

PIMA COUNTY

Chuck Huckelberry Loop Survey Results

One Pima Initiative

Priority Area No. 1: Prioritize Loop Cleanup & Safety

Sarah Davis, Senior Advisor, County Administrator's Office

Notable Chuck Huckelberry Loop (Loop) Survey Results



Approximately
2,000 survey
responses



Overall
satisfaction with
the Loop



Most-used
activities: cycling
and walking



Top requested
improvements:

- Shade
- Safety features
- Water stations
- Navigation improvements



Homelessness /
encampments
emerged as the
dominant safety
concern



Respondents
support
continued
maintenance and
expansion

Methodology and Respondent Sample

- The Loop hosts **roughly 20,000 users, monthly**
- Sample size goal **10% (2,000 respondents)**
- Survey length **~5 minutes, 15 questions**
- Questions on **Loop utilization, Loop sentiments, Loop improvement and free text input**
- **Bilingual and accessible** over 2-month period, socialized at community events, social media, by County departments and BOS Offices, and more.

Achieved 10% Sample

- **1,972 respondents** to the English Survey
- **~20 participated** in the Loop Survey feedback session at District 5 & CWD Ormsby Park Fiesta
- **16 respondents** to the Spanish Survey

Survey Limitations

- More Spanish-language outreach
- Social media got the most engagement, especially on recreating pages
- Age distribution – over 45 over-represented, under 45 under-represented
- Survey responses favored utilization on Rillito – Santa Cruz under-represented
- Engage neighborhoods and residents along the Loop – favored recreators

Utilization of the Loop

How Respondents Use the Loop

- Recreating
- Multiple times per week
- Largely morning use, but dependent on activity
- Cycling and Walking were primary activities

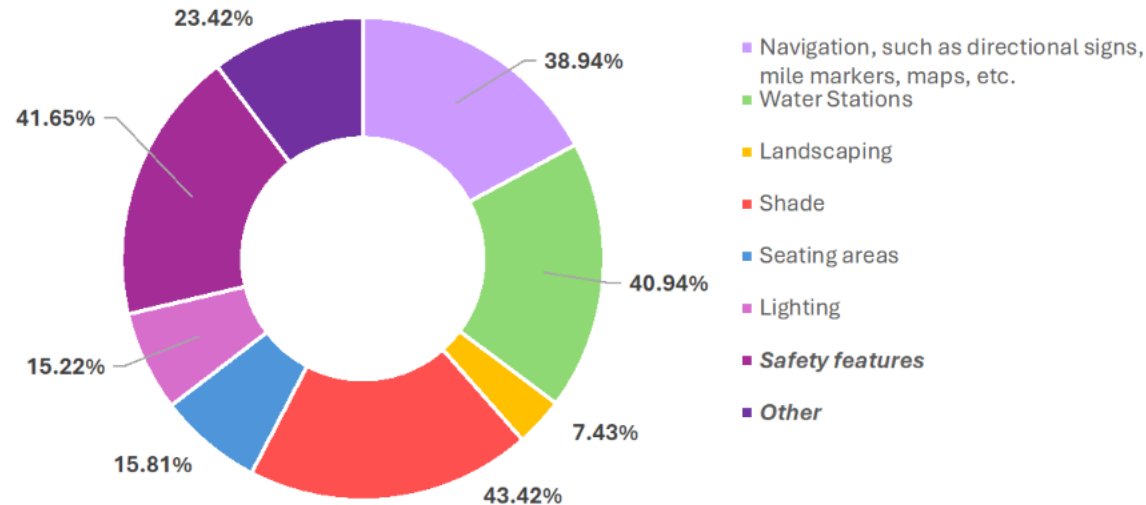


Respondent Overall Sentiments of the Loop

- Majority have been using the Loop for **over 6 years**
- Majority report being **somewhat or very satisfied** with the Loop
- When asked about safety and accessibility **60% feel the Loop is safe, 40% feel it is unsafe**

Loop Improvements

Graphic 2. Loop Improvement Priorities



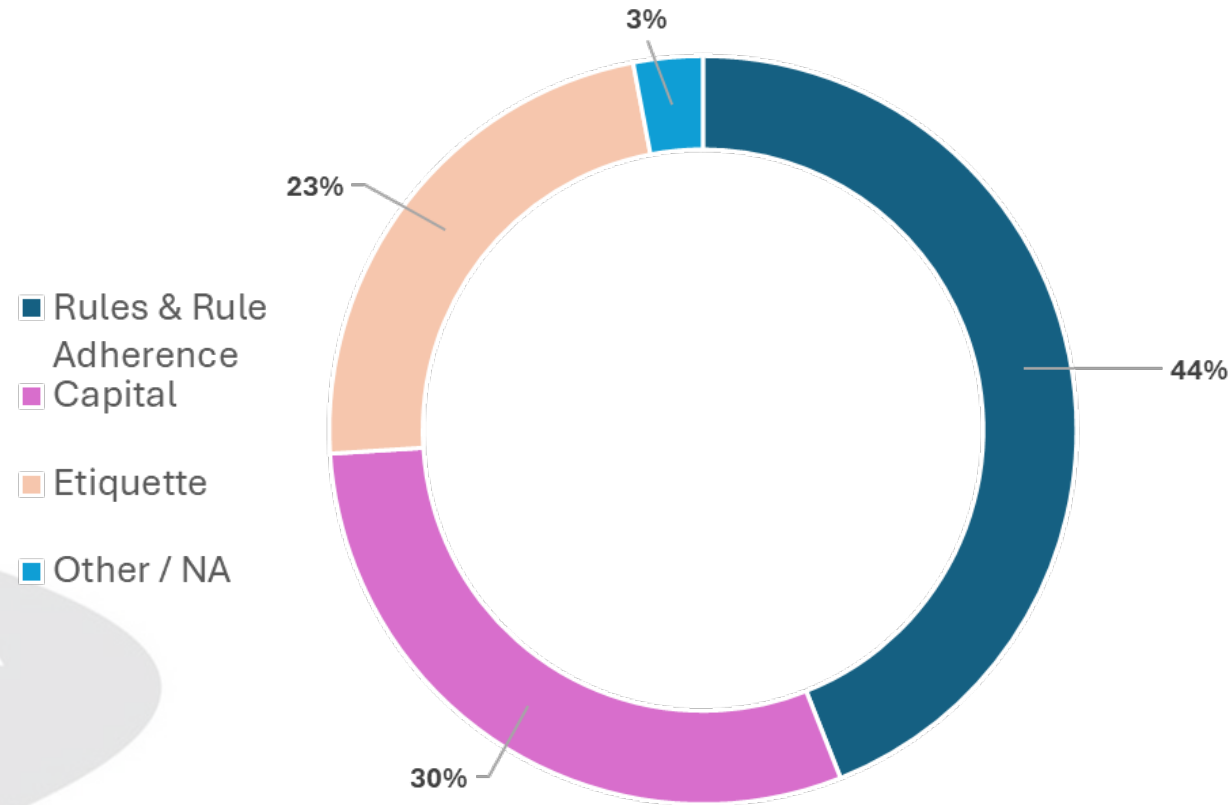
Loop Improvements (Frequency Distribution)

- Shading (43%)
- *Safety Features* (42%)
- Water Stations (41%)
- Navigation enhancements (39%)

'Safety Features' and 'Other' offered respondents free-text respondents which are analyzed by thematic priority.

Qualitative Feedback Analysis

- Safety Features
- Other
- 'If you feel the Loop is unsafe – why?'



Themes Pervasive Throughout


Homelessness, Encampments, Drug Use, Crime, Harassment

Homelessness was the most frequently used term in each of the qualitative feedback as a primary, secondary or tertiary comment / theme


Capital Improvements

- Repair and Maintenance
- Capital Enhancements for multimodal use, expansion, amenities
- Expansion of the Loop (e.g., connecting sections, more connections from major roads, connections to attractions / other parts of the County)

1. Resurfacing and Crack Repair



2. Enhancements – dedicated / engineered walking paths, expansions in narrow corridors, amenities – restrooms, water, trash, shade



3. Expanding the Loop – connecting sections, adding bridge crossings at ends, expansion for access, new locations, adjacencies to amenities / attractions / businesses





Etiquette and Multimodal Use of the Loop

- Cycling Speed and Groups
- Walking Speed and Groups
- Rights-of-way
- Motorized / E-Bikes
- Posting of Etiquette Rules



Encampments and Safety

- Homeless encampments and the term **'homeless / homelessness'** was **the most frequently** used term across all the qualitative feedback
- This term was often coupled with:
 - Drug Use
 - Encampment / Cleanup / Increased trash
 - Harassment
 - Crime – actual or perception of
- Homelessness was the **primary concern** pertaining to **safety** on the Loop
- Sentiments leaned toward **enforcement or lack thereof**
- **Drug Use / High Acuity Behavior** was the most coupled theme with homelessness

Loop Improvement Plan Recommendations

Completed / In Progress

- Loop **Deployments and Cleanup**
- Loop Resources and Information – **new mapping, website, GIS capacity**
- Exploration of **Loop App** development
- Homeless Protocol Response and Data Collection that can inform on Improvements – capital or rule adherence in **certain locations that routinely see resettlement**
- **See Click Fix** for reporting repairs, or other Loop problems

Proposed

- Recommendation to proceed with a Loop Improvement Plan that builds on previously explored / planned capital enhancements / expansion areas
- Build upon the previous interdisciplinary work – and explore projects that have been previously explored and associated readiness
- Propose a marketing budget for Loop efforts and new Loop assets – maps, website, social
- Update the BOS on the framework of a Loop Improvement Plan by end of 2026, in alignment with One Pima



PIMA COUNTY

Questions