



---

# MEMORANDUM

---

Date: April 29, 2019

To: The Honorable Chairman and Members  
Pima County Board of Supervisors

From: C.H. Huckelberry  
County Administrator

A handwritten signature in black ink, appearing to be "CHH", is written over the printed name "C.H. Huckelberry".

Re: **Operation Stonegarden Data**

Please see the attached memorandum from Chief Deputy Byron Gwaltney regarding Operation Stonegarden (OPSG) data collection. The data is from the last four years, with the understanding that in mid-2018, the Board of Supervisors terminated the OPSG grant.

This information identifies how the Sheriff will provide enhanced data collecting and reporting procedures to capture OPSG activities and post these activities on their website.

The Sheriff has also indicated that if the Community Law Enforcement Partnership Commission requests any additional or specific information, he will work to provide and post the information.

The Board may also want to request similar information from other jurisdictions within Pima County who are receiving OPSG grants.

CHH/anc

Attachment

c: The Honorable Mark Napier, Pima County Sheriff  
Byron Gwaltney, Chief Deputy, Pima County Sheriff's Department  
Jan Leshar, Chief Deputy County Administrator

APR 29 19PM 03:37 PCC CLK OF PD





## PIMA COUNTY SHERIFF'S DEPARTMENT

Mark D. Napier, Sheriff

# M E M O R A N D U M

Date: April 19, 2019  
To: Mr. C.H. Huckelberry, Pima County Administrator  
From: Chief Deputy Byron Gwaltney *By*  
Subject: Operation Stonegarden Data

The Pima County Sheriff's Department has participated in grant funded operations in cooperation with the United States Border Patrol (USBP) since 2003. From 2003-2009, statistical data was provided by mandate to the USBP, at times through HIDTA; however, there were no policies or protocols in place for the Department to maintain statistical data for commissioned deputies and sergeants involved in the program. Summary statistical data has been provided to the Arizona Department of Homeland Security (AZDOHS) in quarterly program reports, but only since 2009. Statistical data for the Department's involvement in the Operation Stonegarden (OPSG) grant was accumulated and recorded on a spreadsheet for calendar years 2015 through September of 2018 (Attachment A). The spreadsheet is stored on the Department's network drive. OPSG activity data is only stored in our Spillman data base as individual case reports, citations, arrests, etc., with no reliable method of identifying it as related in any way to OPSG or differentiating it from any other law enforcement activity performed by department members.

In July of 2018, USBP introduced a national web interface, Homeland Security Information Network (HSIN). All agencies participating in OPSG operations submitted OPSG data direct to the web interface, eliminating Daily Activity Report (DAR) collection. With the goal of ensuring full transparency, the Sheriff's Department continued to maintain separate summarized metrics to report OPSG activities.

In late November of 2018, the Sheriff's Department launched the Rural Safety Initiative (RSI) as a continued effort to support enduring border related public safety responsibilities in the rural areas of Pima County. RSI was funded with General Fund overtime rather than federal grants. OPSG data collection metrics and DARs were used as a starting point for development of our own activity tracking system for RSI. This provided an opportunity to enhance and customize the data tracking and reporting practices previously used for OPSG to address department priorities and community concerns. This information, as mandated by Sheriff Napier, populates the *Rural Safety Initiative Operation Activity Report* that is posted on the Sheriff's Department's website<sup>1</sup> (Attachment B). Additionally, the Sheriff has directed the 2015-2018 OPSG spreadsheet (Attachment A) to be uploaded to the Department's website.

Going forward, if Stonegarden is approved by the Board of Supervisors, we will continue with the enhanced RSI data collecting and reporting procedures to capture OPSG activity. All OPSG activity will be posted monthly on our website. The data collected will continue to be enhanced and modified, where practical, as a result of continued community engagement.

<sup>1</sup> <https://www.pimasheriff.org/files/6315/5474/7286/rsiMarch2019.pdf>

# ATTACHMENT A

# Pima County Sheriff's Department Operation Stonegarden Data (2015-termination as of September 2018)

	DATE	HIGHWAY OPERATIONS	JOINT DESERT OPERATIONS	UTV OPERATIONS	PORT OF ENTRY OPERATIONS	BLOCK FLYING - # of Flight Hrs	TRAFFIC STOPS	CITATIONS ISSUED	UNDEFEATED ARRESTS	FELONY ARRESTS	STOLEN VEHICLES	PURSUIT / PORT RUNNERS	# OF NARCOTICS SEIZURES	WEIGHT in KG - Marijuana	WEIGHT in KG - Meth	WEIGHT in KG - Cocaine	WEIGHT in KG - Heroin	IA TURNED OVER TO BP	# OF INTEL EVENTS	# OF CASES	VEHICLE SEIZURES	U.S. CURRENCY SEIZURES	WEAPONS SEIZURES	AMMUNITION SEIZURE - ROUNDS	EXPORT / TRADE VIOLATIONS	SEARCH WARRANTS	MILES DRIVEN	OT HOURS WORKED
2015	Jan - Mar 2015	49	1		8	2.70	1,229	88	57	11	1	1	9	314.43	112.55	0.48		21	37	91	7	\$189,998.00	0	0	0	0	26,402.00	1,729.51
	Apr - Jun 2015	74	25		9	0.00	1,434	118	75	30	3	1	22	972.77	522.54	0.00		30	73	111	17	\$185,560.00	2	22	0	0	49,964.00	4,033.34
	Jul - Sep 2015	89	48		4	16.15	1,622	230	72	43	3	5	14	5,754.27	7.74	15.46		23	64	141	12	\$10,392.00	3	1	0	0	72,963.00	5,230.50
	Oct - Dec 2015	114	12		8	33.40	1,715	189	73	25	1	11	14	693.02	0.00	0.00		44	178	131	16	\$5,390.00	4	0	0	0	60,512.00	4,690.81
	SUB-TOTALS	326	86	0	29	52.25	6,000	605	277	109	8	18	59	7,734.49	642.83	15.94	0	118	352	474	52	\$391,340.00	9	23	0	0	209,841.00	15,684.16
2016	Jan - Mar 2016	95	5		5	12	1,789	203	78	50	4	1	38	1,970.96	10,443.50	2.33		39	273	179	39	\$340,806.00	7	11	0	0	58,538.00	4,304.67
	Apr - Jun 2016	118	12			11	1,496	230	126	49	1	4	25	512.37	1,393.21			87	205	172	34	\$40,347.00	19	3	0	0	64,885.30	4,620.40
	Jul - Sep 2016	84	23		1	2	1150	181	84	32	0	2	19	154.29	7,352.41	4345.66		56	157	140	15	\$32,239.00	0	0	0	0	61,526.00	4,465.30
	Oct - Dec 2016	73	17				982	152	73	49	3	1	19	510.10	65.74	127.57		46	195	118	15	\$95,732.00	7	2	0	0	52,862.00	3,489.00
	SUB-TOTALS	370	57	0	6	25	5,417	768	361	180	8	8	101	3,147.72	19,254.86	4,475.56	0	228	830	609	103	\$509,124.00	33	16	0	0	237,811.30	16,879.37
2017	Jan - Mar 2017	100	3	10	4	9	1,581	232	112	61	5	4	24	3,760.74	8,571.23	6,872.00	3	35	172	195	19	\$41,560.00	116	1	0	0	66,113.00	4,506.00
	Apr - Jun 2017	83	8	24	0	10	1,340	219	104	40	3	7	20	255.92	15.16	33797	50	36	103	160	28	\$1,937.00	4	9	0	0	66,003.00	4,431.62
	Jul - Sep 2017	69		11	3	11	1217	201	61	25	2	1	6	222.2	22,637.60	34	1	41	66	130	16	\$880.00	3	6	0	0	45,652.00	3,219.00
	Oct - Dec 2017	42		5	2	7	655	110	56	39	7	3	11	43.05	4,536.24	760.00	0	49	51	84	8	\$6,738.00	1	0	0	0	25,464.00	1,752.00
	SUB-TOTALS	294	11	50	9	37	4,793	762	333	165	17	15	61	4,281.91	35,760.23	41,463.00	54	161	392	589	71	\$51,115.00	124	16	0	0	203,232.00	13,908.62
2018	Jan - Mar 2018																											
	Apr - Jun 2018	94	7	10	1	11	2,032	348	91	24	1	3	21	62,255	5,1778	32,7480	1,0664	97	87	148	20	8,480	6	129	0	0	61932.00	4403.56
	Jul - Sep 2018	70	6	1	2	9	1,236	162	57	8	1	2	10	0	5	0	0	19	0	62	4	0	1	6	0	0	44,366	3,288
	Oct - Dec 2018	0	0	0	0	0	0	0	0	0	0	0	0	0	0	0	0	0	0	0	0	0	0	0	0	0	0	0
	SUB-TOTALS	164	13	11	3	20	3,268	510	148	32	2	5	31	62,2599	9,7167	32,7849	1,0664	116	87	210	24	8,480	7	135	0	0	106298.00	7691.32
2019	Jan - Mar 2019																											
	Apr - Jun 2019																											
	Jul - Sep 2019																											
	Oct - Dec 2019																											
	SUB-TOTALS																											

Source: P:\Patrol\DISTRICTS\AJ0 DISTRICT\BORDER RELATED ISSUES\STONEGARDEN (OPSG)\(3) OPSG Activity Reporting\FY2018\_AZDOHS-OPSG\_170405-02 (ACTIVE)

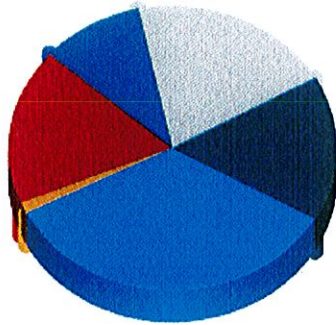
# ATTACHMENT B



## Rural Safety Initiative Operation Activity Report for 3/1/2019 to 3/31/2019

### Deployment Area: Total Operations

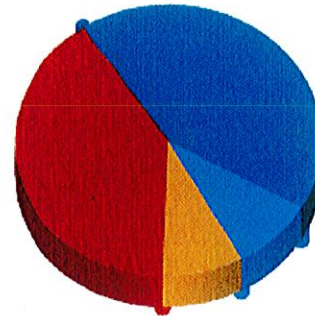
Total: 79



Ajo - 27 (34.18 %)  
 Foothills - 1 (1.27 %)  
 Green Valley - 14 (17.72 %)  
 Rincon - 8 (10.13 %)  
 San Xavier - 16 (20.25 %)  
 Tucson Mountain - 13 (16.46 %)

### Operation Focus: Hours

Total: 633

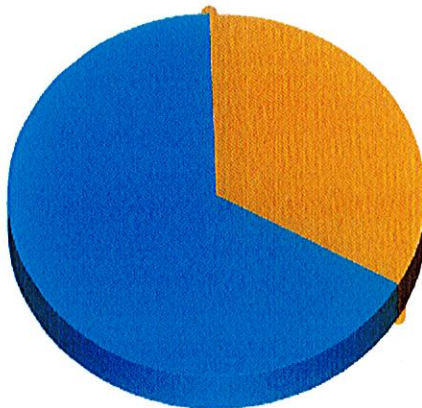


Access Denial Time - 55 (8.69 %)  
 Administration Time - 54 (8.53 %)  
 Highway Interdiction Time - 255 (40.28 %)  
 Rural Patrol Time - 269 (42.50 %)

Access Denial Time refers to deputy presence within a strategic area as deterrence

### Reason for Stop

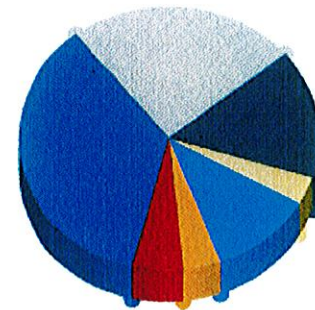
Total: 281



Moving Violation - 186 (66.19 %)  
 Non-Moving Violation - 95 (33.81 %)

### Traffic Stop Results

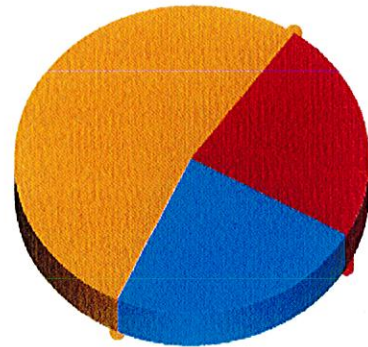
Total: 297



Citation Issued Moving - 33 (11.11 %)  
 Citation Issued Non-Moving - 12 (4.04 %)  
 Other Traffic - 16 (5.39 %)  
 Verbal Warning Moving - 106 (35.69 %)  
 Verbal Warning Non-Moving - 73 (24.58 %)  
 Written Warning Moving - 47 (15.82 %)  
 Written Warning Non-Moving - 10 (3.37 %)

### Arrests

Total: 17

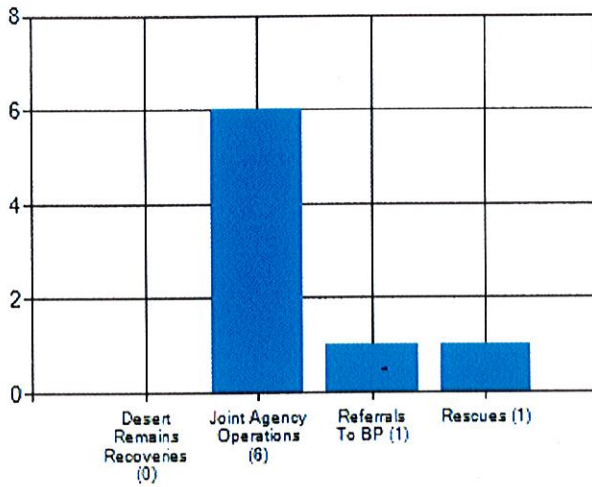


Felony Arrests - 4 (23.53 %)  
 Misdemeanor Arrests (BK) - 9 (52.94 %)  
 Misdemeanor Arrests (CR) - 4 (23.53 %)

BK = Booked. CR = Cite and Release

### Border Related Incidents

Total: 8



### Narcotics Interdiction

