



Update on County Initiatives to Address Homelessness and Public Safety

March 4, 2025

Jenifer Darland, Director

Office of Housing Opportunities & Homeless Solutions

Priorities of the Office of Housing Opportunities & Homeless Solutions

Priority No. 1: Inventory existing County and partner programs addressing homeless / at-risk populations.

Priority No. 2: Describe and illustrate the homeless response system and care coordination.

Priority No. 3: Develop County and public facing communication strategies to enable individuals to understand where and how to access information and resources.

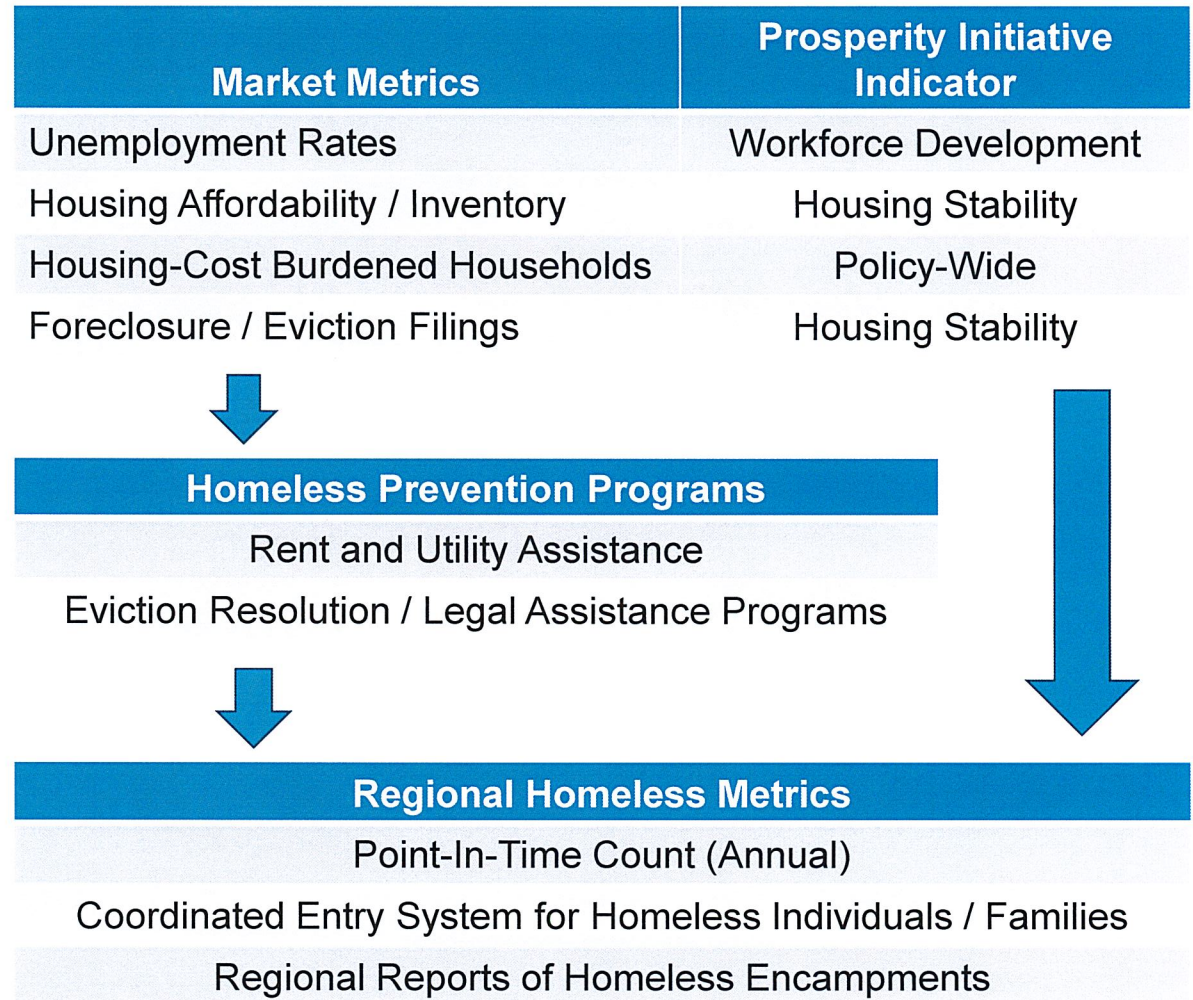
Priority No. 4: Develop a Strategic and Continuous Improvement Plan with the goal of ensuring County programming is responsive, sustainable, and equitably distributed.



Priority No. 5: Develop means of tracking the efficacy of County assistance programs and work with departments and partner agencies and governments to develop attainable measure of success.



Market & Regional Prevention & Homeless Metrics





Regional Homeless Metrics:

Annual Tucson – Pima County Point-In-Time Homeless Count

| Tucson – Pima County Point-In-Time Count | 2023 | 2024 | % Change From 2023 |
|---|-------|-------|--------------------|
| Total Number of Persons (Adults & Children) | 2,209 | 2,102 | (5%) |
| Adults | 2,052 | 1,927 | (6%) |
| Total Number of Chronically Homeless Persons | 789 | 798 | 1% |
| <i>% of Homeless Adults that are Chronically Homeless</i> | 38% | 41% | |

| Special Populations – Self-Reported Conditions | 2023 | 2024 | % Change From 2023 |
|--|------------|------------|--------------------|
| Adults with Serious Mental Health Illness | 515 25% | 687 36% | 33% |
| Adults with Substance Abuse Disorder | 495 24% | 639 33% | 29% |

Source: Tucson Pima Collaboration to End Homelessness 2023 & 2024 Point-In-Time Results



Regional Homeless Metrics:

*TPCH Coordinated
Entry System for
Homeless
Individuals /
Families*

The 2024 Tucson Pima Collaboration to End Homelessness (TPCH) Gaps Analysis:

In 2023, **7,689** completed a **Coordinated Entry Assessment** for housing and homeless services with a participating agency / homeless services provider.

- Of the 7,689, only **1,069 met community established prioritization** and were referred to a requesting housing provider.
- Of the 1,069 referred to a requesting housing provider, **only 535 were served in a housing program.**

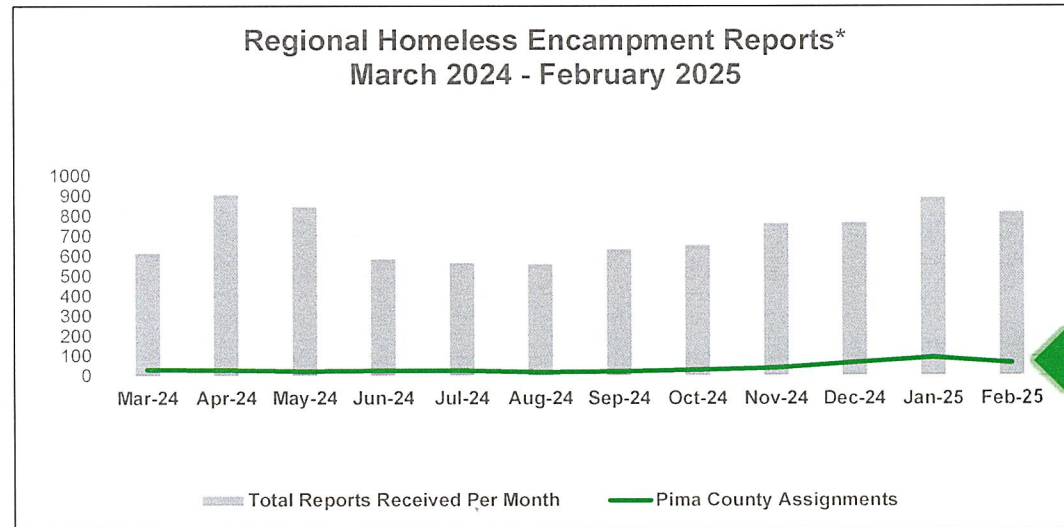
Source: Bentele, K.G., & Shuman, S. (2025). *Increasing Need and Decreasing Capacity to Serve: An Urgent Case for Local Homeless Prevention - Tucson Pima Collaboration to End Homelessness 2024 Gaps Analysis*. University of Arizona, Southwest Institute for Research on Women.

“What about the remaining 534 referred individuals?”

- *Was the housing provider(s) unable to locate individual(s)?*
- *Did the individual(s) not meet housing program eligibility?*
- *Was this a matter of individual / client choice?*

Regional Homeless Metrics:

Reported Homeless Encampments



| Average Monthly Reports | |
|--|-----|
| Regional | 700 |
| Pima County** (Unincorporated and / or owned maintained by Pima County) | 39 |

*Data includes reports received prior to site inspection / verification.

**Data may include duplicate reports and / or sites with one or more reports. Does not include homeless encampment reports / complaints submitted directly to impacted Pima County Departments.

Homeless Encampment:

Field Inspection Report

Homeless Encampment Field Inspection_RFCD

Site Inspection Reports

Is the site an active encampment?

- Yes 
- No

▼ FIELD INSPECTION REPORT

Number of temporary structures?

Evidence of camp fires

- Yes
- No

Is site in close proximity to private properties / schools or vulnerable populations?

- Yes
- No

Approximate Distance

Yards

Has this site been remediated in the past 30 days?

- Yes
- No
- Unsure

Number of Individuals Observed

Homeless Encampment Field Inspection_RFCD

Site Inspection Reports

Has the individual(s) been previously encountered?

- Yes
- No

Date of Previous Encounter

Only add if known

 Date

Was the individual(s) compliant during inspection?

- Yes
- No

Was LEA Present and / or notified?

- Notified
- Present

Biohazards present?

- Yes
- No

Types of Biohazards

- Human waste
- Drug Paraphernalia
- Other

County Outreach Staff Present at Initial Inspection?

- Yes
- No

Homeless Encampment Field Inspection_RFCD

Site Inspection Reports

County Outreach Staff Follow-up?

- Notified
- Scheduled
- NA (Self-resolved / moving out of the area)

Young children or medically vulnerable persons observed?

- Yes
- No

Were emergency services offered?

- Yes
- No

Pets?

- Yes
- No

Are pets leashed?

- Yes
- No

Was PACC notified?

- Yes
- No

Was Crisis Services Needed?

- Yes
- No

▼ REPORT CLOSEOUT  Move on to Report Closeout

Responsible Pima County Department

Homeless Encampment:

Homeless Outreach Report

Homeless Encampment Outreach Report

Site Inspection Reports

Date of Report
Friday, February 28, 2025

Reporting Source / REF ID

Date of Inspection
Friday, February 28, 2025 12:00 ...

Location

Position source closed error

Outreach Report

Is the site an active encampment?

Yes

No

Homeless Encampment Outreach Report

Site Inspection Reports

Outreach Report

Is the site an active encampment?

Yes **← Survey Populates**

No

Were you able to successfully engage with the individual?

Yes

No

Number of Individuals Encountered

Children or older adults present?

Yes

No

Children
if none, type "0"

Older Adults
if none, type "0"

Total children or older adults present?
will not calculate without values in both boxes

Emergency Shelter Offered

Yes

No

Medically vulnerable individuals observed?

Yes

No

Pets?

Homeless Encampment Outreach Report

Site Inspection Reports

Pets?

Yes

No

Services Offered

Shelter Offered

Services Referred

Refused

Referral for services offered

Services Referred

Refused

Services Needed

Emergency Shelter

Case Management Connection

Detox

Document Assistance

Medical Needs

Refused

Is Individual / Household in the HMIS?

Yes

No

Housing assessment

Yes

Already in the System

Refused

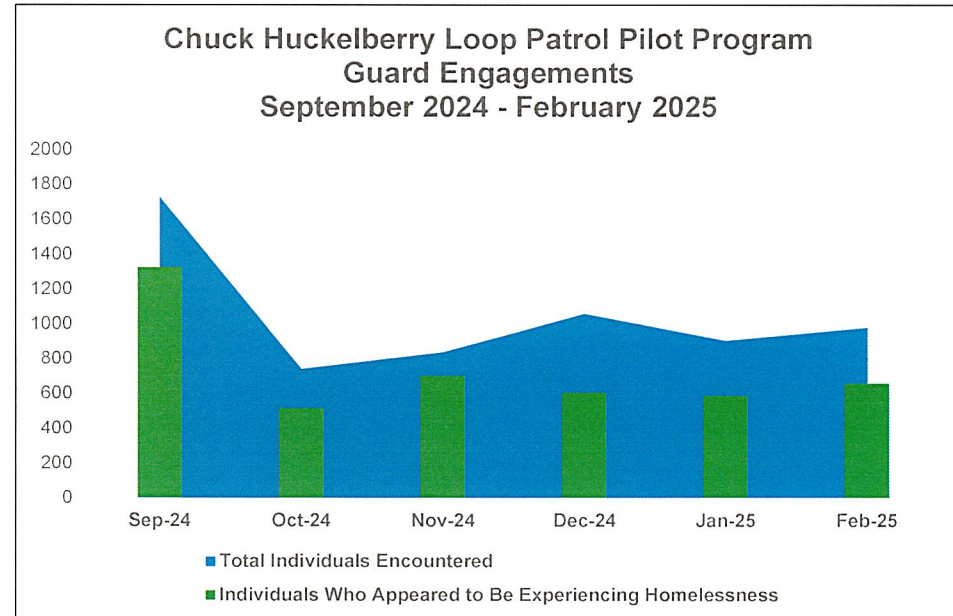
Connected to a Provider?

Yes

No

Follow up actions

Pima County Chuck Huckelberry Loop Patrol Pilot Program: *Six Month Summary*



- **70 percent of the aggregate total of individuals contacted at or after park closure appeared to be experiencing homelessness.**
- Most encounters occurring at 6 of the 58 sites patrolled.
- Guards have observed open drug use, sale of drugs, camp / warming fires
- Called 9-1-1 or a non-emergency lines a total of 30 times.
- Noted repopulation of sites / areas along the Loop 10-14 days following cleaning / remediation by County RFCD and others.

Pima County Program Metrics:

Developing Relevant Data Inventory of County Programming

| Program | County Department(s) | Services / Activities | Indicator of Effectiveness of Programming |
|---|---|--|---|
| Homeless Prevention | CWD | <ul style="list-style-type: none"> Rent & Utility Assistance Home Repair / Weatherization | <ul style="list-style-type: none"> # of Inquiries for Assistance # of Returns for Assistance |
| Eviction Prevention / Resolution | CWD | <ul style="list-style-type: none"> Legal Services Shelter Rehousing & Case Management | <ul style="list-style-type: none"> # of Households Served Length of time in shelter Length of time from service to stability # of Returns for Assistance |
| The Chuck Huckelberry Loop Patrol Program | Parks & Recreation (P&R) | <ul style="list-style-type: none"> Enforce Park Rules Encourage Engagement with Services (e.g., 3-1-1) | <ul style="list-style-type: none"> # of Encounters # of Reported Observations of Drug Use # of Contacts with 9-1-1 |
| Homeless Encampments Reported in Unincorporated Pima County and / or on County-Owned Assets | (RFCD) CWD OHOHS | <ul style="list-style-type: none"> Review / Inspect Encampments Clean / Remediate impacted area Outreach Services | <ul style="list-style-type: none"> # of Reported Sites # of Resettlement Areas # of Service Engagements Services Accepted or Refused Crisis Indicators – e.g., mental health, substance use, fleeing domestic violence |
| Supportive Services | County Departments that directly or indirectly serve housing vulnerable | | Relevant data inventory to better capture needs – e.g., acute / mental health, justice involved |



PIMA COUNTY

Board of Supervisors

Rex Scott, *Chair*, District 1

Adelita S. Grijalva, *Vice Chair*, District 5

Dr. Matt Heinz, District 2

Jennifer Allen, District 3

Steve Christy, District 4

Pima County Administrator

Jan Leshner