



PIMA COUNTY

OFFICIAL

CANVASS

VAIL INCORPORATION

ELECTION

NOVEMBER 05, 2013

PIMA COUNTY ELECTIONS DEPARTMENT  
6550 S. COUNTRY CLUB ROAD  
TUCSON, AZ 85756  
TEL. 520-724-6830



## ELECTIONS DEPARTMENT

PIMA COUNTY GOVERNMENT

6550 S. COUNTRY CLUB ROAD, TUCSON, AZ 85756

(520) 724-6830 FAX (520) 724-6870

November 8, 2013

In accordance with Arizona Revised Statutes, Title 16, I hereby certify the enclosed tabulation is a full, true and correct copy of the Returns of the Proposed Town of Vail Incorporation Election held pursuant to Arizona Constitution and Arizona Revised Statutes Title 9 and 16 in and for the Proposed Town of Vail, Pima County, Arizona on November 5, 2013. This tabulation includes all early/mail-in ballots and verified provisional ballots cast at said election.

Respectfully submitted,

A handwritten signature in black ink that reads "Brad R. Nelson". The signature is fluid and cursive, with the first letters of the first and last names being capitalized and prominent.

Brad R. Nelson, Director  
Pima County Elections

**CANVASS INFORMATION  
VAIL INCORPORATION  
NOVEMBER 5, 2013**

**EARLY BALLOTS PROCESSED**

2987 Ballots Processed and Counted  
0 Ballots Rejected

**PROVISIONAL BALLOTS PROCESSED**

86 Ballots Received  
78 Ballot Verified and Counted  
8 Ballot Unverified and Uncounted



CERTIFICATION BY THE PIMA COUNTY ACCURACY CERTIFICATION BOARD

We, the undersigned members of the Accuracy Certification Board, having been duly appointed for the November 5, 2013 Consolidated Election held in the County of Pima, State of Arizona, on the 1<sup>st</sup> day of October, 2013 at 9:00am verify the Logic and Accuracy Test ballots as required by A.R.S. § 16-449 for use on the accessible voting devices and systems, adopted pursuant to the Secretary of State's Procedures Manual, do hereby certify to the Secretary of State:

1. THAT the pre-audited group of ballots, prepared pursuant to A.R.S. § 16-449, have been used to ascertain that the equipment and programs, being used in this election, correctly counted the votes cast for all offices and measures;
2. THAT the pre-vote counting test results have been compared with the predetermined correct totals for each office and ballot measure;
3. THAT the cause of any discrepancy was found and corrected; and
4. THAT the Logic and Accuracy Test programs, the Logic and Accuracy test ballots, and the Logic and Accuracy test printed output which were certified as correct by the Accuracy Certification Board were delivered into the custody of the Elections Director or the Office of the Secretary of State.

**We declare under penalty of perjury under the laws of the State of Arizona that the foregoing is true and correct.**

Member's Signature 10-01-13  
Date

Member's Signature
 Date

Nancy E. Martinson 10/1/13  
Member's Signature Date

---

Member's Signature \_\_\_\_\_ Date \_\_\_\_\_

Member's Signature Uglas Date 10/1/13

---


Member's Signature \_\_\_\_\_ Date \_\_\_\_\_


# CERTIFICATION BY THE PIMA COUNTY ACCURACY CERTIFICATION BOARD


We, the undersigned members of the Accuracy Certification Board, having been duly appointed for the November 5, 2013 Consolidated Election held in the County of Pima, State of Arizona, on the 29<sup>th</sup> day of October, 2013 at 9:00am verify the Logic and Accuracy Test ballots as required by A.R.S. § 16-449 for use on the optical scan devices and central count systems, adopted pursuant to the Secretary of State's Procedures Manual, do hereby certify to the Secretary of State:

1. THAT the pre-audited group of ballots, prepared pursuant to A.R.S. § 16-449, have been used to ascertain that the equipment and programs, being used in this election, correctly counted the votes cast for all offices and measures;
2. THAT the pre-vote counting test results have been compared with the predetermined correct totals for each office and ballot measure;
3. THAT the cause of any discrepancy was found and corrected; and
4. THAT the Logic and Accuracy Test programs, the Logic and Accuracy test ballots, and the Logic and Accuracy test printed output which were certified as correct by the Accuracy Certification Board were delivered into the custody of the Elections Director or the Office of the Secretary of State.


We declare under penalty of perjury under the laws of the State of Arizona that the foregoing is true and correct.

 SUPT OF SCHOOLS 10.29.13  
Member's Signature Date

 10-29-2013  
Member's Signature Date

 10.29.13  
Member's Signature Date

\_\_\_\_\_  
Member's Signature Date

 10-29-13  
Member's Signature Date

\_\_\_\_\_  
Member's Signature Date

**PIMA COUNTY LOGIC AND ACCURACY TEST  
CERTIFICATION FORM**

**ELECTION LOGIC AND ACCURACY  
POST TEST**

**We the undersigned do hereby certify that a Logic and Accuracy Test was held for the**

**November 5, 2013 Consolidated Election**

**on the**

8<sup>th</sup> day of November, 2013 at 5:15pm  
(day) (Month) (Year) (Time)

**and that the Global Election Management System's central count summary report  
matches the pre-audited results. Prepared pursuant to A.R.S. § 16-445.**



Member's Signature



Member's Signature



Member's Signature

Member's Signature

Member's Signature

Member's Signature

## Equipment, Software, Firmware, and Hash Code Certification Statement

I, Brad R. Nelson certify by affixing my signature to this document that all election equipment and firmware, as well as all election management system software to be used in the Consolidated Election to be held on November 5, 2013 in Pima County has been certified for use by the Arizona Secretary of State and that I have compared the hash code on file with the National Institute of Science and Technology (NIST) or the Arizona Secretary of State's Office to the hash code of the election management system software to be used in this election and certify that the numbers are identical. The following is a list of the equipment, firmware, and election management system software to be used in the aforementioned election:

### **VOTING UNITS**


| Manufacturer                   | Model              | Firmware Version           |
|--------------------------------|--------------------|----------------------------|
| Diebold Elections Systems Inc. | AVOS 79811.04      | 1.96.6                     |
| Diebold Elections Systems Inc. | AVOS 79811.03      | 1.96.6                     |
| Diebold Elections Systems Inc. | AVTSx 4.6.4 w/AVPM | BLR7-1.2.1 / WCER7-410.2.1 |

### **CENTRAL COUNT UNITS**

| Manufacturer                   | Model         | Firmware Version |
|--------------------------------|---------------|------------------|
| Diebold Elections Systems Inc. | AVOS 79811.03 | CC2.0.12         |

### **ELECTION MANAGEMENT SOFTWARE**

| Manufacturer                   | Product Name                       | Version     |
|--------------------------------|------------------------------------|-------------|
| Diebold Elections Systems Inc. | Global Elections Management System | 1.18.24.101 |

  
Officer in Charge of Elections Signature

Date

10-22-13

# ELECTION SUMMARY



# Election Summary Report

131105pimaconsolidated

## Summary For Jurisdiction Wide, All Counters, Vail Incorporation

Date:11/08/13

Time:16:42:00

Page:1 of 1

Registered Voters 58412 - Cards Cast 3778 6.47%

Num. Report Precinct 26 - Num. Reporting 26 100.00%

### VAIL INCORPORATION QUESTION

|                                  | Polling | Early | PROV | Total |         |
|----------------------------------|---------|-------|------|-------|---------|
| Number of Precincts              | 4       | 4     | 4    | 4     |         |
| Precincts Reporting              | 4       | 4     | 4    | 4     | 100.0 % |
| Vote For                         | 1       | 1     | 1    | 1     |         |
| Times Counted (Reg. Voters 7320) | 713     | 2987  | 78   | 3778  | 51.6 %  |
| Total Votes                      | 711     | 2986  | 78   | 3775  |         |
| Times Blank Voted                | 2       | 1     | 0    | 3     |         |
| Times Over Voted                 | 0       | 0     | 0    | 0     |         |
| Number Of Under Votes            | 0       | 0     | 0    | 0     |         |
| YES                              | 346     | 1326  | 38   | 1710  | 45.30%  |
| NO                               | 365     | 1660  | 40   | 2065  | 54.70%  |

POLLING PLACES  
USED FOR THE  
NOVEMBER 5, 2013  
VAIL INCORPORATION  
ELECTION

---

---

## Official Polling Place List

11/7/2013 9:48:44 AM

---

---

## Consolidated Elections

November 5, 2013

---

---

VA: 34-01 - PCTS 195  
THE ACADEMY VILLAGE

ACTIVITIES ROOM/COMMUNITY CENTER  
13701 E LANGTRY LANE

VA: 34-04 - PCTS 260  
OCOTILLO RIDGE ELEMENTARY SCHOOL

LIBRARY  
10170 S WHITE LIGHTNING LANE

VA: 34-02 - PCTS 011/221  
ST RITA IN THE DESERT

JOHN XXIII CENTER (NARTHEX)  
13260 E COLOSSAL CAVE ROAD

VA: 34-03 - PCTS 224/280  
CIENEGA HIGH SCHOOL

LIBRARY  
12775 E MARY ANN CLEVELAND WAY

# STATEMENT OF VOTES CAST

Statement of Votes Cast  
131105pimaconsolidated  
SOVC For VAIL, All Counters, Vail Incorporation

Date:11/08/13

Time:18:00:54

Page:1 of 3

|                   | TURN OUT    |            |           |
|-------------------|-------------|------------|-----------|
|                   | Reg. Voters | Cards Cast | % Turnout |
| Jurisdiction Wide |             |            |           |
| 34-01             |             |            |           |
| Polling           | 648         | 90         | 13.89%    |
| Early             | 648         | 304        | 46.91%    |
| Provisional       | 648         | 13         | 2.01%     |
| Total             | 648         | 407        | 62.81%    |
| 34-02             |             |            |           |
| Polling           | 1512        | 127        | 8.40%     |
| Early             | 1512        | 604        | 39.95%    |
| Provisional       | 1512        | 16         | 1.06%     |
| Total             | 1512        | 747        | 49.40%    |
| 34-03             |             |            |           |
| Polling           | 2006        | 218        | 10.87%    |
| Early             | 2006        | 819        | 40.83%    |
| Provisional       | 2006        | 17         | 0.85%     |
| Total             | 2006        | 1054       | 52.54%    |
| 34-04             |             |            |           |
| Polling           | 3154        | 278        | 8.81%     |
| Early             | 3154        | 1260       | 39.95%    |
| Provisional       | 3154        | 32         | 1.01%     |
| Total             | 3154        | 1570       | 49.78%    |
| Total             |             |            |           |
| Polling           | 7320        | 713        | 9.74%     |
| Early             | 7320        | 2987       | 40.81%    |
| Provisional       | 7320        | 78         | 1.07%     |
| Total             | 7320        | 3778       | 51.61%    |

Statement of Votes Cast  
131105pimaconsolidated  
SOVC For VAIL, All Counters, Vail Incorporation

Date:11/08/13

Time:18:00:54

Page:2 of 3

| VAIL INCORPORATION QUESTION |             |          |               |             |                   |                  |                       |      |        |
|-----------------------------|-------------|----------|---------------|-------------|-------------------|------------------|-----------------------|------|--------|
|                             | Reg. Voters | Vote For | Times Counted | Total Votes | Times Blank Voted | Times Over Voted | Number Of Under Votes | YES  |        |
| Jurisdiction Wide           |             |          |               |             |                   |                  |                       |      |        |
| 34-01                       |             |          |               |             |                   |                  |                       |      |        |
| Polling                     | 648         | 1        | 90            | 89          | 1                 | 0                | 0                     | 39   | 43.82% |
| Early                       | 648         | 1        | 304           | 304         | 0                 | 0                | 0                     | 132  | 43.42% |
| Provisional                 | 648         | 1        | 13            | 13          | 0                 | 0                | 0                     | 7    | 53.85% |
| Total                       | 648         | 3        | 407           | 406         | 1                 | 0                | 0                     | 178  | 43.84% |
| 34-02                       |             |          |               |             |                   |                  |                       |      |        |
| Polling                     | 1512        | 1        | 127           | 127         | 0                 | 0                | 0                     | 63   | 49.61% |
| Early                       | 1512        | 1        | 604           | 604         | 0                 | 0                | 0                     | 302  | 50.00% |
| Provisional                 | 1512        | 1        | 16            | 16          | 0                 | 0                | 0                     | 10   | 62.50% |
| Total                       | 1512        | 3        | 747           | 747         | 0                 | 0                | 0                     | 375  | 50.20% |
| 34-03                       |             |          |               |             |                   |                  |                       |      |        |
| Polling                     | 2006        | 1        | 218           | 218         | 0                 | 0                | 0                     | 99   | 45.41% |
| Early                       | 2006        | 1        | 819           | 819         | 0                 | 0                | 0                     | 332  | 40.54% |
| Provisional                 | 2006        | 1        | 17            | 17          | 0                 | 0                | 0                     | 4    | 23.53% |
| Total                       | 2006        | 3        | 1054          | 1054        | 0                 | 0                | 0                     | 435  | 41.27% |
| 34-04                       |             |          |               |             |                   |                  |                       |      |        |
| Polling                     | 3154        | 1        | 278           | 277         | 1                 | 0                | 0                     | 145  | 52.35% |
| Early                       | 3154        | 1        | 1260          | 1259        | 1                 | 0                | 0                     | 560  | 44.48% |
| Provisional                 | 3154        | 1        | 32            | 32          | 0                 | 0                | 0                     | 17   | 53.13% |
| Total                       | 3154        | 3        | 1570          | 1568        | 2                 | 0                | 0                     | 722  | 46.05% |
| Total                       |             |          |               |             |                   |                  |                       |      |        |
| Polling                     | 7320        | 4        | 713           | 711         | 2                 | 0                | 0                     | 346  | 48.66% |
| Early                       | 7320        | 4        | 2987          | 2986        | 1                 | 0                | 0                     | 1326 | 44.41% |
| Provisional                 | 7320        | 4        | 78            | 78          | 0                 | 0                | 0                     | 38   | 48.72% |
| Total                       | 7320        | 12       | 3778          | 3775        | 3                 | 0                | 0                     | 1710 | 45.30% |

Statement of Votes Cast  
131105pimaconsolidated  
SOVC For VAIL, All Counters, Vail Incorporation

Date:11/08/13  
Time:18:00:54  
Page:3 of 3

|                   | VAIL<br>INCORPORATION<br>QUESTION |        |
|-------------------|-----------------------------------|--------|
|                   | NO                                |        |
| Jurisdiction Wide |                                   |        |
| 34-01             |                                   |        |
| Polling           | 50                                | 56.18% |
| Early             | 172                               | 56.58% |
| Provisional       | 6                                 | 46.15% |
| Total             | 228                               | 56.16% |
| 34-02             |                                   |        |
| Polling           | 64                                | 50.39% |
| Early             | 302                               | 50.00% |
| Provisional       | 6                                 | 37.50% |
| Total             | 372                               | 49.80% |
| 34-03             |                                   |        |
| Polling           | 119                               | 54.59% |
| Early             | 487                               | 59.46% |
| Provisional       | 13                                | 76.47% |
| Total             | 619                               | 58.73% |
| 34-04             |                                   |        |
| Polling           | 132                               | 47.65% |
| Early             | 699                               | 55.52% |
| Provisional       | 15                                | 46.88% |
| Total             | 846                               | 53.95% |
| Total             |                                   |        |
| Polling           | 365                               | 51.34% |
| Early             | 1660                              | 55.59% |
| Provisional       | 40                                | 51.28% |
| Total             | 2065                              | 54.70% |