



Pima County Elections  
6550 S. Country Club Road  
Tucson, AZ 85756



September 29, 2025

In accordance with Arizona Revised Statutes, Title 16, I hereby certify the enclosed tabulation is a full, true, and correct copy of the Returns of the 2025 Special General Election held pursuant to Arizona Constitution, Article 7, and Arizona Revised Statutes Title 9 and 16 in and for Pima County, Arizona on September 23, 2025. This tabulation includes all early ballots and verified provisional ballots cast at said election.

Respectfully submitted,

Constance L. Hargrove, Director  
Pima County Department of Elections

End of Election Notice

Constance L. Hargrove, Director

6550 S. Country Club Road · Tucson, AZ 85756 · Desk: 520-724-6868 | Fax: 520-724-6870 · [constance.hargrove@pima.gov](mailto:constance.hargrove@pima.gov)

[www.pima.gov](http://www.pima.gov)

# Ballots Processed Information

2025 Congressional District 7 Special General Election  
VOTER REGISTRATION TOTALS

ELIGIBLE VOTERS	DEMs	REPs	LBTs	NOLs	GRNs	OTHs	Total
Active Voters	111,661	54,861	1,747	2,272	569	95,773	266,883
Inactive Voters	7,603	3,576	182	74	36	9,323	20,794

**Pima County Active Voters at Registration Cutoff by Precinct  
Congressional District 7 Special General Election**

<b>PRECINCT</b>	<b>DEM</b>	<b>REP</b>	<b>LBT</b>	<b>NOL</b>	<b>GRN</b>	<b>OTH</b>	<b>TOTAL</b>
001	642	539	11	19	2	643	1856
002	85	79	0	6	1	94	265
003	188	11	0	0	2	70	271
004	709	67	3	1	0	399	1179
005	921	2246	47	50	4	1867	5135
007	18	37	2	1	0	45	103
008	198	184	9	7	2	215	615
016	1484	608	21	13	4	862	2992
017	1093	262	14	22	15	678	2084
018	1381	290	18	22	5	848	2564
019	201	223	5	12	1	284	726
020	1662	528	23	39	9	1375	3636
021	1260	1018	10	18	6	1052	3364
022	1923	809	18	42	4	1798	4594
023	1789	711	20	21	5	1296	3842
025	1497	367	16	23	6	1072	2981
026	1549	405	12	23	7	1136	3132
028	910	228	13	13	5	635	1804
031	717	639	13	19	6	769	2163
032	1659	1351	30	44	11	1852	4947
033	1137	543	15	36	5	947	2683
034	560	388	9	15	4	619	1595
036	1685	964	36	45	17	1964	4711
037	725	200	11	17	3	549	1505
038	931	505	16	20	4	865	2341
041	3356	1984	52	95	8	3262	8757
042	2114	550	32	31	21	1781	4529
043	813	244	5	16	3	657	1738
044	1257	251	13	26	9	938	2494
045	1236	201	12	16	14	645	2124
047	2045	534	26	31	6	1624	4266
048	1235	584	15	45	10	1388	3277
050	1315	331	13	23	6	1097	2785
051	1066	261	9	19	1	871	2227
052	1218	322	8	24	4	986	2562
053	2832	926	25	75	6	2753	6617
059	1059	359	10	28	3	794	2253
060	625	633	23	25	4	788	2098
062	1203	523	20	17	14	1719	3496
063	883	205	10	7	4	377	1486
064	1092	331	17	24	4	1000	2468
066	1539	447	20	25	6	1461	3498
068	819	211	8	13	4	460	1515

**Pima County Active Voters at Registration Cutoff for  
Congressional District 7 Special General Election**

<b>PRECINCT</b>	<b>DEM</b>	<b>REP</b>	<b>LBT</b>	<b>NOL</b>	<b>GRN</b>	<b>OTH</b>	<b>TOTAL</b>
070	253	252	6	2	1	249	763
071	113	13	0	2	0	69	197
073	1599	317	20	18	10	786	2750
076	258	22	0	1	0	134	415
078	1091	221	8	10	4	521	1855
080	1474	391	23	11	9	904	2812
082	1376	282	22	13	7	616	2316
083	561	1030	15	13	1	708	2328
086	2042	681	29	31	17	1414	4214
092	1387	938	32	18	4	889	3268
096	1366	429	26	14	7	674	2516
097	1079	340	9	14	2	663	2107
098	1468	620	22	38	18	1359	3525
101	757	684	13	12	4	689	2159
102	380	178	4	8	1	380	951
105	810	490	17	27	6	879	2229
110	1299	163	11	17	5	917	2412
111	1024	481	20	7	8	673	2213
113	1312	788	23	38	7	1318	3486
117	1110	624	31	28	12	849	2654
119	896	610	19	33	10	795	2363
120	1245	828	29	25	12	1112	3251
122	776	651	20	25	3	863	2338
135	158	4	0	0	0	53	215
136	131	12	0	1	1	50	195
137	114	12	0	0	0	47	173
138	373	27	0	4	0	160	564
139	208	160	3	5	0	257	633
143	615	88	4	9	10	356	1082
144	1299	466	20	15	2	773	2575
147	873	978	24	24	3	1115	3017
151	577	358	10	5	2	327	1279
152	447	159	5	4	1	375	991
153	1774	826	34	26	4	1245	3909
154	886	419	20	28	7	1067	2427
155	803	371	10	21	3	921	2129
156	333	378	7	5	1	330	1054
157	1588	515	24	41	4	1277	3449
159	2117	652	24	49	12	1902	4756
160	994	250	12	19	3	714	1992
166	2713	726	49	57	27	2111	5683
167	949	220	18	14	7	527	1735
168	264	368	7	5	0	330	974

## Pima County Active Voters at Registration Cutoff for Congressional District 7 Special General Election

PRECINCT	DEM	REP	LBT	NOL	GRN	OTH	TOTAL
186	116	125	2	2	0	95	340
189	743	365	9	16	3	584	1720
190	815	307	11	23	3	726	1885
203	717	439	10	20	2	681	1869
204	70	330	4	3	0	149	556
208	504	582	19	15	0	680	1800
215	452	676	22	11	7	532	1700
222	475	1009	29	16	4	842	2375
227	1764	2086	37	49	5	2289	6230
228	473	410	7	6	2	311	1209
231	1855	2341	49	53	5	2477	6780
232	2001	1276	37	54	5	2252	5625
233	1002	728	19	16	1	879	2645
234	981	600	12	17	4	737	2351
235	2245	970	37	63	8	1809	5132
236	586	148	5	6	1	530	1276
244	476	109	6	2	0	370	963
245	1047	204	13	14	6	596	1880
246	1216	197	13	20	14	749	2209
247	252	56	2	5	0	175	490
248	514	101	7	9	0	325	956
250	19	32	0	0	0	28	79
257	433	752	12	12	5	637	1851
258	46	136	2	0	0	85	269
264	312	208	5	14	3	316	858
267	20	5	0	1	0	16	42
271	283	234	11	8	0	359	895
272	721	314	7	12	1	611	1666
TOTAL	111,661	54,861	1,747	2,272	569	95,773	266,883



# Pima County Recorder

## 2025 CD7 SPECIAL GENERAL ELECTION

September 23, 2025

### Canvass Information

Our office contributes Voter Registration and Early Voting data to the official election record called the Canvass Report. The Election Department is in charge of adding our data to their tabulation and audit data, and submitting it to the Pima County Board of Supervisors for approval and then on to the AZ Secretary of State. Once final, the Canvass Report is available to the public on the Elections Department Website.

#### Early Ballots Processed

<b>Total Original Ballots Sent</b>	<b>181,738</b>
<i>Total Replacement Ballots Provided</i>	<i>900</i>
<b>Total Early Ballots Returned</b>	<b>71,738</b>
<b>Total Ballots Returned Unvoted *</b>	<b>(5,584)</b>
<b>Total Curable Ballots Rejected **</b>	<b>(125)</b>
<b>Ballots Redlined before Tabulation ***</b>	<b>(4)</b>
<b>Turned over for tabulation</b>	<b>66,025</b>

**\* Ballots Returned Unvoted:** Ballots returned as Undeliverable or with notation that the voter is deceased. These ballots are retained by the Recorder's Office for Voter Registration Roll maintenance purposes.

**\*\* Curable Ballots Rejected:** Only represents ballots that were eligible to be signature verified but could not confirm voter's signature. Ineligible ballot reasons on the next page.

**\*\*\* Redline:** The Early Election Board rejected the Ballot Affidavit for containing something other than a 2024 Primary Election ballot and were removed from the turnover receipt. Voters were informed by the Recorder's Office.

## 2025 CD7 SPECIAL GENERAL ELECTION

### Ballot Curing Outcome Totals

Please note that this chart represents individual ballots. If the original ballot cannot be reconciled, a voter may receive replacement ballots. A voter may also be associated with multiple ballots each containing an issue. Refer to the **Curable Ballots Rejected** value for the number of **VOTERS** whose ballots could not be resolved.

Reason	BALLOT ACCEPTED	BALLOT REJECTED	BALLOT UNVOTED	REPLACEMENT BALLOT ISSUED	Total
DAMAGED	1			2	3
EMPTY AFFIDAVIT	2			3	5
HOUSEHOLD MIX-UP	5			1	6
NO SIGNATURE	54	16		23	93
NOT ELIGIBLE		3			3
OTHER		5			5
SIGNED BY POA	1				1
UNABLE TO VERIFY SIGNATURE	301	106		4	411
UNDELIVERABLE	163		5,577	166	5,906
VOTED TWICE	2				2
VOTER DECEASED			2		2
<b>Total</b>	<b>529</b>	<b>130</b>	<b>5,579</b>	<b>199</b>	<b>6,437</b>

# 2025 CONGRESSIONAL DISTRICT 7 SPECIAL GENERAL ELECTION

## Early Voting Site Ballots Issued

Early Sites	Totals
AJO	16
COUNTRY CLUB	95
DOWNTOWN	184
EASTSIDE	59
PASCUA TRIBAL CENTER	17
SAHUARITA	33
TOKA COMMUNITY BUILDING	20
Voted Ballots Total	424



## 2025 CD7 SPECIAL GENERAL ELECTION

### Provisional Ballot Outcome Totals

#### PROVISIONAL BALLOTS

Decision	Reason	Total
ACCEPTED	VOTER ELIGIBLE	<u>70</u>
REJECTED	PROVISIONAL NOT SIGNED	<u>4</u>
REJECTED	REGISTERED AFTER CUTOFF DATE	<u>6</u>
REJECTED	REGISTRATION CANCELLED	<u>5</u>
REJECTED	VOTE CENTER ISSUE	<u>1</u>
REJECTED	VOTED EARLY BALLOT	<u>8</u>
REJECTED	VOTED WRONG JURISDICTION	<u>97</u>
REJECTED	VOTER NOT REGISTERED	<u>12</u>
Provisional Total		<u>203</u>

#### CONDITIONAL PROVISIONAL BALLOTS

Decision	Reason	Total
ACCEPTED	VOTER ELIGIBLE	<u>2</u>
Conditional Provisional Total		<u>2</u>



# 2025 CD7 SPECIAL GENERAL ELECTION

Total Receipts: 205

PRECINCT	TYPE	ISSUED REASON	COUNTED	REASON	TOTAL
<b>N/A</b>	PROVISIONAL	VOTER NOT REGISTERED	NO	VOTER NOT REGISTERED	11
	<b>PRECINCT N/A TOTAL</b>				<b>11</b>
<b>2</b>	PROVISIONAL	ADDRESS UPDATE	YES		1
	<b>PRECINCT 2 TOTAL</b>				<b>1</b>
<b>4</b>	CONDITIONAL	ID NOT VERIFIED	YES		1
	PROVISIONAL	REGISTERED AFTER CUT OFF	NO	REGISTERED AFTER CUTOFF DATE	1
	<b>PRECINCT 4 TOTAL</b>				<b>2</b>
<b>6</b>	PROVISIONAL	ADDRESS UPDATE	YES		1
		VOTER NOT ELIGIBLE	NO	VOTED WRONG JURISDICTION	3
	<b>PRECINCT 6 TOTAL</b>				<b>4</b>
<b>11</b>	PROVISIONAL	VOTER NOT ELIGIBLE	NO	VOTED WRONG JURISDICTION	1
	<b>PRECINCT 11 TOTAL</b>				<b>1</b>
<b>12</b>	PROVISIONAL	ADDRESS UPDATE	YES		2
	<b>PRECINCT 12 TOTAL</b>				<b>2</b>

14	PROVISIONAL	ADDRESS UPDATE	YES		1
		VOTER NOT ELIGIBLE	NO	VOTED WRONG JURISDICTION	1
	PRECINCT 14 TOTAL				
15	PROVISIONAL	ADDRESS UPDATE	YES		1
	PRECINCT 15 TOTAL				
20	PROVISIONAL	ADDRESS UPDATE	YES		1
		ID NOT VERIFIED	YES		1
	PRECINCT 20 TOTAL				
21	PROVISIONAL	ADDRESS UPDATE	YES		2
	PRECINCT 21 TOTAL				
22	PROVISIONAL	ID NOT VERIFIED	YES		1
		VOTER NOT REGISTERED	NO	REGISTRATION CANCELLED	1
	PRECINCT 22 TOTAL				
24	PROVISIONAL	VOTER NOT ELIGIBLE	NO	VOTED WRONG JURISDICTION	1
	PRECINCT 24 TOTAL				
25	PROVISIONAL	ADDRESS UPDATE	YES		1
		CONFIDENTIAL VOTER	YES		1
	PRECINCT 25 TOTAL				
31	PROVISIONAL	ADDRESS UPDATE	YES		1
		ID NOT VERIFIED	YES		1
	PRECINCT 31 TOTAL				

<b>32</b>	PROVISIONAL	ADDRESS UPDATE	YES		1
	<b>PRECINCT 32 TOTAL</b>				<b>1</b>
<b>35</b>	PROVISIONAL	VOTER NOT ELIGIBLE	NO	VOTED WRONG JURISDICTION	1
	<b>PRECINCT 35 TOTAL</b>				<b>1</b>
<b>36</b>	PROVISIONAL	VOTED TWICE	NO	VOTED EARLY BALLOT	1
	<b>PRECINCT 36 TOTAL</b>				<b>1</b>
<b>37</b>	PROVISIONAL	VOTER NOT REGISTERED	NO	REGISTRATION CANCELLED	1
	<b>PRECINCT 37 TOTAL</b>				<b>1</b>
<b>38</b>	PROVISIONAL	REGISTERED AFTER CUT OFF	NO	REGISTERED AFTER CUTOFF DATE	1
	<b>PRECINCT 38 TOTAL</b>				<b>1</b>
<b>39</b>	PROVISIONAL	ADDRESS UPDATE	YES		2
		VOTER NOT ELIGIBLE	NO	VOTED WRONG JURISDICTION	1
	<b>PRECINCT 39 TOTAL</b>				<b>3</b>
<b>41</b>	PROVISIONAL	VOTE CENTER ISSUE	YES		1
		VOTER NOT ELIGIBLE	NO	VOTED WRONG JURISDICTION	1
	<b>PRECINCT 41 TOTAL</b>				<b>2</b>
<b>42</b>	PROVISIONAL	VOTER NOT REGISTERED	NO	REGISTRATION CANCELLED	1
	<b>PRECINCT 42 TOTAL</b>				<b>1</b>
<b>43</b>	PROVISIONAL	ADDRESS UPDATE	YES		1
	<b>PRECINCT 43 TOTAL</b>				<b>1</b>

<b>44</b>	PROVISIONAL	ADDRESS UPDATE	YES		1
	<b>PRECINCT 44 TOTAL</b>				<b>1</b>
<b>45</b>	PROVISIONAL	REGISTERED AFTER CUT OFF	NO	REGISTERED AFTER CUTOFF DATE	1
	<b>PRECINCT 45 TOTAL</b>				<b>1</b>
<b>47</b>	PROVISIONAL	VOTER NOT REGISTERED	NO	REGISTRATION CANCELLED	1
	<b>PRECINCT 47 TOTAL</b>				<b>1</b>
<b>48</b>	PROVISIONAL	ADDRESS UPDATE	YES		2
	<b>PRECINCT 48 TOTAL</b>				<b>2</b>
<b>53</b>	PROVISIONAL	ADDRESS UPDATE	NO	PROVISIONAL NOT SIGNED	1
	<b>PRECINCT 53 TOTAL</b>				<b>1</b>
<b>54</b>	PROVISIONAL	VOTER NOT ELIGIBLE	NO	VOTED WRONG JURISDICTION	6
	<b>PRECINCT 54 TOTAL</b>				<b>6</b>
<b>57</b>	PROVISIONAL	VOTER NOT ELIGIBLE	NO	VOTED WRONG JURISDICTION	3
	<b>PRECINCT 57 TOTAL</b>				<b>3</b>
<b>59</b>	PROVISIONAL	VOTE CENTER ISSUE	YES		1
	<b>PRECINCT 59 TOTAL</b>				<b>1</b>
<b>60</b>	PROVISIONAL	ADDRESS UPDATE	YES		1
	<b>PRECINCT 60 TOTAL</b>				<b>1</b>
<b>62</b>	PROVISIONAL	ADDRESS UPDATE	YES		1
	<b>PRECINCT 62 TOTAL</b>				<b>1</b>

<b>64</b>	PROVISIONAL	VOTE CENTER ISSUE	YES		1
	<b>PRECINCT 64 TOTAL</b>				<b>1</b>
<b>67</b>	PROVISIONAL	ADDRESS UPDATE	YES		1
		VOTER NOT ELIGIBLE	NO	VOTED WRONG JURISDICTION	1
	<b>PRECINCT 67 TOTAL</b>				<b>2</b>
<b>69</b>	PROVISIONAL	ADDRESS UPDATE	YES		1
		VOTER NOT ELIGIBLE	NO	VOTED WRONG JURISDICTION	2
	<b>PRECINCT 69 TOTAL</b>				<b>3</b>
<b>71</b>	PROVISIONAL	VOTE CENTER ISSUE	NO	PROVISIONAL NOT SIGNED	1
	<b>PRECINCT 71 TOTAL</b>				<b>1</b>
<b>72</b>	PROVISIONAL	VOTER NOT ELIGIBLE	NO	VOTED WRONG JURISDICTION	4
	<b>PRECINCT 72 TOTAL</b>				<b>4</b>
<b>73</b>	PROVISIONAL	ADDRESS UPDATE	YES		1
	<b>PRECINCT 73 TOTAL</b>				<b>1</b>
<b>75</b>	PROVISIONAL	ADDRESS UPDATE	YES		1
	<b>PRECINCT 75 TOTAL</b>				<b>1</b>
<b>76</b>	PROVISIONAL	ADDRESS UPDATE	YES		1
	<b>PRECINCT 76 TOTAL</b>				<b>1</b>
<b>78</b>	PROVISIONAL	ADDRESS UPDATE	YES		1
	<b>PRECINCT 78 TOTAL</b>				<b>1</b>

<b>80</b>	PROVISIONAL	CONFIDENTIAL VOTER	NO	VOTE CENTER ISSUE	1
	<b>PRECINCT 80 TOTAL</b>				<b>1</b>
<b>82</b>	PROVISIONAL	ADDRESS UPDATE	YES		1
		ID NOT VERIFIED	YES		1
		VOTED TWICE	NO	VOTED EARLY BALLOT	1
	<b>PRECINCT 82 TOTAL</b>				<b>3</b>
<b>86</b>	PROVISIONAL	REGISTERED AFTER CUT OFF	NO	REGISTERED AFTER CUTOFF DATE	1
	<b>PRECINCT 86 TOTAL</b>				<b>1</b>
<b>91</b>	PROVISIONAL	VOTER NOT ELIGIBLE	NO	VOTED WRONG JURISDICTION	3
	<b>PRECINCT 91 TOTAL</b>				<b>3</b>
<b>92</b>	PROVISIONAL	REGISTERED AFTER CUT OFF	NO	REGISTERED AFTER CUTOFF DATE	1
		VOTED TWICE	NO	VOTED EARLY BALLOT	1
	<b>PRECINCT 92 TOTAL</b>				<b>2</b>
<b>93</b>	PROVISIONAL	VOTER NOT ELIGIBLE	NO	VOTED WRONG JURISDICTION	2
	<b>PRECINCT 93 TOTAL</b>				<b>2</b>
<b>94</b>	PROVISIONAL	ADDRESS UPDATE	YES		1
		VOTER NOT ELIGIBLE	NO	VOTED WRONG JURISDICTION	1
	<b>PRECINCT 94 TOTAL</b>				<b>2</b>
<b>97</b>	CONDITIONAL	ID NOT VERIFIED	YES		1
	<b>PRECINCT 97 TOTAL</b>				<b>1</b>

<b>99</b>	PROVISIONAL	VOTER NOT ELIGIBLE	NO	VOTED WRONG JURISDICTION	1
	<b>PRECINCT 99 TOTAL</b>				<b>1</b>
<b>100</b>	PROVISIONAL	CONFIDENTIAL VOTER	YES		1
		VOTER NOT ELIGIBLE	NO	VOTED WRONG JURISDICTION	1
	<b>PRECINCT 100 TOTAL</b>				<b>2</b>
<b>101</b>	PROVISIONAL	ADDRESS UPDATE	YES		1
	<b>PRECINCT 101 TOTAL</b>				<b>1</b>
<b>104</b>	PROVISIONAL	REGISTERED AFTER CUT OFF	NO	REGISTERED AFTER CUTOFF DATE	1
		VOTER NOT ELIGIBLE	NO	VOTED WRONG JURISDICTION	4
	<b>PRECINCT 104 TOTAL</b>				<b>5</b>
<b>105</b>	PROVISIONAL	VOTE CENTER ISSUE	YES		1
	<b>PRECINCT 105 TOTAL</b>				<b>1</b>
<b>110</b>	PROVISIONAL	VOTER NOT ELIGIBLE	NO	VOTED WRONG JURISDICTION	1
	<b>PRECINCT 110 TOTAL</b>				<b>1</b>
<b>114</b>	PROVISIONAL	ADDRESS UPDATE	YES		1
	<b>PRECINCT 114 TOTAL</b>				<b>1</b>
<b>115</b>	PROVISIONAL	ADDRESS UPDATE	YES		1
		VOTER NOT ELIGIBLE	NO	VOTED WRONG JURISDICTION	3
	<b>PRECINCT 115 TOTAL</b>				<b>4</b>
<b>116</b>	PROVISIONAL	ADDRESS UPDATE	YES		1

<b>116</b>	PROVISIONAL	VOTER NOT ELIGIBLE	NO	VOTED WRONG JURISDICTION	1
	<b>PRECINCT 116 TOTAL</b>				<b>2</b>
<b>117</b>	PROVISIONAL	VOTED TWICE	NO	VOTED EARLY BALLOT	2
	<b>PRECINCT 117 TOTAL</b>				<b>2</b>
<b>120</b>	PROVISIONAL	ADDRESS UPDATE	YES		1
	<b>PRECINCT 120 TOTAL</b>				<b>1</b>
<b>123</b>	PROVISIONAL	VOTER NOT ELIGIBLE	NO	VOTED WRONG JURISDICTION	5
	<b>PRECINCT 123 TOTAL</b>				<b>5</b>
<b>124</b>	PROVISIONAL	VOTER NOT ELIGIBLE	NO	VOTED WRONG JURISDICTION	5
	<b>PRECINCT 124 TOTAL</b>				<b>5</b>
<b>127</b>	PROVISIONAL	VOTER NOT ELIGIBLE	NO	VOTED WRONG JURISDICTION	1
	<b>PRECINCT 127 TOTAL</b>				<b>1</b>
<b>129</b>	PROVISIONAL	VOTER NOT ELIGIBLE	NO	VOTED WRONG JURISDICTION	1
	<b>PRECINCT 129 TOTAL</b>				<b>1</b>
<b>132</b>	PROVISIONAL	VOTER NOT ELIGIBLE	NO	VOTED WRONG JURISDICTION	2
	<b>PRECINCT 132 TOTAL</b>				<b>2</b>
<b>133</b>	PROVISIONAL	VOTER NOT ELIGIBLE	NO	VOTED WRONG JURISDICTION	6
	<b>PRECINCT 133 TOTAL</b>				<b>6</b>
<b>136</b>	PROVISIONAL	VOTER NOT REGISTERED	NO	VOTER NOT REGISTERED	1
	<b>PRECINCT 136 TOTAL</b>				<b>1</b>

143	PROVISIONAL	ADDRESS UPDATE	YES		1
		ID NOT VERIFIED	YES		1
		VOTED TWICE	NO	VOTED EARLY BALLOT	1
	PRECINCT 143 TOTAL				
146	PROVISIONAL	VOTER NOT ELIGIBLE	NO	VOTED WRONG JURISDICTION	1
	PRECINCT 146 TOTAL				
149	PROVISIONAL	ADDRESS UPDATE	YES		1
	PRECINCT 149 TOTAL				
153	PROVISIONAL	ADDRESS UPDATE	YES		1
		VOTE CENTER ISSUE	YES		1
		VOTER NOT ELIGIBLE	NO	VOTED WRONG JURISDICTION	1
	PRECINCT 153 TOTAL				
155	PROVISIONAL	ID NOT VERIFIED	YES		1
	PRECINCT 155 TOTAL				
157	PROVISIONAL	ADDRESS UPDATE	YES		1
	PRECINCT 157 TOTAL				
159	PROVISIONAL	VOTER NOT ELIGIBLE	NO	REGISTRATION CANCELLED	1
	PRECINCT 159 TOTAL				
164	PROVISIONAL	ADDRESS UPDATE	YES		1
	PRECINCT 164 TOTAL				

<b>165</b>	PROVISIONAL	VOTER NOT ELIGIBLE	NO	VOTED WRONG JURISDICTION	1
	<b>PRECINCT 165 TOTAL</b>				<b>1</b>
<b>166</b>	PROVISIONAL	ADDRESS UPDATE	YES		2
		ID NOT VERIFIED	YES		1
	<b>PRECINCT 166 TOTAL</b>				<b>3</b>
<b>167</b>	PROVISIONAL	ADDRESS UPDATE	YES		1
	<b>PRECINCT 167 TOTAL</b>				<b>1</b>
<b>172</b>	PROVISIONAL	VOTER NOT ELIGIBLE	NO	VOTED WRONG JURISDICTION	2
	<b>PRECINCT 172 TOTAL</b>				<b>2</b>
<b>174</b>	PROVISIONAL	VOTER NOT ELIGIBLE	NO	VOTED WRONG JURISDICTION	1
	<b>PRECINCT 174 TOTAL</b>				<b>1</b>
<b>175</b>	PROVISIONAL	VOTER NOT ELIGIBLE	NO	VOTED WRONG JURISDICTION	2
	<b>PRECINCT 175 TOTAL</b>				<b>2</b>
<b>177</b>	PROVISIONAL	VOTER NOT ELIGIBLE	NO	VOTED WRONG JURISDICTION	7
	<b>PRECINCT 177 TOTAL</b>				<b>7</b>
<b>181</b>	PROVISIONAL	VOTER NOT ELIGIBLE	NO	VOTED WRONG JURISDICTION	1
	<b>PRECINCT 181 TOTAL</b>				<b>1</b>
<b>192</b>	PROVISIONAL	VOTER NOT ELIGIBLE	NO	VOTED WRONG JURISDICTION	2
	<b>PRECINCT 192 TOTAL</b>				<b>2</b>
<b>195</b>	PROVISIONAL	VOTER NOT ELIGIBLE	NO	PROVISIONAL NOT SIGNED	1

<b>195</b>	PROVISIONAL	VOTER NOT ELIGIBLE	NO	VOTED WRONG JURISDICTION	1
	<b>PRECINCT 195 TOTAL</b>				<b>2</b>
<b>197</b>	PROVISIONAL	VOTER NOT ELIGIBLE	NO	VOTED WRONG JURISDICTION	1
	<b>PRECINCT 197 TOTAL</b>				<b>1</b>
<b>199</b>	PROVISIONAL	VOTER NOT ELIGIBLE	NO	VOTED WRONG JURISDICTION	1
	<b>PRECINCT 199 TOTAL</b>				<b>1</b>
<b>202</b>	PROVISIONAL	ADDRESS UPDATE	YES		1
	<b>PRECINCT 202 TOTAL</b>				<b>1</b>
<b>203</b>	PROVISIONAL	ADDRESS UPDATE	YES		2
	<b>PRECINCT 203 TOTAL</b>				<b>2</b>
<b>206</b>	PROVISIONAL	VOTER NOT ELIGIBLE	NO	VOTED WRONG JURISDICTION	1
	<b>PRECINCT 206 TOTAL</b>				<b>1</b>
<b>207</b>	PROVISIONAL	VOTER NOT ELIGIBLE	NO	PROVISIONAL NOT SIGNED	1
	<b>PRECINCT 207 TOTAL</b>				<b>1</b>
<b>209</b>	PROVISIONAL	VOTER NOT ELIGIBLE	NO	VOTED WRONG JURISDICTION	1
	<b>PRECINCT 209 TOTAL</b>				<b>1</b>
<b>218</b>	PROVISIONAL	VOTER NOT ELIGIBLE	NO	VOTED WRONG JURISDICTION	1
	<b>PRECINCT 218 TOTAL</b>				<b>1</b>
<b>220</b>	PROVISIONAL	ADDRESS UPDATE	YES		1
	<b>PRECINCT 220 TOTAL</b>				<b>1</b>

<b>224</b>	PROVISIONAL	VOTER NOT ELIGIBLE	NO	VOTED WRONG JURISDICTION	2
	<b>PRECINCT 224 TOTAL</b>				<b>2</b>
<b>227</b>	PROVISIONAL	VOTED TWICE	NO	VOTED EARLY BALLOT	1
	<b>PRECINCT 227 TOTAL</b>				<b>1</b>
<b>229</b>	PROVISIONAL	VOTER NOT ELIGIBLE	NO	VOTED WRONG JURISDICTION	4
	<b>PRECINCT 229 TOTAL</b>				<b>4</b>
<b>236</b>	PROVISIONAL	ADDRESS UPDATE	YES		1
	<b>PRECINCT 236 TOTAL</b>				<b>1</b>
<b>238</b>	PROVISIONAL	ADDRESS UPDATE	YES		1
	<b>PRECINCT 238 TOTAL</b>				<b>1</b>
<b>245</b>	PROVISIONAL	ID NOT VERIFIED	YES		1
	<b>PRECINCT 245 TOTAL</b>				<b>1</b>
<b>246</b>	PROVISIONAL	ADDRESS UPDATE	YES		2
		VOTED TWICE	NO	VOTED EARLY BALLOT	1
	<b>PRECINCT 246 TOTAL</b>				<b>3</b>
<b>254</b>	PROVISIONAL	VOTER NOT ELIGIBLE	NO	VOTED WRONG JURISDICTION	2
	<b>PRECINCT 254 TOTAL</b>				<b>2</b>
<b>257</b>	PROVISIONAL	ADDRESS UPDATE	YES		2
		VOTER NOT REGISTERED	YES		1
	<b>PRECINCT 257 TOTAL</b>				<b>3</b>

262	PROVISIONAL	VOTER NOT ELIGIBLE	NO	VOTED WRONG JURISDICTION	1
	PRECINCT 262 TOTAL				1
264	PROVISIONAL	VOTER NOT ELIGIBLE	NO	VOTED WRONG JURISDICTION	1
	PRECINCT 264 TOTAL				1
265	PROVISIONAL	ADDRESS UPDATE	YES		1
	PRECINCT 265 TOTAL				1
272	PROVISIONAL	ADDRESS UPDATE	YES		2
	PRECINCT 272 TOTAL				2
275	PROVISIONAL	VOTER NOT ELIGIBLE	NO	VOTED WRONG JURISDICTION	1
	PRECINCT 275 TOTAL				1
GRAND TOTAL					205



Ballots Processed Report  
Special General Election  
September 23, 2025

Early Ballots Processed	Totals
Ballots Processed	66,025
Ballots Counted	66,025
Rejected	0
Vote Center Ballots Processed (Election Day)	Totals
Ballots Counted	5,277
Provisional Ballots Processed	Totals
Ballots Received	203
Verified	70
Verified Ballots Counted	70
Ballots Unverified and Uncounted	133
Rejected	0
Verified with no ballot in Provisional Envelope	0
Conditional Provisional Ballots Processed	Totals
Ballots Received	2
Ballots Verified and Counted	2
Ballots Unverified and Uncounted	0
Rejected	0
Verified with no ballot in Provisional Envelope	0
Total Ballots Counted	71,374

Notes: Elections Department Data Only.



Adjudication and Duplication Report  
Special General Election  
September 23, 2025

Adjudications Information	Totals
Total Adjudicated	257
Approved with No Changes	102
Approved with Changes	155
Reasons for Adjudication	
Blank Ballot	115
Blank Ballot, Unclear Mark	16
Overvote	115
Unclear Mark	10
Unclear Mark, Overvote	1
Duplication Information	Totals
Total Duplicated Ballots	369
Reasons for Duplication	
Military/Faxed	18
Timing Mark	172
Torn/Damaged	167
Non-standard Markings	11
Vote Center Issue (Wrong Ballot Issued)	0
Braille	1

Notes: Elections Department Data Only.

# Certification Information



August 15, 2025

The Honorable Adrian Fontes  
Secretary of State  
State Capitol – West Wing  
1700 W. Washington St.  
Phoenix, AZ 85007

Dear Secretary Fontes,

Pursuant to A.R.S. § 16-445, the Pima County Department of Elections is filing a backup of the EMS Software and Database that is going to be used on the 2025 Special General Election.

If you have any questions, feel free to contact me at (520) 724-6830.

Sincerely,

A handwritten signature in black ink, appearing to read "Constance L. Hargrove". The signature is written in a cursive style with a large, looping initial "C".

Constance L. Hargrove, Director  
Pima County Department of Elections

System Back Up Notice

## ADDITIONAL REPORTING FORMS

### Equipment, Software, Firmware, and Hash Code Certification Statement

I, Constance L Hargrove certify by affixing my signature to this document that all election equipment and firmware, as well as all election management system software to be used in the 2025 Special General Election to be held on September 23, 2025 IN Pima County has been certified for use by the Arizona Secretary of State and that I have compared the hash code on file with the National Institute of Science and Technology (NIST) or the Arizona Secretary of State's Office to the hash code of the election management system software to be used in this election and certify that the numbers are identical. The following is a list of the equipment, firmware, and election management system software to be used in the aforementioned election:

#### **VOTING UNITS**


Manufacturer	Model	Firmware Version
<u>Election Systems &amp; Software</u>	<u>ExpressVote Version 1.0</u>	<u>4.2.1.0</u>
<u>Election Systems &amp; Software</u>	<u>ExpressVote Version 2.0</u>	<u>4.2.1.0</u>
<u> </u>	<u> </u>	<u> </u>
<u> </u>	<u> </u>	<u> </u>

#### **CENTRAL COUNT UNITS**

Manufacturer	Model	Firmware Version
<u>Election Systems &amp; Software</u>	<u>DS 850 Version 1.0</u>	<u>4.2.0.0</u>
<u> </u>	<u> </u>	<u> </u>
<u> </u>	<u> </u>	<u> </u>

#### **ELECTION MANAGEMENT SOFTWARE**

Manufacturer	Product Name	Version
<u>Election Systems &amp; Software</u>	<u>ElectionWare (EMS System)</u>	<u>6.3.0.0</u>
<u> </u>	<u> </u>	<u> </u>
<u> </u>	<u> </u>	<u> </u>



Officer in Charge of Elections Signature

8/15/25  
Date



## Certification of Completion

### ES&S Software Hash Validation

We the undersigned do hereby certify that a Hash Code verification was held for the

2025 Special General Election

and we declare under penalty of perjury under the laws of the State of Arizona that  
the foregoing is true and correct, on the

13<sup>th</sup> day of August, 2025 at 9:05 AM  
(day) (Month) (Year) (Time)

Eve E. Medanic 8/13/2025

Member's Signature

[Signature] 8/13/25

Member's Signature

[Signature] 8.13.25

Member's Signature

Member's Signature



## Certification of Completion

### In-House Logic & Accuracy Test

We the undersigned do hereby certify that a test was held for the

2025 Special General Election  
on the

15<sup>th</sup> day of August, 2025 at 9:25 AM  
(day) (Month) (Year) (Time)

and that the EMS System's summary reports  
match printouts and the predetermined results.

*[Signature]* 8-15-25

Member's Signature

*Eve E. Bedenic* 8-15-25

Member's Signature

*[Signature]* 8/15/25

Member's Signature

Member's Signature



## Completion Certification Form by the Pima County Accuracy Certification Board

We, the undersigned members of the Accuracy Certification Board, having been duly appointed for the 2025 Special General Election held in the County of Pima, State of Arizona, on the 15<sup>th</sup> day of August, 2025 at 9:25 am verify the

Logic and Accuracy Test ballots as required by A.R.S. § 16-449 for use on the accessible voting devices and systems, adopted pursuant to the Secretary of State's Procedures Manual, do hereby certify to the Secretary of State:

1. THAT the pre-audited group of ballots, prepared pursuant to A.R.S. § 16-449, have been used to ascertain that the equipment and programs, being used in this election, correctly counted the votes cast for all offices and measures;
2. THAT the pre-vote counting test results have been compared with the predetermined correct totals for each office and ballot measure;
3. THAT the cause of any discrepancy was found and corrected; and
4. THAT the Logic and Accuracy Test programs, the Logic and Accuracy test ballots, and the Logic and Accuracy test printed output which were certified as correct by the Accuracy Certification Board were delivered into the custody of the Elections Director or the Office of the Secretary of State.

**We declare under penalty of perjury under the laws of the State of Arizona that the foregoing is true and correct.**

[Signature] 8-15-25  
Member's Signature Date

[Signature] 8/15/25  
Member's Signature Date

[Signature] 8-15-25  
Member's Signature Date

\_\_\_\_\_  
Member's Signature Date

\_\_\_\_\_  
Member's Signature Date

\_\_\_\_\_  
Member's Signature Date



## Certification of Completion

### Political Party Logic & Accuracy Test

We the undersigned do hereby certify that a test was held for the

2025 Special General Election

on the

19<sup>th</sup> day of August, 2025 at 9:45 AM  
(day) (Month) (Year) (Time)

and that the EMS System's precinct and  
summary report match the printouts and the pre-audit reports.

Elain T. Lim Aug. 19. 2025

Member's Signature

Jaleel Shabazz 19 Aug 2025

Member's Signature

Erin E. Medanic Aug 19, 2025


Member's Signature

C. Ric 8/19/25

Member's Signature

# State of Arizona


DEPARTMENT OF STATE  
*Office of the Secretary of State*



2025 Congressional District #7 Special General Election

## *Logic & Accuracy Equipment Certificate*

Pursuant to Arizona Revised Statute § 16-449, the Arizona Secretary of State's Office has completed the required logic and accuracy testing and certifies that the voting equipment, including accessible voting and tabulation equipment, in Pima County met the requirements for logic and accuracy testing standards on August 22, 2025.

 8/22/25  
Secretary of State's Office/Date

 8/22/25  
County Election Official/Date



## Completion Form by the Pima County Accuracy Certification Board

We, the undersigned members of the Accuracy Certification Board, having been duly appointed for the 2025 Special General Election held in the County of Pima, State of Arizona, on the 29<sup>th</sup> day of September, 2025 at 3:48pm verify the

**POST Logic and Accuracy Test** ballots as required by A.R.S. § 16-449 for use on the central count systems, adopted pursuant to the Secretary of State's Procedures Manual, do hereby certify to the Secretary of State:

1. THAT the pre-audited group of ballots, prepared pursuant to A.R.S. § 16-449, have been used to ascertain that the equipment and programs, being used in this election, correctly counted the votes cast for all offices and measures;
2. THAT the pre-vote counting test results have been compared with the predetermined correct totals for each office and ballot measure;
3. THAT the cause of any discrepancy was found and corrected; and
4. THAT the Logic and Accuracy Test programs, the Logic and Accuracy test ballots, and the Logic and Accuracy test printed output which were certified as correct by the Accuracy Certification Board were delivered into the custody of the Elections Director or the Office of the Secretary of State.

**We declare under penalty of perjury under the laws of the State of Arizona that the foregoing is true and correct.**

Member's Signature

9/29/25

Date

Member's Signature

Date

Member's Signature

29 Sep 2025

Date

Member's Signature

Date

Member's Signature

Sept. 29. 2025

Date

Member's Signature

Date

# Accessibility Report

**Pima County Accessibility Report**  
**July 15, 2025**  
**CD7 SPECIAL PRIMARY ELECTION**

VOTE CENTER	FACILITY NAME	LOCATION	CITY	ZIP	Accessibility Code	Accessibility Notes	# of Ballots Cast
1	Accelerated Elementary & Secondary School	5245 N Camino De Oeste	TUCSON	85745	Fully Accessible Under ADA	N/A	91
2	Ajo Federated Church	101 W Lomita Avenue	AJO	85321	Fully Accessible Under ADA	N/A	59
4	Ambassador Event Center	3455 S Wilmot Road	TUCSON	85730	Fully Accessible Under ADA	N/A	70
6	American Legion Sahuaro Post #68	4724 S 12th Avenue	TUCSON	85714	Fully Accessible Under ADA	N/A	56
7	The Good Shepherd UCC	17750 S La Cañada Drive	SAHUARITA	85629	Fully Accessible Under ADA	N/A	149
8	Arivaca Old School Building	17180 W. 4th Street	ARIVACA	85601	Fully Accessible Under ADA	N/A	21
9	Armory Park Center	220 S 5th Avenue	TUCSON	85701	Fully Accessible Under ADA	N/A	193
11	Saint James United Methodist Church	3255 N. Campbell Ave.	TUCSON	85705	Fully Accessible Under ADA	N/A	99
13	Baboquivari District Office	Federal Route 19 & Fresnal Canyon Road	TOPAWA	85639	Fully Accessible Under ADA	N/A	26
23	Chukut Kuk District	Federal Route 19, Mile Post 8, Miguel Community	SELLS	85634	Fully Accessible Under ADA	N/A	26
24	Church of The Painted Hills	3295 W Speedway Boulevard	TUCSON	85745	Fully Accessible Under ADA	N/A	65
31	Donna R. Liggins Neighborhood Center	2160 N 6th Avenue	TUCSON	85705	Fully Accessible Under ADA	N/A	184
32	Tucson Convention Center	260 S Church Avenue	TUCSON	85701	Fully Accessible Under ADA	N/A	61
35	El Pueblo Senior Center	101 W Irvington Road	TUCSON	85706	Fully Accessible Under ADA	N/A	174
36	Ellie Town Flowing Wells Community Center	1660 W Ruthrauff Road	TUCSON	85705	Fully Accessible Under ADA	N/A	167
40	Sunnyside School District Admin Office	2238 E. Ginter Rd.	TUCSON	85756	Fully Accessible Under ADA	N/A	30
42	Anamax Recreation Center	17501 S. Camino De Las Quintas	SAHUARITA	85629	Fully Accessible Under ADA	N/A	102
44	Gu Vo District Office Compound	Highway 86, Mile Marker 74	SELLS	85634	Fully Accessible Under ADA	N/A	15
46	Hickiwan District	Vaya Chin Village, Rt 34, MP 53	SELLS	85321	Fully Accessible Under ADA	N/A	31
47	Hilton Garden Inn	6575 S Country Club Road	TUCSON	85756	Fully Accessible Under ADA	N/A	121
50	St. Margaret's Mary Parish	801 N. Grande Ave.	TUCSON	85701	Fully Accessible Under ADA	N/A	79
53	Kino Sports Complex /Event Center	2805 E Ajo Way	TUCSON	85713	Fully Accessible Under ADA	N/A	38
56	Double Tree at Tucson Williams Center	5335 E. Broadway	TUCSON	85711	Fully Accessible Under ADA	N/A	147
60	El Mezquite Salon de Eventos	7130 S Nogales Highway	TUCSON	85756	Fully Accessible Under ADA	N/A	21
61	Morgan's Event Center	2308 S. Park Ave.	TUCSON	85706	Fully Accessible Under ADA	N/A	15
65	Mount Zion Lutheran Church	4520 W Ajo Way	TUCSON	85746	Fully Accessible Under ADA	N/A	141
67	MUSD - Roadrunner Elementary School	16651 West Calle Carmela	MARANA	85653	Fully Accessible Under ADA	N/A	106
71	John Valenzuela Youth Center	1550 S. 6th Ave.	TUCSON	85713	Fully Accessible Under ADA	N/A	54
72	Our Lady of Fatima Parish	1950 W Irvington Place	TUCSON	85746	Fully Accessible Under ADA	N/A	138
73	Old Pascua Neighborhood Center	785 W. Sahuaro St.	TUCSON	85705	Fully Accessible Under ADA	N/A	31
75	Picture Rocks Community Center	5615 N Sanders Road	TUCSON	85741	Fully Accessible Under ADA	N/A	93
77	Pisinemo District	West Highway 86, Route 21	SELLS	85634	Fully Accessible Under ADA	N/A	27
78	Ramada by Wyndham	777 W Cushing Street	TUCSON	85745	Fully Accessible Under ADA	N/A	28
80	St. Marks Presbyterian Church	3809 E. 3rd St	TUCSON	85711	Fully Accessible Under ADA	N/A	72
82	Robles Ranch Community Center	16150 W Ajo Way	TUCSON	85741	Fully Accessible Under ADA	N/A	59
84	Knight of Columbus	601 S Tucson Boulevard	TUCSON	85716	Fully Accessible Under ADA	N/A	147
88	San Xavier District	2018 W San Xavier Road	TUCSON	85746	Fully Accessible Under ADA	N/A	71

**Pima County Accessibility Report**

**July 15, 2025**

**CD7 SPECIAL PRIMARY ELECTION**

VOTE CENTER	FACILITY NAME	LOCATION	CITY	ZIP	Accessibility Code	Accessibility Notes	# of Ballots Cast
89	Sandario Baptist Church	6971 N Sandario Road	TUCSON	85743	Fully Accessible Under ADA	N/A	123
92	Schuk Toak District Office	Highway 86, Mile Post 126.5	SELLS	85634	Fully Accessible Under ADA	N/A	47
93	Sells District Office	Arizona Highway 86 and Mile Post 112.5	SELLS	85634	Fully Accessible Under ADA	N/A	111
94	Serenity Baptist Church	15501 W Ajo Way, Three Points	TUCSON	85735	Fully Accessible Under ADA	N/A	58
96	Sierrita Mining and Ranching Co. Community Building	10094 W McGee Ranch Road	SAHUARITA	85629	Fully Accessible Under ADA	N/A	17
104	SUSD - Sopor Elementary School	5000 W Arivaca Road	SAHUARITA	85629	Fully Accessible Under ADA	N/A	12
108	Tucson Estates	5900 W Western Way Circle	TUCSON	85713	Fully Accessible Under ADA	N/A	127
109	Salon Mexico #2	5200 S. Palo Verde Rd.	TUCSON	85706	Fully Accessible Under ADA	N/A	16
111	Tucson Mountain Baptist Church	5757 W Ajo Highway	TUCSON	85735	Fully Accessible Under ADA	N/A	131
113	Vida Nueva Church of God	504 W Nebraska Street	TUCSON	85706	Fully Accessible Under ADA	N/A	38
119	Archie Hendricks Nursing Home Clubhouse	Federal Route 15 Mile Post 9	SELLS	85634	Fully Accessible Under ADA	N/A	25
120	Tucson Baptist Church	1525 S. Columbus Blvd.	TUCSON	85711	Fully Accessible Under ADA	N/A	90
121	Santa Cruz Lutheran Church	6809 S Cardinal Avenue	Tucson	85746	Fully Accessible Under ADA	N/A	119
122	Why Domestic Water Improvement District	341 S Sonoita Way, Highway 85 South	AJO	85321	Fully Accessible Under ADA	N/A	8
125	Most Holy Trinity Parish	1300 N. Greasewood Rd.	TUCSON	85745	Fully Accessible Under ADA	N/A	119
126	Fred Archer Neighborhood Center	1665 S La Cholla Boulevard	TUCSON	85713	Fully Accessible Under ADA	N/A	107
127	First United Methodist Church	915 E 4th Street	TUCSON	85719	Fully Accessible Under ADA	N/A	75
128	Faith Christian Fellowship	3141 W Ironwood Hills Drive	TUCSON	85745	Fully Accessible Under ADA	N/A	108
129	San Miguel High School	6601 S. San Fernando Rd.	TUCSON	85756	Fully Accessible Under ADA	N/A	50
132	Rising Star Church	2800 E. 36th St.	TUCSON	85713	Fully Accessible Under ADA	N/A	21
133	Pasqua Yaqui Tribe	7474 S. Camino De Oeste	TUCSON	85757	Fully Accessible Under ADA	N/A	149
							4558

**PIMA COUNTY VOTE CENTER ACCESSIBILITY REPORT**

**September 23, 2025**

**CD7 SPECIAL GENERAL ELECTION**

<b>VOTE CENTER</b>	<b>FACILITY NAME</b>	<b>LOCATION</b>	<b>CITY</b>	<b>ZIP</b>	<b>Accessibility Code</b>	<b>Accessibility Notes</b>	<b># of Ballots Cast</b>
1	Accelerated Elementary & Secondary School	5245 N Camino De Oeste	TUCSON	85745	Fully Accessible Under ADA	N/A	161
2	Ajo Federated Church	101 W Lomita Avenue	AJO	85321	Fully Accessible Under ADA	N/A	45
4	Ambassador Event Center	3455 S Wilmot Road	TUCSON	85730	Fully Accessible Under ADA	N/A	54
6	American Legion Sahuaro Post #68	4724 S 12th Avenue	TUCSON	85714	Fully Accessible Under ADA	N/A	50
7	The Good Shepherd UCC	17750 S La Cañada Drive	SAHUARITA	85629	Fully Accessible Under ADA	N/A	259
8	Arivaca Old School Building	17180 W. 4th Street	ARIVACA	85601	Fully Accessible Under ADA	N/A	32
9	Armory Park Center	220 S 5th Avenue	TUCSON	85701	Fully Accessible Under ADA	N/A	91
11	Saint James United Methodist Church	3255 N. Campbell Ave.	TUCSON	85705	Fully Accessible Under ADA	N/A	72
13	Baboquivari District Office	Federal Route 19 & Fresnal Canyon Road	TOPAWA	85639	Fully Accessible Under ADA	N/A	34
23	Chukut Kuk District	Federal Route 19, Mile Post 8, Miguel Community	SELLS	85634	Fully Accessible Under ADA	N/A	19
24	Church of The Painted Hills	3295 W Speedway Boulevard	TUCSON	85745	Fully Accessible Under ADA	N/A	94
27	Woods Memorial Library	3455 N 1st Avenue	TUCSON	85719	Fully Accessible Under ADA	N/A	111
31	Donna R. Liggins Neighborhood Center	2160 N 6th Avenue	TUCSON	85705	Fully Accessible Under ADA	N/A	97
32	Tucson Convention Center	260 S Church Avenue	TUCSON	85701	Fully Accessible Under ADA	N/A	60
35	El Pueblo Senior Center	101 W Irvington Road	TUCSON	85706	Fully Accessible Under ADA	N/A	125
36	Ellie Town Flowing Wells Community Center	1660 W Ruthrauff Road	TUCSON	85705	Fully Accessible Under ADA	N/A	208
40	Sunnyside School District Admin Office	2238 E. Ginter Rd.	TUCSON	85756	Fully Accessible Under ADA	N/A	38
42	Anamax Recreation Center	17501 S. Camino De Las Quintas	SAHUARITA	85629	Fully Accessible Under ADA	N/A	155
44	Gu Vo District Office Compound	Highway 86, Mile Marker 74	SELLS	85634	Fully Accessible Under ADA	N/A	23
46	Hickiwan District	Vaya Chin Village, Rt 34, MP 53	SELLS	85321	Fully Accessible Under ADA	N/A	14
47	Hilton Garden Inn	6575 S Country Club Road	TUCSON	85756	Fully Accessible Under ADA	N/A	102
50	St. Margaret's Mary Parish	801 N. Grande Ave.	TUCSON	85701	Fully Accessible Under ADA	N/A	80
53	Kino Sports Complex /Event Center	2805 E Ajo Way	TUCSON	85713	Fully Accessible Under ADA	N/A	36
60	El Mezquite Salon de Eventos	7130 S Nogales Highway	TUCSON	85756	Fully Accessible Under ADA	N/A	31
61	Morgan's Event Center	2308 S. Park Ave.	TUCSON	85706	Fully Accessible Under ADA	N/A	16
65	Mount Zion Lutheran Church	4520 W Ajo Way	TUCSON	85746	Fully Accessible Under ADA	N/A	196
67	MUSD - Roadrunner Elementary School	16651 West Calle Carmela	MARANA	85653	Fully Accessible Under ADA	N/A	165
71	John Valenzuela Youth Center	1550 S. 6th Ave.	TUCSON	85713	Fully Accessible Under ADA	N/A	39
72	Our Lady of Fatima Parish	1950 W Irvington Place	TUCSON	85746	Fully Accessible Under ADA	N/A	153
73	Old Pascua Neighborhood Center	785 W. Sahuaro St.	TUCSON	85705	Fully Accessible Under ADA	N/A	28
75	Picture Rocks Community Center	5615 N Sanders Road	TUCSON	85741	Fully Accessible Under ADA	N/A	167
77	Pisinemo District	West Highway 86, Route 21	SELLS	85634	Fully Accessible Under ADA	N/A	24

**PIMA COUNTY VOTE CENTER ACCESSIBILITY REPORT**

**September 23, 2025**

**CD7 SPECIAL GENERAL ELECTION**

<b>VOTE CENTER</b>	<b>FACILITY NAME</b>	<b>LOCATION</b>	<b>CITY</b>	<b>ZIP</b>	<b>Accessibility Code</b>	<b>Accessibility Notes</b>	<b># of Ballots Cast</b>
78	Ramada by Wyndham	777 W Cushing Street	TUCSON	85745	Fully Accessible Under ADA	N/A	14
79	Trinity Life Church	1930 S. Wilmot	TUCSON	85711	Fully Accessible Under ADA	N/A	201
80	St. Marks Presbyterian Church	3809 E. 3rd St.	TUCSON	85711	Fully Accessible Under ADA	N/A	81
82	Robles Ranch Community Center	16150 W Ajo Way	TUCSON	85741	Fully Accessible Under ADA	N/A	91
84	Knight of Columbus	601 S Tucson Boulevard	TUCSON	85716	Fully Accessible Under ADA	N/A	175
88	San Xavier District	2018 W San Xavier Road	TUCSON	85746	Fully Accessible Under ADA	N/A	56
89	Sandario Baptist Church	6971 N Sandario Road	TUCSON	85743	Fully Accessible Under ADA	N/A	180
92	Schuk Toak District Office	Highway 86, Mile Post 126.5	SELLS	85634	Fully Accessible Under ADA	N/A	37
93	99 Cents Store	Arizona Highway 86 and Mile Post 112.3	SELLS	85634	Fully Accessible Under ADA	N/A	103
94	Serenity Baptist Church	15501 W Ajo Way, Three Points	TUCSON	85735	Fully Accessible Under ADA	N/A	79
96	Sierrita Mining and Ranching Co. Community Building	10094 W McGee Ranch Road	SAHUARITA	85629	Fully Accessible Under ADA	N/A	42
104	SUSD - Sopori Elementary School	5000 W Arivaca Road	SAHUARITA	85629	Fully Accessible Under ADA	N/A	23
108	Tucson Estates	5900 W Western Way Circle	TUCSON	85713	Fully Accessible Under ADA	N/A	178
109	Salon Mexico #2	5200 S. Palo Verde Rd.	TUCSON	85706	Fully Accessible Under ADA	N/A	12
111	Tucson Mountain Baptist Church	5757 W Ajo Highway	TUCSON	85735	Fully Accessible Under ADA	N/A	169
112	Valencia Branch Public Library	202 W Valencia Road	TUCSON	85706	Fully Accessible Under ADA	N/A	103
113	Vida Nueva Church of God	504 W Nebraska Street	TUCSON	85706	Fully Accessible Under ADA	N/A	36
119	Archie Hendricks Nursing Home Clubhouse	Federal Route 15 Mile Post 9	SELLS	85634	Fully Accessible Under ADA	N/A	31
120	Tucson Baptist Church	1525 S. Columbus Blvd.	TUCSON	85711	Fully Accessible Under ADA	N/A	128
121	Santa Cruz Lutheran Church	6809 S Cardinal Avenue	Tucson	85746	Fully Accessible Under ADA	N/A	152
122	Why Domestic Water Improvement District	341 S Sonoita Way, Highway 85 South	AJO	85321	Fully Accessible Under ADA	N/A	13
125	Most Holy Trinity Parish	1300 N. Greasewood Rd.	TUCSON	85745	Fully Accessible Under ADA	N/A	128
126	Fred Archer Neighborhood Center	1665 S La Cholla Boulevard	TUCSON	85713	Fully Accessible Under ADA	N/A	123
127	First United Methodist Church	915 E 4th Street	TUCSON	85719	Fully Accessible Under ADA	N/A	66
128	Faith Christian Fellowship	3141 W Ironwood Hills Drive	TUCSON	85745	Fully Accessible Under ADA	N/A	129
132	Rising Star Church	2800 E. 36th St.	TUCSON	85713	Fully Accessible Under ADA	N/A	21
133	Pasqua Yaqui Tribe	7474 S. Camino De Oeste	TUCSON	85757	Fully Accessible Under ADA	N/A	127

# Voter Education Report

Pima County Primary and General Election								
Voter Education Outreach Summary								
July 15, 2025 Special Primary Election								
Campaign Total Cost: \$16,882								
Media Type	English & Spanish	Start Date	End Date	Quantity	Reach	Impressions	Clicks	Engagements
Digital & social media (Paid)	Y	7/1/2025	7/15/2025	n/a	458,784	1,049,288	2,844	123,756
Organic Social Media	Y	7/1/2025	7/15/2025	n/a	35,924	38,160	3,629	4,183
News Paper Ads	N	7/1/2025	7/15/2025	5	n/a	n/a	n/a	n/a
Radio Spots	Y	7/1/2025	7/15/2025	176	n/a	n/a	n/a	n/a
TV Spots	Y	7/1/2025	7/15/2025	26	n/a	366,817	n/a	n/a
Newsletters	Y	7/1/2025	7/15/2025	n/a	33,514	n/a	n/a	n/a
September 23, 2025 Special General Election								
Campaign Total Cost: \$24,868								
Media Type	English & Spanish	Start Date	End Date	Quantity	Reach	Impressions	Clicks	Engagements
Digital & social media (Paid)	Y	9/10/2025	9/23/2025	n/a	428,619	757,147	5,151	32,719
Organic Social Media	Y	9/10/2025	9/23/2025	n/a	22,79	25,785	1,830	2,294
News Paper Ads	N	9/10/2025	9/23/2025	3	n/a	n/a	n/a	n/a
Radio Spots	Y	9/10/2025	9/23/2025	182	n/a	n/a	n/a	n/a

# VOTER EDUCATION REPORT

Pima County

July 15, 2025

Special Primary Election

## Voter Education Information

Percentage of Voter Turnout	21.84%
Number of Early Ballots Requested	132,089
Number of Early Ballots Verified and Tabulated	53,468
Number of Provisional Ballots Voted at Vote Centers	435
Number of Provisional Ballots Verified and Tabulated	136
Number of Election Day Ballots	4,558
Number of Voter Education and Outreach Events	0
Number of Locations Where Voting Information was on Public Display	n/a
Length of Time Voting Information was on Public Display	n/a

**Voter Education Report  
Pima County  
September 23, 2025  
Special General Election**

<b>Voter Education Informaton</b>	
Percentage of Voter Turnout	26.74%
Number of Early Ballots Requested	377,677
Number of Early Ballots Verfied and Tabulated	66,025
Number of Provisional Ballots Voted at Vote Centers	205
Number of Provisional Ballots Verified and Tabulated	72
Number of Election Day Ballots	5,277
Number of Voter Education and Outreach Events	1
Number of Locations Where Voting Information was on Public Display	n/a
Length of Time Voting Information was on Public Display	n/a

# Poll Worker Training Report

**Pollworker Training Report Special Primary**  
**July 15, 2025**

Vote Center	Inspectors Scheduled	Marshals Scheduled	Judges Scheduled	Clerks Scheduled	Equip Specs Scheduled	Workers Trained and Marked Worked	Workers Marked Worked	Student Poll workers	Troubleshooters	Provisionals	epollbooks
VC 001	1	1	2	8	1	13	13	0	0	11	3
VC 002	1	1	2	5	1	10	10	0	0	3	3
VC 004	1	1	2	6	1	11	11	0	0	103	3
VC 006	1	1	2	6	1	11	11	0	0	6	3
VC 007	1	1	2	10	1	15	15	0	0	10	4
VC 008	1	1	2	3	1	8	8	0	0	0	3
VC 009	1	1	2	6	1	11	11	0	0	38	3
VC 011	1	1	2	13	1	18	18	0	0	13	3
VC 013	1	1	2	7	1	12	12	0	0	1	3
VC 023	1	1	2	3	1	8	8	0	0	1	3
VC 024	1	1	2	9	1	14	14	0	0	1	3
VC 031	1	1	2	11	1	16	16	0	0	3	3
VC 032	1	1	2	5	1	10	10	0	0	16	3
VC 035	1	1	2	7	1	12	12	0	0	8	3
VC 036	1	1	2	6	1	11	11	0	0	9	4
VC 040	1	1	2	6	1	11	11	0	0	0	3
VC 042	1	1	2	6	1	11	11	0	0	19	4
VC 044	1	1	2	5	1	10	10	0	0	0	3
VC 046	1	1	2	5	1	10	10	0	0	8	3
VC 047	1	1	2	8	1	13	13	0	0	22	3
VC 050	1	1	2	14	1	19	21	2	0	1	3
VC 053	1	1	2	5	1	10	10	0	0	9	3
VC 056	1	1	2	9	1	14	14	0	0	22	3
VC 060	1	1	2	7	1	12	12	0	0	0	3
VC 061	1	1	2	6	1	11	11	0	0	0	3
VC 065	1	1	2	9	1	14	14	0	0	0	3
VC 067	1	1	2	5	1	10	10	0	0	13	3
VC 071	1	1	2	9	1	14	14	0	0	2	3
VC 072	1	1	2	9	1	14	14	0	0	5	3
VC 073	1	1	2	7	1	12	12	0	0	3	3
VC 075	1	1	2	12	1	17	17	0	0	2	3
VC 077	1	1	2	3	1	8	8	0	0	1	3

# Pollworker Training Report Special Primary

## July 15, 2025

Vote Center	Inspectors Scheduled	Marshals Scheduled	Judges Scheduled	Clerks Scheduled	Equip Specs Scheduled	Workers Trained and Marked Worked	Workers Marked Worked	Student Poll workers	Troubleshooters	Provisionals	epollbooks
VC 078	1	1	2	8	1	13	13	0	0	1	3
VC 080	1	1	2	9	1	14	14	0	0	0	3
VC 082	1	1	2	7	1	12	12	0	0	2	3
VC 084	1	1	2	10	1	15	15	0	0	15	3
VC 088	1	1	2	7	1	12	12	0	0	1	3
VC 089	1	1	2	8	1	13	13	0	0	1	3
VC 092	1	1	2	5	1	10	10	0	0	1	3
VC 093	1	1	2	6	1	11	11	0	0	9	3
VC 094	1	1	2	7	1	12	12	0	0	3	3
VC 096	1	1	2	3	1	8	8	0	0	1	3
VC 104	1	1	2	8	1	13	13	0	0	0	3
VC 108	1	1	2	6	1	11	11	0	0	2	3
VC 109	1	1	2	9	1	14	14	0	0	2	3
VC 111	1	1	2	10	1	15	15	0	0	3	3
VC 113	1	1	2	6	1	11	11	0	0	2	3
VC 119	1	1	2	4	1	9	9	0	0	4	3
VC 120	1	1	2	6	1	11	11	0	0	10	4
VC 121	1	1	2	7	1	12	12	0	0	7	3
VC 122	1	1	2	4	1	9	9	0	0	0	3
VC 125	1	1	2	9	1	14	14	0	0	7	3
VC 126	1	1	2	7	1	12	12	0	0	6	3
VC 127	1	1	2	8	1	13	13	0	0	7	3
VC 128	1	1	2	10	1	15	15	0	0	2	3
VC 129	1	1	2	6	1	11	11	0	0	2	3
VC 132	1	1	2	7	1	12	12	0	0	0	3
VC 133	1	1	2	9	1	14	14	0	0	7	3
<b>Total:</b>	<b>58</b>	<b>58</b>	<b>116</b>	<b>416</b>	<b>58</b>	<b>706</b>	<b>708</b>	<b>2</b>	<b>40</b>	<b>425</b>	<b>178</b>

\*Troubleshooters are not assigned to a specific vote center.

**Performance Indicators:** Pollworkers are evaluated as a vote center team based upon cumulating selective criteria

# Pollworker Training Report Special General

## September 23, 2025

Vote Center	Inspectors	Marshals	Judges	Clerks	Equip Specs	Workers Trained and Marked Worked	Workers Marked Worked	Student Pollworker	Troubleshooter	Provisional ballots cast	epollbooks assigned
VC 001	1	1	2	5	1	8	10	0	0	5	3
VC 002	1	1	2	2	1	6	7	0	0	0	3
VC 004	1	1	2	5	1	7	10	0	0	38	3
VC 006	1	1	2	3	1	10	8	0	0	2	3
VC 007	1	1	2	5	1	9	10	0	0	1	3
VC 008	1	1	2	2	1	5	7	0	0	0	2
VC 009	1	1	2	5	1	6	10	0	0	8	3
VC 011	1	1	2	5	1	7	10	0	0	2	3
VC 013	1	1	2	2	1	7	7	0	0	1	2
VC 023	1	1	2	3	1	4	8	0	0	1	2
VC 024	1	1	2	7	1	10	12	0	0	0	3
VC 027	1	1	2	5	1	7	10	0	0	12	4
VC 031	1	1	2	6	1	10	11	0	0	2	4
VC 032	1	1	2	6	1	12	11	0	0	6	3
VC 035	1	1	2	5	1	7	10	0	0	11	3
VC 036	1	1	2	6	1	5	11	0	0	1	4
VC 040	1	1	2	3	1	5	8	0	0	1	2
VC 042	1	1	2	4	1	12	9	0	0	2	3
VC 044	1	1	2	4	1	12	9	0	0	0	2
VC 046	1	1	2	3	1	4	8	0	0	3	2
VC 047	1	1	2	6	1	9	11	0	0	5	4
VC 050	1	1	2	7	1	10	12	3	0	5	3
VC 053	1	1	2	5	1	9	10	0	0	3	3
VC 060	1	1	2	3	1	6	8	0	0	1	3
VC 061	1	1	2	5	1	9	10	0	0	2	4
VC 065	1	1	2	4	1	9	9	0	0	4	4
VC 067	1	1	2	5	1	9	10	0	0	5	4
VC 071	1	1	2	4	1	5	9	0	0	0	3
VC 072	1	1	2	4	1	5	9	0	0	1	4
VC 073	1	1	2	3	1	4	8	0	0	2	2
VC 075	1	1	2	3	1	5	8	0	0	0	3
VC 077	1	1	2	4	1	8	9	0	0	0	2
VC 078	1	1	2	5	1	10	10	0	0	0	2
VC 079	1	1	2	5	1	8	10	0	0	4	4
VC 080	1	1	2	3	1	6	8	0	0	6	4
VC 082	1	1	2	2	1	5	7	0	0	1	3
VC 084	1	1	2	6	1	9	11	0	0	9	4

# Pollworker Training Report Special General

## September 23, 2025

Vote Center	Inspectors	Marshals	Judges	Clerks	Equip Specs	Workers Trained and Marked Worked	Workers Marked Worked	Student Pollworker	Troubleshooter	Provisional ballots cast	epollbooks assigned
VC 088	1	1	2	5	1	6	10	0	0	2	3
VC 089	1	1	2	5	1	8	10	0	0	11	3
VC 092	1	1	2	3	1	5	8	0	0	1	2
VC 093	1	1	2	5	1	5	10	0	0	2	3
VC 094	1	1	2	2	1	4	7	0	0	1	3
VC 096	1	1	2	3	1	10	8	0	0	0	2
VC 104	1	1	2	3	1	6	8	0	0	1	2
VC 108	1	1	2	5	1	6	10	0	0	6	3
VC 109	1	1	2	4	1	6	9	0	0	3	3
VC 111	1	1	2	3	1	5	8	0	0	0	3
VC 112	1	1	2	8	1	9	13	0	0	6	4
VC 113	1	1	2	4	1	6	9	0	0	1	3
VC 119	1	1	2	4	1	7	9	0	0	1	4
VC 120	1	1	2	4	1	5	9	0	0	3	3
VC 121	1	1	2	5	1	6	10	0	0	1	3
VC 122	1	1	2	2	1	8	7	0	0	1	2
VC 125	1	1	2	3	1	4	8	0	0	3	3
VC 126	1	1	2	3	1	6	8	0	0	3	3
VC 127	1	1	2	7	1	9	12	0	0	7	4
VC 128	1	1	2	4	1	9	9	0	0	4	3
VC 132	1	1	2	4	1	6	9	0	0	1	3
VC 133	1	1	2	1	1	4	6	0	0	3	3
<b>Totals:</b>	<b>59</b>	<b>59</b>	<b>118</b>	<b>247</b>	<b>59</b>	<b>419</b>	<b>542</b>	<b>40</b>	<b>59</b>	<b>205</b>	<b>178</b>

\*Troubleshooters are not assigned to a specific vote center.

**Performance Indicators:** Pollworkers are evaluated as a vote center team based upon cumulating selective criteria:

# Early Voting & Vote Center Locations

# 2025 Special CD7 General Election

## Early Ballot Drop-off Sites & Emergency Voting Locations

Early Voting Sites <i>Sitios de Votación Anticipada</i>					
Site Name <i>Nombre del sitio</i>		Address <i>Dirección</i>	Dates/Times M-F only <i>Fechas/Horas</i> <i>Lun-Vie solamente</i>	Emergency Voting <i>Votación de Emergencia</i>	Election Day Día de Elección Tuesday/martes 9/23
1	Recorder's Main Office	240 N Stone Ave	8/27 - 9/18 8 am - 5 pm  9/1 closed   <i>cerrado</i>  9/19 - open until 7 pm <i>abierto hasta las 7 pm</i>	9/20 9 am - 3 pm 9/22 8 am - 5 pm	Drop-Off Only
2	Recorder's Country Club Office	6550 S Country Club Rd			Drop-Off Only
3	Recorder's Eastside Office	6920 E Broadway Blvd			Drop-Off Only
4	Sahuarita Library	670 W Sahuarita Rd	9/19 8 am - 7 pm	9/20 9 am - 3 pm 9/22 9 am - 3 pm	Not Open
5	Tribal Chambers Pascua Yaqui Tribe	7474 S Camino de Oeste			Vote Center
6	Salazar-Ajo Library	15 W Plaza Ste 179, Ajo			Not Open
7	TOKA Community Building	51 Baboquivari Dr, Sells			Not Open
Ballot Drop Box Locations <i>Ubicaciones de Buzones de Votación</i>					
Drop Box Site* <i>sitio de buzón de votación</i>		Address <i>Dirección</i>	Dates and Times <i>Fechas y horarios</i>		
Recorder's Main Office (Drop Box)		Driveway between/ <i>camino de entrada entre</i> 240 N Stone & 200 N Stone	Ballot Drop-Off via 24 Hour Ballot-Drop Box open from 8 am on 8/27 to 7 pm on 9/23 <i>Solo entrega de boletas a través del buzón de votación de 24 horas</i> <i>abierto desde las 8 am del 8/27 hasta las 7 pm del 9/23</i>		
Recorder's Eastside Office (Drop Box)		6920 E Broadway Blvd			

\*Secured 24 hour Ballot Drop Box located outside

**PIMA COUNTY VOTE CENTER LOCATIONS  
2025 SPECIAL GENERAL ELECTION**

<b>BOS DISTRICT</b>	<b>VOTE CENTER NAME</b>	<b>LOCATION ADDRESS</b>
3	Accelerated Elementary & Secondary School	5245 N Camino De Oeste, Tucson, AZ 85745
3	Ajo Federated Church	101 W Lomita Avenue, Ajo, AZ 85321
2	Ambassador Event Center	3455 S Wilmot Road, Tucson, AZ 85730
5	American Legion Sahuaro Post #68	4724 S 12th Avenue, Tucson, AZ 85714
3	Anamax Recreation Center	17501 S Camino De las Quintas, Sahuarita, AZ 85629
3	Archie Hendricks Nursing Home Clubhouse	Federal Route 15 Mile Post 9, Sells, AZ 85634
3	Arivaca Old School Building	17180 W 4th Street, Arivaca, AZ 85601
2	Armory Park Center	220 S 5th Avenue, Tucson, AZ 85701
3	Baboquivari District Office	Federal Route 19 & Fresnal Canyon Road, Topawa, AZ 85639
3	Chukut Kuk District	Federal Route 19, Mile Post 4.5, San Miguel Community Building, Sells, AZ 85634
5	Church of The Painted Hills	3295 W Speedway Boulevard, Tucson, AZ 85745
5	Donna R. Liggins Neighborhood Center	2160 N 6th Avenue, Tucson, AZ 85705
5	El Mezquite Salon de Eventos	7130 S Nogales Highway, Tucson, AZ 85756
5	El Pueblo Senior Center	101 W Irvington Road, Tucson, AZ 85714
3	Ellie Towne Flowing Wells Community Center	1660 W Ruthrauff Road, Tucson, AZ 85705
5	Faith Christian Fellowship	3141 W Ironwood Hills Drive, Tucson, AZ 85745
5	First United Methodist Church	915 E 4th Street, Tucson, AZ 85719
5	Fred Archer Neighborhood Center	1665 S La Cholla Boulevard, Tucson, AZ 85713
3	Gu-Vo District	Highway 86, Route 1, Mile Post 19, Sells, AZ 85634
3	Hickiwan District	Vaya Chin Village, Route 34, Mile Post 53, Sells, AZ 85634
2	Hilton Garden Inn	6575 S Country Club Road, Tucson, AZ 85756
2	John Valenzuela Youth Center	1550 S 6th Avenue, Tucson, AZ 85713
2	Kino Sports Complex/Event Center	2805 E Ajo Way, Tucson, AZ 85713
2	Knights of Columbus	601 S Tucson Boulevard, Tucson, AZ 85716
2	Morgan's Event Center	2308 S Park Avenue, Tucson, AZ 85713
5	Most Holy Trinity Parish	1300 N Greasewood Road, Tucson, AZ 85745
5	Mount Zion Lutheran Church	4520 W Ajo Way, Tucson, AZ 85746
3	MUSD - Roadrunner Elementary School	16651 W Calle Carmela, Marana, AZ 85653
5	Old Pascua Neighborhood Center	785 W Sahuaro Street, Tucson, AZ 85705
5	Our Lady of Fatima Parish	1950 W Irvington Place, Tucson, AZ 85746
5	Pascua Yaqui Tribal Chambers	7474 S Camino De Oeste, Tucson, AZ 85757
3	Picture Rocks Community Center	5615 N Sanders Road, Tucson, AZ 85743
3	Pisinemo District	West Highway 86, Route 21, Sells, AZ 85634
5	Ramada by Wyndham	777 W Cushing Street, Tucson, AZ 85711
2	Rising Star Baptist Church	2800 E 36th Street, Tucson, AZ 85713

**PIMA COUNTY VOTE CENTER LOCATIONS  
2025 SPECIAL GENERAL ELECTION**

BOS DISTRICT	VOTE CENTER NAME	LOCATION ADDRESS
3	Robles Ranch Community Center	16150 W Ajo Way, Tucson, AZ 85735
3	Saint James United Methodist Church	3255 N Campbell Avenue, Tucson, AZ 85719
2	Salon Mexico #2	5200 S Palo Verde Road, Tucson, AZ 85706
3	San Xavier District	2018 W San Xavier Road, Tucson, AZ 85746
3	Sandario Baptist Church	6971 N Sandario Road, Tucson, AZ 85743
5	Santa Cruz Lutheran Church	6809 S Cardinal Avenue, Tucson, AZ 85746
3	Schuk Toak District Office	Highway 86, Mile Post 126.5, Sells, AZ 85634
3	99 Cents Store	Arizona Highway 86 and Mile Marker 112.3, Sells, AZ 85634
3	Serenity Baptist Church	15501 W Ajo Highway, Tucson, AZ 85735
3	Sierrita Mining and Ranching Co. Community Building	10094 W McGee Ranch Road, Sahuarita, AZ 85629
5	St. Margaret Mary Parish	801 N Grande Avenue, Tucson, AZ 85745
5	St. Mark's Presbyterian Church	3809 E 3rd Street, Tucson, AZ 85716
2	Sunnyside School District Admin Office	2238 E Ginter Road, Tucson, AZ 85706
3	SUSD - Sopori Elementary School	5000 W Arivaca Road, Amado, AZ 85645
3	The Good Shepherd UCC	17750 S La Cañada Drive, Sahuarita, AZ 85629
2	Trinity Life Church	1930 S Wilmot Rd, Tucson, AZ 85711
2	Tucson Baptist Church	1525 S Columbus Boulevard, Tucson, AZ 85711
2	Tucson Convention Center	260 S Church Avenue, Tucson, AZ 85701
3	Tucson Estates	5900 W Western Way Circle, Tucson, AZ 85713
3	Tucson Mountain Baptist Church	5757 W Ajo Highway, Tucson, AZ 85735
5	Valencia Branch Public Library	202 W Valencia Rd, Tucson, AZ 85706
5	Vida Nueva Church Of God	504 W Nebraska Street, Tucson, AZ 85706
3	Why Domestic Water Improvement District	341 S Sonoita Way, Highway 85 South, Ajo, AZ 85321
3	Woods Memorial Library	3455 N 1st Avenue, Tucson, AZ 85719

# Write-In Information

**PIMA COUNTY, STATE OF ARIZONA**  
**SPECIAL GENERAL ELECTION - SEPTEMBER 23, 2025 /**  
**ELECCION GENERAL ESPECIAL - 23 DE SEPTIEMBRE DE 2025**  
**WRITE-IN LIST / LISTA CANDIDATOS POR ESCRITO**

NAME / NOMBRE	OFFICE / PUESTO	PARTY / PARTIDO
LAVERS, CHEVAL	U.S. REPRESENTATIVE IN CONGRESS - DISTRICT 7/ REPRESENTANTE DE EE.UU. EN EL CONGRESO - DISTRITO 7	DEM
BEASLEY, JEFFREY "JEFF"	U.S. REPRESENTATIVE IN CONGRESS - DISTRICT 7/ REPRESENTANTE DE EE.UU. EN EL CONGRESO - DISTRITO 7	REP
BLOCK, AVERY	U.S. REPRESENTATIVE IN CONGRESS - DISTRICT 7/ REPRESENTANTE DE EE.UU. EN EL CONGRESO - DISTRITO 7	REP
HATCH, G. SEVILLR	U.S. REPRESENTATIVE IN CONGRESS - DISTRICT 7/ REPRESENTANTE DE EE.UU. EN EL CONGRESO - DISTRITO 7	REP
MCALLISTER, DAVID MCALLISTER	U.S. REPRESENTATIVE IN CONGRESS - DISTRICT 7/ REPRESENTANTE DE EE.UU. EN EL CONGRESO - DISTRITO 7	REP
IRWIN SR., NATHANIEL JAMES	U.S. REPRESENTATIVE IN CONGRESS - DISTRICT 7/ REPRESENTANTE DE EE.UU. EN EL CONGRESO - DISTRITO 7	NOL
DI GENOVA, TRISTA ""TRISTA""	U.S. REPRESENTATIVE IN CONGRESS - DISTRICT 7/ REPRESENTANTE DE EE.UU. EN EL CONGRESO - DISTRITO 7	IND
WOOD, DANIEL	U.S. REPRESENTATIVE IN CONGRESS - DISTRICT 7/ REPRESENTANTE DE EE.UU. EN EL CONGRESO - DISTRITO 7	PND
ROSE, JAMES	U.S. REPRESENTATIVE IN CONGRESS - DISTRICT 7/ REPRESENTANTE DE EE.UU. EN EL CONGRESO - DISTRITO 7	NONE

**In accordance with A.R.S. 16-312 et seq. only the above names will be counted in the tally of ballots.**

**De acuerdo con A.R.S. 16-312 et seq. solamente los nombres sobre escritos serán contados en la escrutación de balotas.**

8/15/2025

Heading	Candidate Name	
U.S. Representative In Congress Congressional District 7	Total Write-In Votes :	151
	Beasley, Jeffrey "Jeff"	6
	Block, Avery	2
	Di Genova, Trista ""Trista""	3
	Hatch, G. Sevilr	2
	Irwin Sr., Nathaniel James	1
	Lavers, Cheval	1
	McAllister, David McAllister	0
	Rose, James	8
	Wood, Daniel	0
	~~~ Invalid Write-in ~~~	128
	Not Assigned	0

**2025 Special General Election**  
**Precinct Level Write-In Names Report**

U.S. Representative In Congress Congressional District 7

[illegible]

**2025 Special General Election  
Precinct Level Write-In Names Report**

U.S. Representative In Congress Congressional District 7

Precinct	Beasley, Jeffrey "Jeff"	Block, Avery	Di Genova, Trista ""Trista""	Hatch, G. Sevilr	Irwin Sr., Nathaniel James	Lavers, Cheval	McAllister, David McAllister	Rose, James	Wood, Daniel	Invalid Write-in	TOTAL
Precinct 086	0	0	0	0	0	0	0	0	0	1	1
Precinct 092	0	0	0	0	0	0	0	0	0	3	3
Precinct 096	0	0	0	0	0	0	0	0	0	5	5
Precinct 097	0	0	0	0	0	0	0	0	0	3	3
Precinct 098	0	0	0	0	0	0	0	0	0	1	1
Precinct 102	0	0	0	0	0	0	0	0	0	1	1
Precinct 113	0	0	0	0	0	0	0	0	0	4	4
Precinct 117	0	0	0	0	0	0	0	0	0	3	3
Precinct 119	0	0	0	0	0	0	0	4	0	2	6
Precinct 120	0	0	0	0	0	1	0	0	0	1	2
Precinct 122	0	0	0	0	0	0	0	0	0	2	2
Precinct 139	0	0	0	0	0	0	0	0	0	1	1
Precinct 143	0	0	0	0	0	0	0	0	0	1	1
Precinct 144	0	0	0	0	0	0	0	0	0	3	3
Precinct 147	0	0	0	0	0	0	0	0	0	2	2
Precinct 153	0	0	0	0	0	0	0	0	0	4	4
Precinct 157	0	0	0	0	0	0	0	0	0	1	1
Precinct 166	1	0	0	0	0	0	0	0	0	2	3
Precinct 186	0	0	0	0	0	0	0	0	0	1	1
Precinct 189	0	0	0	0	0	0	0	0	0	3	3
Precinct 190	0	0	0	0	0	0	0	1	0	0	1
Precinct 203	0	0	0	0	0	0	0	0	0	1	1
Precinct 204	0	0	0	2	0	0	0	0	0	0	2
Precinct 208	0	0	0	0	0	0	0	0	0	1	1
Precinct 227	0	0	0	0	0	0	0	0	0	2	2
Precinct 228	0	0	0	0	0	0	0	0	0	2	2
Precinct 231	0	0	0	0	0	0	0	0	0	1	1
Precinct 234	0	0	0	0	0	0	0	0	0	3	3
Precinct 235	0	0	0	0	0	0	0	0	0	4	4
Precinct 246	0	0	0	0	0	0	0	0	0	2	2
Precinct 248	0	0	0	0	0	0	0	0	0	2	2
Precinct 257	0	2	0	0	0	0	0	0	0	1	3
Precinct 272	0	0	0	0	0	0	0	0	0	1	1
TOTAL	6	2	3	2	1	1		8		128	151

# Hand Count Audit Information



Pima County  
Hand Count / Early Ballot Audit Report  
September 23, 2025 Special General Election

**Synopsis:**

Pursuant to A.R.S. § 16-602 (B), Pima County conducted the hand count/early ballot audit for the September 23, 2025 Special General Election. Two percent of vote centers were counted as required by statute, which amounted to two vote centers out of 59 vote centers.

The hand count audit process began on September 24, 2025 following the election. The physical hand count audit began on September 27, 2025, at 7:30 AM when representatives from the Pima County Democratic, Republican, and Green parties met to select the vote centers and early ballot audit batches to be counted. All ballots were accounted for in the central counting location before the selection process started. The selection order was chosen by lot, and the Democratic Party was chosen to go first.

With the order established, the specific vote centers to be counted were selected with the representatives from each party alternating the selection. Once the vote centers were chosen, the early ballot batches to be audited were selected.

The master vote center and early ballot batch selection lists are attached for review. The physical hand count started at 9:00 AM on September 27, 2025 and was concluded at 10:00 AM. The tabulation method used was the stacking method. The hand count was conducted by 8 boards consisting of 3 to 4 members, of which not more than 2 members were from the same political party.

**Early Ballot Audit:**

One percent of early ballots were audited as per Arizona State Law. The early ballot audit consisted of 6 batches, each containing 200 early ballots. There was a total of 66,010 early ballots cast in Pima County as of 09/27/2025.

**Comments:**

The results of the early ballot audit and the vote center hand count were within the variance as defined by the Arizona Secretary of State.

Constance L. Hargrove, Elections Director

**Master List of All Contested Races**  
September 23, 2025 Special General Election

**Category: State Candidate**

**Category: Statewide Ballot Measure**

**Category: Federal Candidate**

Race: United States Representative In Congress District 7

**Category: State Legislative**

# Master Precinct and Race Selection Worksheet

September 23, 2025 Special General Election

## Political Party Selection

First Democratic

Third Republican

Second Green

Fourth \_\_\_\_\_

## SELECTED VOTE CENTER (PRIMARY)

75	111
----	-----

## SELECTED VOTE CENTER (SECONDARY)

121	77
-----	----

## NUMBER OF RACE TO COUNT PER CATEGORY

RACE CATEGORY	TICK MARK TALLY	Number of Races per Category
1. Presidential Elector	0	0
2. Statewide Candidate	0	0
3. Statewide Ballot Measure	0	0
4. Federal Candidate	1	1
5. State Legislative	0	0
Additional Races Needed	0	0

## RACES TO BE COUNTED IN EACH SELECTED PRECINCT

Race To Be Counted	Category of Race
1. United States Representative in Congress District 7	Federal Candidate
2.	
3.	
4.	
5.	

## SELECTED EARLY BATCHES (PRIMARY)

10	14	3	13	7	12
----	----	---	----	---	----

## SELECTED EARLY BATCHES (SECONDARY)

11	1	9	6	4	8
----	---	---	---	---	---

**AGGREGATE - EARLY BALLOT AUDIT**  
September 23 2025 Special General Election

**Race Category:** Federal Candidate

**Race:** US Representative in Congress District 7

Batch	Hand Count Total	Machine Count Total	Absolute Difference
Audit Batch #3	200	200	0
Audit Batch #7	200	200	0
Audit Batch #10	199	199	0
Audit Batch #12	200	200	0
Audit Batch #13	200	200	0
Audit Batch #14	200	200	0
Total:	1199	1199	0

Margin = (Absolute Difference / Machine Count) X 100%

**Aggregated Margin:** 0.00%

**AGGREGATE - VOTE CENTER**  
September 23 2025 Special General Election

**Race Category:** Federal Candidate

**Race:** US Representative in Congress District 7

VOTE CENTER	Hand Count Total	Machine Count Total	Absolute Difference
Vote Center #75	167	167	0
Vote Center #111	169	168	1
Total:	336	335	1

Margin = (Absolute Difference / Machine Count) X 100%

**Aggregated Margin:** 0.30%

**EARLY BALLOT AUDIT - HAND COUNT REPORT**  
September 23 2025 Special General Election

Batch Counted: **Audit Batch #3**

# of Ballots per Batch: 200

**Race Category:** Federal Candidate

**Race:** US Representative in Congress District 7

Candidate Name	Hand Count Total	Machine Count Total	Absolute Difference
GRIJALVA, ADELITA	132	132	0
BUTIEREZ, DANIEL FRANCIS, SR.	63	63	0
QUINTANA, EDUARDO	3	3	0
GRAYSON, RIGHARD	2	2	0
	0	0	0
Total:	200	200	0

**EARLY BALLOT AUDIT - HAND COUNT REPORT - CONTINUED**  
**September 23 2025 Special General Election**

Batch Counted: **Audit Batch #7**

# of Ballots per Batch: 200

**Race Category:** Federal Candidate

**Race:** US Representative in Congress District 7

Candidate Name	Hand Count Total	Machine Count Total	Absolute Difference
GRIJALVA, ADELITA	171	171	0
BUTIEREZ, DANIEL FRANCIS, SR.	29	29	0
QUINTANA, EDUARDO	0	0	0
GRAYSON, RIGHARD	0	0	0
	0	0	0
Total:	200	200	0

Batch Counted: **Audit Batch #10**

# of Ballots per Batch: 200

**Race Category:** Federal Candidate

**Race:** US Representative in Congress District 7

Candidate Name	Hand Count Total	Machine Count Total	Absolute Difference
GRIJALVA, ADELITA	141	141	0
BUTIEREZ, DANIEL FRANCIS, SR.	53	53	0
QUINTANA, EDUARDO	3	3	0
GRAYSON, RIGHARD	2	2	0
	0	0	0
Total:	199	199	0

Batch Counted: **Audit Batch #12**

# of Ballots per Batch: 200

**Race Category:** Federal Candidate

**Race:** US Representative in Congress District 7

Candidate Name	Hand Count Total	Machine Count Total	Absolute Difference
GRIJALVA, ADELITA	157	157	0
BUTIEREZ, DANIEL FRANCIS, SR.	41	41	0
QUINTANA, EDUARDO	2	2	0
GRAYSON, RIGHARD	0	0	0
	0	0	0
Total:	200	200	0

Batch Counted: **Audit Batch #13**

# of Ballots per Batch: 200

**Race Category:** Federal Candidate

**Race:** US Representative in Congress District 7

Candidate Name	Hand Count Total	Machine Count Total	Absolute Difference
GRIJALVA, ADELITA	151	151	0
BUTIEREZ, DANIEL FRANCIS, SR.	44	44	0
QUINTANA, EDUARDO	5	5	0
GRAYSON, RIGHARD	0	0	0
	0	0	0
Total:	200	200	0

**EARLY BALLOT AUDIT - HAND COUNT REPORT - CONTINUED**  
**September 23 2025 Special General Election**

Batch Counted: **Audit Batch #14**

# of Ballots per Batch: 200

**Race Category:** Federal Candidate

**Race:** US Representative in Congress District 7

Candidate Name	Hand Count Total	Machine Count Total	Absolute Difference
GRIJALVA, ADELITA	164	164	0
BUTIEREZ, DANIEL FRANCIS, SR.	36	36	0
QUINTANA, EDUARDO	0	0	0
GRAYSON, RIGHARD	0	0	0
	0	0	0
Total:	200	200	0

**VOTE CENTER HAND COUNT AUDIT REPORT**

September 23 2025 Special General Election

**VOTE CENTER:** #75

# of Ballots per Batch: 167

**Race Category:** Federal Candidate

**Race:** US Representative in Congress District 7

Candidate Name	Hand Count Total	Machine Count Total	Absolute Difference
GRIJALVA, ADELITA	38	38	0
BUTIEREZ, DANIEL FRANCIS, SR.	126	126	0
QUINTANA, EDUARDO	0	0	0
GRAYSON, RIGHARD	3	3	0
	0	0	0
Total:	167	167	0

**VOTE CENTER:** #111

# of Ballots per Batch: 169

**Race Category:** Federal Candidate

**Race:** US Representative in Congress District 7

Candidate Name	Hand Count Total	Machine Count Total	Absolute Difference
GRIJALVA, ADELITA	31	31	0
BUTIEREZ, DANIEL FRANCIS, SR.	136	135	1
QUINTANA, EDUARDO	1	1	0
GRAYSON, RIGHARD	1	1	0
	0	0	0
Total:	169	168	1

One ballot had the party designation circled and the board decided that was a vote for the candidate.

# Election Summary Results

Statistics	TOTAL	EARLY	POLLS	PROV
Registered Voters - Total	266,883			
Ballots Cast - Total	71,374	66,025	5,277	72
Ballots Cast - Blank	57	56	1	0
Voter Turnout - Total	26.74%			

U.S. Representative In Congress Congressional District 7

Vote For 1	TOTAL	EARLY	POLLS	PROV
GRIJALVA, ADELITA	49,992	47,650	2,304	38
BUTIEREZ SR., DANIEL FRANCIS	19,982	17,035	2,917	30
QUINTANA, EDUARDO	793	758	33	2
GRAYSON, RICHARD	364	348	16	0
Write-In Totals	151	145	5	1
Write-In: Irwin Sr., Nathaniel James	1	1	0	0
Write-In: Di Genova, Trista ""Trista""	3	3	0	0
Write-In: Wood, Daniel	0	0	0	0
Write-In: Rose, James	8	8	0	0
Write-In: ~~~ Invalid Write-in ~~~	128	124	3	1
Write-In: Lavers, Cheval	1	0	1	0
Write-In: Beasley, Jeffrey "Jeff"	6	5	1	0
Write-In: Block, Avery	2	2	0	0
Write-In: Hatch, G. Seveillr	2	2	0	0
Write-In: McAllister, David McAllister	0	0	0	0
Not Assigned	0	0	0	0
Total Votes Cast	71,282	65,936	5,275	71
Overvotes	35	33	1	1
Undervotes	57	56	1	0
Contest Totals	71,374	66,025	5,277	72

# Statement of Votes Cast

Precinct 001

Statistics	TOTAL	EARLY	POLLS	PROV
Registered Voters - Total	1,856			
Ballots Cast - Total	590	530	57	3
Ballots Cast - Blank	1	1	0	0
Voter Turnout - Total	31.79%			

U.S. Representative In Congress Congressional District 7  
Vote For 1

	TOTAL	EARLY	POLLS	PROV
GRIJALVA, ADELITA	386	362	23	1
BUTIEREZ SR., DANIEL FRANCIS	190	154	34	2
QUINTANA, EDUARDO	5	5	0	0
GRAYSON, RICHARD	6	6	0	0
Write-In Totals	2	2	0	0
Write-In: Irwin Sr., Nathaniel James	1	1	0	0
Write-In: Di Genova, Trista ""Trista""	0	0	0	0
Write-In: Wood, Daniel	0	0	0	0
Write-In: Rose, James	0	0	0	0
Write-In: ~~~ Invalid Write-in ~~~	1	1	0	0
Write-In: Lavers, Cheval	0	0	0	0
Write-In: Beasley, Jeffrey "Jeff"	0	0	0	0
Write-In: Block, Avery	0	0	0	0
Write-In: Hatch, G. Sevilr	0	0	0	0
Write-In: McAllister, David McAllister	0	0	0	0
Not Assigned	0	0	0	0
Total Votes Cast	589	529	57	3
Overvotes	0	0	0	0
Undervotes	1	1	0	0

Precinct 002

Statistics	TOTAL	EARLY	POLLS	PROV
Registered Voters - Total	265			
Ballots Cast - Total	55	51	3	1
Ballots Cast - Blank	0	0	0	0
Voter Turnout - Total	20.75%			

U.S. Representative In Congress Congressional District 7  
Vote For 1

	TOTAL	EARLY	POLLS	PROV
GRIJALVA, ADELITA	40	38	2	0
BUTIEREZ SR., DANIEL FRANCIS	15	13	1	1
QUINTANA, EDUARDO	0	0	0	0
GRAYSON, RICHARD	0	0	0	0
Write-In Totals	0	0	0	0
Write-In: Irwin Sr., Nathaniel James	0	0	0	0
Write-In: Di Genova, Trista ""Trista""	0	0	0	0
Write-In: Wood, Daniel	0	0	0	0
Write-In: Rose, James	0	0	0	0
Write-In: ~~~ Invalid Write-in ~~~	0	0	0	0
Write-In: Lavers, Cheval	0	0	0	0
Write-In: Beasley, Jeffrey "Jeff"	0	0	0	0
Write-In: Block, Avery	0	0	0	0
Write-In: Hatch, G. Sevilr	0	0	0	0
Write-In: McAllister, David McAllister	0	0	0	0
Not Assigned	0	0	0	0
Total Votes Cast	55	51	3	1
Overvotes	0	0	0	0
Undervotes	0	0	0	0

Precinct 003

Statistics	TOTAL	EARLY	POLLS	PROV
Registered Voters - Total	271			
Ballots Cast - Total	69	39	30	0
Ballots Cast - Blank	0	0	0	0
Voter Turnout - Total	25.46%			

U.S. Representative In Congress Congressional District 7  
Vote For 1

	TOTAL	EARLY	POLLS	PROV
GRIJALVA, ADELITA	68	39	29	0
BUTIEREZ SR., DANIEL FRANCIS	0	0	0	0
QUINTANA, EDUARDO	1	0	1	0
GRAYSON, RICHARD	0	0	0	0
Write-In Totals	0	0	0	0
Write-In: Irwin Sr., Nathaniel James	0	0	0	0
Write-In: Di Genova, Trista ""Trista""	0	0	0	0
Write-In: Wood, Daniel	0	0	0	0
Write-In: Rose, James	0	0	0	0
Write-In: ~~~ Invalid Write-in ~~~	0	0	0	0
Write-In: Lavers, Cheval	0	0	0	0
Write-In: Beasley, Jeffrey "Jeff"	0	0	0	0
Write-In: Block, Avery	0	0	0	0
Write-In: Hatch, G. Sevilr	0	0	0	0
Write-In: McAllister, David McAllister	0	0	0	0
Not Assigned	0	0	0	0
Total Votes Cast	69	39	30	0
Overvotes	0	0	0	0
Undervotes	0	0	0	0

Precinct 004

Statistics	TOTAL	EARLY	POLLS	PROV
Registered Voters - Total	1,179			
Ballots Cast - Total	278	188	87	3
Ballots Cast - Blank	0	0	0	0
Voter Turnout - Total	23.58%			

U.S. Representative In Congress Congressional District 7  
Vote For 1

	TOTAL	EARLY	POLLS	PROV
GRIJALVA, ADELITA	255	179	74	2
BUTIEREZ SR., DANIEL FRANCIS	20	8	11	1
QUINTANA, EDUARDO	3	1	2	0
GRAYSON, RICHARD	0	0	0	0
Write-In Totals	0	0	0	0
Write-In: Irwin Sr., Nathaniel James	0	0	0	0
Write-In: Di Genova, Trista ""Trista""	0	0	0	0
Write-In: Wood, Daniel	0	0	0	0
Write-In: Rose, James	0	0	0	0
Write-In: ~~~ Invalid Write-in ~~~	0	0	0	0
Write-In: Lavers, Cheval	0	0	0	0
Write-In: Beasley, Jeffrey "Jeff"	0	0	0	0
Write-In: Block, Avery	0	0	0	0
Write-In: Hatch, G. Sevilr	0	0	0	0
Write-In: McAllister, David McAllister	0	0	0	0
Not Assigned	0	0	0	0
Total Votes Cast	278	188	87	3
Overvotes	0	0	0	0
Undervotes	0	0	0	0

Precinct 005

Statistics	TOTAL	EARLY	POLLS	PROV
Registered Voters - Total	5,135			
Ballots Cast - Total	1,353	1,155	197	1
Ballots Cast - Blank	1	1	0	0
Voter Turnout - Total	26.35%			

U.S. Representative In Congress Congressional District 7  
Vote For 1

	TOTAL	EARLY	POLLS	PROV
GRIJALVA, ADELITA	452	430	22	0
BUTIEREZ SR., DANIEL FRANCIS	885	709	175	1
QUINTANA, EDUARDO	4	4	0	0
GRAYSON, RICHARD	6	6	0	0
Write-In Totals	2	2	0	0
Write-In: Irwin Sr., Nathaniel James	0	0	0	0
Write-In: Di Genova, Trista ""Trista""	0	0	0	0
Write-In: Wood, Daniel	0	0	0	0
Write-In: Rose, James	0	0	0	0
Write-In: ~~~ Invalid Write-in ~~~	1	1	0	0
Write-In: Lavers, Cheval	0	0	0	0
Write-In: Beasley, Jeffrey "Jeff"	1	1	0	0
Write-In: Block, Avery	0	0	0	0
Write-In: Hatch, G. Sevilr	0	0	0	0
Write-In: McAllister, David McAllister	0	0	0	0
Not Assigned	0	0	0	0
Total Votes Cast	1,349	1,151	197	1
Overvotes	3	3	0	0
Undervotes	1	1	0	0

Precinct 007

Statistics	TOTAL	EARLY	POLLS	PROV
Registered Voters - Total	103			
Ballots Cast - Total	43	28	14	1
Ballots Cast - Blank	0	0	0	0
Voter Turnout - Total	41.75%			

U.S. Representative In Congress Congressional District 7  
Vote For 1

	TOTAL	EARLY	POLLS	PROV
GRIJALVA, ADELITA	22	16	5	1
BUTIEREZ SR., DANIEL FRANCIS	21	12	9	0
QUINTANA, EDUARDO	0	0	0	0
GRAYSON, RICHARD	0	0	0	0
Write-In Totals	0	0	0	0
Write-In: Irwin Sr., Nathaniel James	0	0	0	0
Write-In: Di Genova, Trista ""Trista""	0	0	0	0
Write-In: Wood, Daniel	0	0	0	0
Write-In: Rose, James	0	0	0	0
Write-In: ~~~ Invalid Write-in ~~~	0	0	0	0
Write-In: Lavers, Cheval	0	0	0	0
Write-In: Beasley, Jeffrey "Jeff"	0	0	0	0
Write-In: Block, Avery	0	0	0	0
Write-In: Hatch, G. Sevilr	0	0	0	0
Write-In: McAllister, David McAllister	0	0	0	0
Not Assigned	0	0	0	0
Total Votes Cast	43	28	14	1
Overvotes	0	0	0	0
Undervotes	0	0	0	0

Precinct 008

Statistics	TOTAL	EARLY	POLLS	PROV
Registered Voters - Total	615			
Ballots Cast - Total	264	231	33	0
Ballots Cast - Blank	0	0	0	0
Voter Turnout - Total	42.93%			

U.S. Representative In Congress Congressional District 7  
Vote For 1

	TOTAL	EARLY	POLLS	PROV
GRIJALVA, ADELITA	148	137	11	0
BUTIEREZ SR., DANIEL FRANCIS	111	89	22	0
QUINTANA, EDUARDO	1	1	0	0
GRAYSON, RICHARD	3	3	0	0
Write-In Totals	1	1	0	0
Write-In: Irwin Sr., Nathaniel James	0	0	0	0
Write-In: Di Genova, Trista ""Trista""	0	0	0	0
Write-In: Wood, Daniel	0	0	0	0
Write-In: Rose, James	0	0	0	0
Write-In: ~~~ Invalid Write-in ~~~	1	1	0	0
Write-In: Lavers, Cheval	0	0	0	0
Write-In: Beasley, Jeffrey "Jeff"	0	0	0	0
Write-In: Block, Avery	0	0	0	0
Write-In: Hatch, G. Sevilr	0	0	0	0
Write-In: McAllister, David McAllister	0	0	0	0
Not Assigned	0	0	0	0
Total Votes Cast	264	231	33	0
Overvotes	0	0	0	0
Undervotes	0	0	0	0

Precinct 016

Statistics	TOTAL	EARLY	POLLS	PROV
Registered Voters - Total	2,992			
Ballots Cast - Total	1,390	1,305	85	0
Ballots Cast - Blank	2	2	0	0
Voter Turnout - Total	46.46%			

U.S. Representative In Congress Congressional District 7  
Vote For 1

	TOTAL	EARLY	POLLS	PROV
GRIJALVA, ADELITA	1,022	982	40	0
BUTIEREZ SR., DANIEL FRANCIS	329	284	45	0
QUINTANA, EDUARDO	23	23	0	0
GRAYSON, RICHARD	11	11	0	0
Write-In Totals	3	3	0	0
Write-In: Irwin Sr., Nathaniel James	0	0	0	0
Write-In: Di Genova, Trista ""Trista""	0	0	0	0
Write-In: Wood, Daniel	0	0	0	0
Write-In: Rose, James	0	0	0	0
Write-In: ~~~ Invalid Write-in ~~~	3	3	0	0
Write-In: Lavers, Cheval	0	0	0	0
Write-In: Beasley, Jeffrey "Jeff"	0	0	0	0
Write-In: Block, Avery	0	0	0	0
Write-In: Hatch, G. Seveillr	0	0	0	0
Write-In: McAllister, David McAllister	0	0	0	0
Not Assigned	0	0	0	0
Total Votes Cast	1,388	1,303	85	0
Overvotes	0	0	0	0
Undervotes	2	2	0	0

Precinct 017

Statistics	TOTAL	EARLY	POLLS	PROV
Registered Voters - Total	2,084			
Ballots Cast - Total	812	766	46	0
Ballots Cast - Blank	2	2	0	0
Voter Turnout - Total	38.96%			

U.S. Representative In Congress Congressional District 7  
Vote For 1

	TOTAL	EARLY	POLLS	PROV
GRIJALVA, ADELITA	678	644	34	0
BUTIEREZ SR., DANIEL FRANCIS	116	105	11	0
QUINTANA, EDUARDO	14	13	1	0
GRAYSON, RICHARD	2	2	0	0
Write-In Totals	0	0	0	0
Write-In: Irwin Sr., Nathaniel James	0	0	0	0
Write-In: Di Genova, Trista ""Trista""	0	0	0	0
Write-In: Wood, Daniel	0	0	0	0
Write-In: Rose, James	0	0	0	0
Write-In: ~~~ Invalid Write-in ~~~	0	0	0	0
Write-In: Lavers, Cheval	0	0	0	0
Write-In: Beasley, Jeffrey "Jeff"	0	0	0	0
Write-In: Block, Avery	0	0	0	0
Write-In: Hatch, G. Seveillr	0	0	0	0
Write-In: McAllister, David McAllister	0	0	0	0
Not Assigned	0	0	0	0
Total Votes Cast	810	764	46	0
Overvotes	0	0	0	0
Undervotes	2	2	0	0

Precinct 018

Statistics	TOTAL	EARLY	POLLS	PROV
Registered Voters - Total	2,564			
Ballots Cast - Total	634	601	33	0
Ballots Cast - Blank	1	1	0	0
Voter Turnout - Total	24.73%			

U.S. Representative In Congress Congressional District 7  
Vote For 1

	TOTAL	EARLY	POLLS	PROV
GRIJALVA, ADELITA	540	519	21	0
BUTIEREZ SR., DANIEL FRANCIS	65	57	8	0
QUINTANA, EDUARDO	22	19	3	0
GRAYSON, RICHARD	1	1	0	0
Write-In Totals	5	4	1	0
Write-In: Irwin Sr., Nathaniel James	0	0	0	0
Write-In: Di Genova, Trista ""Trista""	0	0	0	0
Write-In: Wood, Daniel	0	0	0	0
Write-In: Rose, James	0	0	0	0
Write-In: ~~~ Invalid Write-in ~~~	5	4	1	0
Write-In: Lavers, Cheval	0	0	0	0
Write-In: Beasley, Jeffrey "Jeff"	0	0	0	0
Write-In: Block, Avery	0	0	0	0
Write-In: Hatch, G. Seveillr	0	0	0	0
Write-In: McAllister, David McAllister	0	0	0	0
Not Assigned	0	0	0	0
Total Votes Cast	633	600	33	0
Overvotes	0	0	0	0
Undervotes	1	1	0	0

Precinct 019

Statistics	TOTAL	EARLY	POLLS	PROV
Registered Voters - Total	726			
Ballots Cast - Total	189	181	8	0
Ballots Cast - Blank	0	0	0	0
Voter Turnout - Total	26.03%			

U.S. Representative In Congress Congressional District 7  
Vote For 1

	TOTAL	EARLY	POLLS	PROV
GRIJALVA, ADELITA	89	89	0	0
BUTIEREZ SR., DANIEL FRANCIS	94	86	8	0
QUINTANA, EDUARDO	1	1	0	0
GRAYSON, RICHARD	5	5	0	0
Write-In Totals	0	0	0	0
Write-In: Irwin Sr., Nathaniel James	0	0	0	0
Write-In: Di Genova, Trista ""Trista""	0	0	0	0
Write-In: Wood, Daniel	0	0	0	0
Write-In: Rose, James	0	0	0	0
Write-In: ~~~ Invalid Write-in ~~~	0	0	0	0
Write-In: Lavers, Cheval	0	0	0	0
Write-In: Beasley, Jeffrey "Jeff"	0	0	0	0
Write-In: Block, Avery	0	0	0	0
Write-In: Hatch, G. Sevilr	0	0	0	0
Write-In: McAllister, David McAllister	0	0	0	0
Not Assigned	0	0	0	0
Total Votes Cast	189	181	8	0
Overvotes	0	0	0	0
Undervotes	0	0	0	0

Precinct 020

Statistics	TOTAL	EARLY	POLLS	PROV
Registered Voters - Total	3,636			
Ballots Cast - Total	801	758	41	2
Ballots Cast - Blank	1	1	0	0
Voter Turnout - Total	22.03%			

U.S. Representative In Congress Congressional District 7  
Vote For 1

	TOTAL	EARLY	POLLS	PROV
GRIJALVA, ADELITA	645	618	27	0
BUTIEREZ SR., DANIEL FRANCIS	140	125	14	1
QUINTANA, EDUARDO	13	13	0	0
GRAYSON, RICHARD	0	0	0	0
Write-In Totals	0	0	0	0
Write-In: Irwin Sr., Nathaniel James	0	0	0	0
Write-In: Di Genova, Trista ""Trista""	0	0	0	0
Write-In: Wood, Daniel	0	0	0	0
Write-In: Rose, James	0	0	0	0
Write-In: ~~~ Invalid Write-in ~~~	0	0	0	0
Write-In: Lavers, Cheval	0	0	0	0
Write-In: Beasley, Jeffrey "Jeff"	0	0	0	0
Write-In: Block, Avery	0	0	0	0
Write-In: Hatch, G. Sevilr	0	0	0	0
Write-In: McAllister, David McAllister	0	0	0	0
Not Assigned	0	0	0	0
Total Votes Cast	798	756	41	1
Overvotes	2	1	0	1
Undervotes	1	1	0	0

Precinct 021

Statistics	TOTAL	EARLY	POLLS	PROV
Registered Voters - Total	3,364			
Ballots Cast - Total	1,675	1,543	130	2
Ballots Cast - Blank	0	0	0	0
Voter Turnout - Total	49.79%			

U.S. Representative In Congress Congressional District 7  
Vote For 1

	TOTAL	EARLY	POLLS	PROV
GRIJALVA, ADELITA	1,009	972	36	1
BUTIEREZ SR., DANIEL FRANCIS	632	538	94	0
QUINTANA, EDUARDO	11	10	0	1
GRAYSON, RICHARD	18	18	0	0
Write-In Totals	3	3	0	0
Write-In: Irwin Sr., Nathaniel James	0	0	0	0
Write-In: Di Genova, Trista ""Trista""	0	0	0	0
Write-In: Wood, Daniel	0	0	0	0
Write-In: Rose, James	0	0	0	0
Write-In: ~~~ Invalid Write-in ~~~	3	3	0	0
Write-In: Lavers, Cheval	0	0	0	0
Write-In: Beasley, Jeffrey "Jeff"	0	0	0	0
Write-In: Block, Avery	0	0	0	0
Write-In: Hatch, G. Sevilr	0	0	0	0
Write-In: McAllister, David McAllister	0	0	0	0
Not Assigned	0	0	0	0
Total Votes Cast	1,673	1,541	130	2
Overvotes	2	2	0	0
Undervotes	0	0	0	0

Precinct 022

Statistics	TOTAL	EARLY	POLLS	PROV
Registered Voters - Total	4,594			
Ballots Cast - Total	1,072	1,003	67	2
Ballots Cast - Blank	1	1	0	0
Voter Turnout - Total	23.33%			

U.S. Representative In Congress Congressional District 7  
Vote For 1

	TOTAL	EARLY	POLLS	PROV
GRIJALVA, ADELITA	754	724	30	0
BUTIEREZ SR., DANIEL FRANCIS	288	251	35	2
QUINTANA, EDUARDO	20	19	1	0
GRAYSON, RICHARD	7	6	1	0
Write-In Totals	1	1	0	0
Write-In: Irwin Sr., Nathaniel James	0	0	0	0
Write-In: Di Genova, Trista ""Trista""	0	0	0	0
Write-In: Wood, Daniel	0	0	0	0
Write-In: Rose, James	0	0	0	0
Write-In: ~~~ Invalid Write-in ~~~	1	1	0	0
Write-In: Lavers, Cheval	0	0	0	0
Write-In: Beasley, Jeffrey "Jeff"	0	0	0	0
Write-In: Block, Avery	0	0	0	0
Write-In: Hatch, G. Sevilr	0	0	0	0
Write-In: McAllister, David McAllister	0	0	0	0
Not Assigned	0	0	0	0
Total Votes Cast	1,070	1,001	67	2
Overvotes	1	1	0	0
Undervotes	1	1	0	0

Precinct 023

Statistics	TOTAL	EARLY	POLLS	PROV
Registered Voters - Total	3,842			
Ballots Cast - Total	1,127	1,043	84	0
Ballots Cast - Blank	0	0	0	0
Voter Turnout - Total	29.33%			

U.S. Representative In Congress Congressional District 7  
Vote For 1

	TOTAL	EARLY	POLLS	PROV
GRIJALVA, ADELITA	819	794	25	0
BUTIEREZ SR., DANIEL FRANCIS	290	234	56	0
QUINTANA, EDUARDO	10	9	1	0
GRAYSON, RICHARD	2	1	1	0
Write-In Totals	4	3	1	0
Write-In: Irwin Sr., Nathaniel James	0	0	0	0
Write-In: Di Genova, Trista ""Trista""	0	0	0	0
Write-In: Wood, Daniel	0	0	0	0
Write-In: Rose, James	0	0	0	0
Write-In: ~~~ Invalid Write-in ~~~	3	3	0	0
Write-In: Lavers, Cheval	0	0	0	0
Write-In: Beasley, Jeffrey "Jeff"	1	0	1	0
Write-In: Block, Avery	0	0	0	0
Write-In: Hatch, G. Sevilr	0	0	0	0
Write-In: McAllister, David McAllister	0	0	0	0
Not Assigned	0	0	0	0
Total Votes Cast	1,125	1,041	84	0
Overvotes	2	2	0	0
Undervotes	0	0	0	0

Precinct 025

Statistics	TOTAL	EARLY	POLLS	PROV
Registered Voters - Total	2,981			
Ballots Cast - Total	641	604	35	2
Ballots Cast - Blank	1	1	0	0
Voter Turnout - Total	21.50%			

U.S. Representative In Congress Congressional District 7  
Vote For 1

	TOTAL	EARLY	POLLS	PROV
GRIJALVA, ADELITA	529	503	24	2
BUTIEREZ SR., DANIEL FRANCIS	94	83	11	0
QUINTANA, EDUARDO	14	14	0	0
GRAYSON, RICHARD	1	1	0	0
Write-In Totals	1	1	0	0
Write-In: Irwin Sr., Nathaniel James	0	0	0	0
Write-In: Di Genova, Trista ""Trista""	0	0	0	0
Write-In: Wood, Daniel	0	0	0	0
Write-In: Rose, James	0	0	0	0
Write-In: ~~~ Invalid Write-in ~~~	1	1	0	0
Write-In: Lavers, Cheval	0	0	0	0
Write-In: Beasley, Jeffrey "Jeff"	0	0	0	0
Write-In: Block, Avery	0	0	0	0
Write-In: Hatch, G. Sevilr	0	0	0	0
Write-In: McAllister, David McAllister	0	0	0	0
Not Assigned	0	0	0	0
Total Votes Cast	639	602	35	2
Overvotes	1	1	0	0
Undervotes	1	1	0	0

Precinct 026

Statistics	TOTAL	EARLY	POLLS	PROV
Registered Voters - Total	3,132			
Ballots Cast - Total	582	535	47	0
Ballots Cast - Blank	0	0	0	0
Voter Turnout - Total	18.58%			

U.S. Representative In Congress Congressional District 7  
Vote For 1

	TOTAL	EARLY	POLLS	PROV
GRIJALVA, ADELITA	487	455	32	0
BUTIEREZ SR., DANIEL FRANCIS	92	77	15	0
QUINTANA, EDUARDO	0	0	0	0
GRAYSON, RICHARD	2	2	0	0
Write-In Totals	1	1	0	0
Write-In: Irwin Sr., Nathaniel James	0	0	0	0
Write-In: Di Genova, Trista ""Trista""	0	0	0	0
Write-In: Wood, Daniel	0	0	0	0
Write-In: Rose, James	0	0	0	0
Write-In: ~~~ Invalid Write-in ~~~	1	1	0	0
Write-In: Lavers, Cheval	0	0	0	0
Write-In: Beasley, Jeffrey "Jeff"	0	0	0	0
Write-In: Block, Avery	0	0	0	0
Write-In: Hatch, G. Seville	0	0	0	0
Write-In: McAllister, David McAllister	0	0	0	0
Not Assigned	0	0	0	0
Total Votes Cast	582	535	47	0
Overvotes	0	0	0	0
Undervotes	0	0	0	0

Precinct 028

Statistics	TOTAL	EARLY	POLLS	PROV
Registered Voters - Total	1,804			
Ballots Cast - Total	378	361	17	0
Ballots Cast - Blank	1	1	0	0
Voter Turnout - Total	20.95%			

U.S. Representative In Congress Congressional District 7  
Vote For 1

	TOTAL	EARLY	POLLS	PROV
GRIJALVA, ADELITA	316	307	9	0
BUTIEREZ SR., DANIEL FRANCIS	58	50	8	0
QUINTANA, EDUARDO	1	1	0	0
GRAYSON, RICHARD	1	1	0	0
Write-In Totals	1	1	0	0
Write-In: Irwin Sr., Nathaniel James	0	0	0	0
Write-In: Di Genova, Trista ""Trista""	0	0	0	0
Write-In: Wood, Daniel	0	0	0	0
Write-In: Rose, James	0	0	0	0
Write-In: ~~~ Invalid Write-in ~~~	1	1	0	0
Write-In: Lavers, Cheval	0	0	0	0
Write-In: Beasley, Jeffrey "Jeff"	0	0	0	0
Write-In: Block, Avery	0	0	0	0
Write-In: Hatch, G. Sevilr	0	0	0	0
Write-In: McAllister, David McAllister	0	0	0	0
Not Assigned	0	0	0	0
Total Votes Cast	377	360	17	0
Overvotes	0	0	0	0
Undervotes	1	1	0	0

Precinct 031

Statistics	TOTAL	EARLY	POLLS	PROV
Registered Voters - Total	2,163			
Ballots Cast - Total	532	493	37	2
Ballots Cast - Blank	0	0	0	0
Voter Turnout - Total	24.60%			

U.S. Representative In Congress Congressional District 7  
Vote For 1

	TOTAL	EARLY	POLLS	PROV
GRIJALVA, ADELITA	297	287	9	1
BUTIEREZ SR., DANIEL FRANCIS	223	195	28	0
QUINTANA, EDUARDO	8	7	0	1
GRAYSON, RICHARD	3	3	0	0
Write-In Totals	1	1	0	0
Write-In: Irwin Sr., Nathaniel James	0	0	0	0
Write-In: Di Genova, Trista ""Trista""	0	0	0	0
Write-In: Wood, Daniel	0	0	0	0
Write-In: Rose, James	0	0	0	0
Write-In: ~~~ Invalid Write-in ~~~	1	1	0	0
Write-In: Lavers, Cheval	0	0	0	0
Write-In: Beasley, Jeffrey "Jeff"	0	0	0	0
Write-In: Block, Avery	0	0	0	0
Write-In: Hatch, G. Sevilr	0	0	0	0
Write-In: McAllister, David McAllister	0	0	0	0
Not Assigned	0	0	0	0
Total Votes Cast	532	493	37	2
Overvotes	0	0	0	0
Undervotes	0	0	0	0

Precinct 032

Statistics	TOTAL	EARLY	POLLS	PROV
Registered Voters - Total	4,947			
Ballots Cast - Total	1,290	1,202	88	0
Ballots Cast - Blank	1	1	0	0
Voter Turnout - Total	26.08%			

U.S. Representative In Congress Congressional District 7  
Vote For 1

	TOTAL	EARLY	POLLS	PROV
GRIJALVA, ADELITA	761	735	26	0
BUTIEREZ SR., DANIEL FRANCIS	501	439	62	0
QUINTANA, EDUARDO	10	10	0	0
GRAYSON, RICHARD	16	16	0	0
Write-In Totals	0	0	0	0
Write-In: Irwin Sr., Nathaniel James	0	0	0	0
Write-In: Di Genova, Trista ""Trista""	0	0	0	0
Write-In: Wood, Daniel	0	0	0	0
Write-In: Rose, James	0	0	0	0
Write-In: ~~~ Invalid Write-in ~~~	0	0	0	0
Write-In: Lavers, Cheval	0	0	0	0
Write-In: Beasley, Jeffrey "Jeff"	0	0	0	0
Write-In: Block, Avery	0	0	0	0
Write-In: Hatch, G. Sevilr	0	0	0	0
Write-In: McAllister, David McAllister	0	0	0	0
Not Assigned	0	0	0	0
Total Votes Cast	1,288	1,200	88	0
Overvotes	1	1	0	0
Undervotes	1	1	0	0

Precinct 033

Statistics	TOTAL	EARLY	POLLS	PROV
Registered Voters - Total	2,683			
Ballots Cast - Total	913	859	54	0
Ballots Cast - Blank	0	0	0	0
Voter Turnout - Total	34.03%			

U.S. Representative In Congress Congressional District 7  
Vote For 1

	TOTAL	EARLY	POLLS	PROV
GRIJALVA, ADELITA	635	619	16	0
BUTIEREZ SR., DANIEL FRANCIS	263	226	37	0
QUINTANA, EDUARDO	7	7	0	0
GRAYSON, RICHARD	7	6	1	0
Write-In Totals	1	1	0	0
Write-In: Irwin Sr., Nathaniel James	0	0	0	0
Write-In: Di Genova, Trista ""Trista""	0	0	0	0
Write-In: Wood, Daniel	0	0	0	0
Write-In: Rose, James	0	0	0	0
Write-In: ~~~ Invalid Write-in ~~~	1	1	0	0
Write-In: Lavers, Cheval	0	0	0	0
Write-In: Beasley, Jeffrey "Jeff"	0	0	0	0
Write-In: Block, Avery	0	0	0	0
Write-In: Hatch, G. Sevilr	0	0	0	0
Write-In: McAllister, David McAllister	0	0	0	0
Not Assigned	0	0	0	0
Total Votes Cast	913	859	54	0
Overvotes	0	0	0	0
Undervotes	0	0	0	0

Precinct 034

Statistics	TOTAL	EARLY	POLLS	PROV
Registered Voters - Total	1,595			
Ballots Cast - Total	369	340	29	0
Ballots Cast - Blank	0	0	0	0
Voter Turnout - Total	23.13%			

U.S. Representative In Congress Congressional District 7  
Vote For 1

	TOTAL	EARLY	POLLS	PROV
GRIJALVA, ADELITA	226	215	11	0
BUTIEREZ SR., DANIEL FRANCIS	132	115	17	0
QUINTANA, EDUARDO	7	7	0	0
GRAYSON, RICHARD	3	2	1	0
Write-In Totals	1	1	0	0
Write-In: Irwin Sr., Nathaniel James	0	0	0	0
Write-In: Di Genova, Trista ""Trista""	0	0	0	0
Write-In: Wood, Daniel	0	0	0	0
Write-In: Rose, James	0	0	0	0
Write-In: ~~~ Invalid Write-in ~~~	1	1	0	0
Write-In: Lavers, Cheval	0	0	0	0
Write-In: Beasley, Jeffrey "Jeff"	0	0	0	0
Write-In: Block, Avery	0	0	0	0
Write-In: Hatch, G. Sevilr	0	0	0	0
Write-In: McAllister, David McAllister	0	0	0	0
Not Assigned	0	0	0	0
Total Votes Cast	369	340	29	0
Overvotes	0	0	0	0
Undervotes	0	0	0	0

Precinct 036

Statistics	TOTAL	EARLY	POLLS	PROV
Registered Voters - Total	4,711			
Ballots Cast - Total	880	810	68	2
Ballots Cast - Blank	0	0	0	0
Voter Turnout - Total	18.68%			

U.S. Representative In Congress Congressional District 7  
Vote For 1

	TOTAL	EARLY	POLLS	PROV
GRIJALVA, ADELITA	560	535	25	0
BUTIEREZ SR., DANIEL FRANCIS	300	257	42	1
QUINTANA, EDUARDO	13	12	1	0
GRAYSON, RICHARD	4	4	0	0
Write-In Totals	3	2	0	1
Write-In: Irwin Sr., Nathaniel James	0	0	0	0
Write-In: Di Genova, Trista ""Trista""	0	0	0	0
Write-In: Wood, Daniel	0	0	0	0
Write-In: Rose, James	0	0	0	0
Write-In: ~~~ Invalid Write-in ~~~	3	2	0	1
Write-In: Lavers, Cheval	0	0	0	0
Write-In: Beasley, Jeffrey "Jeff"	0	0	0	0
Write-In: Block, Avery	0	0	0	0
Write-In: Hatch, G. Sevilr	0	0	0	0
Write-In: McAllister, David McAllister	0	0	0	0
Not Assigned	0	0	0	0
Total Votes Cast	880	810	68	2
Overvotes	0	0	0	0
Undervotes	0	0	0	0

Precinct 037

Statistics	TOTAL	EARLY	POLLS	PROV
Registered Voters - Total	1,505			
Ballots Cast - Total	312	294	18	0
Ballots Cast - Blank	0	0	0	0
Voter Turnout - Total	20.73%			

U.S. Representative In Congress Congressional District 7  
Vote For 1

	TOTAL	EARLY	POLLS	PROV
GRIJALVA, ADELITA	264	248	16	0
BUTIEREZ SR., DANIEL FRANCIS	46	44	2	0
QUINTANA, EDUARDO	1	1	0	0
GRAYSON, RICHARD	1	1	0	0
Write-In Totals	0	0	0	0
Write-In: Irwin Sr., Nathaniel James	0	0	0	0
Write-In: Di Genova, Trista ""Trista""	0	0	0	0
Write-In: Wood, Daniel	0	0	0	0
Write-In: Rose, James	0	0	0	0
Write-In: ~~~ Invalid Write-in ~~~	0	0	0	0
Write-In: Lavers, Cheval	0	0	0	0
Write-In: Beasley, Jeffrey "Jeff"	0	0	0	0
Write-In: Block, Avery	0	0	0	0
Write-In: Hatch, G. Sevilr	0	0	0	0
Write-In: McAllister, David McAllister	0	0	0	0
Not Assigned	0	0	0	0
Total Votes Cast	312	294	18	0
Overvotes	0	0	0	0
Undervotes	0	0	0	0

Precinct 038

Statistics	TOTAL	EARLY	POLLS	PROV
Registered Voters - Total	2,341			
Ballots Cast - Total	560	525	35	0
Ballots Cast - Blank	0	0	0	0
Voter Turnout - Total	23.92%			

U.S. Representative In Congress Congressional District 7  
Vote For 1

	TOTAL	EARLY	POLLS	PROV
GRIJALVA, ADELITA	377	362	15	0
BUTIEREZ SR., DANIEL FRANCIS	163	143	20	0
QUINTANA, EDUARDO	13	13	0	0
GRAYSON, RICHARD	4	4	0	0
Write-In Totals	2	2	0	0
Write-In: Irwin Sr., Nathaniel James	0	0	0	0
Write-In: Di Genova, Trista ""Trista""	0	0	0	0
Write-In: Wood, Daniel	0	0	0	0
Write-In: Rose, James	2	2	0	0
Write-In: ~~~ Invalid Write-in ~~~	0	0	0	0
Write-In: Lavers, Cheval	0	0	0	0
Write-In: Beasley, Jeffrey "Jeff"	0	0	0	0
Write-In: Block, Avery	0	0	0	0
Write-In: Hatch, G. Sevilr	0	0	0	0
Write-In: McAllister, David McAllister	0	0	0	0
Not Assigned	0	0	0	0
Total Votes Cast	559	524	35	0
Overvotes	1	1	0	0
Undervotes	0	0	0	0

Summary Results Report  
2025 Special General Election  
September 23, 2025

OFFICIAL RESULTS

County of Pima, State of Arizona

Precinct 041

Statistics	TOTAL	EARLY	POLLS	PROV
Registered Voters - Total	8,757			
Ballots Cast - Total	2,073	1,903	168	2
Ballots Cast - Blank	1	1	0	0
Voter Turnout - Total	23.67%			

U.S. Representative In Congress Congressional District 7

Vote For 1

	TOTAL	EARLY	POLLS	PROV
GRIJALVA, ADELITA	1,378	1,327	50	1
BUTIEREZ SR., DANIEL FRANCIS	675	556	118	1
QUINTANA, EDUARDO	13	13	0	0
GRAYSON, RICHARD	3	3	0	0
Write-In Totals	3	3	0	0
Write-In: Irwin Sr., Nathaniel James	0	0	0	0
Write-In: Di Genova, Trista ""Trista""	0	0	0	0
Write-In: Wood, Daniel	0	0	0	0
Write-In: Rose, James	0	0	0	0
Write-In: ~~~ Invalid Write-in ~~~	3	3	0	0
Write-In: Lavers, Cheval	0	0	0	0
Write-In: Beasley, Jeffrey "Jeff"	0	0	0	0
Write-In: Block, Avery	0	0	0	0
Write-In: Hatch, G. Sevilr	0	0	0	0
Write-In: McAllister, David McAllister	0	0	0	0
Not Assigned	0	0	0	0
Total Votes Cast	2,072	1,902	168	2
Overvotes	0	0	0	0
Undervotes	1	1	0	0

Precinct 042

Statistics	TOTAL	EARLY	POLLS	PROV
Registered Voters - Total	4,529			
Ballots Cast - Total	955	908	47	0
Ballots Cast - Blank	1	1	0	0
Voter Turnout - Total	21.09%			

U.S. Representative In Congress Congressional District 7  
Vote For 1

	TOTAL	EARLY	POLLS	PROV
GRIJALVA, ADELITA	802	776	26	0
BUTIEREZ SR., DANIEL FRANCIS	128	108	20	0
QUINTANA, EDUARDO	17	16	1	0
GRAYSON, RICHARD	4	4	0	0
Write-In Totals	3	3	0	0
Write-In: Irwin Sr., Nathaniel James	0	0	0	0
Write-In: Di Genova, Trista ""Trista""	0	0	0	0
Write-In: Wood, Daniel	0	0	0	0
Write-In: Rose, James	0	0	0	0
Write-In: ~~~ Invalid Write-in ~~~	3	3	0	0
Write-In: Lavers, Cheval	0	0	0	0
Write-In: Beasley, Jeffrey "Jeff"	0	0	0	0
Write-In: Block, Avery	0	0	0	0
Write-In: Hatch, G. Seville	0	0	0	0
Write-In: McAllister, David McAllister	0	0	0	0
Not Assigned	0	0	0	0
Total Votes Cast	954	907	47	0
Overvotes	0	0	0	0
Undervotes	1	1	0	0

Precinct 043

Statistics	TOTAL	EARLY	POLLS	PROV
Registered Voters - Total	1,738			
Ballots Cast - Total	317	285	31	1
Ballots Cast - Blank	2	2	0	0
Voter Turnout - Total	18.24%			

U.S. Representative In Congress Congressional District 7  
Vote For 1

	TOTAL	EARLY	POLLS	PROV
GRIJALVA, ADELITA	262	238	23	1
BUTIEREZ SR., DANIEL FRANCIS	46	38	8	0
QUINTANA, EDUARDO	4	4	0	0
GRAYSON, RICHARD	0	0	0	0
Write-In Totals	3	3	0	0
Write-In: Irwin Sr., Nathaniel James	0	0	0	0
Write-In: Di Genova, Trista ""Trista""	2	2	0	0
Write-In: Wood, Daniel	0	0	0	0
Write-In: Rose, James	1	1	0	0
Write-In: ~~~ Invalid Write-in ~~~	0	0	0	0
Write-In: Lavers, Cheval	0	0	0	0
Write-In: Beasley, Jeffrey "Jeff"	0	0	0	0
Write-In: Block, Avery	0	0	0	0
Write-In: Hatch, G. Seveillr	0	0	0	0
Write-In: McAllister, David McAllister	0	0	0	0
Not Assigned	0	0	0	0
Total Votes Cast	315	283	31	1
Overvotes	0	0	0	0
Undervotes	2	2	0	0

Precinct 044

Statistics	TOTAL	EARLY	POLLS	PROV
Registered Voters - Total	2,494			
Ballots Cast - Total	583	555	28	0
Ballots Cast - Blank	1	1	0	0
Voter Turnout - Total	23.38%			

U.S. Representative In Congress Congressional District 7  
Vote For 1

	TOTAL	EARLY	POLLS	PROV
GRIJALVA, ADELITA	523	501	22	0
BUTIEREZ SR., DANIEL FRANCIS	46	40	6	0
QUINTANA, EDUARDO	11	11	0	0
GRAYSON, RICHARD	1	1	0	0
Write-In Totals	1	1	0	0
Write-In: Irwin Sr., Nathaniel James	0	0	0	0
Write-In: Di Genova, Trista ""Trista""	0	0	0	0
Write-In: Wood, Daniel	0	0	0	0
Write-In: Rose, James	0	0	0	0
Write-In: ~~~ Invalid Write-in ~~~	1	1	0	0
Write-In: Lavers, Cheval	0	0	0	0
Write-In: Beasley, Jeffrey "Jeff"	0	0	0	0
Write-In: Block, Avery	0	0	0	0
Write-In: Hatch, G. Sevilr	0	0	0	0
Write-In: McAllister, David McAllister	0	0	0	0
Not Assigned	0	0	0	0
Total Votes Cast	582	554	28	0
Overvotes	0	0	0	0
Undervotes	1	1	0	0

Precinct 045

Statistics	TOTAL	EARLY	POLLS	PROV
Registered Voters - Total	2,124			
Ballots Cast - Total	753	718	34	1
Ballots Cast - Blank	1	1	0	0
Voter Turnout - Total	35.45%			

U.S. Representative In Congress Congressional District 7  
Vote For 1

	TOTAL	EARLY	POLLS	PROV
GRIJALVA, ADELITA	669	643	25	1
BUTIEREZ SR., DANIEL FRANCIS	59	51	8	0
QUINTANA, EDUARDO	16	16	0	0
GRAYSON, RICHARD	3	3	0	0
Write-In Totals	5	4	1	0
Write-In: Irwin Sr., Nathaniel James	0	0	0	0
Write-In: Di Genova, Trista ""Trista""	0	0	0	0
Write-In: Wood, Daniel	0	0	0	0
Write-In: Rose, James	0	0	0	0
Write-In: ~~~ Invalid Write-in ~~~	5	4	1	0
Write-In: Lavers, Cheval	0	0	0	0
Write-In: Beasley, Jeffrey "Jeff"	0	0	0	0
Write-In: Block, Avery	0	0	0	0
Write-In: Hatch, G. Sevilr	0	0	0	0
Write-In: McAllister, David McAllister	0	0	0	0
Not Assigned	0	0	0	0
Total Votes Cast	752	717	34	1
Overvotes	0	0	0	0
Undervotes	1	1	0	0

Precinct 047

Statistics	TOTAL	EARLY	POLLS	PROV
Registered Voters - Total	4,266			
Ballots Cast - Total	790	741	49	0
Ballots Cast - Blank	0	0	0	0
Voter Turnout - Total	18.52%			

U.S. Representative In Congress Congressional District 7  
Vote For 1

	TOTAL	EARLY	POLLS	PROV
GRIJALVA, ADELITA	650	617	33	0
BUTIEREZ SR., DANIEL FRANCIS	120	106	14	0
QUINTANA, EDUARDO	10	9	1	0
GRAYSON, RICHARD	5	4	1	0
Write-In Totals	2	2	0	0
Write-In: Irwin Sr., Nathaniel James	0	0	0	0
Write-In: Di Genova, Trista ""Trista""	0	0	0	0
Write-In: Wood, Daniel	0	0	0	0
Write-In: Rose, James	0	0	0	0
Write-In: ~~~ Invalid Write-in ~~~	0	0	0	0
Write-In: Lavers, Cheval	0	0	0	0
Write-In: Beasley, Jeffrey "Jeff"	2	2	0	0
Write-In: Block, Avery	0	0	0	0
Write-In: Hatch, G. Sevilr	0	0	0	0
Write-In: McAllister, David McAllister	0	0	0	0
Not Assigned	0	0	0	0
Total Votes Cast	787	738	49	0
Overvotes	3	3	0	0
Undervotes	0	0	0	0

Precinct 048

Statistics	TOTAL	EARLY	POLLS	PROV
Registered Voters - Total	3,277			
Ballots Cast - Total	452	418	33	1
Ballots Cast - Blank	0	0	0	0
Voter Turnout - Total	13.79%			

U.S. Representative In Congress Congressional District 7  
Vote For 1

	TOTAL	EARLY	POLLS	PROV
GRIJALVA, ADELITA	309	298	11	0
BUTIEREZ SR., DANIEL FRANCIS	128	106	21	1
QUINTANA, EDUARDO	4	3	1	0
GRAYSON, RICHARD	6	6	0	0
Write-In Totals	5	5	0	0
Write-In: Irwin Sr., Nathaniel James	0	0	0	0
Write-In: Di Genova, Trista ""Trista""	1	1	0	0
Write-In: Wood, Daniel	0	0	0	0
Write-In: Rose, James	0	0	0	0
Write-In: ~~~ Invalid Write-in ~~~	4	4	0	0
Write-In: Lavers, Cheval	0	0	0	0
Write-In: Beasley, Jeffrey "Jeff"	0	0	0	0
Write-In: Block, Avery	0	0	0	0
Write-In: Hatch, G. Sevilr	0	0	0	0
Write-In: McAllister, David McAllister	0	0	0	0
Not Assigned	0	0	0	0
Total Votes Cast	452	418	33	1
Overvotes	0	0	0	0
Undervotes	0	0	0	0

Precinct 050

Statistics	TOTAL	EARLY	POLLS	PROV
Registered Voters - Total	2,785			
Ballots Cast - Total	520	497	23	0
Ballots Cast - Blank	0	0	0	0
Voter Turnout - Total	18.67%			

U.S. Representative In Congress Congressional District 7  
Vote For 1

	TOTAL	EARLY	POLLS	PROV
GRIJALVA, ADELITA	417	399	18	0
BUTIEREZ SR., DANIEL FRANCIS	97	92	5	0
QUINTANA, EDUARDO	5	5	0	0
GRAYSON, RICHARD	1	1	0	0
Write-In Totals	0	0	0	0
Write-In: Irwin Sr., Nathaniel James	0	0	0	0
Write-In: Di Genova, Trista ""Trista""	0	0	0	0
Write-In: Wood, Daniel	0	0	0	0
Write-In: Rose, James	0	0	0	0
Write-In: ~~~ Invalid Write-in ~~~	0	0	0	0
Write-In: Lavers, Cheval	0	0	0	0
Write-In: Beasley, Jeffrey "Jeff"	0	0	0	0
Write-In: Block, Avery	0	0	0	0
Write-In: Hatch, G. Sevilr	0	0	0	0
Write-In: McAllister, David McAllister	0	0	0	0
Not Assigned	0	0	0	0
Total Votes Cast	520	497	23	0
Overvotes	0	0	0	0
Undervotes	0	0	0	0

Precinct 051

Statistics	TOTAL	EARLY	POLLS	PROV
Registered Voters - Total	2,227			
Ballots Cast - Total	363	339	24	0
Ballots Cast - Blank	0	0	0	0
Voter Turnout - Total	16.30%			

U.S. Representative In Congress Congressional District 7  
Vote For 1

	TOTAL	EARLY	POLLS	PROV
GRIJALVA, ADELITA	297	278	19	0
BUTIEREZ SR., DANIEL FRANCIS	61	56	5	0
QUINTANA, EDUARDO	5	5	0	0
GRAYSON, RICHARD	0	0	0	0
Write-In Totals	0	0	0	0
Write-In: Irwin Sr., Nathaniel James	0	0	0	0
Write-In: Di Genova, Trista ""Trista""	0	0	0	0
Write-In: Wood, Daniel	0	0	0	0
Write-In: Rose, James	0	0	0	0
Write-In: ~~~ Invalid Write-in ~~~	0	0	0	0
Write-In: Lavers, Cheval	0	0	0	0
Write-In: Beasley, Jeffrey "Jeff"	0	0	0	0
Write-In: Block, Avery	0	0	0	0
Write-In: Hatch, G. Sevilr	0	0	0	0
Write-In: McAllister, David McAllister	0	0	0	0
Not Assigned	0	0	0	0
Total Votes Cast	363	339	24	0
Overvotes	0	0	0	0
Undervotes	0	0	0	0

Precinct 052

Statistics	TOTAL	EARLY	POLLS	PROV
Registered Voters - Total	2,562			
Ballots Cast - Total	458	428	30	0
Ballots Cast - Blank	1	1	0	0
Voter Turnout - Total	17.88%			

U.S. Representative In Congress Congressional District 7  
Vote For 1

	TOTAL	EARLY	POLLS	PROV
GRIJALVA, ADELITA	370	350	20	0
BUTIEREZ SR., DANIEL FRANCIS	77	67	10	0
QUINTANA, EDUARDO	8	8	0	0
GRAYSON, RICHARD	0	0	0	0
Write-In Totals	2	2	0	0
Write-In: Irwin Sr., Nathaniel James	0	0	0	0
Write-In: Di Genova, Trista ""Trista""	0	0	0	0
Write-In: Wood, Daniel	0	0	0	0
Write-In: Rose, James	0	0	0	0
Write-In: ~~~ Invalid Write-in ~~~	2	2	0	0
Write-In: Lavers, Cheval	0	0	0	0
Write-In: Beasley, Jeffrey "Jeff"	0	0	0	0
Write-In: Block, Avery	0	0	0	0
Write-In: Hatch, G. Sevilr	0	0	0	0
Write-In: McAllister, David McAllister	0	0	0	0
Not Assigned	0	0	0	0
Total Votes Cast	457	427	30	0
Overvotes	0	0	0	0
Undervotes	1	1	0	0

Precinct 053

Statistics	TOTAL	EARLY	POLLS	PROV
Registered Voters - Total	6,617			
Ballots Cast - Total	1,047	996	51	0
Ballots Cast - Blank	3	3	0	0
Voter Turnout - Total	15.82%			

U.S. Representative In Congress Congressional District 7  
Vote For 1

	TOTAL	EARLY	POLLS	PROV
GRIJALVA, ADELITA	815	786	29	0
BUTIEREZ SR., DANIEL FRANCIS	207	185	22	0
QUINTANA, EDUARDO	15	15	0	0
GRAYSON, RICHARD	5	5	0	0
Write-In Totals	2	2	0	0
Write-In: Irwin Sr., Nathaniel James	0	0	0	0
Write-In: Di Genova, Trista ""Trista""	0	0	0	0
Write-In: Wood, Daniel	0	0	0	0
Write-In: Rose, James	0	0	0	0
Write-In: ~~~ Invalid Write-in ~~~	2	2	0	0
Write-In: Lavers, Cheval	0	0	0	0
Write-In: Beasley, Jeffrey "Jeff"	0	0	0	0
Write-In: Block, Avery	0	0	0	0
Write-In: Hatch, G. Sevilr	0	0	0	0
Write-In: McAllister, David McAllister	0	0	0	0
Not Assigned	0	0	0	0
Total Votes Cast	1,044	993	51	0
Overvotes	0	0	0	0
Undervotes	3	3	0	0

Precinct 059

Statistics	TOTAL	EARLY	POLLS	PROV
Registered Voters - Total	2,253			
Ballots Cast - Total	485	454	31	0
Ballots Cast - Blank	0	0	0	0
Voter Turnout - Total	21.53%			

U.S. Representative In Congress Congressional District 7  
Vote For 1

	TOTAL	EARLY	POLLS	PROV
GRIJALVA, ADELITA	366	352	14	0
BUTIEREZ SR., DANIEL FRANCIS	109	92	17	0
QUINTANA, EDUARDO	4	4	0	0
GRAYSON, RICHARD	1	1	0	0
Write-In Totals	2	2	0	0
Write-In: Irwin Sr., Nathaniel James	0	0	0	0
Write-In: Di Genova, Trista ""Trista""	0	0	0	0
Write-In: Wood, Daniel	0	0	0	0
Write-In: Rose, James	0	0	0	0
Write-In: ~~~ Invalid Write-in ~~~	2	2	0	0
Write-In: Lavers, Cheval	0	0	0	0
Write-In: Beasley, Jeffrey "Jeff"	0	0	0	0
Write-In: Block, Avery	0	0	0	0
Write-In: Hatch, G. Sevilr	0	0	0	0
Write-In: McAllister, David McAllister	0	0	0	0
Not Assigned	0	0	0	0
Total Votes Cast	482	451	31	0
Overvotes	3	3	0	0
Undervotes	0	0	0	0

Summary Results Report  
2025 Special General Election  
September 23, 2025

OFFICIAL RESULTS

County of Pima, State of Arizona

Precinct 060

Statistics	TOTAL	EARLY	POLLS	PROV
Registered Voters - Total	2,098			
Ballots Cast - Total	559	468	90	1
Ballots Cast - Blank	1	1	0	0
Voter Turnout - Total	26.64%			

U.S. Representative In Congress Congressional District 7

Vote For 1

	TOTAL	EARLY	POLLS	PROV
GRIJALVA, ADELITA	286	259	27	0
BUTIEREZ SR., DANIEL FRANCIS	265	201	63	1
QUINTANA, EDUARDO	4	4	0	0
GRAYSON, RICHARD	1	1	0	0
Write-In Totals	2	2	0	0
Write-In: Irwin Sr., Nathaniel James	0	0	0	0
Write-In: Di Genova, Trista ""Trista""	0	0	0	0
Write-In: Wood, Daniel	0	0	0	0
Write-In: Rose, James	0	0	0	0
Write-In: ~~~ Invalid Write-in ~~~	1	1	0	0
Write-In: Lavers, Cheval	0	0	0	0
Write-In: Beasley, Jeffrey "Jeff"	1	1	0	0
Write-In: Block, Avery	0	0	0	0
Write-In: Hatch, G. Sevilr	0	0	0	0
Write-In: McAllister, David McAllister	0	0	0	0
Not Assigned	0	0	0	0
Total Votes Cast	558	467	90	1
Overvotes	0	0	0	0
Undervotes	1	1	0	0

Precinct 062

Statistics	TOTAL	EARLY	POLLS	PROV
Registered Voters - Total	3,496			
Ballots Cast - Total	243	217	26	0
Ballots Cast - Blank	0	0	0	0
Voter Turnout - Total	6.95%			

U.S. Representative In Congress Congressional District 7  
Vote For 1

	TOTAL	EARLY	POLLS	PROV
GRIJALVA, ADELITA	217	194	23	0
BUTIEREZ SR., DANIEL FRANCIS	20	19	1	0
QUINTANA, EDUARDO	6	4	2	0
GRAYSON, RICHARD	0	0	0	0
Write-In Totals	0	0	0	0
Write-In: Irwin Sr., Nathaniel James	0	0	0	0
Write-In: Di Genova, Trista ""Trista""	0	0	0	0
Write-In: Wood, Daniel	0	0	0	0
Write-In: Rose, James	0	0	0	0
Write-In: ~~~ Invalid Write-in ~~~	0	0	0	0
Write-In: Lavers, Cheval	0	0	0	0
Write-In: Beasley, Jeffrey "Jeff"	0	0	0	0
Write-In: Block, Avery	0	0	0	0
Write-In: Hatch, G. Sevilr	0	0	0	0
Write-In: McAllister, David McAllister	0	0	0	0
Not Assigned	0	0	0	0
Total Votes Cast	243	217	26	0
Overvotes	0	0	0	0
Undervotes	0	0	0	0

Precinct 063

Statistics	TOTAL	EARLY	POLLS	PROV
Registered Voters - Total	1,486			
Ballots Cast - Total	673	654	19	0
Ballots Cast - Blank	2	2	0	0
Voter Turnout - Total	45.29%			

U.S. Representative In Congress Congressional District 7  
Vote For 1

	TOTAL	EARLY	POLLS	PROV
GRIJALVA, ADELITA	579	566	13	0
BUTIEREZ SR., DANIEL FRANCIS	77	72	5	0
QUINTANA, EDUARDO	12	12	0	0
GRAYSON, RICHARD	2	1	1	0
Write-In Totals	1	1	0	0
Write-In: Irwin Sr., Nathaniel James	0	0	0	0
Write-In: Di Genova, Trista ""Trista""	0	0	0	0
Write-In: Wood, Daniel	0	0	0	0
Write-In: Rose, James	0	0	0	0
Write-In: ~~~ Invalid Write-in ~~~	1	1	0	0
Write-In: Lavers, Cheval	0	0	0	0
Write-In: Beasley, Jeffrey "Jeff"	0	0	0	0
Write-In: Block, Avery	0	0	0	0
Write-In: Hatch, G. Seville	0	0	0	0
Write-In: McAllister, David McAllister	0	0	0	0
Not Assigned	0	0	0	0
Total Votes Cast	671	652	19	0
Overvotes	0	0	0	0
Undervotes	2	2	0	0

Precinct 064

Statistics	TOTAL	EARLY	POLLS	PROV
Registered Voters - Total	2,468			
Ballots Cast - Total	321	306	14	1
Ballots Cast - Blank	1	1	0	0
Voter Turnout - Total	13.01%			

U.S. Representative In Congress Congressional District 7  
Vote For 1

	TOTAL	EARLY	POLLS	PROV
GRIJALVA, ADELITA	263	255	8	0
BUTIEREZ SR., DANIEL FRANCIS	50	44	5	1
QUINTANA, EDUARDO	3	3	0	0
GRAYSON, RICHARD	1	0	1	0
Write-In Totals	0	0	0	0
Write-In: Irwin Sr., Nathaniel James	0	0	0	0
Write-In: Di Genova, Trista ""Trista""	0	0	0	0
Write-In: Wood, Daniel	0	0	0	0
Write-In: Rose, James	0	0	0	0
Write-In: ~~~ Invalid Write-in ~~~	0	0	0	0
Write-In: Lavers, Cheval	0	0	0	0
Write-In: Beasley, Jeffrey "Jeff"	0	0	0	0
Write-In: Block, Avery	0	0	0	0
Write-In: Hatch, G. Sevilr	0	0	0	0
Write-In: McAllister, David McAllister	0	0	0	0
Not Assigned	0	0	0	0
Total Votes Cast	317	302	14	1
Overvotes	3	3	0	0
Undervotes	1	1	0	0

Precinct 066

Statistics	TOTAL	EARLY	POLLS	PROV
Registered Voters - Total	3,498			
Ballots Cast - Total	511	488	23	0
Ballots Cast - Blank	2	2	0	0
Voter Turnout - Total	14.61%			

U.S. Representative In Congress Congressional District 7  
Vote For 1

	TOTAL	EARLY	POLLS	PROV
GRIJALVA, ADELITA	410	397	13	0
BUTIEREZ SR., DANIEL FRANCIS	91	81	10	0
QUINTANA, EDUARDO	5	5	0	0
GRAYSON, RICHARD	1	1	0	0
Write-In Totals	2	2	0	0
Write-In: Irwin Sr., Nathaniel James	0	0	0	0
Write-In: Di Genova, Trista ""Trista""	0	0	0	0
Write-In: Wood, Daniel	0	0	0	0
Write-In: Rose, James	0	0	0	0
Write-In: ~~~ Invalid Write-in ~~~	2	2	0	0
Write-In: Lavers, Cheval	0	0	0	0
Write-In: Beasley, Jeffrey "Jeff"	0	0	0	0
Write-In: Block, Avery	0	0	0	0
Write-In: Hatch, G. Sevilr	0	0	0	0
Write-In: McAllister, David McAllister	0	0	0	0
Not Assigned	0	0	0	0
Total Votes Cast	509	486	23	0
Overvotes	0	0	0	0
Undervotes	2	2	0	0

Precinct 068

Statistics	TOTAL	EARLY	POLLS	PROV
Registered Voters - Total	1,515			
Ballots Cast - Total	562	534	28	0
Ballots Cast - Blank	0	0	0	0
Voter Turnout - Total	37.10%			

U.S. Representative In Congress Congressional District 7  
Vote For 1

	TOTAL	EARLY	POLLS	PROV
GRIJALVA, ADELITA	471	456	15	0
BUTIEREZ SR., DANIEL FRANCIS	83	70	13	0
QUINTANA, EDUARDO	7	7	0	0
GRAYSON, RICHARD	0	0	0	0
Write-In Totals	1	1	0	0
Write-In: Irwin Sr., Nathaniel James	0	0	0	0
Write-In: Di Genova, Trista ""Trista""	0	0	0	0
Write-In: Wood, Daniel	0	0	0	0
Write-In: Rose, James	0	0	0	0
Write-In: ~~~ Invalid Write-in ~~~	1	1	0	0
Write-In: Lavers, Cheval	0	0	0	0
Write-In: Beasley, Jeffrey "Jeff"	0	0	0	0
Write-In: Block, Avery	0	0	0	0
Write-In: Hatch, G. Sevilr	0	0	0	0
Write-In: McAllister, David McAllister	0	0	0	0
Not Assigned	0	0	0	0
Total Votes Cast	562	534	28	0
Overvotes	0	0	0	0
Undervotes	0	0	0	0

Precinct 070

Statistics	TOTAL	EARLY	POLLS	PROV
Registered Voters - Total	763			
Ballots Cast - Total	353	308	43	2
Ballots Cast - Blank	0	0	0	0
Voter Turnout - Total	46.26%			

U.S. Representative In Congress Congressional District 7  
Vote For 1

	TOTAL	EARLY	POLLS	PROV
GRIJALVA, ADELITA	226	211	15	0
BUTIEREZ SR., DANIEL FRANCIS	123	94	27	2
QUINTANA, EDUARDO	4	3	1	0
GRAYSON, RICHARD	0	0	0	0
Write-In Totals	0	0	0	0
Write-In: Irwin Sr., Nathaniel James	0	0	0	0
Write-In: Di Genova, Trista ""Trista""	0	0	0	0
Write-In: Wood, Daniel	0	0	0	0
Write-In: Rose, James	0	0	0	0
Write-In: ~~~ Invalid Write-in ~~~	0	0	0	0
Write-In: Lavers, Cheval	0	0	0	0
Write-In: Beasley, Jeffrey "Jeff"	0	0	0	0
Write-In: Block, Avery	0	0	0	0
Write-In: Hatch, G. Sevilr	0	0	0	0
Write-In: McAllister, David McAllister	0	0	0	0
Not Assigned	0	0	0	0
Total Votes Cast	353	308	43	2
Overvotes	0	0	0	0
Undervotes	0	0	0	0

Precinct 071

Statistics	TOTAL	EARLY	POLLS	PROV
Registered Voters - Total	197			
Ballots Cast - Total	43	29	14	0
Ballots Cast - Blank	0	0	0	0
Voter Turnout - Total	21.83%			

U.S. Representative In Congress Congressional District 7  
Vote For 1

	TOTAL	EARLY	POLLS	PROV
GRIJALVA, ADELITA	41	27	14	0
BUTIEREZ SR., DANIEL FRANCIS	2	2	0	0
QUINTANA, EDUARDO	0	0	0	0
GRAYSON, RICHARD	0	0	0	0
Write-In Totals	0	0	0	0
Write-In: Irwin Sr., Nathaniel James	0	0	0	0
Write-In: Di Genova, Trista ""Trista""	0	0	0	0
Write-In: Wood, Daniel	0	0	0	0
Write-In: Rose, James	0	0	0	0
Write-In: ~~~ Invalid Write-in ~~~	0	0	0	0
Write-In: Lavers, Cheval	0	0	0	0
Write-In: Beasley, Jeffrey "Jeff"	0	0	0	0
Write-In: Block, Avery	0	0	0	0
Write-In: Hatch, G. Seveillr	0	0	0	0
Write-In: McAllister, David McAllister	0	0	0	0
Not Assigned	0	0	0	0
Total Votes Cast	43	29	14	0
Overvotes	0	0	0	0
Undervotes	0	0	0	0

Precinct 073

Statistics	TOTAL	EARLY	POLLS	PROV
Registered Voters - Total	2,750			
Ballots Cast - Total	1,205	1,159	46	0
Ballots Cast - Blank	2	2	0	0
Voter Turnout - Total	43.82%			

U.S. Representative In Congress Congressional District 7  
Vote For 1

	TOTAL	EARLY	POLLS	PROV
GRIJALVA, ADELITA	1,036	1,001	35	0
BUTIEREZ SR., DANIEL FRANCIS	146	135	11	0
QUINTANA, EDUARDO	16	16	0	0
GRAYSON, RICHARD	4	4	0	0
Write-In Totals	1	1	0	0
Write-In: Irwin Sr., Nathaniel James	0	0	0	0
Write-In: Di Genova, Trista ""Trista""	0	0	0	0
Write-In: Wood, Daniel	0	0	0	0
Write-In: Rose, James	0	0	0	0
Write-In: ~~~ Invalid Write-in ~~~	1	1	0	0
Write-In: Lavers, Cheval	0	0	0	0
Write-In: Beasley, Jeffrey "Jeff"	0	0	0	0
Write-In: Block, Avery	0	0	0	0
Write-In: Hatch, G. Sevilr	0	0	0	0
Write-In: McAllister, David McAllister	0	0	0	0
Not Assigned	0	0	0	0
Total Votes Cast	1,203	1,157	46	0
Overvotes	0	0	0	0
Undervotes	2	2	0	0

Precinct 076

Statistics	TOTAL	EARLY	POLLS	PROV
Registered Voters - Total	415			
Ballots Cast - Total	93	55	37	1
Ballots Cast - Blank	0	0	0	0
Voter Turnout - Total	22.41%			

U.S. Representative In Congress Congressional District 7  
Vote For 1

	TOTAL	EARLY	POLLS	PROV
GRIJALVA, ADELITA	89	51	37	1
BUTIEREZ SR., DANIEL FRANCIS	2	2	0	0
QUINTANA, EDUARDO	1	1	0	0
GRAYSON, RICHARD	0	0	0	0
Write-In Totals	1	1	0	0
Write-In: Irwin Sr., Nathaniel James	0	0	0	0
Write-In: Di Genova, Trista ""Trista""	0	0	0	0
Write-In: Wood, Daniel	0	0	0	0
Write-In: Rose, James	0	0	0	0
Write-In: ~~~ Invalid Write-in ~~~	1	1	0	0
Write-In: Lavers, Cheval	0	0	0	0
Write-In: Beasley, Jeffrey "Jeff"	0	0	0	0
Write-In: Block, Avery	0	0	0	0
Write-In: Hatch, G. Sevilr	0	0	0	0
Write-In: McAllister, David McAllister	0	0	0	0
Not Assigned	0	0	0	0
Total Votes Cast	93	55	37	1
Overvotes	0	0	0	0
Undervotes	0	0	0	0

Precinct 078

Statistics	TOTAL	EARLY	POLLS	PROV
Registered Voters - Total	1,855			
Ballots Cast - Total	719	694	25	0
Ballots Cast - Blank	0	0	0	0
Voter Turnout - Total	38.76%			

U.S. Representative In Congress Congressional District 7  
Vote For 1

	TOTAL	EARLY	POLLS	PROV
GRIJALVA, ADELITA	620	602	18	0
BUTIEREZ SR., DANIEL FRANCIS	85	78	7	0
QUINTANA, EDUARDO	9	9	0	0
GRAYSON, RICHARD	4	4	0	0
Write-In Totals	1	1	0	0
Write-In: Irwin Sr., Nathaniel James	0	0	0	0
Write-In: Di Genova, Trista ""Trista""	0	0	0	0
Write-In: Wood, Daniel	0	0	0	0
Write-In: Rose, James	0	0	0	0
Write-In: ~~~ Invalid Write-in ~~~	1	1	0	0
Write-In: Lavers, Cheval	0	0	0	0
Write-In: Beasley, Jeffrey "Jeff"	0	0	0	0
Write-In: Block, Avery	0	0	0	0
Write-In: Hatch, G. Sevilr	0	0	0	0
Write-In: McAllister, David McAllister	0	0	0	0
Not Assigned	0	0	0	0
Total Votes Cast	719	694	25	0
Overvotes	0	0	0	0
Undervotes	0	0	0	0

Precinct 080

Statistics	TOTAL	EARLY	POLLS	PROV
Registered Voters - Total	2,812			
Ballots Cast - Total	995	961	32	2
Ballots Cast - Blank	3	3	0	0
Voter Turnout - Total	35.38%			

U.S. Representative In Congress Congressional District 7  
Vote For 1

	TOTAL	EARLY	POLLS	PROV
GRIJALVA, ADELITA	802	780	20	2
BUTIEREZ SR., DANIEL FRANCIS	165	153	12	0
QUINTANA, EDUARDO	17	17	0	0
GRAYSON, RICHARD	3	3	0	0
Write-In Totals	5	5	0	0
Write-In: Irwin Sr., Nathaniel James	0	0	0	0
Write-In: Di Genova, Trista ""Trista""	0	0	0	0
Write-In: Wood, Daniel	0	0	0	0
Write-In: Rose, James	0	0	0	0
Write-In: ~~~ Invalid Write-in ~~~	5	5	0	0
Write-In: Lavers, Cheval	0	0	0	0
Write-In: Beasley, Jeffrey "Jeff"	0	0	0	0
Write-In: Block, Avery	0	0	0	0
Write-In: Hatch, G. Sevilr	0	0	0	0
Write-In: McAllister, David McAllister	0	0	0	0
Not Assigned	0	0	0	0
Total Votes Cast	992	958	32	2
Overvotes	0	0	0	0
Undervotes	3	3	0	0

Precinct 082

Statistics	TOTAL	EARLY	POLLS	PROV
Registered Voters - Total	2,316			
Ballots Cast - Total	960	902	56	2
Ballots Cast - Blank	1	1	0	0
Voter Turnout - Total	41.45%			

U.S. Representative In Congress Congressional District 7  
Vote For 1

	TOTAL	EARLY	POLLS	PROV
GRIJALVA, ADELITA	807	766	40	1
BUTIEREZ SR., DANIEL FRANCIS	137	121	15	1
QUINTANA, EDUARDO	9	9	0	0
GRAYSON, RICHARD	5	4	1	0
Write-In Totals	1	1	0	0
Write-In: Irwin Sr., Nathaniel James	0	0	0	0
Write-In: Di Genova, Trista ""Trista""	0	0	0	0
Write-In: Wood, Daniel	0	0	0	0
Write-In: Rose, James	0	0	0	0
Write-In: ~~~ Invalid Write-in ~~~	1	1	0	0
Write-In: Lavers, Cheval	0	0	0	0
Write-In: Beasley, Jeffrey "Jeff"	0	0	0	0
Write-In: Block, Avery	0	0	0	0
Write-In: Hatch, G. Seveillr	0	0	0	0
Write-In: McAllister, David McAllister	0	0	0	0
Not Assigned	0	0	0	0
Total Votes Cast	959	901	56	2
Overvotes	0	0	0	0
Undervotes	1	1	0	0

Precinct 083

Statistics	TOTAL	EARLY	POLLS	PROV
Registered Voters - Total	2,328			
Ballots Cast - Total	844	729	115	0
Ballots Cast - Blank	0	0	0	0
Voter Turnout - Total	36.25%			

U.S. Representative In Congress Congressional District 7  
Vote For 1

	TOTAL	EARLY	POLLS	PROV
GRIJALVA, ADELITA	339	321	18	0
BUTIEREZ SR., DANIEL FRANCIS	499	403	96	0
QUINTANA, EDUARDO	3	2	1	0
GRAYSON, RICHARD	2	2	0	0
Write-In Totals	1	1	0	0
Write-In: Irwin Sr., Nathaniel James	0	0	0	0
Write-In: Di Genova, Trista ""Trista""	0	0	0	0
Write-In: Wood, Daniel	0	0	0	0
Write-In: Rose, James	0	0	0	0
Write-In: ~~~ Invalid Write-in ~~~	1	1	0	0
Write-In: Lavers, Cheval	0	0	0	0
Write-In: Beasley, Jeffrey "Jeff"	0	0	0	0
Write-In: Block, Avery	0	0	0	0
Write-In: Hatch, G. Sevilr	0	0	0	0
Write-In: McAllister, David McAllister	0	0	0	0
Not Assigned	0	0	0	0
Total Votes Cast	844	729	115	0
Overvotes	0	0	0	0
Undervotes	0	0	0	0

Precinct 086

Statistics	TOTAL	EARLY	POLLS	PROV
Registered Voters - Total	4,214			
Ballots Cast - Total	1,159	1,098	61	0
Ballots Cast - Blank	1	1	0	0
Voter Turnout - Total	27.50%			

U.S. Representative In Congress Congressional District 7  
Vote For 1

	TOTAL	EARLY	POLLS	PROV
GRIJALVA, ADELITA	928	884	44	0
BUTIEREZ SR., DANIEL FRANCIS	204	187	17	0
QUINTANA, EDUARDO	15	15	0	0
GRAYSON, RICHARD	9	9	0	0
Write-In Totals	1	1	0	0
Write-In: Irwin Sr., Nathaniel James	0	0	0	0
Write-In: Di Genova, Trista ""Trista""	0	0	0	0
Write-In: Wood, Daniel	0	0	0	0
Write-In: Rose, James	0	0	0	0
Write-In: ~~~ Invalid Write-in ~~~	1	1	0	0
Write-In: Lavers, Cheval	0	0	0	0
Write-In: Beasley, Jeffrey "Jeff"	0	0	0	0
Write-In: Block, Avery	0	0	0	0
Write-In: Hatch, G. Sevilr	0	0	0	0
Write-In: McAllister, David McAllister	0	0	0	0
Not Assigned	0	0	0	0
Total Votes Cast	1,157	1,096	61	0
Overvotes	1	1	0	0
Undervotes	1	1	0	0

Precinct 092

Statistics	TOTAL	EARLY	POLLS	PROV
Registered Voters - Total	3,268			
Ballots Cast - Total	1,578	1,460	117	1
Ballots Cast - Blank	0	0	0	0
Voter Turnout - Total	48.29%			

U.S. Representative In Congress Congressional District 7  
Vote For 1

	TOTAL	EARLY	POLLS	PROV
GRIJALVA, ADELITA	1,005	969	35	1
BUTIEREZ SR., DANIEL FRANCIS	555	475	80	0
QUINTANA, EDUARDO	10	8	2	0
GRAYSON, RICHARD	5	5	0	0
Write-In Totals	3	3	0	0
Write-In: Irwin Sr., Nathaniel James	0	0	0	0
Write-In: Di Genova, Trista ""Trista""	0	0	0	0
Write-In: Wood, Daniel	0	0	0	0
Write-In: Rose, James	0	0	0	0
Write-In: ~~~ Invalid Write-in ~~~	3	3	0	0
Write-In: Lavers, Cheval	0	0	0	0
Write-In: Beasley, Jeffrey "Jeff"	0	0	0	0
Write-In: Block, Avery	0	0	0	0
Write-In: Hatch, G. Sevilr	0	0	0	0
Write-In: McAllister, David McAllister	0	0	0	0
Not Assigned	0	0	0	0
Total Votes Cast	1,578	1,460	117	1
Overvotes	0	0	0	0
Undervotes	0	0	0	0

Precinct 096

Statistics	TOTAL	EARLY	POLLS	PROV
Registered Voters - Total	2,516			
Ballots Cast - Total	1,074	1,014	59	1
Ballots Cast - Blank	0	0	0	0
Voter Turnout - Total	42.69%			

U.S. Representative In Congress Congressional District 7  
Vote For 1

	TOTAL	EARLY	POLLS	PROV
GRIJALVA, ADELITA	877	850	26	1
BUTIEREZ SR., DANIEL FRANCIS	182	150	32	0
QUINTANA, EDUARDO	6	5	1	0
GRAYSON, RICHARD	4	4	0	0
Write-In Totals	5	5	0	0
Write-In: Irwin Sr., Nathaniel James	0	0	0	0
Write-In: Di Genova, Trista ""Trista""	0	0	0	0
Write-In: Wood, Daniel	0	0	0	0
Write-In: Rose, James	0	0	0	0
Write-In: ~~~ Invalid Write-in ~~~	5	5	0	0
Write-In: Lavers, Cheval	0	0	0	0
Write-In: Beasley, Jeffrey "Jeff"	0	0	0	0
Write-In: Block, Avery	0	0	0	0
Write-In: Hatch, G. Sevilr	0	0	0	0
Write-In: McAllister, David McAllister	0	0	0	0
Not Assigned	0	0	0	0
Total Votes Cast	1,074	1,014	59	1
Overvotes	0	0	0	0
Undervotes	0	0	0	0

Precinct 097

Statistics	TOTAL	EARLY	POLLS	PROV
Registered Voters - Total	2,107			
Ballots Cast - Total	763	703	59	1
Ballots Cast - Blank	0	0	0	0
Voter Turnout - Total	36.21%			

U.S. Representative In Congress Congressional District 7  
Vote For 1

	TOTAL	EARLY	POLLS	PROV
GRIJALVA, ADELITA	579	547	31	1
BUTIEREZ SR., DANIEL FRANCIS	164	137	27	0
QUINTANA, EDUARDO	14	13	1	0
GRAYSON, RICHARD	3	3	0	0
Write-In Totals	3	3	0	0
Write-In: Irwin Sr., Nathaniel James	0	0	0	0
Write-In: Di Genova, Trista ""Trista""	0	0	0	0
Write-In: Wood, Daniel	0	0	0	0
Write-In: Rose, James	0	0	0	0
Write-In: ~~~ Invalid Write-in ~~~	3	3	0	0
Write-In: Lavers, Cheval	0	0	0	0
Write-In: Beasley, Jeffrey "Jeff"	0	0	0	0
Write-In: Block, Avery	0	0	0	0
Write-In: Hatch, G. Sevilr	0	0	0	0
Write-In: McAllister, David McAllister	0	0	0	0
Not Assigned	0	0	0	0
Total Votes Cast	763	703	59	1
Overvotes	0	0	0	0
Undervotes	0	0	0	0

Precinct 098

Statistics	TOTAL	EARLY	POLLS	PROV
Registered Voters - Total	3,525			
Ballots Cast - Total	793	747	46	0
Ballots Cast - Blank	0	0	0	0
Voter Turnout - Total	22.50%			

U.S. Representative In Congress Congressional District 7  
Vote For 1

	TOTAL	EARLY	POLLS	PROV
GRIJALVA, ADELITA	593	562	31	0
BUTIEREZ SR., DANIEL FRANCIS	178	164	14	0
QUINTANA, EDUARDO	13	12	1	0
GRAYSON, RICHARD	7	7	0	0
Write-In Totals	1	1	0	0
Write-In: Irwin Sr., Nathaniel James	0	0	0	0
Write-In: Di Genova, Trista ""Trista""	0	0	0	0
Write-In: Wood, Daniel	0	0	0	0
Write-In: Rose, James	0	0	0	0
Write-In: ~~~ Invalid Write-in ~~~	1	1	0	0
Write-In: Lavers, Cheval	0	0	0	0
Write-In: Beasley, Jeffrey "Jeff"	0	0	0	0
Write-In: Block, Avery	0	0	0	0
Write-In: Hatch, G. Sevilr	0	0	0	0
Write-In: McAllister, David McAllister	0	0	0	0
Not Assigned	0	0	0	0
Total Votes Cast	792	746	46	0
Overvotes	1	1	0	0
Undervotes	0	0	0	0

Precinct 101

Statistics	TOTAL	EARLY	POLLS	PROV
Registered Voters - Total	2,159			
Ballots Cast - Total	812	727	84	1
Ballots Cast - Blank	0	0	0	0
Voter Turnout - Total	37.61%			

U.S. Representative In Congress Congressional District 7  
Vote For 1

	TOTAL	EARLY	POLLS	PROV
GRIJALVA, ADELITA	430	417	13	0
BUTIEREZ SR., DANIEL FRANCIS	370	298	71	1
QUINTANA, EDUARDO	6	6	0	0
GRAYSON, RICHARD	6	6	0	0
Write-In Totals	0	0	0	0
Write-In: Irwin Sr., Nathaniel James	0	0	0	0
Write-In: Di Genova, Trista ""Trista""	0	0	0	0
Write-In: Wood, Daniel	0	0	0	0
Write-In: Rose, James	0	0	0	0
Write-In: ~~~ Invalid Write-in ~~~	0	0	0	0
Write-In: Lavers, Cheval	0	0	0	0
Write-In: Beasley, Jeffrey "Jeff"	0	0	0	0
Write-In: Block, Avery	0	0	0	0
Write-In: Hatch, G. Sevilr	0	0	0	0
Write-In: McAllister, David McAllister	0	0	0	0
Not Assigned	0	0	0	0
Total Votes Cast	812	727	84	1
Overvotes	0	0	0	0
Undervotes	0	0	0	0

Precinct 102

Statistics	TOTAL	EARLY	POLLS	PROV
Registered Voters - Total	951			
Ballots Cast - Total	164	145	19	0
Ballots Cast - Blank	0	0	0	0
Voter Turnout - Total	17.24%			

U.S. Representative In Congress Congressional District 7  
Vote For 1

	TOTAL	EARLY	POLLS	PROV
GRIJALVA, ADELITA	102	97	5	0
BUTIEREZ SR., DANIEL FRANCIS	58	44	14	0
QUINTANA, EDUARDO	1	1	0	0
GRAYSON, RICHARD	2	2	0	0
Write-In Totals	1	1	0	0
Write-In: Irwin Sr., Nathaniel James	0	0	0	0
Write-In: Di Genova, Trista ""Trista""	0	0	0	0
Write-In: Wood, Daniel	0	0	0	0
Write-In: Rose, James	0	0	0	0
Write-In: ~~~ Invalid Write-in ~~~	1	1	0	0
Write-In: Lavers, Cheval	0	0	0	0
Write-In: Beasley, Jeffrey "Jeff"	0	0	0	0
Write-In: Block, Avery	0	0	0	0
Write-In: Hatch, G. Sevilr	0	0	0	0
Write-In: McAllister, David McAllister	0	0	0	0
Not Assigned	0	0	0	0
Total Votes Cast	164	145	19	0
Overvotes	0	0	0	0
Undervotes	0	0	0	0

Precinct 105

Statistics	TOTAL	EARLY	POLLS	PROV
Registered Voters - Total	2,229			
Ballots Cast - Total	485	456	28	1
Ballots Cast - Blank	0	0	0	0
Voter Turnout - Total	21.76%			

U.S. Representative In Congress Congressional District 7  
Vote For 1

	TOTAL	EARLY	POLLS	PROV
GRIJALVA, ADELITA	318	310	7	1
BUTIEREZ SR., DANIEL FRANCIS	158	137	21	0
QUINTANA, EDUARDO	3	3	0	0
GRAYSON, RICHARD	6	6	0	0
Write-In Totals	0	0	0	0
Write-In: Irwin Sr., Nathaniel James	0	0	0	0
Write-In: Di Genova, Trista ""Trista""	0	0	0	0
Write-In: Wood, Daniel	0	0	0	0
Write-In: Rose, James	0	0	0	0
Write-In: ~~~ Invalid Write-in ~~~	0	0	0	0
Write-In: Lavers, Cheval	0	0	0	0
Write-In: Beasley, Jeffrey "Jeff"	0	0	0	0
Write-In: Block, Avery	0	0	0	0
Write-In: Hatch, G. Sevilr	0	0	0	0
Write-In: McAllister, David McAllister	0	0	0	0
Not Assigned	0	0	0	0
Total Votes Cast	485	456	28	1
Overvotes	0	0	0	0
Undervotes	0	0	0	0

Precinct 110

Statistics	TOTAL	EARLY	POLLS	PROV
Registered Voters - Total	2,412			
Ballots Cast - Total	299	235	64	0
Ballots Cast - Blank	0	0	0	0
Voter Turnout - Total	12.40%			

U.S. Representative In Congress Congressional District 7  
Vote For 1

	TOTAL	EARLY	POLLS	PROV
GRIJALVA, ADELITA	270	211	59	0
BUTIEREZ SR., DANIEL FRANCIS	27	22	5	0
QUINTANA, EDUARDO	1	1	0	0
GRAYSON, RICHARD	1	1	0	0
Write-In Totals	0	0	0	0
Write-In: Irwin Sr., Nathaniel James	0	0	0	0
Write-In: Di Genova, Trista ""Trista""	0	0	0	0
Write-In: Wood, Daniel	0	0	0	0
Write-In: Rose, James	0	0	0	0
Write-In: ~~~ Invalid Write-in ~~~	0	0	0	0
Write-In: Lavers, Cheval	0	0	0	0
Write-In: Beasley, Jeffrey "Jeff"	0	0	0	0
Write-In: Block, Avery	0	0	0	0
Write-In: Hatch, G. Sevilr	0	0	0	0
Write-In: McAllister, David McAllister	0	0	0	0
Not Assigned	0	0	0	0
Total Votes Cast	299	235	64	0
Overvotes	0	0	0	0
Undervotes	0	0	0	0

Precinct 111

Statistics	TOTAL	EARLY	POLLS	PROV
Registered Voters - Total	2,213			
Ballots Cast - Total	813	776	36	1
Ballots Cast - Blank	0	0	0	0
Voter Turnout - Total	36.74%			

U.S. Representative In Congress Congressional District 7  
Vote For 1

	TOTAL	EARLY	POLLS	PROV
GRIJALVA, ADELITA	578	558	19	1
BUTIEREZ SR., DANIEL FRANCIS	219	204	15	0
QUINTANA, EDUARDO	10	10	0	0
GRAYSON, RICHARD	5	4	1	0
Write-In Totals	0	0	0	0
Write-In: Irwin Sr., Nathaniel James	0	0	0	0
Write-In: Di Genova, Trista ""Trista""	0	0	0	0
Write-In: Wood, Daniel	0	0	0	0
Write-In: Rose, James	0	0	0	0
Write-In: ~~~ Invalid Write-in ~~~	0	0	0	0
Write-In: Lavers, Cheval	0	0	0	0
Write-In: Beasley, Jeffrey "Jeff"	0	0	0	0
Write-In: Block, Avery	0	0	0	0
Write-In: Hatch, G. Sevilr	0	0	0	0
Write-In: McAllister, David McAllister	0	0	0	0
Not Assigned	0	0	0	0
Total Votes Cast	812	776	35	1
Overvotes	1	0	1	0
Undervotes	0	0	0	0

Precinct 113

Statistics	TOTAL	EARLY	POLLS	PROV
Registered Voters - Total	3,486			
Ballots Cast - Total	786	721	64	1
Ballots Cast - Blank	0	0	0	0
Voter Turnout - Total	22.55%			

U.S. Representative In Congress Congressional District 7  
Vote For 1

	TOTAL	EARLY	POLLS	PROV
GRIJALVA, ADELITA	486	465	20	1
BUTIEREZ SR., DANIEL FRANCIS	284	240	44	0
QUINTANA, EDUARDO	7	7	0	0
GRAYSON, RICHARD	5	5	0	0
Write-In Totals	4	4	0	0
Write-In: Irwin Sr., Nathaniel James	0	0	0	0
Write-In: Di Genova, Trista ""Trista""	0	0	0	0
Write-In: Wood, Daniel	0	0	0	0
Write-In: Rose, James	0	0	0	0
Write-In: ~~~ Invalid Write-in ~~~	4	4	0	0
Write-In: Lavers, Cheval	0	0	0	0
Write-In: Beasley, Jeffrey "Jeff"	0	0	0	0
Write-In: Block, Avery	0	0	0	0
Write-In: Hatch, G. Sevilr	0	0	0	0
Write-In: McAllister, David McAllister	0	0	0	0
Not Assigned	0	0	0	0
Total Votes Cast	786	721	64	1
Overvotes	0	0	0	0
Undervotes	0	0	0	0

Precinct 117

Statistics	TOTAL	EARLY	POLLS	PROV
Registered Voters - Total	2,654			
Ballots Cast - Total	840	810	30	0
Ballots Cast - Blank	0	0	0	0
Voter Turnout - Total	31.65%			

U.S. Representative In Congress Congressional District 7  
Vote For 1

	TOTAL	EARLY	POLLS	PROV
GRIJALVA, ADELITA	583	571	12	0
BUTIEREZ SR., DANIEL FRANCIS	242	224	18	0
QUINTANA, EDUARDO	11	11	0	0
GRAYSON, RICHARD	1	1	0	0
Write-In Totals	3	3	0	0
Write-In: Irwin Sr., Nathaniel James	0	0	0	0
Write-In: Di Genova, Trista ""Trista""	0	0	0	0
Write-In: Wood, Daniel	0	0	0	0
Write-In: Rose, James	0	0	0	0
Write-In: ~~~ Invalid Write-in ~~~	3	3	0	0
Write-In: Lavers, Cheval	0	0	0	0
Write-In: Beasley, Jeffrey "Jeff"	0	0	0	0
Write-In: Block, Avery	0	0	0	0
Write-In: Hatch, G. Sevilr	0	0	0	0
Write-In: McAllister, David McAllister	0	0	0	0
Not Assigned	0	0	0	0
Total Votes Cast	840	810	30	0
Overvotes	0	0	0	0
Undervotes	0	0	0	0

Precinct 119

Statistics	TOTAL	EARLY	POLLS	PROV
Registered Voters - Total	2,363			
Ballots Cast - Total	721	700	20	1
Ballots Cast - Blank	0	0	0	0
Voter Turnout - Total	30.51%			

U.S. Representative In Congress Congressional District 7  
Vote For 1

	TOTAL	EARLY	POLLS	PROV
GRIJALVA, ADELITA	474	466	7	1
BUTIEREZ SR., DANIEL FRANCIS	223	210	13	0
QUINTANA, EDUARDO	13	13	0	0
GRAYSON, RICHARD	5	5	0	0
Write-In Totals	6	6	0	0
Write-In: Irwin Sr., Nathaniel James	0	0	0	0
Write-In: Di Genova, Trista ""Trista""	0	0	0	0
Write-In: Wood, Daniel	0	0	0	0
Write-In: Rose, James	4	4	0	0
Write-In: ~~~ Invalid Write-in ~~~	2	2	0	0
Write-In: Lavers, Cheval	0	0	0	0
Write-In: Beasley, Jeffrey "Jeff"	0	0	0	0
Write-In: Block, Avery	0	0	0	0
Write-In: Hatch, G. Sevilr	0	0	0	0
Write-In: McAllister, David McAllister	0	0	0	0
Not Assigned	0	0	0	0
Total Votes Cast	721	700	20	1
Overvotes	0	0	0	0
Undervotes	0	0	0	0

Precinct 120

Statistics	TOTAL	EARLY	POLLS	PROV
Registered Voters - Total	3,251			
Ballots Cast - Total	975	926	49	0
Ballots Cast - Blank	2	2	0	0
Voter Turnout - Total	29.99%			

U.S. Representative In Congress Congressional District 7  
Vote For 1

	TOTAL	EARLY	POLLS	PROV
GRIJALVA, ADELITA	642	630	12	0
BUTIEREZ SR., DANIEL FRANCIS	314	278	36	0
QUINTANA, EDUARDO	10	10	0	0
GRAYSON, RICHARD	5	5	0	0
Write-In Totals	2	1	1	0
Write-In: Irwin Sr., Nathaniel James	0	0	0	0
Write-In: Di Genova, Trista ""Trista""	0	0	0	0
Write-In: Wood, Daniel	0	0	0	0
Write-In: Rose, James	0	0	0	0
Write-In: ~~~ Invalid Write-in ~~~	1	1	0	0
Write-In: Lavers, Cheval	1	0	1	0
Write-In: Beasley, Jeffrey "Jeff"	0	0	0	0
Write-In: Block, Avery	0	0	0	0
Write-In: Hatch, G. Sevilr	0	0	0	0
Write-In: McAllister, David McAllister	0	0	0	0
Not Assigned	0	0	0	0
Total Votes Cast	973	924	49	0
Overvotes	0	0	0	0
Undervotes	2	2	0	0

Precinct 122

Statistics	TOTAL	EARLY	POLLS	PROV
Registered Voters - Total	2,338			
Ballots Cast - Total	680	640	39	1
Ballots Cast - Blank	0	0	0	0
Voter Turnout - Total	29.08%			

U.S. Representative In Congress Congressional District 7  
Vote For 1

	TOTAL	EARLY	POLLS	PROV
GRIJALVA, ADELITA	396	381	14	1
BUTIEREZ SR., DANIEL FRANCIS	264	239	25	0
QUINTANA, EDUARDO	8	8	0	0
GRAYSON, RICHARD	10	10	0	0
Write-In Totals	2	2	0	0
Write-In: Irwin Sr., Nathaniel James	0	0	0	0
Write-In: Di Genova, Trista ""Trista""	0	0	0	0
Write-In: Wood, Daniel	0	0	0	0
Write-In: Rose, James	0	0	0	0
Write-In: ~~~ Invalid Write-in ~~~	2	2	0	0
Write-In: Lavers, Cheval	0	0	0	0
Write-In: Beasley, Jeffrey "Jeff"	0	0	0	0
Write-In: Block, Avery	0	0	0	0
Write-In: Hatch, G. Sevilr	0	0	0	0
Write-In: McAllister, David McAllister	0	0	0	0
Not Assigned	0	0	0	0
Total Votes Cast	680	640	39	1
Overvotes	0	0	0	0
Undervotes	0	0	0	0

Precinct 135

Statistics	TOTAL	EARLY	POLLS	PROV
Registered Voters - Total	215			
Ballots Cast - Total	50	26	24	0
Ballots Cast - Blank	0	0	0	0
Voter Turnout - Total	23.26%			

U.S. Representative In Congress Congressional District 7  
Vote For 1

	TOTAL	EARLY	POLLS	PROV
GRIJALVA, ADELITA	50	26	24	0
BUTIEREZ SR., DANIEL FRANCIS	0	0	0	0
QUINTANA, EDUARDO	0	0	0	0
GRAYSON, RICHARD	0	0	0	0
Write-In Totals	0	0	0	0
Write-In: Irwin Sr., Nathaniel James	0	0	0	0
Write-In: Di Genova, Trista ""Trista""	0	0	0	0
Write-In: Wood, Daniel	0	0	0	0
Write-In: Rose, James	0	0	0	0
Write-In: ~~~ Invalid Write-in ~~~	0	0	0	0
Write-In: Lavers, Cheval	0	0	0	0
Write-In: Beasley, Jeffrey "Jeff"	0	0	0	0
Write-In: Block, Avery	0	0	0	0
Write-In: Hatch, G. Sevilr	0	0	0	0
Write-In: McAllister, David McAllister	0	0	0	0
Not Assigned	0	0	0	0
Total Votes Cast	50	26	24	0
Overvotes	0	0	0	0
Undervotes	0	0	0	0

Precinct 136

Statistics	TOTAL	EARLY	POLLS	PROV
Registered Voters - Total	195			
Ballots Cast - Total	56	43	13	0
Ballots Cast - Blank	0	0	0	0
Voter Turnout - Total	28.72%			

U.S. Representative In Congress Congressional District 7  
Vote For 1

	TOTAL	EARLY	POLLS	PROV
GRIJALVA, ADELITA	49	37	12	0
BUTIEREZ SR., DANIEL FRANCIS	5	5	0	0
QUINTANA, EDUARDO	2	1	1	0
GRAYSON, RICHARD	0	0	0	0
Write-In Totals	0	0	0	0
Write-In: Irwin Sr., Nathaniel James	0	0	0	0
Write-In: Di Genova, Trista ""Trista""	0	0	0	0
Write-In: Wood, Daniel	0	0	0	0
Write-In: Rose, James	0	0	0	0
Write-In: ~~~ Invalid Write-in ~~~	0	0	0	0
Write-In: Lavers, Cheval	0	0	0	0
Write-In: Beasley, Jeffrey "Jeff"	0	0	0	0
Write-In: Block, Avery	0	0	0	0
Write-In: Hatch, G. Sevilr	0	0	0	0
Write-In: McAllister, David McAllister	0	0	0	0
Not Assigned	0	0	0	0
Total Votes Cast	56	43	13	0
Overvotes	0	0	0	0
Undervotes	0	0	0	0

Precinct 137

Statistics	TOTAL	EARLY	POLLS	PROV
Registered Voters - Total	173			
Ballots Cast - Total	46	24	22	0
Ballots Cast - Blank	0	0	0	0
Voter Turnout - Total	26.59%			

U.S. Representative In Congress Congressional District 7  
Vote For 1

	TOTAL	EARLY	POLLS	PROV
GRIJALVA, ADELITA	45	23	22	0
BUTIEREZ SR., DANIEL FRANCIS	1	1	0	0
QUINTANA, EDUARDO	0	0	0	0
GRAYSON, RICHARD	0	0	0	0
Write-In Totals	0	0	0	0
Write-In: Irwin Sr., Nathaniel James	0	0	0	0
Write-In: Di Genova, Trista ""Trista""	0	0	0	0
Write-In: Wood, Daniel	0	0	0	0
Write-In: Rose, James	0	0	0	0
Write-In: ~~~ Invalid Write-in ~~~	0	0	0	0
Write-In: Lavers, Cheval	0	0	0	0
Write-In: Beasley, Jeffrey "Jeff"	0	0	0	0
Write-In: Block, Avery	0	0	0	0
Write-In: Hatch, G. Sevilr	0	0	0	0
Write-In: McAllister, David McAllister	0	0	0	0
Not Assigned	0	0	0	0
Total Votes Cast	46	24	22	0
Overvotes	0	0	0	0
Undervotes	0	0	0	0

Precinct 138

Statistics	TOTAL	EARLY	POLLS	PROV
Registered Voters - Total	564			
Ballots Cast - Total	134	92	42	0
Ballots Cast - Blank	0	0	0	0
Voter Turnout - Total	23.76%			

U.S. Representative In Congress Congressional District 7  
Vote For 1

	TOTAL	EARLY	POLLS	PROV
GRIJALVA, ADELITA	129	88	41	0
BUTIEREZ SR., DANIEL FRANCIS	4	3	1	0
QUINTANA, EDUARDO	1	1	0	0
GRAYSON, RICHARD	0	0	0	0
Write-In Totals	0	0	0	0
Write-In: Irwin Sr., Nathaniel James	0	0	0	0
Write-In: Di Genova, Trista ""Trista""	0	0	0	0
Write-In: Wood, Daniel	0	0	0	0
Write-In: Rose, James	0	0	0	0
Write-In: ~~~ Invalid Write-in ~~~	0	0	0	0
Write-In: Lavers, Cheval	0	0	0	0
Write-In: Beasley, Jeffrey "Jeff"	0	0	0	0
Write-In: Block, Avery	0	0	0	0
Write-In: Hatch, G. Sevilr	0	0	0	0
Write-In: McAllister, David McAllister	0	0	0	0
Not Assigned	0	0	0	0
Total Votes Cast	134	92	42	0
Overvotes	0	0	0	0
Undervotes	0	0	0	0

Precinct 139

Statistics	TOTAL	EARLY	POLLS	PROV
Registered Voters - Total	633			
Ballots Cast - Total	152	131	21	0
Ballots Cast - Blank	0	0	0	0
Voter Turnout - Total	24.01%			

U.S. Representative In Congress Congressional District 7  
Vote For 1

	TOTAL	EARLY	POLLS	PROV
GRIJALVA, ADELITA	106	93	13	0
BUTIEREZ SR., DANIEL FRANCIS	45	37	8	0
QUINTANA, EDUARDO	0	0	0	0
GRAYSON, RICHARD	0	0	0	0
Write-In Totals	1	1	0	0
Write-In: Irwin Sr., Nathaniel James	0	0	0	0
Write-In: Di Genova, Trista ""Trista""	0	0	0	0
Write-In: Wood, Daniel	0	0	0	0
Write-In: Rose, James	0	0	0	0
Write-In: ~~~ Invalid Write-in ~~~	1	1	0	0
Write-In: Lavers, Cheval	0	0	0	0
Write-In: Beasley, Jeffrey "Jeff"	0	0	0	0
Write-In: Block, Avery	0	0	0	0
Write-In: Hatch, G. Sevilr	0	0	0	0
Write-In: McAllister, David McAllister	0	0	0	0
Not Assigned	0	0	0	0
Total Votes Cast	152	131	21	0
Overvotes	0	0	0	0
Undervotes	0	0	0	0

Precinct 143

Statistics	TOTAL	EARLY	POLLS	PROV
Registered Voters - Total	1,082			
Ballots Cast - Total	362	342	18	2
Ballots Cast - Blank	0	0	0	0
Voter Turnout - Total	33.46%			

U.S. Representative In Congress Congressional District 7  
Vote For 1

	TOTAL	EARLY	POLLS	PROV
GRIJALVA, ADELITA	336	319	15	2
BUTIEREZ SR., DANIEL FRANCIS	19	16	3	0
QUINTANA, EDUARDO	6	6	0	0
GRAYSON, RICHARD	0	0	0	0
Write-In Totals	1	1	0	0
Write-In: Irwin Sr., Nathaniel James	0	0	0	0
Write-In: Di Genova, Trista ""Trista""	0	0	0	0
Write-In: Wood, Daniel	0	0	0	0
Write-In: Rose, James	0	0	0	0
Write-In: ~~~ Invalid Write-in ~~~	1	1	0	0
Write-In: Lavers, Cheval	0	0	0	0
Write-In: Beasley, Jeffrey "Jeff"	0	0	0	0
Write-In: Block, Avery	0	0	0	0
Write-In: Hatch, G. Sevilr	0	0	0	0
Write-In: McAllister, David McAllister	0	0	0	0
Not Assigned	0	0	0	0
Total Votes Cast	362	342	18	2
Overvotes	0	0	0	0
Undervotes	0	0	0	0

Precinct 144

Statistics	TOTAL	EARLY	POLLS	PROV
Registered Voters - Total	2,575			
Ballots Cast - Total	1,027	959	67	1
Ballots Cast - Blank	0	0	0	0
Voter Turnout - Total	39.88%			

U.S. Representative In Congress Congressional District 7  
Vote For 1

	TOTAL	EARLY	POLLS	PROV
GRIJALVA, ADELITA	748	722	25	1
BUTIEREZ SR., DANIEL FRANCIS	262	220	42	0
QUINTANA, EDUARDO	12	12	0	0
GRAYSON, RICHARD	2	2	0	0
Write-In Totals	3	3	0	0
Write-In: Irwin Sr., Nathaniel James	0	0	0	0
Write-In: Di Genova, Trista ""Trista""	0	0	0	0
Write-In: Wood, Daniel	0	0	0	0
Write-In: Rose, James	0	0	0	0
Write-In: ~~~ Invalid Write-in ~~~	3	3	0	0
Write-In: Lavers, Cheval	0	0	0	0
Write-In: Beasley, Jeffrey "Jeff"	0	0	0	0
Write-In: Block, Avery	0	0	0	0
Write-In: Hatch, G. Sevilr	0	0	0	0
Write-In: McAllister, David McAllister	0	0	0	0
Not Assigned	0	0	0	0
Total Votes Cast	1,027	959	67	1
Overvotes	0	0	0	0
Undervotes	0	0	0	0

Precinct 147

Statistics	TOTAL	EARLY	POLLS	PROV
Registered Voters - Total	3,017			
Ballots Cast - Total	786	719	67	0
Ballots Cast - Blank	2	2	0	0
Voter Turnout - Total	26.05%			

U.S. Representative In Congress Congressional District 7  
Vote For 1

	TOTAL	EARLY	POLLS	PROV
GRIJALVA, ADELITA	424	403	21	0
BUTIEREZ SR., DANIEL FRANCIS	345	299	46	0
QUINTANA, EDUARDO	7	7	0	0
GRAYSON, RICHARD	5	5	0	0
Write-In Totals	2	2	0	0
Write-In: Irwin Sr., Nathaniel James	0	0	0	0
Write-In: Di Genova, Trista ""Trista""	0	0	0	0
Write-In: Wood, Daniel	0	0	0	0
Write-In: Rose, James	0	0	0	0
Write-In: ~~~ Invalid Write-in ~~~	2	2	0	0
Write-In: Lavers, Cheval	0	0	0	0
Write-In: Beasley, Jeffrey "Jeff"	0	0	0	0
Write-In: Block, Avery	0	0	0	0
Write-In: Hatch, G. Sevilr	0	0	0	0
Write-In: McAllister, David McAllister	0	0	0	0
Not Assigned	0	0	0	0
Total Votes Cast	783	716	67	0
Overvotes	1	1	0	0
Undervotes	2	2	0	0

Precinct 151

Statistics	TOTAL	EARLY	POLLS	PROV
Registered Voters - Total	1,279			
Ballots Cast - Total	743	704	39	0
Ballots Cast - Blank	0	0	0	0
Voter Turnout - Total	58.09%			

U.S. Representative In Congress Congressional District 7  
Vote For 1

	TOTAL	EARLY	POLLS	PROV
GRIJALVA, ADELITA	520	507	13	0
BUTIEREZ SR., DANIEL FRANCIS	215	190	25	0
QUINTANA, EDUARDO	7	7	0	0
GRAYSON, RICHARD	1	0	1	0
Write-In Totals	0	0	0	0
Write-In: Irwin Sr., Nathaniel James	0	0	0	0
Write-In: Di Genova, Trista ""Trista""	0	0	0	0
Write-In: Wood, Daniel	0	0	0	0
Write-In: Rose, James	0	0	0	0
Write-In: ~~~ Invalid Write-in ~~~	0	0	0	0
Write-In: Lavers, Cheval	0	0	0	0
Write-In: Beasley, Jeffrey "Jeff"	0	0	0	0
Write-In: Block, Avery	0	0	0	0
Write-In: Hatch, G. Sevilr	0	0	0	0
Write-In: McAllister, David McAllister	0	0	0	0
Not Assigned	0	0	0	0
Total Votes Cast	743	704	39	0
Overvotes	0	0	0	0
Undervotes	0	0	0	0

Precinct 152

Statistics	TOTAL	EARLY	POLLS	PROV
Registered Voters - Total	991			
Ballots Cast - Total	249	237	12	0
Ballots Cast - Blank	0	0	0	0
Voter Turnout - Total	25.13%			

U.S. Representative In Congress Congressional District 7  
Vote For 1

	TOTAL	EARLY	POLLS	PROV
GRIJALVA, ADELITA	185	178	7	0
BUTIEREZ SR., DANIEL FRANCIS	63	58	5	0
QUINTANA, EDUARDO	0	0	0	0
GRAYSON, RICHARD	1	1	0	0
Write-In Totals	0	0	0	0
Write-In: Irwin Sr., Nathaniel James	0	0	0	0
Write-In: Di Genova, Trista ""Trista""	0	0	0	0
Write-In: Wood, Daniel	0	0	0	0
Write-In: Rose, James	0	0	0	0
Write-In: ~~~ Invalid Write-in ~~~	0	0	0	0
Write-In: Lavers, Cheval	0	0	0	0
Write-In: Beasley, Jeffrey "Jeff"	0	0	0	0
Write-In: Block, Avery	0	0	0	0
Write-In: Hatch, G. Sevilr	0	0	0	0
Write-In: McAllister, David McAllister	0	0	0	0
Not Assigned	0	0	0	0
Total Votes Cast	249	237	12	0
Overvotes	0	0	0	0
Undervotes	0	0	0	0

Precinct 153

Statistics	TOTAL	EARLY	POLLS	PROV
Registered Voters - Total	3,909			
Ballots Cast - Total	1,383	1,299	81	3
Ballots Cast - Blank	1	1	0	0
Voter Turnout - Total	35.38%			

U.S. Representative In Congress Congressional District 7  
Vote For 1

	TOTAL	EARLY	POLLS	PROV
GRIJALVA, ADELITA	981	952	28	1
BUTIEREZ SR., DANIEL FRANCIS	370	317	51	2
QUINTANA, EDUARDO	18	17	1	0
GRAYSON, RICHARD	9	8	1	0
Write-In Totals	4	4	0	0
Write-In: Irwin Sr., Nathaniel James	0	0	0	0
Write-In: Di Genova, Trista ""Trista""	0	0	0	0
Write-In: Wood, Daniel	0	0	0	0
Write-In: Rose, James	0	0	0	0
Write-In: ~~~ Invalid Write-in ~~~	4	4	0	0
Write-In: Lavers, Cheval	0	0	0	0
Write-In: Beasley, Jeffrey "Jeff"	0	0	0	0
Write-In: Block, Avery	0	0	0	0
Write-In: Hatch, G. Sevilr	0	0	0	0
Write-In: McAllister, David McAllister	0	0	0	0
Not Assigned	0	0	0	0
Total Votes Cast	1,382	1,298	81	3
Overvotes	0	0	0	0
Undervotes	1	1	0	0

Precinct 154

Statistics	TOTAL	EARLY	POLLS	PROV
Registered Voters - Total	2,427			
Ballots Cast - Total	375	359	16	0
Ballots Cast - Blank	0	0	0	0
Voter Turnout - Total	15.45%			

U.S. Representative In Congress Congressional District 7  
Vote For 1

	TOTAL	EARLY	POLLS	PROV
GRIJALVA, ADELITA	275	264	11	0
BUTIEREZ SR., DANIEL FRANCIS	87	82	5	0
QUINTANA, EDUARDO	7	7	0	0
GRAYSON, RICHARD	6	6	0	0
Write-In Totals	0	0	0	0
Write-In: Irwin Sr., Nathaniel James	0	0	0	0
Write-In: Di Genova, Trista ""Trista""	0	0	0	0
Write-In: Wood, Daniel	0	0	0	0
Write-In: Rose, James	0	0	0	0
Write-In: ~~~ Invalid Write-in ~~~	0	0	0	0
Write-In: Lavers, Cheval	0	0	0	0
Write-In: Beasley, Jeffrey "Jeff"	0	0	0	0
Write-In: Block, Avery	0	0	0	0
Write-In: Hatch, G. Seville	0	0	0	0
Write-In: McAllister, David McAllister	0	0	0	0
Not Assigned	0	0	0	0
Total Votes Cast	375	359	16	0
Overvotes	0	0	0	0
Undervotes	0	0	0	0

Precinct 155

Statistics	TOTAL	EARLY	POLLS	PROV
Registered Voters - Total	2,129			
Ballots Cast - Total	245	230	14	1
Ballots Cast - Blank	0	0	0	0
Voter Turnout - Total	11.51%			

U.S. Representative In Congress Congressional District 7  
Vote For 1

	TOTAL	EARLY	POLLS	PROV
GRIJALVA, ADELITA	174	165	9	0
BUTIEREZ SR., DANIEL FRANCIS	66	60	5	1
QUINTANA, EDUARDO	4	4	0	0
GRAYSON, RICHARD	1	1	0	0
Write-In Totals	0	0	0	0
Write-In: Irwin Sr., Nathaniel James	0	0	0	0
Write-In: Di Genova, Trista ""Trista""	0	0	0	0
Write-In: Wood, Daniel	0	0	0	0
Write-In: Rose, James	0	0	0	0
Write-In: ~~~ Invalid Write-in ~~~	0	0	0	0
Write-In: Lavers, Cheval	0	0	0	0
Write-In: Beasley, Jeffrey "Jeff"	0	0	0	0
Write-In: Block, Avery	0	0	0	0
Write-In: Hatch, G. Sevilr	0	0	0	0
Write-In: McAllister, David McAllister	0	0	0	0
Not Assigned	0	0	0	0
Total Votes Cast	245	230	14	1
Overvotes	0	0	0	0
Undervotes	0	0	0	0

Precinct 156

Statistics	TOTAL	EARLY	POLLS	PROV
Registered Voters - Total	1,054			
Ballots Cast - Total	420	404	16	0
Ballots Cast - Blank	0	0	0	0
Voter Turnout - Total	39.85%			

U.S. Representative In Congress Congressional District 7  
Vote For 1

	TOTAL	EARLY	POLLS	PROV
GRIJALVA, ADELITA	244	240	4	0
BUTIEREZ SR., DANIEL FRANCIS	172	160	12	0
QUINTANA, EDUARDO	2	2	0	0
GRAYSON, RICHARD	2	2	0	0
Write-In Totals	0	0	0	0
Write-In: Irwin Sr., Nathaniel James	0	0	0	0
Write-In: Di Genova, Trista ""Trista""	0	0	0	0
Write-In: Wood, Daniel	0	0	0	0
Write-In: Rose, James	0	0	0	0
Write-In: ~~~ Invalid Write-in ~~~	0	0	0	0
Write-In: Lavers, Cheval	0	0	0	0
Write-In: Beasley, Jeffrey "Jeff"	0	0	0	0
Write-In: Block, Avery	0	0	0	0
Write-In: Hatch, G. Sevilr	0	0	0	0
Write-In: McAllister, David McAllister	0	0	0	0
Not Assigned	0	0	0	0
Total Votes Cast	420	404	16	0
Overvotes	0	0	0	0
Undervotes	0	0	0	0

Precinct 157

Statistics	TOTAL	EARLY	POLLS	PROV
Registered Voters - Total	3,449			
Ballots Cast - Total	678	625	53	0
Ballots Cast - Blank	0	0	0	0
Voter Turnout - Total	19.66%			

U.S. Representative In Congress Congressional District 7  
Vote For 1

	TOTAL	EARLY	POLLS	PROV
GRIJALVA, ADELITA	495	463	32	0
BUTIEREZ SR., DANIEL FRANCIS	172	152	20	0
QUINTANA, EDUARDO	5	4	1	0
GRAYSON, RICHARD	4	4	0	0
Write-In Totals	1	1	0	0
Write-In: Irwin Sr., Nathaniel James	0	0	0	0
Write-In: Di Genova, Trista ""Trista""	0	0	0	0
Write-In: Wood, Daniel	0	0	0	0
Write-In: Rose, James	0	0	0	0
Write-In: ~~~ Invalid Write-in ~~~	1	1	0	0
Write-In: Lavers, Cheval	0	0	0	0
Write-In: Beasley, Jeffrey "Jeff"	0	0	0	0
Write-In: Block, Avery	0	0	0	0
Write-In: Hatch, G. Sevilr	0	0	0	0
Write-In: McAllister, David McAllister	0	0	0	0
Not Assigned	0	0	0	0
Total Votes Cast	677	624	53	0
Overvotes	1	1	0	0
Undervotes	0	0	0	0

Precinct 159

Statistics	TOTAL	EARLY	POLLS	PROV
Registered Voters - Total	4,756			
Ballots Cast - Total	802	763	39	0
Ballots Cast - Blank	1	1	0	0
Voter Turnout - Total	16.86%			

U.S. Representative In Congress Congressional District 7  
Vote For 1

	TOTAL	EARLY	POLLS	PROV
GRIJALVA, ADELITA	620	601	19	0
BUTIEREZ SR., DANIEL FRANCIS	170	150	20	0
QUINTANA, EDUARDO	8	8	0	0
GRAYSON, RICHARD	3	3	0	0
Write-In Totals	0	0	0	0
Write-In: Irwin Sr., Nathaniel James	0	0	0	0
Write-In: Di Genova, Trista ""Trista""	0	0	0	0
Write-In: Wood, Daniel	0	0	0	0
Write-In: Rose, James	0	0	0	0
Write-In: ~~~ Invalid Write-in ~~~	0	0	0	0
Write-In: Lavers, Cheval	0	0	0	0
Write-In: Beasley, Jeffrey "Jeff"	0	0	0	0
Write-In: Block, Avery	0	0	0	0
Write-In: Hatch, G. Sevilr	0	0	0	0
Write-In: McAllister, David McAllister	0	0	0	0
Not Assigned	0	0	0	0
Total Votes Cast	801	762	39	0
Overvotes	0	0	0	0
Undervotes	1	1	0	0

Precinct 160

Statistics	TOTAL	EARLY	POLLS	PROV
Registered Voters - Total	1,992			
Ballots Cast - Total	368	345	22	1
Ballots Cast - Blank	1	1	0	0
Voter Turnout - Total	18.47%			

U.S. Representative In Congress Congressional District 7  
Vote For 1

	TOTAL	EARLY	POLLS	PROV
GRIJALVA, ADELITA	317	299	17	1
BUTIEREZ SR., DANIEL FRANCIS	47	42	5	0
QUINTANA, EDUARDO	3	3	0	0
GRAYSON, RICHARD	0	0	0	0
Write-In Totals	0	0	0	0
Write-In: Irwin Sr., Nathaniel James	0	0	0	0
Write-In: Di Genova, Trista ""Trista""	0	0	0	0
Write-In: Wood, Daniel	0	0	0	0
Write-In: Rose, James	0	0	0	0
Write-In: ~~~ Invalid Write-in ~~~	0	0	0	0
Write-In: Lavers, Cheval	0	0	0	0
Write-In: Beasley, Jeffrey "Jeff"	0	0	0	0
Write-In: Block, Avery	0	0	0	0
Write-In: Hatch, G. Seveillr	0	0	0	0
Write-In: McAllister, David McAllister	0	0	0	0
Not Assigned	0	0	0	0
Total Votes Cast	367	344	22	1
Overvotes	0	0	0	0
Undervotes	1	1	0	0

Precinct 166

Statistics	TOTAL	EARLY	POLLS	PROV
Registered Voters - Total	5,683			
Ballots Cast - Total	1,362	1,289	70	3
Ballots Cast - Blank	0	0	0	0
Voter Turnout - Total	23.97%			

U.S. Representative In Congress Congressional District 7  
Vote For 1

	TOTAL	EARLY	POLLS	PROV
GRIJALVA, ADELITA	1,138	1,090	46	2
BUTIEREZ SR., DANIEL FRANCIS	189	166	22	1
QUINTANA, EDUARDO	24	22	2	0
GRAYSON, RICHARD	7	7	0	0
Write-In Totals	3	3	0	0
Write-In: Irwin Sr., Nathaniel James	0	0	0	0
Write-In: Di Genova, Trista ""Trista""	0	0	0	0
Write-In: Wood, Daniel	0	0	0	0
Write-In: Rose, James	0	0	0	0
Write-In: ~~~ Invalid Write-in ~~~	2	2	0	0
Write-In: Lavers, Cheval	0	0	0	0
Write-In: Beasley, Jeffrey "Jeff"	1	1	0	0
Write-In: Block, Avery	0	0	0	0
Write-In: Hatch, G. Sevilr	0	0	0	0
Write-In: McAllister, David McAllister	0	0	0	0
Not Assigned	0	0	0	0
Total Votes Cast	1,361	1,288	70	3
Overvotes	1	1	0	0
Undervotes	0	0	0	0

Precinct 167

Statistics	TOTAL	EARLY	POLLS	PROV
Registered Voters - Total	1,735			
Ballots Cast - Total	667	642	24	1
Ballots Cast - Blank	0	0	0	0
Voter Turnout - Total	38.44%			

U.S. Representative In Congress Congressional District 7  
Vote For 1

	TOTAL	EARLY	POLLS	PROV
GRIJALVA, ADELITA	569	550	18	1
BUTIEREZ SR., DANIEL FRANCIS	82	77	5	0
QUINTANA, EDUARDO	11	10	1	0
GRAYSON, RICHARD	4	4	0	0
Write-In Totals	0	0	0	0
Write-In: Irwin Sr., Nathaniel James	0	0	0	0
Write-In: Di Genova, Trista ""Trista""	0	0	0	0
Write-In: Wood, Daniel	0	0	0	0
Write-In: Rose, James	0	0	0	0
Write-In: ~~~ Invalid Write-in ~~~	0	0	0	0
Write-In: Lavers, Cheval	0	0	0	0
Write-In: Beasley, Jeffrey "Jeff"	0	0	0	0
Write-In: Block, Avery	0	0	0	0
Write-In: Hatch, G. Sevilr	0	0	0	0
Write-In: McAllister, David McAllister	0	0	0	0
Not Assigned	0	0	0	0
Total Votes Cast	666	641	24	1
Overvotes	1	1	0	0
Undervotes	0	0	0	0

Precinct 168

Statistics	TOTAL	EARLY	POLLS	PROV
Registered Voters - Total	974			
Ballots Cast - Total	429	396	33	0
Ballots Cast - Blank	0	0	0	0
Voter Turnout - Total	44.05%			

U.S. Representative In Congress Congressional District 7  
Vote For 1

	TOTAL	EARLY	POLLS	PROV
GRIJALVA, ADELITA	228	224	4	0
BUTIEREZ SR., DANIEL FRANCIS	197	168	29	0
QUINTANA, EDUARDO	1	1	0	0
GRAYSON, RICHARD	2	2	0	0
Write-In Totals	0	0	0	0
Write-In: Irwin Sr., Nathaniel James	0	0	0	0
Write-In: Di Genova, Trista ""Trista""	0	0	0	0
Write-In: Wood, Daniel	0	0	0	0
Write-In: Rose, James	0	0	0	0
Write-In: ~~~ Invalid Write-in ~~~	0	0	0	0
Write-In: Lavers, Cheval	0	0	0	0
Write-In: Beasley, Jeffrey "Jeff"	0	0	0	0
Write-In: Block, Avery	0	0	0	0
Write-In: Hatch, G. Sevilr	0	0	0	0
Write-In: McAllister, David McAllister	0	0	0	0
Not Assigned	0	0	0	0
Total Votes Cast	428	395	33	0
Overvotes	1	1	0	0
Undervotes	0	0	0	0

Precinct 186

Statistics	TOTAL	EARLY	POLLS	PROV
Registered Voters - Total	340			
Ballots Cast - Total	191	187	4	0
Ballots Cast - Blank	0	0	0	0
Voter Turnout - Total	56.18%			

U.S. Representative In Congress Congressional District 7  
Vote For 1

	TOTAL	EARLY	POLLS	PROV
GRIJALVA, ADELITA	96	96	0	0
BUTIEREZ SR., DANIEL FRANCIS	92	88	4	0
QUINTANA, EDUARDO	0	0	0	0
GRAYSON, RICHARD	2	2	0	0
Write-In Totals	1	1	0	0
Write-In: Irwin Sr., Nathaniel James	0	0	0	0
Write-In: Di Genova, Trista ""Trista""	0	0	0	0
Write-In: Wood, Daniel	0	0	0	0
Write-In: Rose, James	0	0	0	0
Write-In: ~~~ Invalid Write-in ~~~	1	1	0	0
Write-In: Lavers, Cheval	0	0	0	0
Write-In: Beasley, Jeffrey "Jeff"	0	0	0	0
Write-In: Block, Avery	0	0	0	0
Write-In: Hatch, G. Sevilr	0	0	0	0
Write-In: McAllister, David McAllister	0	0	0	0
Not Assigned	0	0	0	0
Total Votes Cast	191	187	4	0
Overvotes	0	0	0	0
Undervotes	0	0	0	0

Precinct 189

Statistics	TOTAL	EARLY	POLLS	PROV
Registered Voters - Total	1,720			
Ballots Cast - Total	606	582	24	0
Ballots Cast - Blank	2	2	0	0
Voter Turnout - Total	35.23%			

U.S. Representative In Congress Congressional District 7  
Vote For 1

	TOTAL	EARLY	POLLS	PROV
GRIJALVA, ADELITA	475	464	11	0
BUTIEREZ SR., DANIEL FRANCIS	116	103	13	0
QUINTANA, EDUARDO	7	7	0	0
GRAYSON, RICHARD	3	3	0	0
Write-In Totals	3	3	0	0
Write-In: Irwin Sr., Nathaniel James	0	0	0	0
Write-In: Di Genova, Trista ""Trista""	0	0	0	0
Write-In: Wood, Daniel	0	0	0	0
Write-In: Rose, James	0	0	0	0
Write-In: ~~~ Invalid Write-in ~~~	3	3	0	0
Write-In: Lavers, Cheval	0	0	0	0
Write-In: Beasley, Jeffrey "Jeff"	0	0	0	0
Write-In: Block, Avery	0	0	0	0
Write-In: Hatch, G. Sevilr	0	0	0	0
Write-In: McAllister, David McAllister	0	0	0	0
Not Assigned	0	0	0	0
Total Votes Cast	604	580	24	0
Overvotes	0	0	0	0
Undervotes	2	2	0	0

Precinct 190

Statistics	TOTAL	EARLY	POLLS	PROV
Registered Voters - Total	1,885			
Ballots Cast - Total	390	358	32	0
Ballots Cast - Blank	0	0	0	0
Voter Turnout - Total	20.69%			

U.S. Representative In Congress Congressional District 7  
Vote For 1

	TOTAL	EARLY	POLLS	PROV
GRIJALVA, ADELITA	302	283	19	0
BUTIEREZ SR., DANIEL FRANCIS	81	68	13	0
QUINTANA, EDUARDO	4	4	0	0
GRAYSON, RICHARD	1	1	0	0
Write-In Totals	1	1	0	0
Write-In: Irwin Sr., Nathaniel James	0	0	0	0
Write-In: Di Genova, Trista ""Trista""	0	0	0	0
Write-In: Wood, Daniel	0	0	0	0
Write-In: Rose, James	1	1	0	0
Write-In: ~~~ Invalid Write-in ~~~	0	0	0	0
Write-In: Lavers, Cheval	0	0	0	0
Write-In: Beasley, Jeffrey "Jeff"	0	0	0	0
Write-In: Block, Avery	0	0	0	0
Write-In: Hatch, G. Sevilr	0	0	0	0
Write-In: McAllister, David McAllister	0	0	0	0
Not Assigned	0	0	0	0
Total Votes Cast	389	357	32	0
Overvotes	1	1	0	0
Undervotes	0	0	0	0

Precinct 203

Statistics	TOTAL	EARLY	POLLS	PROV
Registered Voters - Total	1,869			
Ballots Cast - Total	537	486	50	1
Ballots Cast - Blank	0	0	0	0
Voter Turnout - Total	28.73%			

U.S. Representative In Congress Congressional District 7  
Vote For 1

	TOTAL	EARLY	POLLS	PROV
GRIJALVA, ADELITA	325	305	19	1
BUTIEREZ SR., DANIEL FRANCIS	204	173	31	0
QUINTANA, EDUARDO	3	3	0	0
GRAYSON, RICHARD	4	4	0	0
Write-In Totals	1	1	0	0
Write-In: Irwin Sr., Nathaniel James	0	0	0	0
Write-In: Di Genova, Trista ""Trista""	0	0	0	0
Write-In: Wood, Daniel	0	0	0	0
Write-In: Rose, James	0	0	0	0
Write-In: ~~~ Invalid Write-in ~~~	1	1	0	0
Write-In: Lavers, Cheval	0	0	0	0
Write-In: Beasley, Jeffrey "Jeff"	0	0	0	0
Write-In: Block, Avery	0	0	0	0
Write-In: Hatch, G. Sevilr	0	0	0	0
Write-In: McAllister, David McAllister	0	0	0	0
Not Assigned	0	0	0	0
Total Votes Cast	537	486	50	1
Overvotes	0	0	0	0
Undervotes	0	0	0	0

Precinct 204

Statistics	TOTAL	EARLY	POLLS	PROV
Registered Voters - Total	556			
Ballots Cast - Total	192	144	48	0
Ballots Cast - Blank	0	0	0	0
Voter Turnout - Total	34.53%			

U.S. Representative In Congress Congressional District 7  
Vote For 1

	TOTAL	EARLY	POLLS	PROV
GRIJALVA, ADELITA	32	31	1	0
BUTIEREZ SR., DANIEL FRANCIS	156	109	47	0
QUINTANA, EDUARDO	1	1	0	0
GRAYSON, RICHARD	1	1	0	0
Write-In Totals	2	2	0	0
Write-In: Irwin Sr., Nathaniel James	0	0	0	0
Write-In: Di Genova, Trista ""Trista""	0	0	0	0
Write-In: Wood, Daniel	0	0	0	0
Write-In: Rose, James	0	0	0	0
Write-In: ~~~ Invalid Write-in ~~~	0	0	0	0
Write-In: Lavers, Cheval	0	0	0	0
Write-In: Beasley, Jeffrey "Jeff"	0	0	0	0
Write-In: Block, Avery	0	0	0	0
Write-In: Hatch, G. Sevilr	2	2	0	0
Write-In: McAllister, David McAllister	0	0	0	0
Not Assigned	0	0	0	0
Total Votes Cast	192	144	48	0
Overvotes	0	0	0	0
Undervotes	0	0	0	0

Precinct 208

Statistics	TOTAL	EARLY	POLLS	PROV
Registered Voters - Total	1,800			
Ballots Cast - Total	623	538	84	1
Ballots Cast - Blank	3	3	0	0
Voter Turnout - Total	34.61%			

U.S. Representative In Congress Congressional District 7  
Vote For 1

	TOTAL	EARLY	POLLS	PROV
GRIJALVA, ADELITA	304	281	23	0
BUTIEREZ SR., DANIEL FRANCIS	301	239	61	1
QUINTANA, EDUARDO	10	10	0	0
GRAYSON, RICHARD	4	4	0	0
Write-In Totals	1	1	0	0
Write-In: Irwin Sr., Nathaniel James	0	0	0	0
Write-In: Di Genova, Trista ""Trista""	0	0	0	0
Write-In: Wood, Daniel	0	0	0	0
Write-In: Rose, James	0	0	0	0
Write-In: ~~~ Invalid Write-in ~~~	1	1	0	0
Write-In: Lavers, Cheval	0	0	0	0
Write-In: Beasley, Jeffrey "Jeff"	0	0	0	0
Write-In: Block, Avery	0	0	0	0
Write-In: Hatch, G. Sevilr	0	0	0	0
Write-In: McAllister, David McAllister	0	0	0	0
Not Assigned	0	0	0	0
Total Votes Cast	620	535	84	1
Overvotes	0	0	0	0
Undervotes	3	3	0	0

Precinct 215

Statistics	TOTAL	EARLY	POLLS	PROV
Registered Voters - Total	1,700			
Ballots Cast - Total	645	550	94	1
Ballots Cast - Blank	0	0	0	0
Voter Turnout - Total	37.94%			

U.S. Representative In Congress Congressional District 7  
Vote For 1

	TOTAL	EARLY	POLLS	PROV
GRIJALVA, ADELITA	320	302	18	0
BUTIEREZ SR., DANIEL FRANCIS	316	240	75	1
QUINTANA, EDUARDO	4	4	0	0
GRAYSON, RICHARD	5	4	1	0
Write-In Totals	0	0	0	0
Write-In: Irwin Sr., Nathaniel James	0	0	0	0
Write-In: Di Genova, Trista ""Trista""	0	0	0	0
Write-In: Wood, Daniel	0	0	0	0
Write-In: Rose, James	0	0	0	0
Write-In: ~~~ Invalid Write-in ~~~	0	0	0	0
Write-In: Lavers, Cheval	0	0	0	0
Write-In: Beasley, Jeffrey "Jeff"	0	0	0	0
Write-In: Block, Avery	0	0	0	0
Write-In: Hatch, G. Sevilr	0	0	0	0
Write-In: McAllister, David McAllister	0	0	0	0
Not Assigned	0	0	0	0
Total Votes Cast	645	550	94	1
Overvotes	0	0	0	0
Undervotes	0	0	0	0

Precinct 222

Statistics	TOTAL	EARLY	POLLS	PROV
Registered Voters - Total	2,375			
Ballots Cast - Total	696	609	87	0
Ballots Cast - Blank	0	0	0	0
Voter Turnout - Total	29.31%			

U.S. Representative In Congress Congressional District 7  
Vote For 1

	TOTAL	EARLY	POLLS	PROV
GRIJALVA, ADELITA	293	280	13	0
BUTIEREZ SR., DANIEL FRANCIS	397	323	74	0
QUINTANA, EDUARDO	3	3	0	0
GRAYSON, RICHARD	3	3	0	0
Write-In Totals	0	0	0	0
Write-In: Irwin Sr., Nathaniel James	0	0	0	0
Write-In: Di Genova, Trista ""Trista""	0	0	0	0
Write-In: Wood, Daniel	0	0	0	0
Write-In: Rose, James	0	0	0	0
Write-In: ~~~ Invalid Write-in ~~~	0	0	0	0
Write-In: Lavers, Cheval	0	0	0	0
Write-In: Beasley, Jeffrey "Jeff"	0	0	0	0
Write-In: Block, Avery	0	0	0	0
Write-In: Hatch, G. Sevilr	0	0	0	0
Write-In: McAllister, David McAllister	0	0	0	0
Not Assigned	0	0	0	0
Total Votes Cast	696	609	87	0
Overvotes	0	0	0	0
Undervotes	0	0	0	0

Precinct 227

Statistics	TOTAL	EARLY	POLLS	PROV
Registered Voters - Total	6,230			
Ballots Cast - Total	1,525	1,437	87	1
Ballots Cast - Blank	3	3	0	0
Voter Turnout - Total	24.48%			

U.S. Representative In Congress Congressional District 7  
Vote For 1

	TOTAL	EARLY	POLLS	PROV
GRIJALVA, ADELITA	871	843	27	1
BUTIEREZ SR., DANIEL FRANCIS	636	576	60	0
QUINTANA, EDUARDO	5	5	0	0
GRAYSON, RICHARD	8	8	0	0
Write-In Totals	2	2	0	0
Write-In: Irwin Sr., Nathaniel James	0	0	0	0
Write-In: Di Genova, Trista ""Trista""	0	0	0	0
Write-In: Wood, Daniel	0	0	0	0
Write-In: Rose, James	0	0	0	0
Write-In: ~~~ Invalid Write-in ~~~	2	2	0	0
Write-In: Lavers, Cheval	0	0	0	0
Write-In: Beasley, Jeffrey "Jeff"	0	0	0	0
Write-In: Block, Avery	0	0	0	0
Write-In: Hatch, G. Sevilr	0	0	0	0
Write-In: McAllister, David McAllister	0	0	0	0
Not Assigned	0	0	0	0
Total Votes Cast	1,522	1,434	87	1
Overvotes	0	0	0	0
Undervotes	3	3	0	0

Precinct 228

Statistics	TOTAL	EARLY	POLLS	PROV
Registered Voters - Total	1,209			
Ballots Cast - Total	713	630	82	1
Ballots Cast - Blank	0	0	0	0
Voter Turnout - Total	58.97%			

U.S. Representative In Congress Congressional District 7  
Vote For 1

	TOTAL	EARLY	POLLS	PROV
GRIJALVA, ADELITA	423	400	23	0
BUTIEREZ SR., DANIEL FRANCIS	286	226	59	1
QUINTANA, EDUARDO	2	2	0	0
GRAYSON, RICHARD	0	0	0	0
Write-In Totals	2	2	0	0
Write-In: Irwin Sr., Nathaniel James	0	0	0	0
Write-In: Di Genova, Trista ""Trista""	0	0	0	0
Write-In: Wood, Daniel	0	0	0	0
Write-In: Rose, James	0	0	0	0
Write-In: ~~~ Invalid Write-in ~~~	2	2	0	0
Write-In: Lavers, Cheval	0	0	0	0
Write-In: Beasley, Jeffrey "Jeff"	0	0	0	0
Write-In: Block, Avery	0	0	0	0
Write-In: Hatch, G. Sevilr	0	0	0	0
Write-In: McAllister, David McAllister	0	0	0	0
Not Assigned	0	0	0	0
Total Votes Cast	713	630	82	1
Overvotes	0	0	0	0
Undervotes	0	0	0	0

Precinct 231

Statistics	TOTAL	EARLY	POLLS	PROV
Registered Voters - Total	6,780			
Ballots Cast - Total	1,639	1,525	114	0
Ballots Cast - Blank	1	1	0	0
Voter Turnout - Total	24.17%			

U.S. Representative In Congress Congressional District 7  
Vote For 1

	TOTAL	EARLY	POLLS	PROV
GRIJALVA, ADELITA	914	868	46	0
BUTIEREZ SR., DANIEL FRANCIS	705	637	68	0
QUINTANA, EDUARDO	10	10	0	0
GRAYSON, RICHARD	6	6	0	0
Write-In Totals	1	1	0	0
Write-In: Irwin Sr., Nathaniel James	0	0	0	0
Write-In: Di Genova, Trista ""Trista""	0	0	0	0
Write-In: Wood, Daniel	0	0	0	0
Write-In: Rose, James	0	0	0	0
Write-In: ~~~ Invalid Write-in ~~~	1	1	0	0
Write-In: Lavers, Cheval	0	0	0	0
Write-In: Beasley, Jeffrey "Jeff"	0	0	0	0
Write-In: Block, Avery	0	0	0	0
Write-In: Hatch, G. Sevilr	0	0	0	0
Write-In: McAllister, David McAllister	0	0	0	0
Not Assigned	0	0	0	0
Total Votes Cast	1,636	1,522	114	0
Overvotes	2	2	0	0
Undervotes	1	1	0	0

Precinct 232

Statistics	TOTAL	EARLY	POLLS	PROV
Registered Voters - Total	5,625			
Ballots Cast - Total	1,072	1,017	55	0
Ballots Cast - Blank	0	0	0	0
Voter Turnout - Total	19.06%			

U.S. Representative In Congress Congressional District 7  
Vote For 1

	TOTAL	EARLY	POLLS	PROV
GRIJALVA, ADELITA	681	664	17	0
BUTIEREZ SR., DANIEL FRANCIS	375	337	38	0
QUINTANA, EDUARDO	4	4	0	0
GRAYSON, RICHARD	12	12	0	0
Write-In Totals	0	0	0	0
Write-In: Irwin Sr., Nathaniel James	0	0	0	0
Write-In: Di Genova, Trista ""Trista""	0	0	0	0
Write-In: Wood, Daniel	0	0	0	0
Write-In: Rose, James	0	0	0	0
Write-In: ~~~ Invalid Write-in ~~~	0	0	0	0
Write-In: Lavers, Cheval	0	0	0	0
Write-In: Beasley, Jeffrey "Jeff"	0	0	0	0
Write-In: Block, Avery	0	0	0	0
Write-In: Hatch, G. Sevilr	0	0	0	0
Write-In: McAllister, David McAllister	0	0	0	0
Not Assigned	0	0	0	0
Total Votes Cast	1,072	1,017	55	0
Overvotes	0	0	0	0
Undervotes	0	0	0	0

Summary Results Report  
2025 Special General Election  
September 23, 2025

OFFICIAL RESULTS

County of Pima, State of Arizona

## Precinct 233

Statistics	TOTAL	EARLY	POLLS	PROV
Registered Voters - Total	2,645			
Ballots Cast - Total	871	776	94	1
Ballots Cast - Blank	0	0	0	0
Voter Turnout - Total	32.93%			

### U.S. Representative In Congress Congressional District 7

Vote For 1

	TOTAL	EARLY	POLLS	PROV
GRIJALVA, ADELITA	527	501	26	0
BUTIEREZ SR., DANIEL FRANCIS	331	263	67	1
QUINTANA, EDUARDO	9	9	0	0
GRAYSON, RICHARD	4	3	1	0
Write-In Totals	0	0	0	0
Write-In: Irwin Sr., Nathaniel James	0	0	0	0
Write-In: Di Genova, Trista ""Trista""	0	0	0	0
Write-In: Wood, Daniel	0	0	0	0
Write-In: Rose, James	0	0	0	0
Write-In: ~~~ Invalid Write-in ~~~	0	0	0	0
Write-In: Lavers, Cheval	0	0	0	0
Write-In: Beasley, Jeffrey "Jeff"	0	0	0	0
Write-In: Block, Avery	0	0	0	0
Write-In: Hatch, G. Sevilr	0	0	0	0
Write-In: McAllister, David McAllister	0	0	0	0
Not Assigned	0	0	0	0
Total Votes Cast	871	776	94	1
Overvotes	0	0	0	0
Undervotes	0	0	0	0

Precinct 234

Statistics	TOTAL	EARLY	POLLS	PROV
Registered Voters - Total	2,351			
Ballots Cast - Total	844	767	77	0
Ballots Cast - Blank	1	1	0	0
Voter Turnout - Total	35.90%			

U.S. Representative In Congress Congressional District 7  
Vote For 1

	TOTAL	EARLY	POLLS	PROV
GRIJALVA, ADELITA	543	524	19	0
BUTIEREZ SR., DANIEL FRANCIS	279	223	56	0
QUINTANA, EDUARDO	13	11	2	0
GRAYSON, RICHARD	4	4	0	0
Write-In Totals	3	3	0	0
Write-In: Irwin Sr., Nathaniel James	0	0	0	0
Write-In: Di Genova, Trista ""Trista""	0	0	0	0
Write-In: Wood, Daniel	0	0	0	0
Write-In: Rose, James	0	0	0	0
Write-In: ~~~ Invalid Write-in ~~~	3	3	0	0
Write-In: Lavers, Cheval	0	0	0	0
Write-In: Beasley, Jeffrey "Jeff"	0	0	0	0
Write-In: Block, Avery	0	0	0	0
Write-In: Hatch, G. Sevilr	0	0	0	0
Write-In: McAllister, David McAllister	0	0	0	0
Not Assigned	0	0	0	0
Total Votes Cast	842	765	77	0
Overvotes	1	1	0	0
Undervotes	1	1	0	0

Precinct 235

Statistics	TOTAL	EARLY	POLLS	PROV
Registered Voters - Total	5,132			
Ballots Cast - Total	1,202	1,086	115	1
Ballots Cast - Blank	1	1	0	0
Voter Turnout - Total	23.42%			

U.S. Representative In Congress Congressional District 7  
Vote For 1

	TOTAL	EARLY	POLLS	PROV
GRIJALVA, ADELITA	865	814	50	1
BUTIEREZ SR., DANIEL FRANCIS	314	252	62	0
QUINTANA, EDUARDO	12	11	1	0
GRAYSON, RICHARD	6	5	1	0
Write-In Totals	4	3	1	0
Write-In: Irwin Sr., Nathaniel James	0	0	0	0
Write-In: Di Genova, Trista ""Trista""	0	0	0	0
Write-In: Wood, Daniel	0	0	0	0
Write-In: Rose, James	0	0	0	0
Write-In: ~~~ Invalid Write-in ~~~	4	3	1	0
Write-In: Lavers, Cheval	0	0	0	0
Write-In: Beasley, Jeffrey "Jeff"	0	0	0	0
Write-In: Block, Avery	0	0	0	0
Write-In: Hatch, G. Sevilr	0	0	0	0
Write-In: McAllister, David McAllister	0	0	0	0
Not Assigned	0	0	0	0
Total Votes Cast	1,201	1,085	115	1
Overvotes	0	0	0	0
Undervotes	1	1	0	0

Precinct 236

Statistics	TOTAL	EARLY	POLLS	PROV
Registered Voters - Total	1,276			
Ballots Cast - Total	264	212	51	1
Ballots Cast - Blank	0	0	0	0
Voter Turnout - Total	20.69%			

U.S. Representative In Congress Congressional District 7  
Vote For 1

	TOTAL	EARLY	POLLS	PROV
GRIJALVA, ADELITA	219	173	46	0
BUTIEREZ SR., DANIEL FRANCIS	41	35	5	1
QUINTANA, EDUARDO	3	3	0	0
GRAYSON, RICHARD	1	1	0	0
Write-In Totals	0	0	0	0
Write-In: Irwin Sr., Nathaniel James	0	0	0	0
Write-In: Di Genova, Trista ""Trista""	0	0	0	0
Write-In: Wood, Daniel	0	0	0	0
Write-In: Rose, James	0	0	0	0
Write-In: ~~~ Invalid Write-in ~~~	0	0	0	0
Write-In: Lavers, Cheval	0	0	0	0
Write-In: Beasley, Jeffrey "Jeff"	0	0	0	0
Write-In: Block, Avery	0	0	0	0
Write-In: Hatch, G. Sevilr	0	0	0	0
Write-In: McAllister, David McAllister	0	0	0	0
Not Assigned	0	0	0	0
Total Votes Cast	264	212	51	1
Overvotes	0	0	0	0
Undervotes	0	0	0	0

Precinct 244

Statistics	TOTAL	EARLY	POLLS	PROV
Registered Voters - Total	963			
Ballots Cast - Total	146	135	11	0
Ballots Cast - Blank	0	0	0	0
Voter Turnout - Total	15.16%			

U.S. Representative In Congress Congressional District 7  
Vote For 1

	TOTAL	EARLY	POLLS	PROV
GRIJALVA, ADELITA	116	111	5	0
BUTIEREZ SR., DANIEL FRANCIS	23	18	5	0
QUINTANA, EDUARDO	7	6	1	0
GRAYSON, RICHARD	0	0	0	0
Write-In Totals	0	0	0	0
Write-In: Irwin Sr., Nathaniel James	0	0	0	0
Write-In: Di Genova, Trista ""Trista""	0	0	0	0
Write-In: Wood, Daniel	0	0	0	0
Write-In: Rose, James	0	0	0	0
Write-In: ~~~ Invalid Write-in ~~~	0	0	0	0
Write-In: Lavers, Cheval	0	0	0	0
Write-In: Beasley, Jeffrey "Jeff"	0	0	0	0
Write-In: Block, Avery	0	0	0	0
Write-In: Hatch, G. Sevilr	0	0	0	0
Write-In: McAllister, David McAllister	0	0	0	0
Not Assigned	0	0	0	0
Total Votes Cast	146	135	11	0
Overvotes	0	0	0	0
Undervotes	0	0	0	0

Precinct 245

Statistics	TOTAL	EARLY	POLLS	PROV
Registered Voters - Total	1,880			
Ballots Cast - Total	670	642	26	2
Ballots Cast - Blank	2	2	0	0
Voter Turnout - Total	35.64%			

U.S. Representative In Congress Congressional District 7  
Vote For 1

	TOTAL	EARLY	POLLS	PROV
GRIJALVA, ADELITA	573	550	21	2
BUTIEREZ SR., DANIEL FRANCIS	76	72	4	0
QUINTANA, EDUARDO	13	12	1	0
GRAYSON, RICHARD	5	5	0	0
Write-In Totals	0	0	0	0
Write-In: Irwin Sr., Nathaniel James	0	0	0	0
Write-In: Di Genova, Trista ""Trista""	0	0	0	0
Write-In: Wood, Daniel	0	0	0	0
Write-In: Rose, James	0	0	0	0
Write-In: ~~~ Invalid Write-in ~~~	0	0	0	0
Write-In: Lavers, Cheval	0	0	0	0
Write-In: Beasley, Jeffrey "Jeff"	0	0	0	0
Write-In: Block, Avery	0	0	0	0
Write-In: Hatch, G. Sevilr	0	0	0	0
Write-In: McAllister, David McAllister	0	0	0	0
Not Assigned	0	0	0	0
Total Votes Cast	667	639	26	2
Overvotes	1	1	0	0
Undervotes	2	2	0	0

Precinct 246

Statistics	TOTAL	EARLY	POLLS	PROV
Registered Voters - Total	2,209			
Ballots Cast - Total	692	660	32	0
Ballots Cast - Blank	0	0	0	0
Voter Turnout - Total	31.33%			

U.S. Representative In Congress Congressional District 7  
Vote For 1

	TOTAL	EARLY	POLLS	PROV
GRIJALVA, ADELITA	615	597	18	0
BUTIEREZ SR., DANIEL FRANCIS	60	46	14	0
QUINTANA, EDUARDO	12	12	0	0
GRAYSON, RICHARD	3	3	0	0
Write-In Totals	2	2	0	0
Write-In: Irwin Sr., Nathaniel James	0	0	0	0
Write-In: Di Genova, Trista ""Trista""	0	0	0	0
Write-In: Wood, Daniel	0	0	0	0
Write-In: Rose, James	0	0	0	0
Write-In: ~~~ Invalid Write-in ~~~	2	2	0	0
Write-In: Lavers, Cheval	0	0	0	0
Write-In: Beasley, Jeffrey "Jeff"	0	0	0	0
Write-In: Block, Avery	0	0	0	0
Write-In: Hatch, G. Seveillr	0	0	0	0
Write-In: McAllister, David McAllister	0	0	0	0
Not Assigned	0	0	0	0
Total Votes Cast	692	660	32	0
Overvotes	0	0	0	0
Undervotes	0	0	0	0

Precinct 247

Statistics	TOTAL	EARLY	POLLS	PROV
Registered Voters - Total	490			
Ballots Cast - Total	124	122	2	0
Ballots Cast - Blank	1	1	0	0
Voter Turnout - Total	25.31%			

U.S. Representative In Congress Congressional District 7  
Vote For 1

	TOTAL	EARLY	POLLS	PROV
GRIJALVA, ADELITA	95	93	2	0
BUTIEREZ SR., DANIEL FRANCIS	26	26	0	0
QUINTANA, EDUARDO	2	2	0	0
GRAYSON, RICHARD	0	0	0	0
Write-In Totals	0	0	0	0
Write-In: Irwin Sr., Nathaniel James	0	0	0	0
Write-In: Di Genova, Trista ""Trista""	0	0	0	0
Write-In: Wood, Daniel	0	0	0	0
Write-In: Rose, James	0	0	0	0
Write-In: ~~~ Invalid Write-in ~~~	0	0	0	0
Write-In: Lavers, Cheval	0	0	0	0
Write-In: Beasley, Jeffrey "Jeff"	0	0	0	0
Write-In: Block, Avery	0	0	0	0
Write-In: Hatch, G. Sevilr	0	0	0	0
Write-In: McAllister, David McAllister	0	0	0	0
Not Assigned	0	0	0	0
Total Votes Cast	123	121	2	0
Overvotes	0	0	0	0
Undervotes	1	1	0	0

Precinct 248

Statistics	TOTAL	EARLY	POLLS	PROV
Registered Voters - Total	956			
Ballots Cast - Total	218	212	6	0
Ballots Cast - Blank	0	0	0	0
Voter Turnout - Total	22.80%			

U.S. Representative In Congress Congressional District 7  
Vote For 1

	TOTAL	EARLY	POLLS	PROV
GRIJALVA, ADELITA	192	189	3	0
BUTIEREZ SR., DANIEL FRANCIS	23	20	3	0
QUINTANA, EDUARDO	0	0	0	0
GRAYSON, RICHARD	1	1	0	0
Write-In Totals	2	2	0	0
Write-In: Irwin Sr., Nathaniel James	0	0	0	0
Write-In: Di Genova, Trista ""Trista""	0	0	0	0
Write-In: Wood, Daniel	0	0	0	0
Write-In: Rose, James	0	0	0	0
Write-In: ~~~ Invalid Write-in ~~~	2	2	0	0
Write-In: Lavers, Cheval	0	0	0	0
Write-In: Beasley, Jeffrey "Jeff"	0	0	0	0
Write-In: Block, Avery	0	0	0	0
Write-In: Hatch, G. Sevilr	0	0	0	0
Write-In: McAllister, David McAllister	0	0	0	0
Not Assigned	0	0	0	0
Total Votes Cast	218	212	6	0
Overvotes	0	0	0	0
Undervotes	0	0	0	0

Precinct 250

Statistics	TOTAL	EARLY	POLLS	PROV
Registered Voters - Total	79			
Ballots Cast - Total	21	18	1	2
Ballots Cast - Blank	0	0	0	0
Voter Turnout - Total	26.58%			

U.S. Representative In Congress Congressional District 7  
Vote For 1

	TOTAL	EARLY	POLLS	PROV
GRIJALVA, ADELITA	6	5	0	1
BUTIEREZ SR., DANIEL FRANCIS	15	13	1	1
QUINTANA, EDUARDO	0	0	0	0
GRAYSON, RICHARD	0	0	0	0
Write-In Totals	0	0	0	0
Write-In: Irwin Sr., Nathaniel James	0	0	0	0
Write-In: Di Genova, Trista ""Trista""	0	0	0	0
Write-In: Wood, Daniel	0	0	0	0
Write-In: Rose, James	0	0	0	0
Write-In: ~~~ Invalid Write-in ~~~	0	0	0	0
Write-In: Lavers, Cheval	0	0	0	0
Write-In: Beasley, Jeffrey "Jeff"	0	0	0	0
Write-In: Block, Avery	0	0	0	0
Write-In: Hatch, G. Seveillr	0	0	0	0
Write-In: McAllister, David McAllister	0	0	0	0
Not Assigned	0	0	0	0
Total Votes Cast	21	18	1	2
Overvotes	0	0	0	0
Undervotes	0	0	0	0

Precinct 257

Statistics	TOTAL	EARLY	POLLS	PROV
Registered Voters - Total	1,851			
Ballots Cast - Total	589	480	106	3
Ballots Cast - Blank	0	0	0	0
Voter Turnout - Total	31.82%			

U.S. Representative In Congress Congressional District 7  
Vote For 1

	TOTAL	EARLY	POLLS	PROV
GRIJALVA, ADELITA	275	260	15	0
BUTIEREZ SR., DANIEL FRANCIS	301	209	89	3
QUINTANA, EDUARDO	6	6	0	0
GRAYSON, RICHARD	4	2	2	0
Write-In Totals	3	3	0	0
Write-In: Irwin Sr., Nathaniel James	0	0	0	0
Write-In: Di Genova, Trista ""Trista""	0	0	0	0
Write-In: Wood, Daniel	0	0	0	0
Write-In: Rose, James	0	0	0	0
Write-In: ~~~ Invalid Write-in ~~~	1	1	0	0
Write-In: Lavers, Cheval	0	0	0	0
Write-In: Beasley, Jeffrey "Jeff"	0	0	0	0
Write-In: Block, Avery	2	2	0	0
Write-In: Hatch, G. Sevilr	0	0	0	0
Write-In: McAllister, David McAllister	0	0	0	0
Not Assigned	0	0	0	0
Total Votes Cast	589	480	106	3
Overvotes	0	0	0	0
Undervotes	0	0	0	0

Precinct 258

Statistics	TOTAL	EARLY	POLLS	PROV
Registered Voters - Total	269			
Ballots Cast - Total	86	79	7	0
Ballots Cast - Blank	0	0	0	0
Voter Turnout - Total	31.97%			

U.S. Representative In Congress Congressional District 7  
Vote For 1

	TOTAL	EARLY	POLLS	PROV
GRIJALVA, ADELITA	34	34	0	0
BUTIEREZ SR., DANIEL FRANCIS	52	45	7	0
QUINTANA, EDUARDO	0	0	0	0
GRAYSON, RICHARD	0	0	0	0
Write-In Totals	0	0	0	0
Write-In: Irwin Sr., Nathaniel James	0	0	0	0
Write-In: Di Genova, Trista ""Trista""	0	0	0	0
Write-In: Wood, Daniel	0	0	0	0
Write-In: Rose, James	0	0	0	0
Write-In: ~~~ Invalid Write-in ~~~	0	0	0	0
Write-In: Lavers, Cheval	0	0	0	0
Write-In: Beasley, Jeffrey "Jeff"	0	0	0	0
Write-In: Block, Avery	0	0	0	0
Write-In: Hatch, G. Sevilr	0	0	0	0
Write-In: McAllister, David McAllister	0	0	0	0
Not Assigned	0	0	0	0
Total Votes Cast	86	79	7	0
Overvotes	0	0	0	0
Undervotes	0	0	0	0

Precinct 264

Statistics	TOTAL	EARLY	POLLS	PROV
Registered Voters - Total	858			
Ballots Cast - Total	192	187	5	0
Ballots Cast - Blank	0	0	0	0
Voter Turnout - Total	22.38%			

U.S. Representative In Congress Congressional District 7  
Vote For 1

	TOTAL	EARLY	POLLS	PROV
GRIJALVA, ADELITA	120	117	3	0
BUTIEREZ SR., DANIEL FRANCIS	66	64	2	0
QUINTANA, EDUARDO	1	1	0	0
GRAYSON, RICHARD	5	5	0	0
Write-In Totals	0	0	0	0
Write-In: Irwin Sr., Nathaniel James	0	0	0	0
Write-In: Di Genova, Trista ""Trista""	0	0	0	0
Write-In: Wood, Daniel	0	0	0	0
Write-In: Rose, James	0	0	0	0
Write-In: ~~~ Invalid Write-in ~~~	0	0	0	0
Write-In: Lavers, Cheval	0	0	0	0
Write-In: Beasley, Jeffrey "Jeff"	0	0	0	0
Write-In: Block, Avery	0	0	0	0
Write-In: Hatch, G. Sevilr	0	0	0	0
Write-In: McAllister, David McAllister	0	0	0	0
Not Assigned	0	0	0	0
Total Votes Cast	192	187	5	0
Overvotes	0	0	0	0
Undervotes	0	0	0	0

Precinct 267

Statistics	TOTAL	EARLY	POLLS	PROV
Registered Voters - Total	42			
Ballots Cast - Total	14	13	1	0
Ballots Cast - Blank	0	0	0	0
Voter Turnout - Total	33.33%			

U.S. Representative In Congress Congressional District 7  
Vote For 1

	TOTAL	EARLY	POLLS	PROV
GRIJALVA, ADELITA	10	10	0	0
BUTIEREZ SR., DANIEL FRANCIS	4	3	1	0
QUINTANA, EDUARDO	0	0	0	0
GRAYSON, RICHARD	0	0	0	0
Write-In Totals	0	0	0	0
Write-In: Irwin Sr., Nathaniel James	0	0	0	0
Write-In: Di Genova, Trista ""Trista""	0	0	0	0
Write-In: Wood, Daniel	0	0	0	0
Write-In: Rose, James	0	0	0	0
Write-In: ~~~ Invalid Write-in ~~~	0	0	0	0
Write-In: Lavers, Cheval	0	0	0	0
Write-In: Beasley, Jeffrey "Jeff"	0	0	0	0
Write-In: Block, Avery	0	0	0	0
Write-In: Hatch, G. Seveillr	0	0	0	0
Write-In: McAllister, David McAllister	0	0	0	0
Not Assigned	0	0	0	0
Total Votes Cast	14	13	1	0
Overvotes	0	0	0	0
Undervotes	0	0	0	0

Precinct 271

Statistics	TOTAL	EARLY	POLLS	PROV
Registered Voters - Total	895			
Ballots Cast - Total	178	167	11	0
Ballots Cast - Blank	0	0	0	0
Voter Turnout - Total	19.89%			

U.S. Representative In Congress Congressional District 7  
Vote For 1

	TOTAL	EARLY	POLLS	PROV
GRIJALVA, ADELITA	108	107	1	0
BUTIEREZ SR., DANIEL FRANCIS	68	58	10	0
QUINTANA, EDUARDO	2	2	0	0
GRAYSON, RICHARD	0	0	0	0
Write-In Totals	0	0	0	0
Write-In: Irwin Sr., Nathaniel James	0	0	0	0
Write-In: Di Genova, Trista ""Trista""	0	0	0	0
Write-In: Wood, Daniel	0	0	0	0
Write-In: Rose, James	0	0	0	0
Write-In: ~~~ Invalid Write-in ~~~	0	0	0	0
Write-In: Lavers, Cheval	0	0	0	0
Write-In: Beasley, Jeffrey "Jeff"	0	0	0	0
Write-In: Block, Avery	0	0	0	0
Write-In: Hatch, G. Sevilr	0	0	0	0
Write-In: McAllister, David McAllister	0	0	0	0
Not Assigned	0	0	0	0
Total Votes Cast	178	167	11	0
Overvotes	0	0	0	0
Undervotes	0	0	0	0

Precinct 272

Statistics	TOTAL	EARLY	POLLS	PROV
Registered Voters - Total	1,666			
Ballots Cast - Total	472	428	43	1
Ballots Cast - Blank	1	0	1	0
Voter Turnout - Total	28.33%			

U.S. Representative In Congress Congressional District 7  
Vote For 1

	TOTAL	EARLY	POLLS	PROV
GRIJALVA, ADELITA	341	326	14	1
BUTIEREZ SR., DANIEL FRANCIS	119	91	28	0
QUINTANA, EDUARDO	4	4	0	0
GRAYSON, RICHARD	6	6	0	0
Write-In Totals	1	1	0	0
Write-In: Irwin Sr., Nathaniel James	0	0	0	0
Write-In: Di Genova, Trista ""Trista""	0	0	0	0
Write-In: Wood, Daniel	0	0	0	0
Write-In: Rose, James	0	0	0	0
Write-In: ~~~ Invalid Write-in ~~~	1	1	0	0
Write-In: Lavers, Cheval	0	0	0	0
Write-In: Beasley, Jeffrey "Jeff"	0	0	0	0
Write-In: Block, Avery	0	0	0	0
Write-In: Hatch, G. Sevilr	0	0	0	0
Write-In: McAllister, David McAllister	0	0	0	0
Not Assigned	0	0	0	0
Total Votes Cast	471	428	42	1
Overvotes	0	0	0	0
Undervotes	1	0	1	0