

BOARD OF SUPERVISORS' SPECIAL MEETING MINUTES

The Pima County Board of Supervisors met remotely in special session through technological means at 9:00 a.m. on Thursday, November 21, 2024. Upon roll call, those present and absent were as follows:

Present: Adelita S. Grijalva, Chair
Rex Scott, Vice Chair
Dr. Sylvia M. Lee, Member
Steve Christy, Member

Also Present: Jan Leshar, County Administrator
Daniel Jurkowitz, Assistant Chief Civil Deputy County Attorney
Melissa Manriquez, Clerk of the Board
John Stuckey, Sergeant at Arms

Absent: Dr. Matt Heinz, Member

1. PLEDGE OF ALLEGIANCE

All present joined in the Pledge of Allegiance.

2. LAND ACKNOWLEDGEMENT STATEMENT

The Land Acknowledgement Statement was delivered by Chair Grijalva.

ELECTIONS

3. Canvass

Pursuant to A.R.S. §16-642(A), canvass of the election results for the November 5, 2024, General Election.

Constance Hargrove, Director, Pima County Elections Department, provided an overview of the canvass and stated that all of the statutory requirements for conducting an election had been followed. She pointed out in the memorandum that had been provided to the Board, which had been a part of the conversation throughout the election was that ballots did not equate to cards, and the number of ballots that were cast did not equate to the number of ballots that were actually processed, so that terminology could not be used interchangeably. She stated that page 14 of the canvass was the early ballot process report and that report was provided by the Recorder's Office and it indicated the number of early ballots that were sent out, the number that were returned, and the number of ballots that were turned over to the Elections Department to be processed. She stated that when you looked at the number of early ballots to be processed, that was the number that they looked towards whether or not they received them and processed them all. She stated that this report was important for early ballots. She stated that page 77 was an overview of the provisional ballots that the Recorder's Office received and the dispositions of those ballots and there was a detailed report included for

provisional ballots. She stated that the overview was a summary of how many ballots were actually accepted and how many were rejected, and the Recorder accepted 3,555 of those provisional ballots and the total number of provisional ballots was 6,849. She believed Gisela Aaron had questions about the numbers on the Secretary of State's website that were not matching or fluctuating, and this was because all provisional ballots were not counted and all of the early ballots were not counted since some had to be cured and of those ballots that needed to be cured, some of them were not accepted, so if someone tried to add the numbers up and come to a number that indicated an amount of ballots that should have been processed because of the amount of ballots that were left to be processed did not work. She stated that page 78 was the ballot process and on this page the Elections Department pulled out the summary of numbers of ballots processed. She stated that ballots processed would be the early ballots, affidavits that they received from the Recorder and then they processed all of those. She stated there was one that was rejected and it had not been processed, so this number was not going to match the number of ballots cast. She stated that first ballots counted were the ballots that were received from the vote centers. She stated the provisional ballots process they received 6,619 ballots from the Recorder's Office and they were not all verified and verified meant they were okay to count and unverified meant they could not determine their eligibility, either they were not registered or something else was wrong and they could not count that ballot. She stated there were 3,517 verified ballots for provisionals and 36 verified ballots for traditional provisionals. She stated that the total ballots received and processed was 518,595 and the total number of ballots cast was 518,466. She stated this number was lower than the total number of ballots that were processed because the voting equipment only counted the first page of a ballot as a ballot cast, and there was a two-page ballot, so if anyone had not sent in the first page, then it was not counted into the ballot cast number, but that did not mean that the votes on the second page were not counted, they were. She stated that there was a handful of these ballots and the majority of voters sent in both ballot pages. She stated that of the total number of ballots cast, 72,633 were from the vote centers, 442,281 were early ballots and 3,552 were provisional cast ballots. She stated that candidates' votes and propositions' votes were listed on page 2 and all of those votes were counted and accounted for and also included in the canvass were the precincts reports. She stated that the early ballot process report gave a detail of counting of every ballot that was received from the Recorder's Office, the total number and the affidavit envelopes because they counted the envelopes. She stated the report went into more detail regarding how many ballots were sent to count and how many total cards were counted and the memorandum provided links to the information. She stated that this was an accounting of what was done with every early ballot received in their office to process for this election. She stated that the ballots received and processed and the results for the election were accurate based on the information received from the vote centers and the ballots received from the Recorder's Office and what they were able to process in the Elections Department.

Supervisor Christy thanked Director Hargrove for her overview and memorandum. He indicated that there was one category that he was unclear on and asked what vote center issue meant.

Ms. Hargrove responded that she believed it meant there was an error made by a poll worker, but that Recorder Cázares-Kelly could answer that question.

Gabriella Cázares-Kelly, Pima County Recorder, responded that was correct.

Supervisor Scott requested that Legal Counsel outline the statutory role of the Board regarding approval of the canvass.

Daniel Jurkowitz, Assistant Chief Civil Deputy County Attorney, Pima County Attorney's Office, stated that pursuant to A.R.S. §16-642, the Board had a mandatory duty to approve and certify the results of the election as of today's date. He stated that it was important to do because the Secretary of State had to certify the election results for the State of Arizona on Monday, November 25, 2024, which was also a mandatory statutory duty. He stated that if the County did not do so, then it could jeopardize the inclusion of Pima County's votes in the State and National vote totals. He stated that the Board had duties under Title 16 to supervise the Elections Director, to process and count the ballots, certify the results, issue election certificates to those individuals who were elected and in this particular case, because it was statutory, the County met the requirements for a recount, which would be discussed at the next meeting, and the Board had a mandatory obligation to request a recount from Superior Court in that race, as well.

Chair Grijalva thanked the Elections Department and Recorder's Office for all of their hard work during this election cycle. She stated there was a record turnout and a ballot that was double in size, and some had expressed frustration regarding the amount of time it took to process those ballots and Pima County had also gotten national attention for the time, but it was important to note that every election the County was getting better. She hoped there would be an opportunity to look over pros and cons and what did or did not work, but overall every valid vote had been counted.

It was moved by Chair Grijalva, seconded by Supervisor Scott and carried by a 4-0 vote, Supervisor Heinz was absent, to canvass the election.

4. **ADJOURNMENT**

As there was no further business to come before the Board, the meeting was adjourned at 9:29 a.m.

CHAIR

ATTEST:

CLERK



Official Canvass

General Election
November 5, 2024

Pima County Elections
6550 S. Country Club Road
Tucson, AZ 85756



November 20, 2024

In accordance with Arizona Revised Statutes, Title 16, I hereby certify the enclosed tabulation is a full, true, and correct copy of the Returns of the 2024 General Election held pursuant to Arizona Constitution, Article 7, and Arizona Revised Statutes Title 9 and 16 in and for Pima County, Arizona on November 5, 2024. This tabulation includes all early ballots and verified provisional ballots cast at said election.

Respectfully submitted,

Constance L. Hargrove, Director
Pima County Department of Elections

End of Election Notice

Constance L. Hargrove, Director

6550 S. Country Club Road · Tucson, AZ 85756 · Desk: 520-724-6868 | Fax: 520-724-6870 · constance.hargrove@pima.gov

www.pima.gov

Certification Information



09/26/2024

The Honorable Adrian Fontes
Secretary of State
State Capitol – West Wing
1700 W. Washington St.
Phoenix, AZ 85007

Dear Secretary Fontes,

Pursuant to A.R.S. § 16-445, the Pima County Department of Elections is filing a backup of the EMS Software and Database that is going to be used for the 2024 General Election.

If you have any questions, feel free to contact me at (520) 724-6830.

Sincerely,

A handwritten signature in black ink. The signature is cursive and appears to read "Constance L. Hargrove". It starts with a large, looped "C" and ends with a long, horizontal stroke that tapers to a point.

Constance L. Hargrove, Director
Pima County Department of Elections

System Back Up Notice

ADDITIONAL REPORTING FORMS

Equipment, Software, Firmware, and Hash Code Certification Statement

I, **Constance L. Hargrove** certify by affixing my signature to this document that all election equipment and firmware, as well as all election management system software to be used in the **General Election** to be held on **November 5, 2024** in **Pima County** has been certified for use by the Arizona Secretary of State and that I have compared the hash code on file with the National Institute of Science and Technology (NIST) or the Arizona Secretary of State's Office to the hash code of the election management system software to be used in this election and certify that the numbers are identical. The following is a list of the equipment, firmware, and election management system software to be used in the forementioned election:

VOTING UNITS

Manufacturer	Model	Firmware Version
<u>Election Systems & Software</u>	<u>ExpressVote Version 1.0</u>	<u>4.2.1.0</u>
<u>Election Systems & Software</u>	<u>ExpressVote Version 2.0</u>	<u>4.2.1.0</u>

CENTRAL COUNT UNITS

Manufacturer	Model	Firmware Version
<u>Election Systems & Software</u>	<u>DS 850 Version 1.0</u>	<u>4.2.0.0</u>

ELECTION MANAGEMENT SOFTWARE

Manufacturer	Product Name	Version
<u>Election Systems & Software</u>	<u>ElectionWare (EMS System)</u>	<u>6.3.0.0</u>



Officer in Charge of Elections Signature

9/26/2024

Date





Certification of Completion


ES&S Software Hash Validation

We the undersigned do hereby certify that a Hash Code verification was held for the

2024 General Election

and we declare under penalty of perjury under the laws of the State of Arizona that the foregoing is true and correct, on the

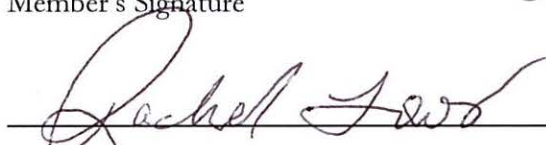
26th day of September, 2024 at 11:04 AM
(day) (Month) (Year) (Time)



Member's Signature



Member's Signature



Member's Signature



Member's Signature



Completion Form by the Pima County Accuracy Certification Board

We, the undersigned members of the Accuracy Certification Board, having been duly appointed for the 2024 General Election held in the County of Pima, State of Arizona, on the 26th day of September, 2024 at 10:14 Am verify the **Logic and Accuracy Test** ballots as required by A.R.S. § 16-449 for use on the accessible voting devices and systems, adopted pursuant to the Secretary of State's Procedures Manual, do hereby certify to the Secretary of State:

1. THAT the pre-audited group of ballots, prepared pursuant to A.R.S. § 16-449, have been used to ascertain that the equipment and programs, being used in this election, correctly counted the votes cast for all offices and measures;
2. THAT the pre-vote counting test results have been compared with the predetermined correct totals for each office and ballot measure;
3. THAT the cause of any discrepancy was found and corrected; and
4. THAT the Logic and Accuracy Test programs, the Logic and Accuracy test ballots, and the Logic and Accuracy test printed output which were certified as correct by the Accuracy Certification Board were delivered into the custody of the Elections Director or the Office of the Secretary of State.

We declare under penalty of perjury under the laws of the State of Arizona that the foregoing is true and correct.

9-26-24
Member's Signature Date

9/26/24
Member's Signature Date

9/26/24
Member's Signature Date

9/26/24
Member's Signature Date

9/26/24
Member's Signature Date

9/26/24
Member's Signature Date



Certification of Completion

In-House Logic & Accuracy Test

We the undersigned do hereby certify that a test was held for the


2024 General Election
on the
26th day of September, 2024 at 10:14 AM
(day) (Month) (Year) (Time)

and that the EMS System's precinct and
summary report match the printouts and the pre-audit reports.


Member's Signature


Member's Signature


Member's Signature

 9/26/24
Member's Signature



Certification of Completion

Political Party Logic & Accuracy Test

We the undersigned do hereby certify that a test was held for the

2024 General Election
on the
2nd day of October, 2024 at 11:50 a.m.
(day) (Month) (Year) (Time)

and that the EMS System's precinct and
summary report match the printouts and the pre-audit reports.

Eli Y. Lim

Member's Signature

Patricia Ryan

Member's Signature

Barbara Tellman


Member's Signature

Julie W. Harwood

Member's Signature

State of Arizona

DEPARTMENT OF STATE
Office of the Secretary of State




2024 General Election November 5, 2024

Logic & Accuracy Equipment Certificate

Pursuant to Arizona Revised Statute § 16-449, the Arizona Secretary of State's Office has completed the required logic and accuracy testing and certifies that the voting equipment, including accessible voting and tabulation equipment, in Pima County met the requirements for logic and accuracy testing standards on October 7, 2024.


Secretary of State's Office/Date


Pima County Election Official/Date



Completion Form by the Pima County Accuracy Certification Board

We, the undersigned members of the Accuracy Certification Board, having been duly appointed for the 2024 General Election held in the County of Pima, State of Arizona, on the 18th day of November, 2024 at 11:34 AM verify the

POST Logic and Accuracy Test ballots as required by A.R.S. § 16-449 for use on the central count systems, adopted pursuant to the Secretary of State's Procedures Manual, do hereby certify to the Secretary of State:

1. THAT the pre-audited group of ballots, prepared pursuant to A.R.S. § 16-449, have been used to ascertain that the equipment and programs, being used in this election, correctly counted the votes cast for all offices and measures;
2. THAT the pre-vote counting test results have been compared with the predetermined correct totals for each office and ballot measure;
3. THAT the cause of any discrepancy was found and corrected; and
4. THAT the Logic and Accuracy Test programs, the Logic and Accuracy test ballots, and the Logic and Accuracy test printed output which were certified as correct by the Accuracy Certification Board were delivered into the custody of the Elections Director or the Office of the Secretary of State.

We declare under penalty of perjury under the laws of the State of Arizona that the foregoing is true and correct.

Barbara Tellman 11-18-24
Member's Signature Date

Cynthia Coleman 11/18/24
Member's Signature Date

Rachel Ross 11/18/24
Member's Signature Date

[Signature] 11/18/24
Member's Signature Date

David [Signature] 11/18/24
Member's Signature Date

Member's Signature Date

Ballots
Processed
Information

2024 General Election
VOTER REGISTRATION TOTALS

ELIGIBLE VOTERS	DEMs	REPs	LBTs	NOLs	GRNs	OTHs	Total
Active Voters	245,471	186,711	4,571	4,215	1,012	220,377	662,357
Inactive Voters	26,535	18,027	879	153	169	33,124	78,887



Pima County Recorder

2024 GENERAL ELECTION

November 5, 2024

Canvass Information

Our office contributes Voter Registration and Early Voting data to the official election record called the Canvass Report. The Election Department is in charge of adding our data to their tabulation and audit data, and submitting it to the Pima County Board of Supervisors for approval and then on to the AZ Secretary of State. Once final, the Canvass Report is available to the public on the Elections Department Website.

Early Ballots Processed

Total Original Ballots Sent	542,172
<i>Total Replacement Ballots Provided</i>	<i>21,787</i>
Total Early Ballots Returned	451,260
Total Ballots Returned Unvoted *	(7,540)
Total Curable Ballots Rejected **	(1,272)
Ballots Redlined before Tabulation ***	(39)
Turned over for tabulation	442,409

*** Ballots Returned Unvoted:** Ballots returned as Undeliverable or with notation that the voter is deceased. These ballots are retained by the Recorder's Office for Voter Registration Roll maintenance purposes.

**** Curable Ballots Rejected:** Only represents ballots that were eligible to be signature verified but could not confirm voter's signature. Ineligible ballot reasons on the next page.

***** Redline:** The Early Election Board rejected the Ballot Affidavit for containing something other than a 2024 Primary Election ballot and were removed from the turnover receipt. Voters were informed by the Recorder's Office.

2024 GENERAL ELECTION Ballot Curing Outcome Totals

Please note that this chart represents individual ballots. If the original ballot cannot be reconciled, a voter may receive replacement ballots. A voter may also be associated with multiple ballots each containing an issue. Refer to the **Curable Ballots Rejected** value for the number of **VOTERS** whose ballots could not be resolved.

Reason	BALLOT ACCEPTED	BALLOT REJECTED	BALLOT UNVOTED	REPLACEMENT BALLOT ISSUED	Total
DAMAGED	2				2
EMPTY AFFIDAVIT	6	10		2	18
HOUSEHOLD MIX-UP	20	14			34
NO AFFIDAVIT	164	236		184	584
NO SIGNATURE	53	57		43	153
OTHER	157	140		6	303
SIGNED BY POA		2			2
UNABLE TO VERIFY SIGNATURE	2,062	884		11	2,957
UNDELIVERABLE	2,881		7,371	388	10,640
VOTED TWICE	79	70		1	150
VOTER DECEASED			30		30
Total	5,424	1,413	7,401	635	14,873

2024 GENERAL ELECTION

Problem Ballot Outcome Totals (By Precinct)

Reason	Outcome	Total
COULD NOT CONFIRM SIGNATURE	Rejected	4
NO AFFIDAVIT	Rejected	1
OTHER	Rejected	1
TXT2CURE	Counted	2
UNDELIVERABLE	Unvoted	37
VOTER VERIFIED SIGNATURE	Counted	1

Precinct: 001: 46

SUPERVISOR VALIDATED SIGNATURE	Counted	1
UNDELIVERABLE	Unvoted	11

Precinct: 002: 12

UNDELIVERABLE	Unvoted	4
VOTER VERIFIED SIGNATURE	Counted	1

Precinct: 003: 5

NO AFFIDAVIT	Rejected	5
NOT ELIGIBLE	Rejected	1
TXT2CURE	Counted	1
UNDELIVERABLE	Unvoted	16
VOTER VERIFIED SIGNATURE	Counted	1

Precinct: 004: 24

COULD NOT CONFIRM SIGNATURE	Rejected	8
NO AFFIDAVIT	Rejected	8
NO BALLOT	Rejected	2
NO SIGNATURE	Rejected	1
OTHER	Rejected	1
SUPERVISOR VALIDATED SIGNATURE	Counted	3
TXT2CURE	Counted	1
UNDELIVERABLE	Unvoted	44
VOTER VERIFIED SIGNATURE	Counted	5

Precinct: 005: 73

COULD NOT CONFIRM SIGNATURE	Rejected	16
-----------------------------	----------	----

2024 GENERAL ELECTION

Problem Ballot Outcome Totals (By Precinct)

NO AFFIDAVIT	Rejected	2
NO SIGNATURE	Rejected	3
OTHER	Rejected	1
SUPERVISOR VALIDATED SIGNATURE	Counted	5
TXT2CURE	Counted	9
UNDELIVERABLE	Unvoted	66
VOTER DECEASED	Unvoted	1
VOTER VERIFIED SIGNATURE	Counted	6

Precinct: 006: 109

UNDELIVERABLE	Unvoted	4
---------------	---------	---

Precinct: 007: 4

NO AFFIDAVIT	Rejected	1
OTHER	Rejected	1
UNDELIVERABLE	Unvoted	2
VOTER VERIFIED SIGNATURE	Counted	1

Precinct: 008: 5

COULD NOT CONFIRM SIGNATURE	Rejected	3
NO BALLOT	Rejected	1
NO SIGNATURE	Rejected	2
TXT2CURE	Counted	2
UNDELIVERABLE	Unvoted	55
VOTER VERIFIED SIGNATURE	Counted	2

Precinct: 009: 65

COULD NOT CONFIRM SIGNATURE	Rejected	1
NO AFFIDAVIT	Rejected	1
OTHER	Rejected	2
TXT2CURE	Counted	1
UNDELIVERABLE	Unvoted	41
VOTER VERIFIED SIGNATURE	Counted	3

Precinct: 010: 49

COULD NOT CONFIRM SIGNATURE	Rejected	4
NO AFFIDAVIT	Rejected	2

2024 GENERAL ELECTION

Problem Ballot Outcome Totals (By Precinct)

NO SIGNATURE	Rejected	2
OTHER	Rejected	2
SUPERVISOR VALIDATED SIGNATURE	Counted	4
TXT2CURE	Counted	1
UNDELIVERABLE	Unvoted	24
VOTER DECEASED	Unvoted	1
VOTER VERIFIED SIGNATURE	Counted	2

Precinct: 011: 42

COULD NOT CONFIRM SIGNATURE	Rejected	6
NO AFFIDAVIT	Rejected	3
NO SIGNATURE	Rejected	1
SUPERVISOR VALIDATED SIGNATURE	Counted	2
TXT2CURE	Counted	2
UNDELIVERABLE	Unvoted	133
VOTER VERIFIED SIGNATURE	Counted	5

Precinct: 012: 152

COULD NOT CONFIRM SIGNATURE	Rejected	7
NO SIGNATURE	Rejected	1
NOT ELIGIBLE	Rejected	1
OTHER	Rejected	3
SUPERVISOR VALIDATED SIGNATURE	Counted	2
TXT2CURE	Counted	3
UNDELIVERABLE	Unvoted	51
VOTED TWICE	Rejected	1
VOTER VERIFIED SIGNATURE	Counted	6

Precinct: 013: 75

COULD NOT CONFIRM SIGNATURE	Rejected	7
NO AFFIDAVIT	Rejected	1
NO SIGNATURE	Rejected	1
OTHER	Rejected	1
SUPERVISOR VALIDATED SIGNATURE	Counted	1
TXT2CURE	Counted	4
UNDELIVERABLE	Unvoted	79

2024 GENERAL ELECTION

Problem Ballot Outcome Totals (By Precinct)

VOTED TWICE	Rejected	1
VOTER MOVED	Rejected	1
VOTER VERIFIED SIGNATURE	Counted	5

Precinct: 014: 101

COULD NOT CONFIRM SIGNATURE	Rejected	4
NO AFFIDAVIT	Rejected	3
NO SIGNATURE	Rejected	1
Reassigned	Counted	1
SUPERVISOR VALIDATED SIGNATURE	Counted	1
TXT2CURE	Counted	1
UNDELIVERABLE	Unvoted	27

Precinct: 015: 38

COULD NOT CONFIRM SIGNATURE	Rejected	6
NO AFFIDAVIT	Rejected	1
NO SIGNATURE	Rejected	1
NOT ELIGIBLE	Rejected	1
TXT2CURE	Counted	2
UNDELIVERABLE	Unvoted	17
VOTER VERIFIED SIGNATURE	Counted	5

Precinct: 016: 33

COULD NOT CONFIRM SIGNATURE	Rejected	3
NO SIGNATURE	Rejected	1
TXT2CURE	Counted	3
UNDELIVERABLE	Unvoted	42
VOTER VERIFIED SIGNATURE	Counted	4

Precinct: 017: 53

COULD NOT CONFIRM SIGNATURE	Rejected	6
NO AFFIDAVIT	Rejected	3
NOT ELIGIBLE	Rejected	1
OTHER	Rejected	1
TXT2CURE	Counted	3
UNDELIVERABLE	Unvoted	70
VOTER DECEASED	Unvoted	1

2024 GENERAL ELECTION

Problem Ballot Outcome Totals (By Precinct)

VOTER MOVED	Rejected	1
VOTER VERIFIED SIGNATURE	Counted	5

Precinct: 018: 91

COULD NOT CONFIRM SIGNATURE	Rejected	2
NO AFFIDAVIT	Rejected	1
TXT2CURE	Counted	1
UNDELIVERABLE	Unvoted	6
VOTER VERIFIED SIGNATURE	Counted	2

Precinct: 019: 12

COULD NOT CONFIRM SIGNATURE	Rejected	10
NO AFFIDAVIT	Rejected	1
NO SIGNATURE	Rejected	2
SUPERVISOR VALIDATED SIGNATURE	Counted	2
TXT2CURE	Counted	1
UNDELIVERABLE	Unvoted	69
VOTER MOVED	Rejected	1
VOTER VERIFIED SIGNATURE	Counted	7

Precinct: 020: 93

COULD NOT CONFIRM SIGNATURE	Rejected	5
NO AFFIDAVIT	Rejected	1
NO SIGNATURE	Rejected	1
NOT ELIGIBLE	Rejected	1
SUPERVISOR VALIDATED SIGNATURE	Counted	1
UNDELIVERABLE	Unvoted	72
VOTER VERIFIED SIGNATURE	Counted	6

Precinct: 021: 87

COULD NOT CONFIRM SIGNATURE	Rejected	17
NO AFFIDAVIT	Rejected	8
NOT ELIGIBLE	Rejected	2
SUPERVISOR VALIDATED SIGNATURE	Counted	4
TXT2CURE	Counted	3
UNDELIVERABLE	Unvoted	88
VOTED TWICE	Rejected	2

2024 GENERAL ELECTION

Problem Ballot Outcome Totals (By Precinct)

VOTER VERIFIED SIGNATURE	Counted	11
--------------------------	---------	----

Precinct: 022: 135

COULD NOT CONFIRM SIGNATURE	Rejected	14
NO AFFIDAVIT	Rejected	5
NO BALLOT	Rejected	1
NO SIGNATURE	Rejected	1
NOT ELIGIBLE	Rejected	1
TXT2CURE	Counted	5
UNDELIVERABLE	Unvoted	38
VOTER VERIFIED SIGNATURE	Counted	7

Precinct: 023: 72

COULD NOT CONFIRM SIGNATURE	Rejected	6
NO AFFIDAVIT	Rejected	4
NO SIGNATURE	Rejected	1
OTHER	Rejected	2
SUPERVISOR VALIDATED SIGNATURE	Counted	2
TXT2CURE	Counted	3
UNDELIVERABLE	Unvoted	30
VOTER VERIFIED SIGNATURE	Counted	3

Precinct: 024: 51

COULD NOT CONFIRM SIGNATURE	Rejected	11
NO AFFIDAVIT	Rejected	3
NO SIGNATURE	Rejected	2
NOT ELIGIBLE	Rejected	1
OTHER	Rejected	1
SUPERVISOR VALIDATED SIGNATURE	Counted	1
TXT2CURE	Counted	2
UNDELIVERABLE	Unvoted	24
VOTED TWICE	Rejected	3
VOTER VERIFIED SIGNATURE	Counted	4

Precinct: 025: 52

2024 GENERAL ELECTION

Problem Ballot Outcome Totals (By Precinct)

COULD NOT CONFIRM SIGNATURE	Rejected	10
HOUSEHOLD MATCH	Counted	1
NO AFFIDAVIT	Rejected	6
NO SIGNATURE	Rejected	1
NOT ELIGIBLE	Rejected	2
SUPERVISOR VALIDATED SIGNATURE	Counted	1
TXT2CURE	Counted	1
UNDELIVERABLE	Unvoted	32
VOTED TWICE	Rejected	1
VOTER MOVED	Rejected	1
VOTER VERIFIED SIGNATURE	Counted	6

Precinct: 026: 62

COULD NOT CONFIRM SIGNATURE	Rejected	3
NO AFFIDAVIT	Rejected	3
NO BALLOT	Rejected	1
NO SIGNATURE	Rejected	2
OTHER	Rejected	1
TXT2CURE	Counted	1
UNDELIVERABLE	Unvoted	12
VOTER VERIFIED SIGNATURE	Counted	3

Precinct: 028: 26

COULD NOT CONFIRM SIGNATURE	Rejected	4
OTHER	Rejected	1
TXT2CURE	Counted	2
UNDELIVERABLE	Unvoted	11
VOTER VERIFIED SIGNATURE	Counted	2

Precinct: 029: 20

COULD NOT CONFIRM SIGNATURE	Rejected	6
NO AFFIDAVIT	Rejected	7
TXT2CURE	Counted	5
UNDELIVERABLE	Unvoted	58
VOTED TWICE	Rejected	1
VOTER VERIFIED SIGNATURE	Counted	4

2024 GENERAL ELECTION

Problem Ballot Outcome Totals (By Precinct)

Precinct: 030: 81

COULD NOT CONFIRM SIGNATURE	Rejected	5
SUPERVISOR VALIDATED SIGNATURE	Counted	2
UNDELIVERABLE	Unvoted	17
VOTER VERIFIED SIGNATURE	Counted	4

Precinct: 031: 28

COULD NOT CONFIRM SIGNATURE	Rejected	12
NO AFFIDAVIT	Rejected	9
NO SIGNATURE	Rejected	1
OTHER	Rejected	1
SUPERVISOR VALIDATED SIGNATURE	Counted	2
TXT2CURE	Counted	4
UNDELIVERABLE	Unvoted	75
VOTED TWICE	Rejected	1
VOTER DECEASED	Unvoted	1
VOTER VERIFIED SIGNATURE	Counted	8

Precinct: 032: 114

COULD NOT CONFIRM SIGNATURE	Rejected	4
NO SIGNATURE	Rejected	1
SUPERVISOR VALIDATED SIGNATURE	Counted	1
TXT2CURE	Counted	1
UNDELIVERABLE	Unvoted	52
VOTER VERIFIED SIGNATURE	Counted	1

Precinct: 033: 60

COULD NOT CONFIRM SIGNATURE	Rejected	3
NO AFFIDAVIT	Rejected	4
UNDELIVERABLE	Unvoted	27
VOTER VERIFIED SIGNATURE	Counted	3

Precinct: 034: 37

2024 GENERAL ELECTION

Problem Ballot Outcome Totals (By Precinct)

NO SIGNATURE	Rejected	1
OTHER	Rejected	1
UNDELIVERABLE	Unvoted	5

Precinct: 035: 7

COULD NOT CONFIRM SIGNATURE	Rejected	9
NO AFFIDAVIT	Rejected	9
NO SIGNATURE	Rejected	4
OTHER	Rejected	1
SUPERVISOR VALIDATED SIGNATURE	Counted	2
TXT2CURE	Counted	6
UNDELIVERABLE	Unvoted	131
VOTED TWICE	Rejected	1
VOTER MOVED	Rejected	1
VOTER VERIFIED SIGNATURE	Counted	6

Precinct: 036: 170

COULD NOT CONFIRM SIGNATURE	Rejected	5
SUPERVISOR VALIDATED SIGNATURE	Counted	1
UNDELIVERABLE	Unvoted	31
VOTED TWICE	Rejected	1
VOTER VERIFIED SIGNATURE	Counted	1

Precinct: 037: 39

COULD NOT CONFIRM SIGNATURE	Rejected	3
NO AFFIDAVIT	Rejected	1
NO BALLOT	Rejected	1
NO SIGNATURE	Rejected	1
OTHER	Rejected	2
TXT2CURE	Counted	2
UNDELIVERABLE	Unvoted	92
VOTED TWICE	Rejected	2
VOTER VERIFIED SIGNATURE	Counted	1

Precinct: 038: 105

COULD NOT CONFIRM SIGNATURE	Rejected	8
HOUSEHOLD MATCH	Counted	1

2024 GENERAL ELECTION

Problem Ballot Outcome Totals (By Precinct)

NO AFFIDAVIT	Rejected	1
OTHER	Rejected	1
TXT2CURE	Counted	2
UNDELIVERABLE	Unvoted	22
VOTER MOVED	Rejected	1
VOTER VERIFIED SIGNATURE	Counted	5

Precinct: 039: 41

COULD NOT CONFIRM SIGNATURE	Rejected	8
NO AFFIDAVIT	Rejected	2
OTHER	Rejected	1
SUPERVISOR VALIDATED SIGNATURE	Counted	3
TXT2CURE	Counted	6
UNDELIVERABLE	Unvoted	37
VOTED TWICE	Rejected	1
VOTER VERIFIED SIGNATURE	Counted	6

Precinct: 040: 64

COULD NOT CONFIRM SIGNATURE	Rejected	17
NO AFFIDAVIT	Rejected	6
NO SIGNATURE	Rejected	1
OTHER	Rejected	2
SUPERVISOR VALIDATED SIGNATURE	Counted	11
TXT2CURE	Counted	9
UNDELIVERABLE	Unvoted	78
VOTED TWICE	Rejected	1
VOTER MOVED	Rejected	2
VOTER VERIFIED SIGNATURE	Counted	15

Precinct: 041: 142

COULD NOT CONFIRM SIGNATURE	Rejected	6
NO AFFIDAVIT	Rejected	6
NO SIGNATURE	Rejected	1
NOT ELIGIBLE	Rejected	1
OTHER	Rejected	5
SUPERVISOR VALIDATED SIGNATURE	Counted	2

2024 GENERAL ELECTION

Problem Ballot Outcome Totals (By Precinct)

TXT2CURE	Counted	4
UNDELIVERABLE	Unvoted	191
VOTED TWICE	Rejected	2
VOTER DECEASED	Unvoted	1
VOTER MOVED	Rejected	2
VOTER VERIFIED SIGNATURE	Counted	6

Precinct: 042: 227

NO AFFIDAVIT	Rejected	4
OTHER	Rejected	1
SUPERVISOR VALIDATED SIGNATURE	Counted	1
TXT2CURE	Counted	1
UNDELIVERABLE	Unvoted	66
VOTER VERIFIED SIGNATURE	Counted	1

Precinct: 043: 74

COULD NOT CONFIRM SIGNATURE	Rejected	6
NO AFFIDAVIT	Rejected	4
NO SIGNATURE	Rejected	2
OTHER	Rejected	1
SUPERVISOR VALIDATED SIGNATURE	Counted	1
UNDELIVERABLE	Unvoted	89

Precinct: 044: 103

COULD NOT CONFIRM SIGNATURE	Rejected	3
TXT2CURE	Counted	2
UNDELIVERABLE	Unvoted	74
VOTED TWICE	Rejected	1
VOTER VERIFIED SIGNATURE	Counted	1

Precinct: 045: 81

COULD NOT CONFIRM SIGNATURE	Rejected	3
NO AFFIDAVIT	Rejected	1
SUPERVISOR VALIDATED SIGNATURE	Counted	1
TXT2CURE	Counted	1
UNDELIVERABLE	Unvoted	6
VOTER VERIFIED SIGNATURE	Counted	1

2024 GENERAL ELECTION

Problem Ballot Outcome Totals (By Precinct)

Precinct: 046: 13

COULD NOT CONFIRM SIGNATURE	Rejected	13
NO AFFIDAVIT	Rejected	17
NO SIGNATURE	Rejected	2
OTHER	Rejected	2
SUPERVISOR VALIDATED SIGNATURE	Counted	1
TXT2CURE	Counted	3
UNDELIVERABLE	Unvoted	72
VOTED TWICE	Rejected	2
VOTER MOVED	Rejected	2
VOTER VERIFIED SIGNATURE	Counted	10

Precinct: 047: 124

COULD NOT CONFIRM SIGNATURE	Rejected	10
NO AFFIDAVIT	Rejected	2
NO SIGNATURE	Rejected	3
OTHER	Rejected	2
TXT2CURE	Counted	4
UNDELIVERABLE	Unvoted	30
VOTER MOVED	Rejected	1
VOTER VERIFIED SIGNATURE	Counted	3

Precinct: 048: 55

COULD NOT CONFIRM SIGNATURE	Rejected	3
NO AFFIDAVIT	Rejected	3
NO SIGNATURE	Rejected	1
NOT ELIGIBLE	Rejected	2
OTHER	Rejected	2
TXT2CURE	Counted	1
UNDELIVERABLE	Unvoted	28
VOTED TWICE	Rejected	1
VOTER VERIFIED SIGNATURE	Counted	1

Precinct: 049: 42

COULD NOT CONFIRM SIGNATURE	Rejected	10
-----------------------------	----------	----

2024 GENERAL ELECTION

Problem Ballot Outcome Totals (By Precinct)

NO AFFIDAVIT	Rejected	3
NO SIGNATURE	Rejected	1
Reassigned	Counted	1
SUPERVISOR VALIDATED SIGNATURE	Counted	2
UNDELIVERABLE	Unvoted	54
VOTED TWICE	Rejected	2
VOTER MOVED	Rejected	1
VOTER VERIFIED SIGNATURE	Counted	4

Precinct: 050: 78

COULD NOT CONFIRM SIGNATURE	Rejected	5
NO AFFIDAVIT	Rejected	1
NO SIGNATURE	Rejected	1
TXT2CURE	Counted	1
UNDELIVERABLE	Unvoted	18
VOTED TWICE	Rejected	1
VOTER VERIFIED SIGNATURE	Counted	4

Precinct: 051: 31

COULD NOT CONFIRM SIGNATURE	Rejected	13
NO AFFIDAVIT	Rejected	3
SUPERVISOR VALIDATED SIGNATURE	Counted	1
UNDELIVERABLE	Unvoted	30
VOTER VERIFIED SIGNATURE	Counted	5

Precinct: 052: 52

COULD NOT CONFIRM SIGNATURE	Rejected	21
NO AFFIDAVIT	Rejected	2
NO SIGNATURE	Rejected	1
NOT ELIGIBLE	Rejected	1
OTHER	Rejected	2
SUPERVISOR VALIDATED SIGNATURE	Counted	4
TXT2CURE	Counted	7
UNDELIVERABLE	Unvoted	132
VOTER MOVED	Rejected	2
VOTER VERIFIED SIGNATURE	Counted	20

2024 GENERAL ELECTION

Problem Ballot Outcome Totals (By Precinct)

Precinct: 053: 192

COULD NOT CONFIRM SIGNATURE	Rejected	11
NO AFFIDAVIT	Rejected	9
OTHER	Rejected	2
TXT2CURE	Counted	3
UNDELIVERABLE	Unvoted	26
VOTER VERIFIED SIGNATURE	Counted	10

Precinct: 054: 61

COULD NOT CONFIRM SIGNATURE	Rejected	1
NO AFFIDAVIT	Rejected	2
SUPERVISOR VALIDATED SIGNATURE	Counted	1
TXT2CURE	Counted	1
UNDELIVERABLE	Unvoted	35
VOTER VERIFIED SIGNATURE	Counted	1

Precinct: 055: 41

COULD NOT CONFIRM SIGNATURE	Rejected	4
OTHER	Rejected	2
SUPERVISOR VALIDATED SIGNATURE	Counted	1
TXT2CURE	Counted	4
UNDELIVERABLE	Unvoted	32
VOTER VERIFIED SIGNATURE	Counted	5

Precinct: 056: 48

COULD NOT CONFIRM SIGNATURE	Rejected	11
NO AFFIDAVIT	Rejected	3
NOT ELIGIBLE	Rejected	1
OTHER	Rejected	2
TXT2CURE	Counted	6
UNDELIVERABLE	Unvoted	81
VOTED TWICE	Rejected	1
VOTER VERIFIED SIGNATURE	Counted	9

Precinct: 057: 114

2024 GENERAL ELECTION

Problem Ballot Outcome Totals (By Precinct)

NO AFFIDAVIT	Rejected	1
OTHER	Rejected	1
TXT2CURE	Counted	2
UNDELIVERABLE	Unvoted	18
VOTED TWICE	Rejected	1
VOTER VERIFIED SIGNATURE	Counted	1

Precinct: 058: 24

COULD NOT CONFIRM SIGNATURE	Rejected	5
NO AFFIDAVIT	Rejected	1
SUPERVISOR VALIDATED SIGNATURE	Counted	1
TXT2CURE	Counted	3
UNDELIVERABLE	Unvoted	23
VOTED TWICE	Rejected	2
VOTER VERIFIED SIGNATURE	Counted	1

Precinct: 059: 36

COULD NOT CONFIRM SIGNATURE	Rejected	2
NO AFFIDAVIT	Rejected	2
NO SIGNATURE	Rejected	1
SUPERVISOR VALIDATED SIGNATURE	Counted	2
TXT2CURE	Counted	1
UNDELIVERABLE	Unvoted	12
VOTER VERIFIED SIGNATURE	Counted	2

Precinct: 060: 22

COULD NOT CONFIRM SIGNATURE	Rejected	4
NO AFFIDAVIT	Rejected	2
TXT2CURE	Counted	1
UNDELIVERABLE	Unvoted	33
VOTED TWICE	Rejected	2
VOTER VERIFIED SIGNATURE	Counted	6

Precinct: 061: 48

COULD NOT CONFIRM SIGNATURE	Rejected	5
NO AFFIDAVIT	Rejected	1
NOT ELIGIBLE	Rejected	4

2024 GENERAL ELECTION

Problem Ballot Outcome Totals (By Precinct)

OTHER	Rejected	2
SUPERVISOR VALIDATED SIGNATURE	Counted	1
TXT2CURE	Counted	2
UNDELIVERABLE	Unvoted	176
VOTED TWICE	Rejected	1
VOTER MOVED	Rejected	2
VOTER VERIFIED SIGNATURE	Counted	1

Precinct: 062: 195

COULD NOT CONFIRM SIGNATURE	Rejected	3
NO SIGNATURE	Rejected	2
OTHER	Rejected	2
UNDELIVERABLE	Unvoted	26
VOTER VERIFIED SIGNATURE	Counted	2

Precinct: 063: 35

COULD NOT CONFIRM SIGNATURE	Rejected	10
NO AFFIDAVIT	Rejected	2
SUPERVISOR VALIDATED SIGNATURE	Counted	2
UNDELIVERABLE	Unvoted	19
VOTED TWICE	Rejected	1
VOTER MOVED	Rejected	2
VOTER VERIFIED SIGNATURE	Counted	6

Precinct: 064: 42

COULD NOT CONFIRM SIGNATURE	Rejected	10
NO AFFIDAVIT	Rejected	5
SUPERVISOR VALIDATED SIGNATURE	Counted	2
TXT2CURE	Counted	3
UNDELIVERABLE	Unvoted	53
VOTED TWICE	Rejected	1
VOTER VERIFIED SIGNATURE	Counted	3

Precinct: 066: 77

COULD NOT CONFIRM SIGNATURE	Rejected	7
NO AFFIDAVIT	Rejected	4
NO SIGNATURE	Rejected	1

2024 GENERAL ELECTION

Problem Ballot Outcome Totals (By Precinct)

NOT ELIGIBLE	Rejected	1
SUPERVISOR VALIDATED SIGNATURE	Counted	1
UNDELIVERABLE	Unvoted	116
VOTER VERIFIED SIGNATURE	Counted	3

Precinct: 067: 133

COULD NOT CONFIRM SIGNATURE	Rejected	2
NO AFFIDAVIT	Rejected	2
OTHER	Rejected	1
TXT2CURE	Counted	2
UNDELIVERABLE	Unvoted	36
VOTER VERIFIED SIGNATURE	Counted	3

Precinct: 068: 46

COULD NOT CONFIRM SIGNATURE	Rejected	5
NO AFFIDAVIT	Rejected	5
NO BALLOT	Rejected	1
OTHER	Rejected	3
SIGNED BY POWER OF ATTORNEY	Rejected	1
SUPERVISOR VALIDATED SIGNATURE	Counted	1
TXT2CURE	Counted	3
UNDELIVERABLE	Unvoted	120
VOTED TWICE	Rejected	1
VOTER DECEASED	Unvoted	1
VOTER VERIFIED SIGNATURE	Counted	8

Precinct: 069: 149

COULD NOT CONFIRM SIGNATURE	Rejected	3
UNDELIVERABLE	Unvoted	4
VOTER VERIFIED SIGNATURE	Counted	2

Precinct: 070: 9

COULD NOT CONFIRM SIGNATURE	Rejected	6
NO AFFIDAVIT	Rejected	8
NO SIGNATURE	Rejected	2
OTHER	Rejected	1
SUPERVISOR VALIDATED SIGNATURE	Counted	2

2024 GENERAL ELECTION

Problem Ballot Outcome Totals (By Precinct)

TXT2CURE	Counted	2
UNDELIVERABLE	Unvoted	106
VOTED TWICE	Rejected	3
VOTER VERIFIED SIGNATURE	Counted	8

Precinct: 072: 138

COULD NOT CONFIRM SIGNATURE	Rejected	2
NO AFFIDAVIT	Rejected	4
OTHER	Rejected	5
SUPERVISOR VALIDATED SIGNATURE	Counted	1
TXT2CURE	Counted	4
UNDELIVERABLE	Unvoted	58
VOTER VERIFIED SIGNATURE	Counted	2

Precinct: 073: 76

NO AFFIDAVIT	Rejected	1
OTHER	Rejected	1
TXT2CURE	Counted	1
UNDELIVERABLE	Unvoted	61
VOTER VERIFIED SIGNATURE	Counted	4

Precinct: 074: 68

COULD NOT CONFIRM SIGNATURE	Rejected	3
NO AFFIDAVIT	Rejected	4
NO SIGNATURE	Rejected	2
OTHER	Rejected	1
TXT2CURE	Counted	2
UNDELIVERABLE	Unvoted	80
VOTED TWICE	Rejected	1
VOTER VERIFIED SIGNATURE	Counted	9

Precinct: 075: 102

OTHER	Rejected	1
UNDELIVERABLE	Unvoted	4

Precinct: 076: 5

COULD NOT CONFIRM SIGNATURE	Rejected	2
-----------------------------	----------	---

2024 GENERAL ELECTION

Problem Ballot Outcome Totals (By Precinct)

NO AFFIDAVIT	Rejected	1
NOT ELIGIBLE	Rejected	2
SUPERVISOR VALIDATED SIGNATURE	Counted	2
TXT2CURE	Counted	4
UNDELIVERABLE	Unvoted	29
VOTED TWICE	Rejected	2
VOTER VERIFIED SIGNATURE	Counted	4

Precinct: 077: 46

NO AFFIDAVIT	Rejected	1
NO SIGNATURE	Rejected	1
OTHER	Rejected	1
TXT2CURE	Counted	1
UNDELIVERABLE	Unvoted	52
VOTER VERIFIED SIGNATURE	Counted	1

Precinct: 078: 57

COULD NOT CONFIRM SIGNATURE	Rejected	7
HOUSEHOLD MATCH	Counted	1
NO SIGNATURE	Rejected	1
SUPERVISOR VALIDATED SIGNATURE	Counted	1
TXT2CURE	Counted	2
UNDELIVERABLE	Unvoted	58
VOTER VERIFIED SIGNATURE	Counted	5

Precinct: 079: 75

COULD NOT CONFIRM SIGNATURE	Rejected	3
NO AFFIDAVIT	Rejected	7
NO SIGNATURE	Rejected	1
OTHER	Rejected	1
SUPERVISOR VALIDATED SIGNATURE	Counted	1
TXT2CURE	Counted	4
UNDELIVERABLE	Unvoted	111
VOTED TWICE	Rejected	4
VOTER VERIFIED SIGNATURE	Counted	1

Precinct: 080: 133

2024 GENERAL ELECTION

Problem Ballot Outcome Totals (By Precinct)

OTHER	Rejected	3
TXT2CURE	Counted	1
UNDELIVERABLE	Unvoted	12
VOTER VERIFIED SIGNATURE	Counted	3

Precinct: 081: 19

COULD NOT CONFIRM SIGNATURE	Rejected	4
NO AFFIDAVIT	Rejected	2
NO SIGNATURE	Rejected	1
NOT ELIGIBLE	Rejected	1
OTHER	Rejected	1
TXT2CURE	Counted	2
UNDELIVERABLE	Unvoted	53
VOTER VERIFIED SIGNATURE	Counted	2

Precinct: 082: 66

COULD NOT CONFIRM SIGNATURE	Rejected	5
NO AFFIDAVIT	Rejected	4
NO SIGNATURE	Rejected	1
OTHER	Rejected	1
TXT2CURE	Counted	1
UNDELIVERABLE	Unvoted	21
VOTER VERIFIED SIGNATURE	Counted	2

Precinct: 083: 35

COULD NOT CONFIRM SIGNATURE	Rejected	7
NO AFFIDAVIT	Rejected	3
NO SIGNATURE	Rejected	1
OTHER	Rejected	1
TXT2CURE	Counted	2
UNDELIVERABLE	Unvoted	116
VOTER VERIFIED SIGNATURE	Counted	12

Precinct: 084: 142

COULD NOT CONFIRM SIGNATURE	Rejected	3
NO AFFIDAVIT	Rejected	1
TXT2CURE	Counted	2

2024 GENERAL ELECTION

Problem Ballot Outcome Totals (By Precinct)

UNDELIVERABLE	Unvoted	12
---------------	---------	----

Precinct: 085: 18

COULD NOT CONFIRM SIGNATURE	Rejected	14
NO AFFIDAVIT	Rejected	9
NO BALLOT	Rejected	1
NO SIGNATURE	Rejected	2
NOT ELIGIBLE	Rejected	1
OTHER	Rejected	2
SUPERVISOR VALIDATED SIGNATURE	Counted	2
TXT2CURE	Counted	5
UNDELIVERABLE	Unvoted	45
VOTER VERIFIED SIGNATURE	Counted	1

Precinct: 086: 82

COULD NOT CONFIRM SIGNATURE	Rejected	1
NO AFFIDAVIT	Rejected	1
SUPERVISOR VALIDATED SIGNATURE	Counted	1
UNDELIVERABLE	Unvoted	38

Precinct: 087: 41

COULD NOT CONFIRM SIGNATURE	Rejected	2
NO AFFIDAVIT	Rejected	1
SUPERVISOR VALIDATED SIGNATURE	Counted	1
TXT2CURE	Counted	2
UNDELIVERABLE	Unvoted	55
VOTED TWICE	Rejected	2
VOTER VERIFIED SIGNATURE	Counted	6

Precinct: 088: 69

COULD NOT CONFIRM SIGNATURE	Rejected	2
NO AFFIDAVIT	Rejected	5
NO SIGNATURE	Rejected	2
TXT2CURE	Counted	4
UNDELIVERABLE	Unvoted	85

2024 GENERAL ELECTION

Problem Ballot Outcome Totals (By Precinct)

VOTED TWICE	Rejected	1
VOTER DECEASED	Unvoted	1
VOTER VERIFIED SIGNATURE	Counted	4

Precinct: 089: 104

COULD NOT CONFIRM SIGNATURE	Rejected	5
OTHER	Rejected	3
SUPERVISOR VALIDATED SIGNATURE	Counted	1
UNDELIVERABLE	Unvoted	15
VOTED TWICE	Rejected	1

Precinct: 090: 25

BALLOT DAMAGED	Rejected	1
COULD NOT CONFIRM SIGNATURE	Rejected	3
NO AFFIDAVIT	Rejected	2
OTHER	Rejected	1
TXT2CURE	Counted	3
UNDELIVERABLE	Unvoted	106
VOTED TWICE	Rejected	2
VOTER DECEASED	Unvoted	1
VOTER VERIFIED SIGNATURE	Counted	4

Precinct: 091: 123

COULD NOT CONFIRM SIGNATURE	Rejected	2
NO SIGNATURE	Rejected	2
TXT2CURE	Counted	2
UNDELIVERABLE	Unvoted	39
VOTER DECEASED	Unvoted	1
VOTER VERIFIED SIGNATURE	Counted	3

Precinct: 092: 49

COULD NOT CONFIRM SIGNATURE	Rejected	2
OTHER	Rejected	1
SUPERVISOR VALIDATED SIGNATURE	Counted	2
TXT2CURE	Counted	1
UNDELIVERABLE	Unvoted	40
VOTER DECEASED	Unvoted	1

2024 GENERAL ELECTION

Problem Ballot Outcome Totals (By Precinct)

VOTER MOVED	Rejected	1
VOTER VERIFIED SIGNATURE	Counted	4

Precinct: 093: 52

COULD NOT CONFIRM SIGNATURE	Rejected	4
NO AFFIDAVIT	Rejected	2
NO SIGNATURE	Rejected	1
OTHER	Rejected	1
SUPERVISOR VALIDATED SIGNATURE	Counted	2
TXT2CURE	Counted	3
UNDELIVERABLE	Unvoted	38
VOTER VERIFIED SIGNATURE	Counted	2

Precinct: 094: 53

COULD NOT CONFIRM SIGNATURE	Rejected	1
NO SIGNATURE	Rejected	1
UNDELIVERABLE	Unvoted	26
VOTED TWICE	Rejected	1
VOTER MOVED	Rejected	1
VOTER VERIFIED SIGNATURE	Counted	1

Precinct: 095: 31

COULD NOT CONFIRM SIGNATURE	Rejected	3
NO SIGNATURE	Rejected	1
OTHER	Rejected	1
SUPERVISOR VALIDATED SIGNATURE	Counted	1
TXT2CURE	Counted	2
UNDELIVERABLE	Unvoted	39
VOTER VERIFIED SIGNATURE	Counted	6

Precinct: 096: 53

COULD NOT CONFIRM SIGNATURE	Rejected	8
SUPERVISOR VALIDATED SIGNATURE	Counted	2
TXT2CURE	Counted	3
UNDELIVERABLE	Unvoted	37
VOTED TWICE	Rejected	1
VOTER DECEASED	Unvoted	1

2024 GENERAL ELECTION

Problem Ballot Outcome Totals (By Precinct)

VOTER MOVED	Rejected	1
VOTER VERIFIED SIGNATURE	Counted	2

Precinct: 097: 55

COULD NOT CONFIRM SIGNATURE	Rejected	7
NO AFFIDAVIT	Rejected	3
NO SIGNATURE	Rejected	1
TXT2CURE	Counted	2
UNDELIVERABLE	Unvoted	92
VOTED TWICE	Rejected	1
VOTER VERIFIED SIGNATURE	Counted	6

Precinct: 098: 112

COULD NOT CONFIRM SIGNATURE	Rejected	3
NO SIGNATURE	Rejected	2
NOT ELIGIBLE	Rejected	1
OTHER	Rejected	4
TXT2CURE	Counted	1
UNDELIVERABLE	Unvoted	41
VOTED TWICE	Rejected	2
VOTER VERIFIED SIGNATURE	Counted	6

Precinct: 099: 60

COULD NOT CONFIRM SIGNATURE	Rejected	6
NO SIGNATURE	Rejected	1
OTHER	Rejected	2
TXT2CURE	Counted	5
UNDELIVERABLE	Unvoted	72
VOTER VERIFIED SIGNATURE	Counted	2

Precinct: 100: 88

COULD NOT CONFIRM SIGNATURE	Rejected	4
UNDELIVERABLE	Unvoted	16
VOTER VERIFIED SIGNATURE	Counted	1

Precinct: 101: 21

COULD NOT CONFIRM SIGNATURE	Rejected	2
-----------------------------	----------	---

2024 GENERAL ELECTION

Problem Ballot Outcome Totals (By Precinct)

NO AFFIDAVIT	Rejected	1
UNDELIVERABLE	Unvoted	3
VOTED TWICE	Rejected	1
VOTER VERIFIED SIGNATURE	Counted	1

Precinct: 102: 8

NO AFFIDAVIT	Rejected	2
NOT ELIGIBLE	Rejected	1
SUPERVISOR VALIDATED SIGNATURE	Counted	1
TXT2CURE	Counted	2
UNDELIVERABLE	Unvoted	6
VOTER DECEASED	Unvoted	1
VOTER VERIFIED SIGNATURE	Counted	3

Precinct: 103: 16

COULD NOT CONFIRM SIGNATURE	Rejected	13
NO AFFIDAVIT	Rejected	4
SUPERVISOR VALIDATED SIGNATURE	Counted	1
TXT2CURE	Counted	6
UNDELIVERABLE	Unvoted	51
VOTED TWICE	Rejected	2
VOTER VERIFIED SIGNATURE	Counted	9

Precinct: 104: 86

COULD NOT CONFIRM SIGNATURE	Rejected	3
NO AFFIDAVIT	Rejected	2
TXT2CURE	Counted	3
UNDELIVERABLE	Unvoted	50
VOTER VERIFIED SIGNATURE	Counted	3

Precinct: 105: 61

COULD NOT CONFIRM SIGNATURE	Rejected	3
SUPERVISOR VALIDATED SIGNATURE	Counted	1
TXT2CURE	Counted	1
UNDELIVERABLE	Unvoted	16
VOTER DECEASED	Unvoted	1
VOTER VERIFIED SIGNATURE	Counted	2

2024 GENERAL ELECTION

Problem Ballot Outcome Totals (By Precinct)

Precinct: 106: 24

COULD NOT CONFIRM SIGNATURE	Rejected	3
NO AFFIDAVIT	Rejected	6
OTHER	Rejected	1
TXT2CURE	Counted	2
UNDELIVERABLE	Unvoted	86
VOTED TWICE	Rejected	1
VOTER VERIFIED SIGNATURE	Counted	8

Precinct: 107: 107

COULD NOT CONFIRM SIGNATURE	Rejected	7
NO AFFIDAVIT	Rejected	7
NOT ELIGIBLE	Rejected	1
OTHER	Rejected	1
SUPERVISOR VALIDATED SIGNATURE	Counted	2
TXT2CURE	Counted	5
UNDELIVERABLE	Unvoted	115
VOTER VERIFIED SIGNATURE	Counted	7

Precinct: 108: 145

COULD NOT CONFIRM SIGNATURE	Rejected	14
NO AFFIDAVIT	Rejected	6
NO SIGNATURE	Rejected	2
OTHER	Rejected	2
SUPERVISOR VALIDATED SIGNATURE	Counted	2
TXT2CURE	Counted	4
UNDELIVERABLE	Unvoted	101
VOTED TWICE	Rejected	4
VOTER DECEASED	Unvoted	1
VOTER MOVED	Rejected	2
VOTER VERIFIED SIGNATURE	Counted	19

Precinct: 109: 157

COULD NOT CONFIRM SIGNATURE	Rejected	2
NO AFFIDAVIT	Rejected	2

2024 GENERAL ELECTION

Problem Ballot Outcome Totals (By Precinct)

NO SIGNATURE	Rejected	1
NOT ELIGIBLE	Rejected	1
SUPERVISOR VALIDATED SIGNATURE	Counted	1
UNDELIVERABLE	Unvoted	5
VOTED TWICE	Rejected	1
VOTER VERIFIED SIGNATURE	Counted	2

Precinct: 110: 15

COULD NOT CONFIRM SIGNATURE	Rejected	4
OTHER	Rejected	1
SUPERVISOR VALIDATED SIGNATURE	Counted	1
TXT2CURE	Counted	1
UNDELIVERABLE	Unvoted	34
VOTED TWICE	Rejected	2
VOTER VERIFIED SIGNATURE	Counted	3

Precinct: 111: 46

COULD NOT CONFIRM SIGNATURE	Rejected	3
HOUSEHOLD MATCH	Counted	1
SUPERVISOR VALIDATED SIGNATURE	Counted	1
TXT2CURE	Counted	2
UNDELIVERABLE	Unvoted	53
VOTED TWICE	Rejected	1
VOTER VERIFIED SIGNATURE	Counted	4

Precinct: 112: 65

COULD NOT CONFIRM SIGNATURE	Rejected	9
NO AFFIDAVIT	Rejected	1
OTHER	Rejected	1
SUPERVISOR VALIDATED SIGNATURE	Counted	1
TXT2CURE	Counted	3
UNDELIVERABLE	Unvoted	46
VOTER MOVED	Rejected	2
VOTER VERIFIED SIGNATURE	Counted	6

Precinct: 113: 69

COULD NOT CONFIRM SIGNATURE	Rejected	3
-----------------------------	----------	---

2024 GENERAL ELECTION

Problem Ballot Outcome Totals (By Precinct)

OTHER	Rejected	4
TXT2CURE	Counted	1
UNDELIVERABLE	Unvoted	40
VOTED TWICE	Rejected	1
VOTER VERIFIED SIGNATURE	Counted	1

Precinct: 114: 50

COULD NOT CONFIRM SIGNATURE	Rejected	8
NO AFFIDAVIT	Rejected	7
SUPERVISOR VALIDATED SIGNATURE	Counted	1
TXT2CURE	Counted	3
UNDELIVERABLE	Unvoted	74
VOTED TWICE	Rejected	3
VOTER VERIFIED SIGNATURE	Counted	9

Precinct: 115: 105

COULD NOT CONFIRM SIGNATURE	Rejected	14
NO AFFIDAVIT	Rejected	4
NO SIGNATURE	Rejected	1
SUPERVISOR VALIDATED SIGNATURE	Counted	3
TXT2CURE	Counted	6
UNDELIVERABLE	Unvoted	202
VOTED TWICE	Rejected	1
VOTER VERIFIED SIGNATURE	Counted	9

Precinct: 116: 240

COULD NOT CONFIRM SIGNATURE	Rejected	8
NO AFFIDAVIT	Rejected	4
UNDELIVERABLE	Unvoted	51
VOTER VERIFIED SIGNATURE	Counted	5

Precinct: 117: 68

COULD NOT CONFIRM SIGNATURE	Rejected	5
NO SIGNATURE	Rejected	1
SUPERVISOR VALIDATED SIGNATURE	Counted	1
TXT2CURE	Counted	4
UNDELIVERABLE	Unvoted	58

2024 GENERAL ELECTION

Problem Ballot Outcome Totals (By Precinct)

VOTER VERIFIED SIGNATURE	Counted	5
--------------------------	---------	---

Precinct: 118: 74

COULD NOT CONFIRM SIGNATURE	Rejected	3
NO AFFIDAVIT	Rejected	6
OTHER	Rejected	1
TXT2CURE	Counted	1
UNDELIVERABLE	Unvoted	60
VOTER VERIFIED SIGNATURE	Counted	4

Precinct: 119: 75

COULD NOT CONFIRM SIGNATURE	Rejected	7
NO AFFIDAVIT	Rejected	7
NO SIGNATURE	Rejected	2
SUPERVISOR VALIDATED SIGNATURE	Counted	1
TXT2CURE	Counted	4
UNDELIVERABLE	Unvoted	50
VOTER VERIFIED SIGNATURE	Counted	4

Precinct: 120: 75

COULD NOT CONFIRM SIGNATURE	Rejected	2
NO AFFIDAVIT	Rejected	1
UNDELIVERABLE	Unvoted	3
VOTER VERIFIED SIGNATURE	Counted	1

Precinct: 121: 7

COULD NOT CONFIRM SIGNATURE	Rejected	2
NO AFFIDAVIT	Rejected	3
NO SIGNATURE	Rejected	2
TXT2CURE	Counted	2
UNDELIVERABLE	Unvoted	44
VOTER VERIFIED SIGNATURE	Counted	7

Precinct: 122: 60

COULD NOT CONFIRM SIGNATURE	Rejected	13
-----------------------------	----------	----

2024 GENERAL ELECTION

Problem Ballot Outcome Totals (By Precinct)

NO AFFIDAVIT	Rejected	4
OTHER	Rejected	1
SUPERVISOR VALIDATED SIGNATURE	Counted	2
TXT2CURE	Counted	2
UNDELIVERABLE	Unvoted	86
VOTER VERIFIED SIGNATURE	Counted	10

Precinct: 123: 118

COULD NOT CONFIRM SIGNATURE	Rejected	4
NO AFFIDAVIT	Rejected	3
TXT2CURE	Counted	1
UNDELIVERABLE	Unvoted	36
VOTER MOVED	Rejected	1
VOTER VERIFIED SIGNATURE	Counted	1

Precinct: 124: 46

COULD NOT CONFIRM SIGNATURE	Rejected	3
NO AFFIDAVIT	Rejected	2
OTHER	Rejected	1
TXT2CURE	Counted	2
UNDELIVERABLE	Unvoted	21
VOTER MOVED	Rejected	1
VOTER VERIFIED SIGNATURE	Counted	3

Precinct: 125: 33

COULD NOT CONFIRM SIGNATURE	Rejected	4
SUPERVISOR VALIDATED SIGNATURE	Counted	1
UNDELIVERABLE	Unvoted	17
VOTER VERIFIED SIGNATURE	Counted	2

Precinct: 126: 24

COULD NOT CONFIRM SIGNATURE	Rejected	5
NO AFFIDAVIT	Rejected	3
NO SIGNATURE	Rejected	1
SUPERVISOR VALIDATED SIGNATURE	Counted	3
TXT2CURE	Counted	4
UNDELIVERABLE	Unvoted	111

2024 GENERAL ELECTION

Problem Ballot Outcome Totals (By Precinct)

VOTED TWICE	Rejected	2
VOTER DECEASED	Unvoted	1
VOTER VERIFIED SIGNATURE	Counted	9

Precinct: 127: 139

COULD NOT CONFIRM SIGNATURE	Rejected	4
NO AFFIDAVIT	Rejected	1
OTHER	Rejected	1
TXT2CURE	Counted	1
UNDELIVERABLE	Unvoted	37
VOTED TWICE	Rejected	1
VOTER VERIFIED SIGNATURE	Counted	3

Precinct: 128: 48

COULD NOT CONFIRM SIGNATURE	Rejected	2
NO AFFIDAVIT	Rejected	1
NO SIGNATURE	Rejected	1
TXT2CURE	Counted	5
UNDELIVERABLE	Unvoted	58
VOTER MOVED	Rejected	1
VOTER VERIFIED SIGNATURE	Counted	1

Precinct: 129: 69

COULD NOT CONFIRM SIGNATURE	Rejected	6
NOT ELIGIBLE	Rejected	1
SUPERVISOR VALIDATED SIGNATURE	Counted	1
TXT2CURE	Counted	1
UNDELIVERABLE	Unvoted	43
VOTER VERIFIED SIGNATURE	Counted	3

Precinct: 130: 55

COULD NOT CONFIRM SIGNATURE	Rejected	2
NO AFFIDAVIT	Rejected	1
SUPERVISOR VALIDATED SIGNATURE	Counted	1
TXT2CURE	Counted	1
UNDELIVERABLE	Unvoted	28
VOTER VERIFIED SIGNATURE	Counted	1

2024 GENERAL ELECTION

Problem Ballot Outcome Totals (By Precinct)

Precinct: 131: 34

COULD NOT CONFIRM SIGNATURE	Rejected	2
UNDELIVERABLE	Unvoted	25
VOTER VERIFIED SIGNATURE	Counted	2

Precinct: 132: 29

COULD NOT CONFIRM SIGNATURE	Rejected	9
NO AFFIDAVIT	Rejected	3
NO SIGNATURE	Rejected	1
NOT ELIGIBLE	Rejected	1
TXT2CURE	Counted	3
UNDELIVERABLE	Unvoted	61
VOTED TWICE	Rejected	1
VOTER VERIFIED SIGNATURE	Counted	5

Precinct: 133: 84

COULD NOT CONFIRM SIGNATURE	Rejected	7
NO AFFIDAVIT	Rejected	2
SUPERVISOR VALIDATED SIGNATURE	Counted	1
TXT2CURE	Counted	5
UNDELIVERABLE	Unvoted	36
VOTER VERIFIED SIGNATURE	Counted	5

Precinct: 134: 56

NO AFFIDAVIT	Rejected	3
SUPERVISOR VALIDATED SIGNATURE	Counted	2
UNDELIVERABLE	Unvoted	2

Precinct: 138: 7

COULD NOT CONFIRM SIGNATURE	Rejected	2
OTHER	Rejected	1
SUPERVISOR VALIDATED SIGNATURE	Counted	1
UNDELIVERABLE	Unvoted	6
VOTED TWICE	Rejected	3
VOTER VERIFIED SIGNATURE	Counted	1

2024 GENERAL ELECTION

Problem Ballot Outcome Totals (By Precinct)

Precinct: 139: 14

COULD NOT CONFIRM SIGNATURE	Rejected	3
UNDELIVERABLE	Unvoted	5
VOTER VERIFIED SIGNATURE	Counted	1

Precinct: 140: 9

COULD NOT CONFIRM SIGNATURE	Rejected	1
NO AFFIDAVIT	Rejected	5
NO SIGNATURE	Rejected	2
OTHER	Rejected	1
UNDELIVERABLE	Unvoted	64
VOTER VERIFIED SIGNATURE	Counted	2

Precinct: 141: 75

COULD NOT CONFIRM SIGNATURE	Rejected	11
NO AFFIDAVIT	Rejected	1
NO SIGNATURE	Rejected	1
OTHER	Rejected	3
SUPERVISOR VALIDATED SIGNATURE	Counted	1
TXT2CURE	Counted	13
UNDELIVERABLE	Unvoted	41
VOTED TWICE	Rejected	1
VOTER VERIFIED SIGNATURE	Counted	12

Precinct: 142: 84

COULD NOT CONFIRM SIGNATURE	Rejected	1
TXT2CURE	Counted	1
UNDELIVERABLE	Unvoted	51

Precinct: 143: 53

COULD NOT CONFIRM SIGNATURE	Rejected	9
NO AFFIDAVIT	Rejected	3
OTHER	Rejected	2
SUPERVISOR VALIDATED SIGNATURE	Counted	2
TXT2CURE	Counted	3

2024 GENERAL ELECTION

Problem Ballot Outcome Totals (By Precinct)

UNDELIVERABLE	Unvoted	22
VOTER VERIFIED SIGNATURE	Counted	5

Precinct: 144: 46

COULD NOT CONFIRM SIGNATURE	Rejected	4
NO AFFIDAVIT	Rejected	1
NO SIGNATURE	Rejected	1
NOT ELIGIBLE	Rejected	1
SUPERVISOR VALIDATED SIGNATURE	Counted	2
TXT2CURE	Counted	1
UNDELIVERABLE	Unvoted	95
VOTED TWICE	Rejected	2
VOTER VERIFIED SIGNATURE	Counted	3

Precinct: 145: 110

COULD NOT CONFIRM SIGNATURE	Rejected	4
NO AFFIDAVIT	Rejected	2
NO SIGNATURE	Rejected	1
TXT2CURE	Counted	2
UNDELIVERABLE	Unvoted	57
VOTER VERIFIED SIGNATURE	Counted	8

Precinct: 146: 74

COULD NOT CONFIRM SIGNATURE	Rejected	9
NO AFFIDAVIT	Rejected	5
NO BALLOT	Rejected	1
OTHER	Rejected	1
TXT2CURE	Counted	5
UNDELIVERABLE	Unvoted	53
VOTED TWICE	Rejected	2
VOTER VERIFIED SIGNATURE	Counted	5

Precinct: 147: 81

COULD NOT CONFIRM SIGNATURE	Rejected	1
OTHER	Rejected	2
SUPERVISOR VALIDATED SIGNATURE	Counted	1
TXT2CURE	Counted	2

2024 GENERAL ELECTION

Problem Ballot Outcome Totals (By Precinct)

UNDELIVERABLE	Unvoted	50
VOTED TWICE	Rejected	2
VOTER VERIFIED SIGNATURE	Counted	3

Precinct: 148: 61

COULD NOT CONFIRM SIGNATURE	Rejected	2
NO AFFIDAVIT	Rejected	2
NO SIGNATURE	Rejected	1
TXT2CURE	Counted	8
UNDELIVERABLE	Unvoted	53
VOTED TWICE	Rejected	2
VOTER VERIFIED SIGNATURE	Counted	2

Precinct: 149: 70

COULD NOT CONFIRM SIGNATURE	Rejected	1
NO SIGNATURE	Rejected	2
TXT2CURE	Counted	1
UNDELIVERABLE	Unvoted	16
VOTER VERIFIED SIGNATURE	Counted	2

Precinct: 150: 22

COULD NOT CONFIRM SIGNATURE	Rejected	3
NO AFFIDAVIT	Rejected	1
NO SIGNATURE	Rejected	1
OTHER	Rejected	1
UNDELIVERABLE	Unvoted	13
VOTER VERIFIED SIGNATURE	Counted	3

Precinct: 151: 22

COULD NOT CONFIRM SIGNATURE	Rejected	1
NO AFFIDAVIT	Rejected	2
SUPERVISOR VALIDATED SIGNATURE	Counted	2
TXT2CURE	Counted	1
UNDELIVERABLE	Unvoted	9
VOTED TWICE	Rejected	1
VOTER MOVED	Rejected	2
VOTER VERIFIED SIGNATURE	Counted	1

2024 GENERAL ELECTION

Problem Ballot Outcome Totals (By Precinct)

Precinct: 152: 19

COULD NOT CONFIRM SIGNATURE	Rejected	8
NO AFFIDAVIT	Rejected	2
NO SIGNATURE	Rejected	1
OTHER	Rejected	1
SUPERVISOR VALIDATED SIGNATURE	Counted	1
TXT2CURE	Counted	8
UNDELIVERABLE	Unvoted	59
VOTED TWICE	Rejected	3
VOTER VERIFIED SIGNATURE	Counted	8

Precinct: 153: 91

COULD NOT CONFIRM SIGNATURE	Rejected	3
NO AFFIDAVIT	Rejected	5
OTHER	Rejected	3
SUPERVISOR VALIDATED SIGNATURE	Counted	1
TXT2CURE	Counted	3
UNDELIVERABLE	Unvoted	88
VOTER VERIFIED SIGNATURE	Counted	2

Precinct: 154: 105

COULD NOT CONFIRM SIGNATURE	Rejected	6
NO AFFIDAVIT	Rejected	2
UNDELIVERABLE	Unvoted	18

Precinct: 155: 26

COULD NOT CONFIRM SIGNATURE	Rejected	2
NO AFFIDAVIT	Rejected	3
NO SIGNATURE	Rejected	1
OTHER	Rejected	1
UNDELIVERABLE	Unvoted	14
VOTER VERIFIED SIGNATURE	Counted	2

Precinct: 156: 23

COULD NOT CONFIRM SIGNATURE	Rejected	8
-----------------------------	----------	---

2024 GENERAL ELECTION

Problem Ballot Outcome Totals (By Precinct)

NO AFFIDAVIT	Rejected	3
NO SIGNATURE	Rejected	3
TXT2CURE	Counted	1
UNDELIVERABLE	Unvoted	60
VOTER VERIFIED SIGNATURE	Counted	4

Precinct: 157: 79

COULD NOT CONFIRM SIGNATURE	Rejected	3
NO AFFIDAVIT	Rejected	2
OTHER	Rejected	1
TXT2CURE	Counted	1
UNDELIVERABLE	Unvoted	28
VOTED TWICE	Rejected	5
VOTER VERIFIED SIGNATURE	Counted	5

Precinct: 158: 45

COULD NOT CONFIRM SIGNATURE	Rejected	15
NO AFFIDAVIT	Rejected	10
NO SIGNATURE	Rejected	2
NOT ELIGIBLE	Rejected	1
OTHER	Rejected	2
SUPERVISOR VALIDATED SIGNATURE	Counted	4
TXT2CURE	Counted	2
UNDELIVERABLE	Unvoted	63
VOTED TWICE	Rejected	1
VOTER VERIFIED SIGNATURE	Counted	4

Precinct: 159: 104

COULD NOT CONFIRM SIGNATURE	Rejected	10
NO AFFIDAVIT	Rejected	7
NO SIGNATURE	Rejected	2
SUPERVISOR VALIDATED SIGNATURE	Counted	1
TXT2CURE	Counted	2
UNDELIVERABLE	Unvoted	33
VOTER VERIFIED SIGNATURE	Counted	1

Precinct: 160: 56

2024 GENERAL ELECTION

Problem Ballot Outcome Totals (By Precinct)

COULD NOT CONFIRM SIGNATURE	Rejected	3
NO AFFIDAVIT	Rejected	1
UNDELIVERABLE	Unvoted	6
VOTER VERIFIED SIGNATURE	Counted	2

Precinct: 161: 12

COULD NOT CONFIRM SIGNATURE	Rejected	1
NO AFFIDAVIT	Rejected	4
NOT ELIGIBLE	Rejected	1
UNDELIVERABLE	Unvoted	34
VOTER VERIFIED SIGNATURE	Counted	6

Precinct: 162: 46

COULD NOT CONFIRM SIGNATURE	Rejected	7
NO AFFIDAVIT	Rejected	2
NOT ELIGIBLE	Rejected	2
OTHER	Rejected	5
SUPERVISOR VALIDATED SIGNATURE	Counted	2
TXT2CURE	Counted	3
UNDELIVERABLE	Unvoted	48
VOTER VERIFIED SIGNATURE	Counted	6

Precinct: 163: 75

COULD NOT CONFIRM SIGNATURE	Rejected	4
NO AFFIDAVIT	Rejected	5
NO BALLOT	Rejected	2
NO SIGNATURE	Rejected	3
TXT2CURE	Counted	5
UNDELIVERABLE	Unvoted	79
VOTER VERIFIED SIGNATURE	Counted	3

Precinct: 164: 101

COULD NOT CONFIRM SIGNATURE	Rejected	2
UNDELIVERABLE	Unvoted	16
VOTER VERIFIED SIGNATURE	Counted	1

Precinct: 165: 19

2024 GENERAL ELECTION

Problem Ballot Outcome Totals (By Precinct)

COULD NOT CONFIRM SIGNATURE	Rejected	11
NO AFFIDAVIT	Rejected	2
NO SIGNATURE	Rejected	1
NOT ELIGIBLE	Rejected	1
OTHER	Rejected	2
SUPERVISOR VALIDATED SIGNATURE	Counted	3
TXT2CURE	Counted	4
UNDELIVERABLE	Unvoted	162
VOTED TWICE	Rejected	1
VOTER MOVED	Rejected	1
VOTER VERIFIED SIGNATURE	Counted	7

Precinct: 166: 195

COULD NOT CONFIRM SIGNATURE	Rejected	2
NO AFFIDAVIT	Rejected	4
NO SIGNATURE	Rejected	3
NOT ELIGIBLE	Rejected	1
UNDELIVERABLE	Unvoted	62
VOTER VERIFIED SIGNATURE	Counted	2

Precinct: 167: 74

NO AFFIDAVIT	Rejected	1
NO BALLOT	Rejected	1
REFERRED FOR DUPLICATION	Counted	1
UNDELIVERABLE	Unvoted	24

Precinct: 168: 27

COULD NOT CONFIRM SIGNATURE	Rejected	2
NO AFFIDAVIT	Rejected	2
SUPERVISOR VALIDATED SIGNATURE	Counted	1
TXT2CURE	Counted	3
UNDELIVERABLE	Unvoted	56
VOTER MOVED	Rejected	1
VOTER VERIFIED SIGNATURE	Counted	1

Precinct: 169: 66

COULD NOT CONFIRM SIGNATURE	Rejected	2
-----------------------------	----------	---

2024 GENERAL ELECTION

Problem Ballot Outcome Totals (By Precinct)

NO AFFIDAVIT	Rejected	2
NO BALLOT	Rejected	1
NO SIGNATURE	Rejected	2
NOT ELIGIBLE	Rejected	1
TXT2CURE	Counted	5
UNDELIVERABLE	Unvoted	54
VOTER VERIFIED SIGNATURE	Counted	1

Precinct: 170: 68

COULD NOT CONFIRM SIGNATURE	Rejected	3
NO AFFIDAVIT	Rejected	1
OTHER	Rejected	2
TXT2CURE	Counted	7
UNDELIVERABLE	Unvoted	59
VOTER DECEASED	Unvoted	1
VOTER VERIFIED SIGNATURE	Counted	3

Precinct: 171: 76

COULD NOT CONFIRM SIGNATURE	Rejected	7
NO AFFIDAVIT	Rejected	5
OTHER	Rejected	1
SUPERVISOR VALIDATED SIGNATURE	Counted	1
TXT2CURE	Counted	3
UNDELIVERABLE	Unvoted	86
VOTER MOVED	Rejected	1
VOTER VERIFIED SIGNATURE	Counted	10

Precinct: 172: 114

COULD NOT CONFIRM SIGNATURE	Rejected	3
NO AFFIDAVIT	Rejected	1
NOT ELIGIBLE	Rejected	1
TXT2CURE	Counted	2
UNDELIVERABLE	Unvoted	50
VOTED TWICE	Rejected	2
VOTER MOVED	Rejected	2
VOTER VERIFIED SIGNATURE	Counted	2

2024 GENERAL ELECTION

Problem Ballot Outcome Totals (By Precinct)

Precinct: 173: 63

COULD NOT CONFIRM SIGNATURE	Rejected	8
NO AFFIDAVIT	Rejected	8
NO SIGNATURE	Rejected	1
OTHER	Rejected	1
SUPERVISOR VALIDATED SIGNATURE	Counted	1
TXT2CURE	Counted	3
UNDELIVERABLE	Unvoted	119
VOTED TWICE	Rejected	1
VOTER MOVED	Rejected	1
VOTER VERIFIED SIGNATURE	Counted	9

Precinct: 174: 152

COULD NOT CONFIRM SIGNATURE	Rejected	6
NO AFFIDAVIT	Rejected	3
OTHER	Rejected	1
SUPERVISOR VALIDATED SIGNATURE	Counted	1
TXT2CURE	Counted	6
UNDELIVERABLE	Unvoted	55
VOTED TWICE	Rejected	2
VOTER DECEASED	Unvoted	1
VOTER VERIFIED SIGNATURE	Counted	1

Precinct: 175: 76

COULD NOT CONFIRM SIGNATURE	Rejected	4
NO AFFIDAVIT	Rejected	1
NO BALLOT	Rejected	1
NO SIGNATURE	Rejected	1
SUPERVISOR VALIDATED SIGNATURE	Counted	1
TXT2CURE	Counted	2
UNDELIVERABLE	Unvoted	23
VOTED TWICE	Rejected	1
VOTER VERIFIED SIGNATURE	Counted	4

Precinct: 176: 38

2024 GENERAL ELECTION

Problem Ballot Outcome Totals (By Precinct)

COULD NOT CONFIRM SIGNATURE	Rejected	8
NO AFFIDAVIT	Rejected	4
NO SIGNATURE	Rejected	2
NOT ELIGIBLE	Rejected	1
OTHER	Rejected	1
SUPERVISOR VALIDATED SIGNATURE	Counted	2
TXT2CURE	Counted	4
UNDELIVERABLE	Unvoted	72
VOTED TWICE	Rejected	1
VOTER DECEASED	Unvoted	1
VOTER VERIFIED SIGNATURE	Counted	7

Precinct: 177: 103

COULD NOT CONFIRM SIGNATURE	Rejected	4
NO AFFIDAVIT	Rejected	3
OTHER	Rejected	3
SUPERVISOR VALIDATED SIGNATURE	Counted	1
TXT2CURE	Counted	2
UNDELIVERABLE	Unvoted	26
VOTER VERIFIED SIGNATURE	Counted	3

Precinct: 178: 42

COULD NOT CONFIRM SIGNATURE	Rejected	4
NO AFFIDAVIT	Rejected	2
TXT2CURE	Counted	5
UNDELIVERABLE	Unvoted	43
VOTER MOVED	Rejected	2
VOTER VERIFIED SIGNATURE	Counted	9

Precinct: 179: 65

COULD NOT CONFIRM SIGNATURE	Rejected	3
NO AFFIDAVIT	Rejected	2
OTHER	Rejected	1
SUPERVISOR VALIDATED SIGNATURE	Counted	1
TXT2CURE	Counted	1
UNDELIVERABLE	Unvoted	54

2024 GENERAL ELECTION

Problem Ballot Outcome Totals (By Precinct)

VOTER VERIFIED SIGNATURE	Counted	4
--------------------------	---------	---

Precinct: 180: 66

COULD NOT CONFIRM SIGNATURE	Rejected	5
NO AFFIDAVIT	Rejected	4
NO SIGNATURE	Rejected	1
OTHER	Rejected	1
Reassigned	Counted	1
SUPERVISOR VALIDATED SIGNATURE	Counted	6
TXT2CURE	Counted	5
UNDELIVERABLE	Unvoted	52
VOTER VERIFIED SIGNATURE	Counted	5

Precinct: 181: 80

COULD NOT CONFIRM SIGNATURE	Rejected	3
NO AFFIDAVIT	Rejected	1
NO SIGNATURE	Rejected	1
TXT2CURE	Counted	6
UNDELIVERABLE	Unvoted	59
VOTED TWICE	Rejected	1
VOTER DECEASED	Unvoted	1
VOTER MOVED	Rejected	1
VOTER VERIFIED SIGNATURE	Counted	3

Precinct: 182: 76

COULD NOT CONFIRM SIGNATURE	Rejected	4
NO AFFIDAVIT	Rejected	1
TXT2CURE	Counted	4
UNDELIVERABLE	Unvoted	17
VOTER VERIFIED SIGNATURE	Counted	3

Precinct: 183: 29

COULD NOT CONFIRM SIGNATURE	Rejected	9
NO AFFIDAVIT	Rejected	4
NO BALLOT	Rejected	1

2024 GENERAL ELECTION

Problem Ballot Outcome Totals (By Precinct)

NO SIGNATURE	Rejected	1
OTHER	Rejected	1
SUPERVISOR VALIDATED SIGNATURE	Counted	1
TXT2CURE	Counted	6
UNDELIVERABLE	Unvoted	78
VOTED TWICE	Rejected	2
VOTER DECEASED	Unvoted	1
VOTER MOVED	Rejected	1
VOTER VERIFIED SIGNATURE	Counted	9

Precinct: 184: 114

COULD NOT CONFIRM SIGNATURE	Rejected	5
OTHER	Rejected	1
TXT2CURE	Counted	2
UNDELIVERABLE	Unvoted	19
VOTED TWICE	Rejected	1
VOTER DECEASED	Unvoted	1
VOTER MOVED	Rejected	1
VOTER VERIFIED SIGNATURE	Counted	2

Precinct: 185: 32

SUPERVISOR VALIDATED SIGNATURE	Counted	1
VOTER VERIFIED SIGNATURE	Counted	1

Precinct: 186: 2

COULD NOT CONFIRM SIGNATURE	Rejected	5
NO AFFIDAVIT	Rejected	4
NO SIGNATURE	Rejected	1
SUPERVISOR VALIDATED SIGNATURE	Counted	1
TXT2CURE	Counted	2
UNDELIVERABLE	Unvoted	32
VOTED TWICE	Rejected	1
VOTER VERIFIED SIGNATURE	Counted	5

Precinct: 187: 51

COULD NOT CONFIRM SIGNATURE	Rejected	8
NO AFFIDAVIT	Rejected	3

2024 GENERAL ELECTION

Problem Ballot Outcome Totals (By Precinct)

NO BALLOT	Rejected	1
NOT ELIGIBLE	Rejected	1
UNDELIVERABLE	Unvoted	41
VOTER VERIFIED SIGNATURE	Counted	2

Precinct: 188: 56

COULD NOT CONFIRM SIGNATURE	Rejected	2
NO AFFIDAVIT	Rejected	2
NOT ELIGIBLE	Rejected	1
OTHER	Rejected	1
TXT2CURE	Counted	1
UNDELIVERABLE	Unvoted	42
VOTER VERIFIED SIGNATURE	Counted	3

Precinct: 189: 52

COULD NOT CONFIRM SIGNATURE	Rejected	3
NO AFFIDAVIT	Rejected	4
SUPERVISOR VALIDATED SIGNATURE	Counted	2
TXT2CURE	Counted	2
UNDELIVERABLE	Unvoted	14
VOTED TWICE	Rejected	2
VOTER VERIFIED SIGNATURE	Counted	1

Precinct: 190: 28

COULD NOT CONFIRM SIGNATURE	Rejected	2
NO AFFIDAVIT	Rejected	1
SUPERVISOR VALIDATED SIGNATURE	Counted	1
UNDELIVERABLE	Unvoted	10
VOTER VERIFIED SIGNATURE	Counted	2

Precinct: 191: 16

COULD NOT CONFIRM SIGNATURE	Rejected	5
NO SIGNATURE	Rejected	1
OTHER	Rejected	2
SUPERVISOR VALIDATED SIGNATURE	Counted	1
TXT2CURE	Counted	3
UNDELIVERABLE	Unvoted	49

2024 GENERAL ELECTION

Problem Ballot Outcome Totals (By Precinct)

VOTER DECEASED	Unvoted	1
VOTER VERIFIED SIGNATURE	Counted	2

Precinct: 192: 64

COULD NOT CONFIRM SIGNATURE	Rejected	2
NO AFFIDAVIT	Rejected	1
TXT2CURE	Counted	1
UNDELIVERABLE	Unvoted	54
VOTER DECEASED	Unvoted	1
VOTER VERIFIED SIGNATURE	Counted	2

Precinct: 193: 61

COULD NOT CONFIRM SIGNATURE	Rejected	4
NO AFFIDAVIT	Rejected	1
OTHER	Rejected	1
SUPERVISOR VALIDATED SIGNATURE	Counted	3
TXT2CURE	Counted	1
UNDELIVERABLE	Unvoted	52
VOTER DECEASED	Unvoted	1
VOTER VERIFIED SIGNATURE	Counted	8

Precinct: 194: 71

COULD NOT CONFIRM SIGNATURE	Rejected	5
OTHER	Rejected	1
SUPERVISOR VALIDATED SIGNATURE	Counted	2
TXT2CURE	Counted	7
UNDELIVERABLE	Unvoted	41
VOTER VERIFIED SIGNATURE	Counted	3

Precinct: 195: 59

COULD NOT CONFIRM SIGNATURE	Rejected	5
NO AFFIDAVIT	Rejected	1
NO SIGNATURE	Rejected	2
OTHER	Rejected	2
TXT2CURE	Counted	2
UNDELIVERABLE	Unvoted	37
VOTER MOVED	Rejected	1

2024 GENERAL ELECTION

Problem Ballot Outcome Totals (By Precinct)

VOTER VERIFIED SIGNATURE	Counted	3
--------------------------	---------	---

Precinct: 197: 53

COULD NOT CONFIRM SIGNATURE	Rejected	4
NO AFFIDAVIT	Rejected	3
OTHER	Rejected	2
Reassigned	Counted	1
TXT2CURE	Counted	3
UNDELIVERABLE	Unvoted	9
VOTED TWICE	Rejected	4
VOTER MOVED	Rejected	1
VOTER VERIFIED SIGNATURE	Counted	1

Precinct: 198: 28

COULD NOT CONFIRM SIGNATURE	Rejected	3
NO SIGNATURE	Rejected	1
UNDELIVERABLE	Unvoted	28
VOTED TWICE	Rejected	3
VOTER MOVED	Rejected	1
VOTER VERIFIED SIGNATURE	Counted	3

Precinct: 199: 39

COULD NOT CONFIRM SIGNATURE	Rejected	8
NO AFFIDAVIT	Rejected	2
NO SIGNATURE	Rejected	1
OTHER	Rejected	1
TXT2CURE	Counted	3
UNDELIVERABLE	Unvoted	15
VOTER VERIFIED SIGNATURE	Counted	7

Precinct: 200: 37

COULD NOT CONFIRM SIGNATURE	Rejected	10
NO AFFIDAVIT	Rejected	5
NO SIGNATURE	Rejected	1
SUPERVISOR VALIDATED SIGNATURE	Counted	1

2024 GENERAL ELECTION

Problem Ballot Outcome Totals (By Precinct)

TXT2CURE	Counted	2
UNDELIVERABLE	Unvoted	34
VOTER VERIFIED SIGNATURE	Counted	5

Precinct: 201: 58

COULD NOT CONFIRM SIGNATURE	Rejected	8
NO AFFIDAVIT	Rejected	1
NO SIGNATURE	Rejected	1
TXT2CURE	Counted	2
UNDELIVERABLE	Unvoted	19
VOTER DECEASED	Unvoted	1
VOTER MOVED	Rejected	2
VOTER VERIFIED SIGNATURE	Counted	1

Precinct: 202: 35

COULD NOT CONFIRM SIGNATURE	Rejected	2
NO AFFIDAVIT	Rejected	2
NO SIGNATURE	Rejected	1
SUPERVISOR VALIDATED SIGNATURE	Counted	2
UNDELIVERABLE	Unvoted	6
VOTED TWICE	Rejected	1
VOTER VERIFIED SIGNATURE	Counted	5

Precinct: 203: 19

COULD NOT CONFIRM SIGNATURE	Rejected	1
NO SIGNATURE	Rejected	1
UNDELIVERABLE	Unvoted	3
VOTED TWICE	Rejected	2

Precinct: 204: 7

COULD NOT CONFIRM SIGNATURE	Rejected	3
NO AFFIDAVIT	Rejected	2
OTHER	Rejected	2
UNDELIVERABLE	Unvoted	22
VOTER VERIFIED SIGNATURE	Counted	1

Precinct: 205: 30

2024 GENERAL ELECTION

Problem Ballot Outcome Totals (By Precinct)

NO AFFIDAVIT	Rejected	1
UNDELIVERABLE	Unvoted	2

Precinct: 206: 3

COULD NOT CONFIRM SIGNATURE	Rejected	7
NO AFFIDAVIT	Rejected	1
NO SIGNATURE	Rejected	1
TXT2CURE	Counted	1
UNDELIVERABLE	Unvoted	25

Precinct: 207: 35

COULD NOT CONFIRM SIGNATURE	Rejected	1
NO AFFIDAVIT	Rejected	3
TXT2CURE	Counted	1
UNDELIVERABLE	Unvoted	14
VOTED TWICE	Rejected	2
VOTER VERIFIED SIGNATURE	Counted	2

Precinct: 208: 23

COULD NOT CONFIRM SIGNATURE	Rejected	5
NO AFFIDAVIT	Rejected	6
UNDELIVERABLE	Unvoted	40
VOTED TWICE	Rejected	1
VOTER DECEASED	Unvoted	1
VOTER VERIFIED SIGNATURE	Counted	3

Precinct: 209: 56

COULD NOT CONFIRM SIGNATURE	Rejected	2
NO AFFIDAVIT	Rejected	1
OTHER	Rejected	2
SUPERVISOR VALIDATED SIGNATURE	Counted	1
TXT2CURE	Counted	5
UNDELIVERABLE	Unvoted	22
VOTER VERIFIED SIGNATURE	Counted	3

Precinct: 210: 36

COULD NOT CONFIRM SIGNATURE	Rejected	3
-----------------------------	----------	---

2024 GENERAL ELECTION

Problem Ballot Outcome Totals (By Precinct)

NO AFFIDAVIT	Rejected	3
OTHER	Rejected	2
SUPERVISOR VALIDATED SIGNATURE	Counted	1
TXT2CURE	Counted	2
UNDELIVERABLE	Unvoted	40
VOTED TWICE	Rejected	1
VOTER MOVED	Rejected	2
VOTER VERIFIED SIGNATURE	Counted	3

Precinct: 211: 57

COULD NOT CONFIRM SIGNATURE	Rejected	3
NO AFFIDAVIT	Rejected	1
NO SIGNATURE	Rejected	1
SUPERVISOR VALIDATED SIGNATURE	Counted	3
TXT2CURE	Counted	5
UNDELIVERABLE	Unvoted	15
VOTER VERIFIED SIGNATURE	Counted	4

Precinct: 212: 32

SUPERVISOR VALIDATED SIGNATURE	Counted	1
TXT2CURE	Counted	1
UNDELIVERABLE	Unvoted	2
VOTER VERIFIED SIGNATURE	Counted	1

Precinct: 213: 5

COULD NOT CONFIRM SIGNATURE	Rejected	3
NOT ELIGIBLE	Rejected	1
OTHER	Rejected	2
SUPERVISOR VALIDATED SIGNATURE	Counted	1
TXT2CURE	Counted	1
UNDELIVERABLE	Unvoted	64
VOTER DECEASED	Unvoted	1
VOTER VERIFIED SIGNATURE	Counted	6

Precinct: 214: 79

NO AFFIDAVIT	Rejected	1
NOT ELIGIBLE	Rejected	1

2024 GENERAL ELECTION

Problem Ballot Outcome Totals (By Precinct)

SUPERVISOR VALIDATED SIGNATURE	Counted	1
TXT2CURE	Counted	1
UNDELIVERABLE	Unvoted	10

Precinct: 215: 14

COULD NOT CONFIRM SIGNATURE	Rejected	3
NO AFFIDAVIT	Rejected	2
TXT2CURE	Counted	2
UNDELIVERABLE	Unvoted	34
VOTER VERIFIED SIGNATURE	Counted	4

Precinct: 216: 45

COULD NOT CONFIRM SIGNATURE	Rejected	3
NO SIGNATURE	Rejected	1
TXT2CURE	Counted	3
UNDELIVERABLE	Unvoted	19
VOTED TWICE	Rejected	1

Precinct: 217: 27

COULD NOT CONFIRM SIGNATURE	Rejected	7
NO AFFIDAVIT	Rejected	7
NO SIGNATURE	Rejected	1
OTHER	Rejected	2
SUPERVISOR VALIDATED SIGNATURE	Counted	2
TXT2CURE	Counted	12
UNDELIVERABLE	Unvoted	62
VOTED TWICE	Rejected	2
VOTER VERIFIED SIGNATURE	Counted	7

Precinct: 218: 102

COULD NOT CONFIRM SIGNATURE	Rejected	9
NO AFFIDAVIT	Rejected	2
TXT2CURE	Counted	1
UNDELIVERABLE	Unvoted	11
VOTED TWICE	Rejected	1
VOTER VERIFIED SIGNATURE	Counted	5

2024 GENERAL ELECTION

Problem Ballot Outcome Totals (By Precinct)

Precinct: 219: 29

COULD NOT CONFIRM SIGNATURE	Rejected	2
NO AFFIDAVIT	Rejected	1
OTHER	Rejected	2
SIGNED BY POWER OF ATTORNEY	Rejected	1
SUPERVISOR VALIDATED SIGNATURE	Counted	1
TXT2CURE	Counted	1
UNDELIVERABLE	Unvoted	19
VOTER VERIFIED SIGNATURE	Counted	4

Precinct: 220: 31

SUPERVISOR VALIDATED SIGNATURE	Counted	1
TXT2CURE	Counted	1
UNDELIVERABLE	Unvoted	4
VOTER VERIFIED SIGNATURE	Counted	1

Precinct: 221: 7

COULD NOT CONFIRM SIGNATURE	Rejected	6
SUPERVISOR VALIDATED SIGNATURE	Counted	1
TXT2CURE	Counted	2
UNDELIVERABLE	Unvoted	14

Precinct: 222: 23

COULD NOT CONFIRM SIGNATURE	Rejected	6
NOT ELIGIBLE	Rejected	1
SUPERVISOR VALIDATED SIGNATURE	Counted	1
TXT2CURE	Counted	3
UNDELIVERABLE	Unvoted	14
VOTER VERIFIED SIGNATURE	Counted	2

Precinct: 223: 27

COULD NOT CONFIRM SIGNATURE	Rejected	11
NO AFFIDAVIT	Rejected	7
NO SIGNATURE	Rejected	1
TXT2CURE	Counted	8

2024 GENERAL ELECTION

Problem Ballot Outcome Totals (By Precinct)

UNDELIVERABLE	Unvoted	38
VOTED TWICE	Rejected	3
VOTER MOVED	Rejected	1
VOTER VERIFIED SIGNATURE	Counted	12

Precinct: 224: 81

COULD NOT CONFIRM SIGNATURE	Rejected	6
NO AFFIDAVIT	Rejected	4
NO SIGNATURE	Rejected	2
OTHER	Rejected	1
Reassigned	Counted	1
TXT2CURE	Counted	4
UNDELIVERABLE	Unvoted	20
VOTER VERIFIED SIGNATURE	Counted	3

Precinct: 225: 41

COULD NOT CONFIRM SIGNATURE	Rejected	3
OTHER	Rejected	2
TXT2CURE	Counted	2
UNDELIVERABLE	Unvoted	6
VOTER VERIFIED SIGNATURE	Counted	1

Precinct: 226: 14

COULD NOT CONFIRM SIGNATURE	Rejected	24
NO AFFIDAVIT	Rejected	3
NO SIGNATURE	Rejected	2
OTHER	Rejected	2
SUPERVISOR VALIDATED SIGNATURE	Counted	2
TXT2CURE	Counted	9
UNDELIVERABLE	Unvoted	66
VOTER VERIFIED SIGNATURE	Counted	14

Precinct: 227: 122

COULD NOT CONFIRM SIGNATURE	Rejected	2
NO AFFIDAVIT	Rejected	1
NO SIGNATURE	Rejected	1
NOT ELIGIBLE	Rejected	1

2024 GENERAL ELECTION

Problem Ballot Outcome Totals (By Precinct)

OTHER	Rejected	1
SUPERVISOR VALIDATED SIGNATURE	Counted	1
UNDELIVERABLE	Unvoted	15
VOTER VERIFIED SIGNATURE	Counted	1

Precinct: 228: 23

COULD NOT CONFIRM SIGNATURE	Rejected	12
NO AFFIDAVIT	Rejected	1
SUPERVISOR VALIDATED SIGNATURE	Counted	4
TXT2CURE	Counted	7
UNDELIVERABLE	Unvoted	50
VOTED TWICE	Rejected	1
VOTER MOVED	Rejected	1
VOTER VERIFIED SIGNATURE	Counted	8

Precinct: 229: 84

COULD NOT CONFIRM SIGNATURE	Rejected	1
NO AFFIDAVIT	Rejected	2
OTHER	Rejected	1
TXT2CURE	Counted	1
UNDELIVERABLE	Unvoted	6
VOTER VERIFIED SIGNATURE	Counted	1

Precinct: 230: 12

COULD NOT CONFIRM SIGNATURE	Rejected	21
NO AFFIDAVIT	Rejected	7
NO SIGNATURE	Rejected	1
SUPERVISOR VALIDATED SIGNATURE	Counted	4
TXT2CURE	Counted	6
UNDELIVERABLE	Unvoted	28
VOTED TWICE	Rejected	2
VOTER MOVED	Rejected	1
VOTER VERIFIED SIGNATURE	Counted	6

Precinct: 231: 76

COULD NOT CONFIRM SIGNATURE	Rejected	22
NO AFFIDAVIT	Rejected	6

2024 GENERAL ELECTION

Problem Ballot Outcome Totals (By Precinct)

OTHER	Rejected	3
SUPERVISOR VALIDATED SIGNATURE	Counted	1
TXT2CURE	Counted	11
UNDELIVERABLE	Unvoted	31
VOTED TWICE	Rejected	1
VOTER MOVED	Rejected	1
VOTER VERIFIED SIGNATURE	Counted	13

Precinct: 232: 89

COULD NOT CONFIRM SIGNATURE	Rejected	7
NO AFFIDAVIT	Rejected	6
NO SIGNATURE	Rejected	1
SUPERVISOR VALIDATED SIGNATURE	Counted	1
TXT2CURE	Counted	3
UNDELIVERABLE	Unvoted	17
VOTED TWICE	Rejected	2
VOTER VERIFIED SIGNATURE	Counted	3

Precinct: 233: 40

COULD NOT CONFIRM SIGNATURE	Rejected	9
NO AFFIDAVIT	Rejected	2
SUPERVISOR VALIDATED SIGNATURE	Counted	1
UNDELIVERABLE	Unvoted	27
VOTED TWICE	Rejected	2
VOTER MOVED	Rejected	1
VOTER VERIFIED SIGNATURE	Counted	5

Precinct: 234: 47

COULD NOT CONFIRM SIGNATURE	Rejected	13
NO AFFIDAVIT	Rejected	6
NO BALLOT	Rejected	1
OTHER	Rejected	1
SUPERVISOR VALIDATED SIGNATURE	Counted	5
TXT2CURE	Counted	7
UNDELIVERABLE	Unvoted	32
VOTER VERIFIED SIGNATURE	Counted	9

2024 GENERAL ELECTION

Problem Ballot Outcome Totals (By Precinct)

Precinct: 235: 74

COULD NOT CONFIRM SIGNATURE	Rejected	2
NO AFFIDAVIT	Rejected	1
TXT2CURE	Counted	1
UNDELIVERABLE	Unvoted	9

Precinct: 236: 13

COULD NOT CONFIRM SIGNATURE	Rejected	8
NOT ELIGIBLE	Rejected	2
TXT2CURE	Counted	3
UNDELIVERABLE	Unvoted	32
VOTER DECEASED	Unvoted	2
VOTER MOVED	Rejected	1
VOTER VERIFIED SIGNATURE	Counted	2

Precinct: 237: 50

COULD NOT CONFIRM SIGNATURE	Rejected	7
NO AFFIDAVIT	Rejected	2
OTHER	Rejected	2
TXT2CURE	Counted	2
UNDELIVERABLE	Unvoted	51
VOTER MOVED	Rejected	2
VOTER VERIFIED SIGNATURE	Counted	1

Precinct: 238: 67

COULD NOT CONFIRM SIGNATURE	Rejected	6
NO SIGNATURE	Rejected	1
OTHER	Rejected	1
TXT2CURE	Counted	1
UNDELIVERABLE	Unvoted	67
VOTED TWICE	Rejected	1
VOTER MOVED	Rejected	1
VOTER VERIFIED SIGNATURE	Counted	4

Precinct: 239: 82

2024 GENERAL ELECTION

Problem Ballot Outcome Totals (By Precinct)

UNDELIVERABLE	Unvoted	2
---------------	---------	---

Precinct: 240: 2

NO AFFIDAVIT	Rejected	1
NOT ELIGIBLE	Rejected	1
OTHER	Rejected	1
TXT2CURE	Counted	2
UNDELIVERABLE	Unvoted	30
VOTER VERIFIED SIGNATURE	Counted	1

Precinct: 241: 36

COULD NOT CONFIRM SIGNATURE	Rejected	4
NO AFFIDAVIT	Rejected	2
NO SIGNATURE	Rejected	1
TXT2CURE	Counted	4
UNDELIVERABLE	Unvoted	26
VOTER VERIFIED SIGNATURE	Counted	5

Precinct: 242: 42

COULD NOT CONFIRM SIGNATURE	Rejected	4
NO AFFIDAVIT	Rejected	2
NOT ELIGIBLE	Rejected	1
SUPERVISOR VALIDATED SIGNATURE	Counted	2
TXT2CURE	Counted	1
UNDELIVERABLE	Unvoted	24
VOTER VERIFIED SIGNATURE	Counted	1

Precinct: 243: 35

COULD NOT CONFIRM SIGNATURE	Rejected	4
NO AFFIDAVIT	Rejected	1
UNDELIVERABLE	Unvoted	13
VOTER VERIFIED SIGNATURE	Counted	2

Precinct: 244: 20

COULD NOT CONFIRM SIGNATURE	Rejected	4
-----------------------------	----------	---

2024 GENERAL ELECTION

Problem Ballot Outcome Totals (By Precinct)

NO AFFIDAVIT	Rejected	1
NO SIGNATURE	Rejected	2
TXT2CURE	Counted	1
UNDELIVERABLE	Unvoted	36
VOTER VERIFIED SIGNATURE	Counted	1

Precinct: 245: 45

COULD NOT CONFIRM SIGNATURE	Rejected	3
NO AFFIDAVIT	Rejected	2
OTHER	Rejected	1
SUPERVISOR VALIDATED SIGNATURE	Counted	3
UNDELIVERABLE	Unvoted	40
VOTED TWICE	Rejected	1
VOTER MOVED	Rejected	1
VOTER VERIFIED SIGNATURE	Counted	1

Precinct: 246: 52

UNDELIVERABLE	Unvoted	2
---------------	---------	---

Precinct: 247: 2

COULD NOT CONFIRM SIGNATURE	Rejected	3
NO AFFIDAVIT	Rejected	1
NO BALLOT	Rejected	1
SUPERVISOR VALIDATED SIGNATURE	Counted	1
TXT2CURE	Counted	1
UNDELIVERABLE	Unvoted	3
VOTER VERIFIED SIGNATURE	Counted	3

Precinct: 248: 13

COULD NOT CONFIRM SIGNATURE	Rejected	5
NO AFFIDAVIT	Rejected	2
NOT ELIGIBLE	Rejected	1
SUPERVISOR VALIDATED SIGNATURE	Counted	1
TXT2CURE	Counted	3
UNDELIVERABLE	Unvoted	18
VOTED TWICE	Rejected	2

2024 GENERAL ELECTION

Problem Ballot Outcome Totals (By Precinct)

Precinct: 249: 32

UNDELIVERABLE	Unvoted	1
---------------	---------	---

Precinct: 250: 1

COULD NOT CONFIRM SIGNATURE	Rejected	2
NO AFFIDAVIT	Rejected	1
NO SIGNATURE	Rejected	1
NOT ELIGIBLE	Rejected	1
OTHER	Rejected	1
TXT2CURE	Counted	3
UNDELIVERABLE	Unvoted	14
VOTED TWICE	Rejected	3
VOTER VERIFIED SIGNATURE	Counted	3

Precinct: 252: 29

UNDELIVERABLE	Unvoted	1
---------------	---------	---

Precinct: 253: 1

COULD NOT CONFIRM SIGNATURE	Rejected	1
OTHER	Rejected	1
SUPERVISOR VALIDATED SIGNATURE	Counted	1
UNDELIVERABLE	Unvoted	14
VOTER VERIFIED SIGNATURE	Counted	1

Precinct: 254: 18

BALLOT RETURNED TO VOTER	Counted	1
COULD NOT CONFIRM SIGNATURE	Rejected	1
NO AFFIDAVIT	Rejected	2
NO SIGNATURE	Rejected	1
SUPERVISOR VALIDATED SIGNATURE	Counted	2
TXT2CURE	Counted	2
UNDELIVERABLE	Unvoted	16
VOTER VERIFIED SIGNATURE	Counted	1

Precinct: 257: 26

2024 GENERAL ELECTION

Problem Ballot Outcome Totals (By Precinct)

UNDELIVERABLE	Unvoted	2
---------------	---------	---

Precinct: 258: 2

COULD NOT CONFIRM SIGNATURE	Rejected	1
TXT2CURE	Counted	1
VOTER VERIFIED SIGNATURE	Counted	1

Precinct: 260: 3

COULD NOT CONFIRM SIGNATURE	Rejected	3
NO AFFIDAVIT	Rejected	1
OTHER	Rejected	2
TXT2CURE	Counted	1
UNDELIVERABLE	Unvoted	22
VOTER VERIFIED SIGNATURE	Counted	4

Precinct: 262: 33

COULD NOT CONFIRM SIGNATURE	Rejected	1
OTHER	Rejected	1
TXT2CURE	Counted	1
UNDELIVERABLE	Unvoted	34
VOTER VERIFIED SIGNATURE	Counted	1

Precinct: 264: 38

UNDELIVERABLE	Unvoted	2
---------------	---------	---

Precinct: 265: 2

NOT ELIGIBLE	Rejected	1
UNDELIVERABLE	Unvoted	1

Precinct: 266: 2

TXT2CURE	Counted	1
----------	---------	---

Precinct: 269: 1

COULD NOT CONFIRM SIGNATURE	Rejected	3
NO AFFIDAVIT	Rejected	1

2024 GENERAL ELECTION

Problem Ballot Outcome Totals (By Precinct)

NO SIGNATURE	Rejected	1
UNDELIVERABLE	Unvoted	9

Precinct: 271: 14

COULD NOT CONFIRM SIGNATURE	Rejected	6
NO AFFIDAVIT	Rejected	2
NO SIGNATURE	Rejected	2
SUPERVISOR VALIDATED SIGNATURE	Counted	1
TXT2CURE	Counted	2
UNDELIVERABLE	Unvoted	7
VOTER DECEASED	Unvoted	1
VOTER VERIFIED SIGNATURE	Counted	2

Precinct: 272: 23

NO AFFIDAVIT	Rejected	1
TXT2CURE	Counted	1
UNDELIVERABLE	Unvoted	1

Precinct: 274: 3

COULD NOT CONFIRM SIGNATURE	Rejected	10
NO AFFIDAVIT	Rejected	4
OTHER	Rejected	1
SUPERVISOR VALIDATED SIGNATURE	Counted	1
TXT2CURE	Counted	4
UNDELIVERABLE	Unvoted	61
VOTER MOVED	Rejected	1
VOTER VERIFIED SIGNATURE	Counted	6

Precinct: 275: 88

Total: 14873

2024 GENERAL ELECTION Provisional Ballot Totals

PROVISIONAL BALLOTS

Decision	Reason	TOTAL
Accepted	VOTER ELIGIBLE	3519
Rejected	ATTEMPT TO VOTE MULTIPLE BALLOTS	18
Rejected	COULD NOT CONFIRM IDENTITY	3
Rejected	INSUFFICIENT ADDRESS	34
Rejected	PROVISIONAL NOT SIGNED	27
Rejected	REGISTERED AFTER CUTOFF DATE	473
Rejected	REGISTRATION CANCELLED	595
Rejected	VOTE CENTER ISSUE	15
Rejected	VOTED EARLY BALLOT	48
Rejected	VOTER NOT REGISTERED	1887

Provisional Total: 6619

CONDITIONAL PROVISIONAL BALLOTS

Counted?	Reason	TOTAL
Accepted	VOTER ELIGIBLE	36
Rejected	NO IDENTIFICATION PROVIDED	64
Rejected	REGISTERED AFTER CUTOFF DATE	16
Rejected	REGISTRATION CANCELLED	17
Rejected	VOTE CENTER ISSUE	1
Rejected	VOTER NOT REGISTERED	96

Conditional Provisional Total: 230

Total Accepted	3555
Total Rejected	3294

Grand Total: 6849



Ballots Processed Report
General Election 2024
November 5, 2024

Early Ballots Processed	Totals
Ballots Processed	442,409
Ballots Counted	442,409
Rejected	1

Vote Center Ballots Processed (Election Day)	Totals
Ballots Counted	72,633

Provisional Ballots Processed	Totals
Ballots Received	6,619
Verified	3,517
Verified Ballots Counted	3,517
Ballots Unverified and Uncounted	3,097
Rejected	0
Verified with no ballot in Provisional Envelope	5

Conditional Provisional Ballots Processed	Totals
Ballots Received	230
Ballots Verified and Counted	36
Ballots Unverified and Uncounted	194
Rejected	0
Verified with no ballot in Provisional Envelope	0

Total Ballots Processed	518,595
--------------------------------	----------------

Notes: Elections Department Data Only.



Adjudication and Duplication Report
 General Election 2024
 November 5, 2024

Adjudications Information	Totals
Total Adjudicated	41,595
Approved with No Changes	20,127
Approved with Changes	21,468
Exceptions	
No Exception	7,385
Overvote	1,877
Unclear Mark	1,545
Unclear Mark, Overvote	14
Unclear Mark, Undervote	3,752
Unclear Mark, Undervote, Overvote	97
Undervote	21,587
Undervote, Overvote	5,338

Duplication Information	Totals
Total Duplicated Ballots	6,418**
Ballot Exceptions	
Military/Faxed	4,330
Timing Mark	551
Torn/Damaged	1,159
Non-standard Markings	374
Braille	4






Notes: Elections Department Data Only.

**Total ballots sent to duplication will not equal total cards sent to duplication because of the two-card ballot.

Early Voting and Vote Center Locations

2024 General Election
Early Voting, Ballot Drop-off & Emergency Voting Locations

***SITES open until 7 pm Friday, Nov. 1**

Early Voting Site  = curbside drop-off available	Address	M-F		Emergency Voting	
		dates	hours*	Sat 11/2	Mon 11/4
Recorder's Main Office 	240 N Stone Tucson 85701	Oct 9 to Nov 1*	8 am - 5 pm*	9 am - 3 pm	8 am - 5 pm
Fellowship Bible Church 	6700 E Broadway Tucson 85710		8 am - 5 pm*	9 am - 3 pm	9 am - 3 pm
Recorder's Country Club Office 	6550 S Country Club Tucson 85756		8 am - 5 pm*	9 am - 3 pm	8 am - 5 pm
La Villita Community Center	71 W Sahuarita Rd Sahuarita 85629	Oct 21 to Nov 1*	8 am - 5 pm*	9 am - 3 pm	9 am - 3 pm
Oro Valley Library 	1305 W Naranja Dr Oro Valley 85737		8 am - 5 pm*	9 am - 3 pm	9 am - 3 pm
University of Arizona	Student Union - Santa Cruz room. 3rd Floor		8 am - 5 pm*	9 am - 3 pm	9 am - 3 pm
W. Anne Gibson-Esmond Station Vail Library	10931 E Mary Ann Cleveland Way Vail 85747	Oct 28 to Nov 1*	8 am - 5 pm*	9 am - 3 pm	9 am - 3 pm
Dusenberry-River Library	5605 E River Rd Ste 105 Tucson 85750		8 am - 5 pm*	9 am - 3 pm	9 am - 3 pm
Eckstrom-Columbus Library	4350 E 22nd Street Tucson 85711		8 am - 5 pm*	9 am - 3 pm	9 am - 3 pm
Kirk Bear Canyon Library	8959 E Tanque Verde Rd Tucson 85749		8 am - 5 pm*	9 am - 3 pm	9 am - 3 pm
Miller Golf Links Library	9640 E Golf Links Rd Tucson 85730		8 am - 5 pm*	9 am - 3 pm	9 am - 3 pm
Pascua Yaqui Wellness Center	5305 W Calle Torim Tucson 85757		8 am - 5 pm*	9 am - 3 pm	9 am - 3 pm
Pima County Natural Resources, Parks and Recreation Building	3500 W River Rd Tucson 85741		8 am - 5 pm*	9 am - 3 pm	9 am - 3 pm
Salazar-Ajo Library	15 W Plaza #179 Ajo 85321		9 am - 5 pm*	9 am - 3 pm	9 am - 3 pm
TOKA Community Building	51 Baboquivari Dr Sells 85634		8 am - 5 pm*	9 am - 3 pm	9 am - 3 pm
Valencia Library	202 W Valencia Rd Tucson 85706		8 am - 5 pm*	9 am - 3 pm	9 am - 3 pm
Wheeler Taft Abbett Sr. Library	7800 N Schisler Dr Tucson 85743		8 am - 5 pm*	9 am - 3 pm	9 am - 3 pm
Woods Memorial Library	3455 N 1st Ave Tucson 85719		8 am - 5 pm*	9 am - 3 pm	9 am - 3 pm
Recorder's Eastside Office Ballot Drop-off ONLY	6920 E Broadway Blvd Tucson 85710		Oct 9 to Nov 1	8 am - 4:30 pm closed for lunch 12-1	9 am - 3 pm

General Election 2024 - Vote Centers

VC	Locations	Address
1	Accelerated Elementary & Secondary School	5245 N Camino De Oeste
2	Ajo Federated Church	101 W Lomita Avenue
3	Alive Christian Fellowship	9662 N La Cholla Boulevard
4	Ambassador Event Center	3455 S Wilmot Road
5	VUSD-Cottonwood Elementary	9950 E. Rees Loop
6	American Legion Sahuaro Post #68	4724 S 12th Avenue
7	The Good Shepherd UCC	17750 S La Cañada Drive
8	Arivaca Old School Building	17180 W. 4th Street
9	Armory Park Center	220 S 5th Avenue
10	Saint Odilia's Catholic Church	7570 N. Paseo Del Norte
11	Saint James United Methodist Church	3255 N. Campbell Ave.
12	Avra Valley Fire District	15790 W Silverbell Road
13	Baboquivari District Office	Federal Route 19 & Fresno Canyon Road
14	Beautiful Savior Lutheran Church	7570 N Thornydale Road
15	Bethel Baptist Church	11040 E Escalante Road
16	Canoa Ranch Recreation Center	5750 S Turquoise Mountain Drive
17	Canyon Del Oro Assembly of GOD	2950 W Lambert Lane
18	Canyon Del Oro Bible Church	9200 N Oracle Road
19	Casa Paloma I Recreation Center	400 W Circulo Del Paladin
20	Casas Adobes Baptist Church	10801 N La Cholla Boulevard
21	Catalina Community Center	16562 North Oracle Road
22	Christ Lutheran Vail Church	14600 E Colossal Cave Road
23	Chukut Kuk District	Federal Route 19, Mile Post 8, Miguel Community
24	Church of The Painted Hills	3295 W Speedway Boulevard
25	Clements Regional Center	8155 E Poinciana Drive
26	Continental Ranch Community Center	8881 N Coachline Boulevard
27	Woods Memorial Library	3455 N 1st Avenue
28	Desert Hills Center	2980 S Camino Del Sol
29	Desert Springs Baptist Church	10425 N Thornydale Road
30	Desert Springs Presbyterian Church	1555 W Overton Road
31	Donna R Liggins Neighborhood Center	2160 N 6th Avenue
32	Tucson Convention Center	260 S Church Avenue
33	Dove of Peace Lutheran Church	665 W Roller Coaster Road
34	East Social Center	7 S Abergro Drive
35	El Pueblo Senior Center	101 W Irvington Road
36	Ellie Town Flowing Wells Community Center	1660 W Ruthrauff Road
37	Valley Christian Church	5968 E. Fairmount St.
38	Embassy Suites Tucson-Paloma Village	3110 E Skyline Drive
39	Nanini Branch Public Library	7300 N Shannon Road
40	SunnySide School Dist. Admin Office	2238 E. Ginter Rd.
41	Glad Tidings Assembly of GOD Church	600 N Kolb Road
43	Gu Achi District	Santa Rosa Community
44	Gu-Vo District	Highway 86, Route 1, Mile Post 19
45	Dusenberry-River Library	5605 E River Road #105
46	Hikiwan District	Vaya Chin Village, Rt 34, MP 53
47	Hilton Garden Inn	6575 S Country Club Road
48	Murphy Wilmot Library	530 N. Wilmot Rd.
49	Hope Church	3353 N Houghton Road
50	St. Margaret's Mary Parish	801 N. Grande Ave.

General Election 2024 - Vote Centers

VC	Locations	Address
51	Sam Lena Library	1607 S 6th Avenue
52	Journey Church	4700 N Swan Road
53	Kino Sports Complex /Event Center	2805 E Ajo Way
54	Eckstrom- Columbus Library	4350 E 22nd Street
55	Kirk-Bear Canyon Library	8959 E Tanque Verde Road
57	Lord of Grace Lutheran Church	7250 N Cortaro Road
58	Lutheran Church of the Foothills	5102 N Craycroft Road
59	Marana Municipal Complex	11555 W Civic Center
60	El Mezquite Salon de Eventos	7130 S Nogales Highway
61	Morgan's Event Center	2308 S. Park Ave
62	Morris K. Udall Regional Center	7200 E Tanque Verde Road
63	Mount Olive Lutheran Church	2005 S Houghton Road
64	Mount Lemmon Community Center	12949 N Sabino Canyon Park, Mt Lemmon
65	Mount Zion Lutheran Church	4520 W Ajo Way
66	MUSD - Marana High School	12000 W Emigh Road
67	MUSD - Roadrunner Elementary School	16651 West Calle Carmela
68	New Spirit Church	8701 E Old Spanish Trail
69	Orange Grove Mobile Estates	3635 W. Mango Drive
70	Oro Valley Church of the Nazarene	500 W Calle Concordia
72	Our Lady of Fatima Parish	1950 W Irvington Place
73	Richey Resource Center	2209 N. 15TH Ave.
74	Pascua Yaqui Tribe Wellness Center	5305 W. Calle Torim
75	Picture Rocks Community Center	5615 N Sanders Road
76	American Legion Post 109	15921 S. Houghton Road
77	Pisinemo District	West Highway 86, Route 21
78	Ramada by Wyndham	777 W Cushing Street
79	Trinity Life Church	1930 S. Wilmot
80	St. Marks Presbyterian Church	3809 E. 3rd St
81	Redeemer Evangelical Lutheran Church & School	8845 N Silverbell Road
82	Robles Ranch Community Center	16150 W Ajo Way
83	Charron Vineyard & Winery	18585 S Sonoita Highway
84	Knight of Columbus	601 S Tucson Boulevard
85	New Life Church	8900 E. Golflinks Rd
86	Countryside Community Club	9151 N Bald Eagle
87	Saint Matthew's Episcopal Church	9071 E Old Spanish Trail
88	San Xavier District	2018 W San Xavier Road
89	Sandario Baptist Church	6971 N Sandario Road
90	Santa Catalina Catholic Church	14380 N Oracle Road
91	La Villita Community Center	71 E Sahuarita Road
92	Schuk Toak District Office	Highway 86, Mile Post 126.5
93	Sells District Office	Arizona Highway 86 and Mile Post 112.5
94	Serenity Baptist Church	15501 W Ajo Way, Three Points
95	Sheraton Tucson Hotel	5151 E Grant Road
96	Sierrita Mining and Ranching Co. Community Building	10094 W McGee Ranch Road
97	Sahuarita Town Hall	375 W Sahuarita Center Way
98	Saint Alban's Episcopal Church	3738 N Old Sabino Canyon Road
99	Saint John on the Desert Presbyterian Church	2695 N Houghton Road
100	Church of the Apostles	12111 N. La Cholla
101	Saint Paul's United Methodist Church	8051 E Broadway Boulevard

General Election 2024 - Vote Centers

VC	Locations	Address
102	Saint Thomas the Apostle Catholic Church	5150 N Valley View Road
103	Sun City Oro Valley - Catalina Vista	14055 N Del Webb Boulevard
104	SUSD - Sopori Elementary School	5000 W Arivaca Road
105	Resurrection Lutheran Church	11575 N. 1st Ave. Building C
106	The Springs at Santa Rita	951 W Via Rio Fuerte
107	Oro Valley Public Library	1305 W Naranja Drive
108	Tucson Estates	5900 W Western Way Circle
109	Tucson Expo Center	3750 E Irvington Road
110	Tucson FOP Lodge #1	3445 N Dodge Boulevard
111	Tucson Mountain Baptist Church	5757 W Ajo Highway
112	Valencia Branch Public Library	202 W Valencia Road
113	Vida Nueva Church Of God	504 W Nebraska Street
114	VUSD - Cienega High School	12775 E Mary Ann Cleveland Way
115	VUSD - Copper Ridge Elementary School	17650 S Canyon Edge Trail
116	VUSD - Desert Sky Middle School	9850 E Rankin Loop
117	VUSD - Ocotillo Ridge Elementary School	10170 South White Lightning Lane
118	VUSD - Sycamore Elementary School	16701 S Houghton Road
121	Santa Cruz Lutheran Church	6809 S Cardinal Avenue
122	Why Domestic Water Improvement District	341 S Sonoita Way, Highway 85 South
123	HIS Presence Church Arizona	4108 E North Street
124	Miller- GolfLinks Library	9640 E Golfinks Road
125	Most Holy Trinity Parish	1300 N. Greasewood Rd
126	Fred Archer Neighborhood Center	1665 S La Cholla Boulevard
127	First United Methodist Church	915 E 4th Street
128	Faith Christian Fellowship	3141 W Ironwood Hills Drive
130	The Highlands at Dove Mountain	4949 W. Heritage Club Blvd.
131	Quail Creek	2055 E. Quail Crossing BLVD
132	Rising Star Baptist Church	2800 E. 36th St.

Accessibility Reports

PIMA COUNTY VOTE CENTER ACCESSIBILITY REPORT
JULY 30, 2024
PRIMARY ELECTION

FACILITY NAME	LOCATION	CITY	ZIP	Accessibility Code	Accessibility Notes	# of Ballots Cast
Accelerated Elementary & Secondary School	5245 N Camino De Oeste	TUCSON	85745	Fully Accessible Under ADA	Received 2 small ramps, 1 ballot call box.	180
Ajo Federated Church	101 W Lomita Avenue	AJO	85321	Fully Accessible Under ADA	Received 1 ballot call box.	76
Alive Christian Fellowship	9662 N La Cholla Boulevard	TUCSON	85742	Fully Accessible Under ADA	N/A	197
Ambassador Event Center	3455 S Wilmot Road	TUCSON	85730	Fully Accessible Under ADA	N/A	169
VUSD-Cottonwood Elementary	9950 Rees Loop	TUCSON	85747	Fully Accessible Under ADA	N/A	165
American Legion Sahuaro Post #68	4724 S 12th Avenue	TUCSON	85714	Fully Accessible Under ADA	Received 1 medium ramp, 1 ADA parking sign.	54
The Good Shepherd UCC	17750 S La Cañada Drive	SAHUARITA	85629	Fully Accessible Under ADA	N/A	245
Arivaca Old School Building	17180 W. 4th Street	ARIVACA	85601	Fully Accessible Under ADA	Received 1 ADA parking sign, 1 ballot call box.	35
Armory Park Center	220 S 5th Avenue	TUCSON	85701	Fully Accessible Under ADA	Received 1 ballot call box.	121
Saint Odilla's Catholic Church	7570 N Paseo Del Norte	TUCSON	85704	Fully Accessible Under ADA	Received 1 ballot call box.	263
Saint James United Methodist Church	3255 N Campbell Avenue	TUCSON	85719	Fully Accessible Under ADA	N/A	236
Avra Valley Fire District	15790 W Silverbell Road	MARANA	85653	Fully Accessible Under ADA	N/A	115
Baboquivari District Office	Federal Route 19 & Fresnal Canyon Road	TOPAWA	85639	Fully Accessible Under ADA	N/A	32
Beautiful Savior Lutheran Church	7570 N Thornydale Road	TUCSON	85741	Fully Accessible Under ADA	N/A	449
Bethel Baptist Church	11040 E Escalante Road	TUCSON	85730	Fully Accessible Under ADA	N/A	159
Canoa Ranch Recreation Center	5750 S Turquoise Mountain Drive	GREEN VALLEY	85622	Fully Accessible Under ADA	N/A	128
Canyon Del Oro Assembly of GOD	2950 W Lambert Lane	TUCSON	85742	Fully Accessible Under ADA	N/A	181
Canyon Del Oro Bible Church	9200 N Oracle Road	TUCSON	85704	Fully Accessible Under ADA	N/A	178
Casa Paloma I Recreation Center	400 W Circulo Del Paladin	GREEN VALLEY	85622	Fully Accessible Under ADA	N/A	226
Casas Adobes Baptist Church	10801 N La Cholla Boulevard	TUCSON	85742	Fully Accessible Under ADA	N/A	117
Catalina Community Center	16562 North Oracle Road	TUCSON	85741	Fully Accessible Under ADA	N/A	270
Christ Lutheran Vail Church	14600 E Colossal Cave Road	VAIL	85641	Fully Accessible Under ADA	N/A	200
Chukut Kuk District	Federal Route 19, Mile Post 8, Miguel Community	SELLS	85634	Fully Accessible Under ADA	N/A	35
Church of The Painted Hills	3295 W Speedway Boulevard	TUCSON	85745	Fully Accessible Under ADA	N/A	107
Clements Regional Center	8155 E Poinciana Drive	TUCSON	85730	Fully Accessible Under ADA	Received 1 ballot call box.	268
Continental Ranch Community Center	8881 N Coachline Boulevard	TUCSON	85743	Fully Accessible Under ADA	N/A	421
Woods Memorial Library	3455 N 1st Avenue	TUCSON	85719	Fully Accessible Under ADA	Received 1 ADA parking sign.	332
Desert Hills Center	2980 S Camino Del Sol	GREEN VALLEY	85622	Fully Accessible Under ADA	Received 1 ballot call box.	169
Desert Springs Baptist Church	10425 N Thornydale Road	TUCSON	85742	Fully Accessible Under ADA	N/A	289
Desert Springs Presbyterian Church	1555 W Overton Road	TUCSON	85704	Fully Accessible Under ADA	N/A	169
Donna R Liggins Neighborhood Center	2160 N 6th Avenue	TUCSON	85705	Fully Accessible Under ADA	Received 1 ballot call box.	145
Tucson Convention Center	260 S Church Avenue	TUCSON	85701	Fully Accessible Under ADA	Received 1 ballot call box.	88
Dove of Peace Lutheran Church	665 W Roller Coaster Road	TUCSON	85704	Fully Accessible Under ADA	N/A	289
East Social Center	7 S Abergro Drive	GREEN VALLEY	85622	Fully Accessible Under ADA	N/A	512
El Pueblo Senior Center	101 W Irvington Road	TUCSON	85706	Fully Accessible Under ADA	N/A	124
Ellie Town Flowing Wells Community Center	1660 W Ruthrauff Road	TUCSON	85705	Fully Accessible Under ADA	N/A	372
Valley Christian Church	5968 E Fairmount Street	TUCSON	85712	Fully Accessible Under ADA	Received 1 ballot call box.	124
Embassy Suites Tucson-Paloma Village	3110 E Skyline Drive	TUCSON	85718	Fully Accessible Under ADA	Received 1 ballot call box.	301
Nanini Branch Public Library	7300 N Shannon Road	TUCSON	85741	Fully Accessible Under ADA	N/A	414
Sunnyside School District Admin Office	2238 E Ginter Road	TUCSON	85706	Fully Accessible Under ADA	N/A	35
Glad Tidings Assembly of GOD Church	600 N Kolb Road	TUCSON	85710	Fully Accessible Under ADA	N/A	344
Gu Achi District	Santa Rosa Community	SELLS	85634	Fully Accessible Under ADA	N/A	26
Gu Vo District Office Compound	Highway 86, Mile Marker 74	SELLS	85634	Fully Accessible Under ADA	N/A	15

PIMA COUNTY VOTE CENTER ACCESSIBILITY REPORT
JULY 30, 2024
PRIMARY ELECTION

FACILITY NAME	LOCATION	CITY	ZIP	Accessibility Code	Accessibility Notes	# of Ballots Cast
Dusenberry-River Library	5605 E River Road #105	TUCSON	85750	Fully Accessible Under ADA	N/A	225
Hickiwan District	Vaya Chin Village, Rt 34, MP 53	SELLS	85321	Fully Accessible Under ADA	N/A	16
Hilton Garden Inn	6575 S Country Club Road	TUCSON	85756	Fully Accessible Under ADA	Received 1 small ramp, 1 ballot call box.	195
Murphy Wilmot Library	530 N. Wilmot Rd.	TUCSON	85711	Fully Accessible Under ADA	N/A	321
Hope Church	3353 N Houghton Road	TUCSON	85749	Fully Accessible Under ADA	N/A	190
St. Margaret's Mary Parish	801 N Grande Avenue	TUCSON	85745	Fully Accessible Under ADA	N/A	80
Sam Lena Library	1607 S 6th Avenue	SOUTH TUCSON	85713	Fully Accessible Under ADA	N/A	90
Journey Church	4700 N Swan Road	TUCSON	85718	Fully Accessible Under ADA	Received 1 ballot call box.	83
Kino Sports Complex /Event Center	2805 E Ajo Way	TUCSON	85713	Fully Accessible Under ADA	N/A	53
Eckstrom- Columbus Library	4350 E 22nd Street	TUCSON	85711	Fully Accessible Under ADA	N/A	365
Kirk-Bear Canyon Library	8959 E Tanque Verde Road	TUCSON	85749	Fully Accessible Under ADA	N/A	592
Lord of Grace Lutheran Church	7250 N Cortaro Road	TUCSON	85743	Fully Accessible Under ADA	N/A	212
Lutheran Church of the Foothills	5102 N Craycroft Road	TUCSON	85718	Fully Accessible Under ADA	N/A	222
Marana Municipal Complex	11555 W Civic Center	MARANA	85653	Fully Accessible Under ADA	N/A	355
El Mezquite Salon de Eventos	7130 S Nogales Highway	TUCSON	85756	Fully Accessible Under ADA	N/A	45
Morgan's Event Center	2308 S Park Avenue	TUCSON	85713	Fully Accessible Under ADA	N/A	30
Morris K. Udall Regional Center	7200 E Tanque Verde Road	TUCSON	85715	Fully Accessible Under ADA	Received 1 medium ramp, 1 ballot call box.	516
Mount Olive Lutheran Church	2005 S Houghton Road	TUCSON	85748	Fully Accessible Under ADA	N/A	311
Mount Lemmon Community Center	12949 N Sabino Canyon Park, Mt Lemmon	TUCSON	85619	Fully Accessible Under ADA	Received 2 ADA parking signs.	14
Mount Zion Lutheran Church	4520 W Ajo Way	TUCSON	85746	Fully Accessible Under ADA	N/A	218
MUSD - Marana High School	12000 W Emigh Road	TUCSON	85743	Fully Accessible Under ADA	N/A	91
MUSD - Roadrunner Elementary School	16651 West Calle Carmela	MARANA	85653	Fully Accessible Under ADA	N/A	161
New Spirit Church	8701 E Old Spanish Trail	TUCSON	85710	Fully Accessible Under ADA	N/A	189
Orange Grove Mobile Estates	3635 W. Mango Drive	TUCSON	85741	Fully Accessible Under ADA	N/A	205
Oro Valley Church of the Nazarene	500 W Calle Concordia	ORO VALLEY	85737	Fully Accessible Under ADA	N/A	213
Our Lady of Fatima Parish	1950 S Irvington Place	TUCSON	85746	Fully Accessible Under ADA	N/A	170
Richey Resource Center	2209 N. 15TH Ave.	TUCSON	85705	Fully Accessible Under ADA	N/A	35
Pascua Yaqui Tribe Wellness Center	5305 Calle Torim	TUCSON	85757	Fully Accessible Under ADA	Received 1 ballot call box.	87
Picture Rocks Community Center	5615 N Sanders Road	TUCSON	85741	Fully Accessible Under ADA	N/A	167
American Legion Post #109	15921 S Houghton Road	VAIL	85641	Fully Accessible Under ADA	N/A	249
Pisinemo District	West Highway 86, Route 21	SELLS	85634	Fully Accessible Under ADA	N/A	24
Ramada by Wyndham	777 W Cushing Street	TUCSON	85745	Fully Accessible Under ADA	N/A	27
Trinity Life Church	1930 S Wilmot Road	TUCSON	85711	Fully Accessible Under ADA	N/A	165
St. Marks Presbyterian Church	3809 3rd Street	TUCSON	85716	Fully Accessible Under ADA	N/A	207
Redeemer Evangelical Lutheran Church & School	8845 N Silverbell Road	TUCSON	85743	Fully Accessible Under ADA	N/A	331
Robles Ranch Community Center	16150 W Ajo Way	TUCSON	85741	Fully Accessible Under ADA	Received 1 large ramp, 1 ballot call box.	75
Charron Vineyard & Winery	18585 S Sonoita Highway	VAIL	85641	Fully Accessible Under ADA	Received 1 ballot call box.	38
Knight of Columbus	601 S Tucson Boulevard	TUCSON	85716	Fully Accessible Under ADA	Received 1 ballot call box.	195
New Life Church	8900 E Golf Links Road	TUCSON	85730	Fully Accessible Under ADA	N/A	104
Countryside Community Club	9151 N Bald Eagle	TUCSON	85742	Fully Accessible Under ADA	N/A	293
Saint Matthew's Episcopal Church	9071 E Old Spanish Trail	TUCSON	85710	Fully Accessible Under ADA	N/A	128

PIMA COUNTY VOTE CENTER ACCESSIBILITY REPORT
JULY 30, 2024
PRIMARY ELECTION

FACILITY NAME	LOCATION	CITY	ZIP	Accessibility Code	Accessibility Notes	# of Ballots Cast
San Xavier District	2018 W San Xavier Road	TUCSON	85746	Fully Accessible Under ADA	N/A	54
Sandario Baptist Church	6971 N Sandario Road	TUCSON	85743	Fully Accessible Under ADA	N/A	123
Santa Catalina Catholic Church	14380 N Oracle Road	TUCSON	85739	Fully Accessible Under ADA	N/A	132
La Villita Community Center	71 E Sahuarita Road	SAHUARITA	85629	Fully Accessible Under ADA	N/A	196
Schuk Toak District Office	Highway 86, Mile Post 126.5	SELLS	85634	Fully Accessible Under ADA	N/A	42
Sells District Office	Arizona Highway 86 and Mile Post 112.7	SELLS	85634	Fully Accessible Under ADA	N/A	96
Serenity Baptist Church	15501 W Ajo Way, Three Points	TUCSON	85735	Fully Accessible Under ADA	N/A	93
Sheraton Tucson Hotel	5151 E Grant Road	TUCSON	85712	Fully Accessible Under ADA	N/A	213
Sierrita Mining and Ranching Co. Community Building	10094 W McGee Ranch Road	SAHUARITA	85629	Fully Accessible Under ADA	N/A	48
Sahuarita Town Hall	375 W Sahuarita Center Way	SAHUARITA	85629	Fully Accessible Under ADA	N/A	298
Saint Alban's Episcopal Church	3738 N Old Sabino Canyon Road	TUCSON	85750	Fully Accessible Under ADA	N/A	309
Saint John on the Desert Presbyterian Church	2695 N Houghton Road	TUCSON	85749	Fully Accessible Under ADA	N/A	256
Church of the Apostles	12111 N La Cholla Boulevard	ORO VALLEY	85742	Fully Accessible Under ADA	Received 1 ballot call box.	125
Saint Paul's United Methodist Church	8051 E Broadway Boulevard	TUCSON	85710	Fully Accessible Under ADA	N/A	333
Saint Thomas the Apostle Catholic Church	5150 N Valley View Road	TUCSON	85718	Fully Accessible Under ADA	N/A	203
Sun City Oro Valley - Catalina Vista	14055 N Del Webb Boulevard	ORO VALLEY	85737	Fully Accessible Under ADA	N/A	285
SUSD - Sopori Elementary School	5000 W Arivaca Road	SAHUARITA	85629	Fully Accessible Under ADA	N/A	31
Resurrection Lutheran Church	11575 N 1st Avenue, Building C	ORO VALLEY	85737	Fully Accessible Under ADA	N/A	365
The Springs at Santa Rita	951 W Via Rio Fuerte	GREEN VALLEY	85614	Fully Accessible Under ADA	Received 1 ballot call box.	74
Oro Valley Public Library	1305 W Naranja Drive	ORO VALLEY	85737	Fully Accessible Under ADA	N/A	787
Tucson Estates	5900 W Western Way Circle	TUCSON	85713	Fully Accessible Under ADA	Received 1 ballot call box.	166
Tucson Expo Center	3750 E Irvington Road	TUCSON	85714	Fully Accessible Under ADA	N/A	54
Tucson FOP Lodge #1	3445 N Dodge Boulevard	TUCSON	85716	Fully Accessible Under ADA	N/A	192
Tucson Mountain Baptist Church	5757 W Ajo Highway	TUCSON	85735	Fully Accessible Under ADA	Received 1 ADA parking sign, 1 ballot call box.	172
Valencia Branch Public Library	202 W Valencia Road	TUCSON	85706	Fully Accessible Under ADA	N/A	132
VIDA NUEVA CHURCH OF GOD	504 W Nebraska Street	TUCSON	85706	Fully Accessible Under ADA	N/A	36
VUSD - Cienega High School	12775 E Mary Ann Cleveland Way	VAIL	85641	Fully Accessible Under ADA	N/A	302
VUSD - Copper Ridge Elementary School	17650 S Canyon Edge Trail	VAIL	85641	Fully Accessible Under ADA	Received 1 ballot call box.	120
VUSD - Desert Sky Middle School	9850 E Rankin Loop	VAIL	85641	Fully Accessible Under ADA	N/A	303
VUSD - Ocotillo Ridge Elementary School	10170 South White Lightning Lane	VAIL	85641	Fully Accessible Under ADA	N/A	183
VUSD - Sycamore Elementary School	16701 S Houghton Road	VAIL	85641	Fully Accessible Under ADA	Received 1 ballot call box.	213
Santa Cruz Lutheran Church	6809 S Cardinal Avenue	TUCSON	85746	Fully Accessible Under ADA	N/A	211
Why Domestic Water Improvement District	341 S Sonoita Way, Highway 85 South	AJO	85321	Fully Accessible Under ADA	N/A	14
HIS Presence Church Arizona	4108 E North Street	TUCSON	85712	Fully Accessible Under ADA	N/A	160
Miller- GolfLinks Library	9640 E Golfinks Road	TUCSON	85745	Fully Accessible Under ADA	N/A	452
Most Holy Trinity Parish	1300 N Greasewood Road	TUCSON	85745	Fully Accessible Under ADA	N/A	118
Fred Archer Neighborhood Center	1665 S La Cholla Boulevard	TUCSON	85713	Fully Accessible Under ADA	N/A	101
First United Methodist Church	915 E 4th Street	TUCSON	85719	Fully Accessible Under ADA	Received 1 ballot call box.	116
Faith Christian Fellowship	3141 W Ironwood Hills Drive	TUCSON	85745	Fully Accessible Under ADA	Received 1 ballot call box.	165
The Highlands	4949 W Heritage Club Boulevard	MARANA	85658	Fully Accessible Under ADA	N/A	262
Quail Creek Country Club	2055 E Quail Crossing Boulevard	GREEN VALLEY	85614	Fully Accessible Under ADA	N/A	214
Rising Star Church	2800 E 36th Street	TUCSON	85713	Fully Accessible Under ADA	N/A	14

Pima County Accessibility Report
November 5, 2024
General Election

FACILITY NAME	LOCATION	CITY	ZIP	Accessibility Code	Accessibility Notes	# of Ballots Cast
Accelerated Elementary & Secondary School	5245 N Camino De Oeste	TUCSON	85745	Fully Accessible Under ADA	Received 2 small ramps, 1 ballot call box.	349
Ajo Federated Church	101 W Lomita Avenue	AJO	85321	Fully Accessible Under ADA	Received 1 ballot call box.	270
Alive Christian Fellowship	9662 N La Cholla Boulevard	TUCSON	85742	Fully Accessible Under ADA	N/A	388
Ambassador Event Center	3455 S Wilmot Road	TUCSON	85730	Fully Accessible Under ADA	N/A	687
VUSD-Cottonwood Elementary	9950 Rees Loop	TUCSON	85747	Fully Accessible Under ADA	N/A	696
American Legion Sahuaro Post #68	4724 S 12th Avenue	TUCSON	85714	Fully Accessible Under ADA	Receivd 1 medium ramp, 1 ADA	381
The Good Shepherd UCC	17750 S La Cañada Drive	SAHUARITA	85629	Fully Accessible Under ADA	N/A	667
Arivaca Old School Building	17180 W. 4th Street	ARIVACA	85601	Fully Accessible Under ADA	Received 1 ADA parking sign, 1	98
Armory Park Center	220 S 5th Avenue	TUCSON	85701	Fully Accessible Under ADA	Received 1 ballot call box.	610
Saint Odilla's Catholic Church	7570 N Paseo Del Norte	TUCSON	85704	Fully Accessible Under ADA	Received 1 ballot call box.	630
Saint James United Methodist Church	3255 N Campbell Avenue	TUCSON	85719	Fully Accessible Under ADA	N/A	847
Avra Valley Fire District	15790 W Silverbell Road	MARANA	85653	Fully Accessible Under ADA	N/A	367
Baboquivari District Office	Federal Route 19 & Fresnal Canyon Road	TOPAWA	85639	Fully Accessible Under ADA	N/A	130
Beautiful Savior Lutheran Church	7570 N Thornydale Road	TUCSON	85741	Fully Accessible Under ADA	N/A	1413
Bethel Baptist Church	11040 E Escalante Road	TUCSON	85730	Fully Accessible Under ADA	N/A	424
Canoa Ranch Recreation Center	5750 S Turquoise Mountain Drive	GREEN VALLEY	85622	Fully Accessible Under ADA	N/A	211
Canyon Del Oro Assembly of GOD	2950 W Lambert Lane	TUCSON	85742	Fully Accessible Under ADA	N/A	362
Canyon Del Oro Bible Church	9200 N Oracle Road	TUCSON	85704	Fully Accessible Under ADA	N/A	363
Casa Paloma I Recreation Center	400 W Circulo Del Paladin	GREEN VALLEY	85622	Fully Accessible Under ADA	N/A	275
Casas Adobes Baptist Church	10801 N La Cholla Boulevard	TUCSON	85742	Fully Accessible Under ADA	N/A	263
Catalina Community Center	16562 North Oracle Road	TUCSON	85741	Fully Accessible Under ADA	N/A	515
Christ Lutheran Vail Church	14600 E Colossal Cave Road	VAIL	85641	Fully Accessible Under ADA	N/A	468
Chukut Kuk District	Federal Route 19, Mile Post 8, Miguel Community	SELLS	85634	Fully Accessible Under ADA	N/A	60
Church of The Painted Hills	3295 W Speedway Boulevard	TUCSON	85745	Fully Accessible Under ADA	N/A	367
Clements Regional Center	8155 E Poinciana Drive	TUCSON	85730	Fully Accessible Under ADA	Received 1 ballot call box.	920
Continental Ranch Community Center	8881 N Coachline Boulevard	TUCSON	85743	Fully Accessible Under ADA	N/A	1126
Woods Memorial Library	3455 N 1st Avenue	TUCSON	85719	Fully Accessible Under ADA	Received 1 ADA parking sign.	1186
Desert Hills Center	2980 S Camino Del Sol	GREEN VALLEY	85622	Fully Accessible Under ADA	Received 1 ballot call box.	202
Desert Springs Baptist Church	10425 N Thornydale Road	TUCSON	85742	Fully Accessible Under ADA	N/A	617
Desert Springs Presbyterian Church	1555 W Overton Road	TUCSON	85704	Fully Accessible Under ADA	N/A	401
Donna R Liggins Neighborhood Center	2160 N 6th Avenue	TUCSON	85705	Fully Accessible Under ADA	Received 1 ballot call box.	886
Tucson Convention Center	260 S Church Avenue	TUCSON	85701	Fully Accessible Under ADA	Received 1 ballot call box.	360
Dove of Peace Lutheran Church	665 W Roller Coaster Road	TUCSON	85704	Fully Accessible Under ADA	N/A	959
East Social Center	7 S Abergro Drive	GREEN VALLEY	85622	Fully Accessible Under ADA	N/A	706
El Pueblo Senior Center	101 W Irvington Road	TUCSON	85706	Fully Accessible Under ADA	N/A	713
Ellie Town Flowing Wells Community Center	1660 W Ruthrauff Road	TUCSON	85705	Fully Accessible Under ADA	N/A	1541
Valley Christian Church	5968 E Fairmount Street	TUCSON	85712	Fully Accessible Under ADA	Received 1 ballot call box.	482
Embassy Suites Tucson-Paloma Village	3110 E Skyline Drive	TUCSON	85718	Fully Accessible Under ADA	Received 1 ballot call box.	652
Nanini Branch Public Library	7300 N Shannon Road	TUCSON	85741	Fully Accessible Under ADA	N/A	1049
Sunnyside School District Admin Office	2238 E Ginter Road	TUCSON	85706	Fully Accessible Under ADA	N/A	553
Glad Tidings Assembly of GOD Church	600 N Kolb Road	TUCSON	85710	Fully Accessible Under ADA	N/A	582
Gu Achi District	Santa Rosa Community	SELLS	85634	Fully Accessible Under ADA	N/A	142
Gu Vo District Office Compound	Highway 86, Mile Marker 74	SELLS	85634	Fully Accessible Under ADA	N/A	56
Dusenberry-River Library	5605 E River Road #105	TUCSON	85750	Fully Accessible Under ADA	N/A	612

Pima County Accessibility Report
November 5, 2024
General Election

FACILITY NAME	LOCATION	CITY	ZIP	Accessibility Code	Accessibility Notes	# of Ballots Cast
Hickiwan District	Vaya Chin Village, Rt 34, MP 53	SELLS	85321	Fully Accessible Under ADA	N/A	47
Hilton Garden Inn	6575 S Country Club Road	TUCSON	85756	Fully Accessible Under ADA	Received 1 small ramp, 1 ballot	1182
Murphy Wilmot Library	530 N. Wilmot Rd.	TUCSON	85711	Fully Accessible Under ADA	N/A	1129
Hope Church	3353 N Houghton Road	TUCSON	85749	Fully Accessible Under ADA	N/A	334
St. Margaret's Mary Parish	801 N Grande Avenue	TUCSON	85745	Fully Accessible Under ADA	N/A	596
Sam Lena Library	1607 S 6th Avenue	SOUTH TUCSON	85713	Fully Accessible Under ADA	N/A	530
Journey Church	4700 N Swan Road	TUCSON	85718	Fully Accessible Under ADA	Received 1 ballot call box.	130
Kino Sports Complex /Event Center	2805 E Ajo Way	TUCSON	85713	Fully Accessible Under ADA	N/A	316
Eckstrom- Columbus Library	4350 E 22nd Street	TUCSON	85711	Fully Accessible Under ADA	N/A	1294
Kirk-Bear Canyon Library	8959 E Tanque Verde Road	TUCSON	85749	Fully Accessible Under ADA	N/A	1073
Lord of Grace Lutheran Church	7250 N Cortaro Road	TUCSON	85743	Fully Accessible Under ADA	N/A	497
Lutheran Church of the Foothills	5102 N Craycroft Road	TUCSON	85718	Fully Accessible Under ADA	N/A	393
Marana Municipal Complex	11555 W Civic Center	MARANA	85653	Fully Accessible Under ADA	N/A	1281
El Mezquite Salon de Eventos	7130 S Nogales Highway	TUCSON	85756	Fully Accessible Under ADA	N/A	451
Morgan's Event Center	2308 S Park Avenue	TUCSON	85713	Fully Accessible Under ADA	N/A	202
Morris K. Udall Regional Center	7200 E Tanque Verde Road	TUCSON	85715	Fully Accessible Under ADA	Received 1 medium ramp, 1	928
Mount Olive Lutheran Church	2005 S Houghton Road	TUCSON	85748	Fully Accessible Under ADA	N/A	684
Mount Lemmon Community Center	12949 N Sabino Canyon Park, Mt lemmon	TUCSON	85619	Fully Accessible Under ADA	Received 2 ADA parking signs.	26
Mount Zion Lutheran Church	4520 W Ajo Way	TUCSON	85746	Fully Accessible Under ADA	N/A	777
MUSD - Marana High School	12000 W Emigh Road	TUCSON	85743	Fully Accessible Under ADA	N/A	273
MUSD - Roadrunner Elementary School	16651 West Calle Carmela	MARANA	85653	Fully Accessible Under ADA	N/A	554
New Spirit Church	8701 E Old Spanish Trail	TUCSON	85710	Fully Accessible Under ADA	N/A	658
Orange Grove Mobile Estates	3635 W. Mango Drive	TUCSON	85741	Fully Accessible Under ADA	N/A	848
Oro Valley Church of the Nazarene	500 W Calle Concordia	ORO VALLEY	85737	Fully Accessible Under ADA	N/A	431
Our Lady of Fatima Parish	1950 W Irvington Place	TUCSON	85746	Fully Accessible Under ADA	N/A	1012
Richey Resource Center	2209 N. 15TH Ave.	TUCSON	85705	Fully Accessible Under ADA	N/A	294
Pascua Yaqui Tribe Wellness Center	5305 Calle Torim	TUCSON	85757	Fully Accessible Under ADA	Received 1 ballot call box.	798
Picture Rocks Community Center	5615 N Sanders Road	TUCSON	85741	Fully Accessible Under ADA	N/A	474
American Legion Post #109	15921 S Houghton Road	VAIL	85641	Fully Accessible Under ADA	N/A	704
Pisinemo District	West Highway 86, Route 21	SELLS	85634	Fully Accessible Under ADA	N/A	92
Ramada by Wyndham	777 W Cushing Street	TUCSON	85745	Fully Accessible Under ADA	N/A	190
Trinity Life Church	1930 S Wilmot Road	TUCSON	85711	Fully Accessible Under ADA	N/A	1039
St. Marks Presbyterian Church	3809 E 3rd Street	TUCSON	85716	Fully Accessible Under ADA	N/A	812
Redeemer Evangelical Lutheran Church & School	8845 N Silverbell Road	TUCSON	85743	Fully Accessible Under ADA	N/A	850
Robles Ranch Community Center	16150 W Ajo Way	TUCSON	85741	Fully Accessible Under ADA	Received 1 large ramp, 1 ballot	264
Charron Vineyard & Winery	18585 S Sonoita Highway	VAIL	85641	Fully Accessible Under ADA	Received 1 ballot call box.	79
Knight of Columbus	601 S Tucson Boulevard	TUCSON	85716	Fully Accessible Under ADA	Received 1 ballot call box.	767
New Life Church	8900 E Golf Links Road	TUCSON	85730	Fully Accessible Under ADA	N/A	556
Countryside Community Club	9151 N Bald Eagle	TUCSON	85742	Fully Accessible Under ADA	N/A	995
Saint Matthew's Episcopal Church	9071 E Old Spanish Trail	TUCSON	85710	Fully Accessible Under ADA	N/A	489
San Xavier District	2018 W San Xavier Road	TUCSON	85746	Fully Accessible Under ADA	N/A	397
Sandario Baptist Church	6971 N Sandario Road	TUCSON	85743	Fully Accessible Under ADA	N/A	399
Santa Catalina Catholic Church	14380 N Oracle Road	TUCSON	85739	Fully Accessible Under ADA	N/A	317
La Villita Community Center	71 E Sahuarita Road	SAHUARITA	85629	Fully Accessible Under ADA	N/A	963
Schuk Toak District Office	Highway 86, Mile Post 126.5	SELLS	85634	Fully Accessible Under ADA	N/A	121

Pima County Accessibility Report
November 5, 2024
General Election

FACILITY NAME	LOCATION	CITY	ZIP	Accessibility Code	Accessibility Notes	# of Ballots Cast
Sells District Office	Arizona Highway 86 and Mile Post 112.7	SELLS	85634	Fully Accessible Under ADA	N/A	431
Serenity Baptist Church	15501 W Ajo Way, Three Points	TUCSON	85735	Fully Accessible Under ADA	N/A	339
Sheraton Tucson Hotel	5151 E Grant Road	TUCSON	85712	Fully Accessible Under ADA	N/A	709
Sierrita Mining and Ranching Co. Community Bui	10094 W McGee Ranch Road	SAHUARITA	85629	Fully Accessible Under ADA	N/A	91
Sahuarita Town Hall	375 W Sahuarita Center Way	SAHUARITA	85629	Fully Accessible Under ADA	N/A	885
Saint Alban's Episcopal Church	3738 N Old Sabino Canyon Road	TUCSON	85750	Fully Accessible Under ADA	N/A	683
Saint John on the Desert Presbyterian Church	2695 N Houghton Road	TUCSON	85749	Fully Accessible Under ADA	N/A	532
Church of the Apostles	12111 N La Cholla Boulevard	ORO VALLEY	85755	Fully Accessible Under ADA	Received 1 ballot call box.	229
Saint Paul's United Methodist Church	8051 E Broadway Boulevard	TUCSON	85710	Fully Accessible Under ADA	N/A	1054
Saint Thomas the Apostle Catholic Church	5150 N Valley View Road	TUCSON	85718	Fully Accessible Under ADA	N/A	446
Sun City Oro Valley - Catalina Vista	14055 N Del Webb Boulevard	ORO VALLEY	85737	Fully Accessible Under ADA	N/A	375
SUSD - Sopori Elementary School	5000 W Arivaca Road	SAHUARITA	85629	Fully Accessible Under ADA	N/A	149
Resurrection Lutheran Church	11575 N 1st Avenue, Building C	ORO VALLEY	85737	Fully Accessible Under ADA	N/A	623
The Springs at Santa Rita	951 W Via Rio Fuerte	GREEN VALLEY	85614	Fully Accessible Under ADA	Received 1 ballot call box.	89
Oro Valley Public Library	1305 W Naranja Drive	ORO VALLEY	85737	Fully Accessible Under ADA	N/A	1226
Tucson Estates	5900 W Western Way Circle	TUCSON	85713	Fully Accessible Under ADA	Received 1 ballot call box.	506
Tucson Expo Center	3750 E Irvington Road	TUCSON	85714	Fully Accessible Under ADA	N/A	536
Tucson FOP Lodge #1	3445 N Dodge Boulevard	TUCSON	85716	Fully Accessible Under ADA	N/A	704
Tucson Mountain Baptist Church	5757 W Ajo Highway	TUCSON	85735	Fully Accessible Under ADA	Received 1 ADA parking sign, 1	806
Valencia Branch Public Library	202 W Valencia Road	TUCSON	85706	Fully Accessible Under ADA	N/A	1021
VIDA NUEVA CHURCH OF GOD	504 W Nebraska Street	TUCSON	85706	Fully Accessible Under ADA	N/A	393
VUSD - Cienega High School	12775 E Mary Ann Cleveland Way	VAIL	85641	Fully Accessible Under ADA	N/A	907
VUSD - Copper Ridge Elementary School	17650 S Canyon Edge Trail	VAIL	85641	Fully Accessible Under ADA	Received 1 ballot call box.	317
VUSD - Desert Sky Middle School	9850 E Rankin Loop	VAIL	85641	Fully Accessible Under ADA	N/A	1065
VUSD - Ocotillo Ridge Elementary School	10170 South White Lightning Lane	VAIL	85641	Fully Accessible Under ADA	N/A	516
VUSD - Sycamore Elementary School	16701 S Houghton Road	VAIL	85641	Fully Accessible Under ADA	Received 1 ballot call box.	568
Santa Cruz Lutheran Church	6809 S Cardinal Avenue	TUCSON	85746	Fully Accessible Under ADA	N/A	1038
Why Domestic Water Improvement District	341 S Sonoita Way, Highway 85 South	AJO	85321	Fully Accessible Under ADA	N/A	26
HIS Presence Church Arizona	4108 E North Street	TUCSON	85712	Fully Accessible Under ADA	N/A	639
Miller- GolfLinks Library	9640 E Golfinks Road	TUCSON	85745	Fully Accessible Under ADA	N/A	1142
Most Holy Trinity Parish	1300 N Greasewood Road	TUCSON	85745	Fully Accessible Under ADA	N/A	594
Fred Archer Neighborhood Center	1665 S La Cholla Boulevard	TUCSON	85713	Fully Accessible Under ADA	N/A	754
First United Methodist Church	915 E 4th Street	TUCSON	85719	Fully Accessible Under ADA	Received 1 ballot call box.	756
Faith Christian Fellowship	3141 W Ironwood Hills Drive	TUCSON	85745	Fully Accessible Under ADA	Received 1 ballot call box.	504
The Highlands	4949 W Heritage Club Boulevard	MARANA	85658	Fully Accessible Under ADA	N/A	602
Quail Creek Country Club	2055 E Quail Crossing Boulevard	GREEN VALLEY	85614	Fully Accessible Under ADA	N/A	391
Rising Star Church	2800 E 36th Street	TUCSON	85713	Fully Accessible Under ADA	N/A	353

Pollworker
Training
Report

**Primary Election July 30, 2024
Pollworker Training Report**

Vote Center	Inspectors	Marshals	Judges	Clerks	Equip Specs	Workers Trained and Worked Election	Student pollworker	Trouble shooter*	Provisional ballots cast	epollbooks assigned
VC 001	1	1	2	5	1	10	0	0	1	3
VC 002	1	1	2	3	1	8	0	0	0	3
VC 003	1	1	2	7	1	12	0	0	1	3
VC 004	1	1	2	6	1	11	0	0	3	4
VC 005	1	1	2	6	1	11	0	0	2	3
VC 006	1	1	2	4	1	9	0	0	2	3
VC 007	1	1	2	8	1	13	0	0	3	4
VC 008	1	0	2	1	0	4	0	0	0	3
VC 009	1	1	2	5	1	10	0	0	18	3
VC 010	1	1	2	7	1	12	0	0	1	3
VC 011	1	1	2	6	1	11	0	0	0	3
VC 012	1	1	2	5	1	10	0	0	1	3
VC 013	1	0	2	3	1	5	1	0	0	3
VC 014	1	1	4	6	1	13	0	0	5	5
VC 015	1	1	2	5	1	10	0	0	3	3
VC 016	1	1	2	5	1	10	0	0	0	3
VC 017	1	1	2	7	1	12	0	0	0	3
VC 018	1	1	2	5	1	10	0	0	0	3
VC 019	1	1	2	5	1	10	0	0	1	3
VC 020	1	1	2	5	0	9	0	0	0	3
VC 021	1	1	2	6	1	11	0	0	2	3
VC 022	1	1	2	7	1	12	0	0	1	3
VC 023	1	1	2	4	1	8	0	0	0	3
VC 024	1	1	2	5	1	10	0	0	0	3
VC 025	1	1	2	8	1	13	0	0	9	4
VC 026	1	1	4	7	1	14	0	0	6	5
VC 027	1	1	4	7	1	14	0	0	10	5
VC 028	1	1	2	5	1	8	0	0	3	3
VC 029	1	1	4	6	1	12	0	0	4	5
VC 030	1	1	2	5	1	10	0	0	1	3
VC 031	1	1	2	7	1	12	0	0	3	3
VC 032	1	1	2	5	1	10	0	0	2	3
VC 033	1	1	2	8	1	13	0	0	4	4
VC 034	1	1	4	5	1	12	0	0	5	5
VC 035	1	1	1	6	1	9	0	0	6	3
VC 036	1	1	4	7	1	12	0	0	9	5
VC 037	1	1	2	7	1	11	0	0	4	3
VC 038	1	1	2	7	1	12	0	0	6	4
VC 039	1	1	4	7	1	10	0	0	11	5
VC 040	1	1	2	4	1	9	0	0	0	3
VC 041	1	1	2	8	1	12	0	0	6	4
VC 043	1	1	2	4	1	5	0	0	1	3
VC 044	1	1	2	4	1	7	0	0	1	3
VC 045	1	1	2	7	1	10	0	0	2	4
VC 046	1	1	2	3	1	7	0	0	0	3
VC 047	1	1	2	7	1	11	0	0	6	3
VC 048	1	1	4	7	1	13	0	0	12	5
VC 049	1	1	2	5	1	10	0	0	0	3
VC 050	1	1	2	4	1	9	0	0	1	3
VC 051	1	1	1	5	1	9	0	0	1	3
VC 052	1	1	2	5	1	10	0	0	3	3
VC 053	1	1	2	5	1	10	0	0	5	3
VC 054	1	1	4	6	0	12	0	0	12	5
VC 055	1	1	4	7	1	13	0	0	2	5
VC 057	1	1	2	6	1	11	0	0	5	3
VC 058	1	1	2	7	1	12	0	0	0	4
VC 059	1	1	2	6	1	11	0	0	9	4
VC 060	1	1	2	3	1	8	0	0	1	3

**Primary Election July 30, 2024
Pollworker Training Report**

Vote Center	Inspectors	Marshals	Judges	Clerks	Equip Specs	Workers Trained and Worked Election	Student pollworker	Trouble shooter*	Provisional ballots cast	epollbooks assigned
VC 061	1	1	2	5	1	9	0	0	0	3
VC 062	1	1	4	7	1	14	0	0	5	5
VC 063	1	1	2	7	1	11	0	0	1	3
VC 064	1	1	2	1	1	6	0	0	1	3
VC 065	1	1	2	4	1	9	0	0	3	3
VC 066	1	1	2	5	1	10	0	0	1	3
VC 067	1	1	2	4	1	8	0	0	0	3
VC 068	1	1	2	8	1	11	0	0	2	4
VC 069	1	1	2	6	1	10	0	0	1	3
VC 070	1	1	2	6	1	11	0	0	3	3
VC 072	1	1	2	6	1	11	0	0	3	4
VC 073	1	1	2	4	1	8	0	0	0	3
VC 074	1	1	1	2	1	6	0	0	3	3
VC 075	1	1	2	3	1	8	0	0	1	3
VC 076	1	1	2	5	1	10	0	0	7	3
VC 077	1	1	1	3	1	6	0	0	0	3
VC 078	1	1	2	4	1	9	0	0	2	3
VC 079	1	1	2	7	1	12	0	0	5	3
VC 080	1	1	2	8	1	11	0	0	9	4
VC 081	1	1	2	7	1	11	0	0	6	4
VC 082	1	1	2	5	0	9	0	0	1	3
VC 083	1	1	2	2	1	7	0	0	0	3
VC 084	1	1	2	3	1	8	0	0	1	4
VC 085	1	1	1	4	1	8	0	0	0	3
VC 086	1	1	2	6	1	11	0	0	7	4
VC 087	1	1	2	3	1	8	0	0	2	3
VC 088	1	0	1	5	1	8	0	0	0	3
VC 089	1	1	2	5	1	10	0	0	5	3
VC 090	1	1	2	3	1	8	0	0	1	3
VC 091	1	1	1	8	1	10	0	0	0	4
VC 092	1	1	2	4	1	7	0	0	4	3
VC 093	1	1	2	4	0	5	0	0	5	3
VC 094	1	1	2	6	1	11	0	0	1	3
VC 095	1	1	2	8	1	13	0	0	3	4
VC 096	1	1	2	2	0	6	0	0	0	3
VC 097	1	1	2	7	1	12	0	0	5	4
VC 098	1	1	2	6	1	11	0	0	3	4
VC 099	1	1	2	7	1	11	0	0	2	3
VC 100	1	1	2	5	1	10	0	0	2	3
VC 101	1	1	4	6	1	13	0	0	0	5
VC 102	1	1	2	7	1	12	0	0	5	3
VC 103	1	1	2	6	1	11	0	0	4	3
VC 104	1	1	2	2	1	7	0	0	0	3
VC 105	1	1	2	8	1	12	0	0	7	4
VC 106	1	1	2	4	1	9	0	0	3	3
VC 107	1	1	4	7	1	14	0	0	20	5
VC 108	1	1	2	8	1	13	0	0	11	3
VC 109	1	1	2	5	1	10	0	0	4	3
VC 110	1	1	2	7	1	12	0	0	7	4
VC 111	1	1	2	5	1	10	0	0	10	3
VC 112	1	1	1	4	1	8	0	0	0	3
VC 113	1	1	2	5	1	10	0	0	1	3
VC 114	1	1	2	6	1	11	0	0	9	4
VC 115	1	1	2	6	1	9	0	0	1	3
VC 116	1	1	2	8	1	13	0	0	3	4
VC 117	1	1	2	6	1	11	0	0	2	3
VC 118	1	1	2	8	1	13	0	0	1	4
VC 121	1	1	2	7	1	12	0	0	0	4

**Primary Election July 30, 2024
Pollworker Training Report**

Vote Center	Inspectors	Marshals	Judges	Clerks	Equip Specs	Workers Trained and Worked Election	Student pollworker	Trouble shooter*	Provisional ballots cast	pollbooks assigned
VC 122	1	1	1	4	1	8	0	0	0	3
VC 123	1	1	2	7	1	12	0	0	9	4
VC 124	1	1	4	7	1	14	0	0	10	5
VC 125	1	1	2	4	1	9	0	0	0	3
VC 126	1	1	2	6	1	11	0	0	1	3
VC 127	1	1	2	8	1	12	0	0	6	4
VC 128	1	1	2	7	1	12	0	0	4	3
VC 130	1	1	4	7	1	14	0	0	7	5
VC 131	1	1	2	7	1	12	0	0	0	5
VC 132	1	1	2	7	1	12	0	0	1	4
								74		
Totals:	126	123	273	700	119	1292	1	74	415	438

*Troubleshooters are not assigned to a specific vote center.

Performance Indicators: Pollworkers are evaluated as a vote center team based upon selective criteria cumulating into a vote center report card rating. Additionally, pollworkers are evaluated based upon peer feedback at the end of election day.

**General Election November 5, 2024
Pollworker Training Report**

Vote Center	Inspectors	Marshals	Judges	Clerks	Equip Specs	Workers Trained and Worked Election	Workers Marked Worked	Student pollworker	Trouble shooter*	Provisional ballots cast	epollbooks assigned
VC 001	1	1	2	5	1	6	10	0	0	6	3
VC 002	1	1	2	4	1	9	9	0	0	36	3
VC 003	1	1	2	4	1	7	9	0	0	18	3
VC 004	1	1	2	8	1	9	13	1	0	75	4
VC 005	1	1	2	7	1	8	12	1	0	66	4
VC 006	1	1	2	3	1	8	8	0	0	48	3
VC 007	1	1	2	8	1	6	13	0	0	36	5
VC 008	1	1	2	1	1	6	6	0	0	10	3
VC 009	1	1	2	4	1	8	9	0	0	125	3
VC 010	1	1	2	5	1	8	10	0	0	42	4
VC 011	1	1	2	7	1	8	12	0	0	101	4
VC 012	1	1	2	4	1	9	9	0	0	48	3
VC 013	1	1	2	3	1	4	8	1	0	12	3
VC 014	1	1	4	9	1	10	16	0	0	100	6
VC 015	1	1	2	6	1	10	11	1	0	34	3
VC 016	1	1	2	5	1	10	10	0	0	2	3
VC 017	1	1	2	5	1	10	10	0	0	17	3
VC 018	1	1	2	5	1	7	10	0	0	41	3
VC 019	1	1	2	4	1	8	9	0	0	8	3
VC 020	1	1	2	3	1	8	8	0	0	24	3
VC 021	1	1	2	5	1	7	10	0	0	28	3
VC 022	1	1	2	6	1	8	11	0	0	34	4
VC 023	1	1	2	5	1	7	10	0	0	4	2
VC 024	1	1	2	4	1	8	9	0	0	30	3
VC 025	1	1	2	7	1	11	12	1	0	81	4
VC 026	1	1	4	9	1	16	16	0	0	98	6
VC 027	1	1	4	9	1	16	16	0	0	162	6
VC 028	1	1	2	4	1	9	9	0	0	9	3
VC 029	1	1	2	7	1	9	12	0	0	33	4

**General Election November 5, 2024
Pollworker Training Report**

Vote Center	Inspectors	Marshals	Judges	Clerks	Equip Specs	Workers Trained and Worked Election	Workers Marked Worked	Student pollworker	Trouble shooter*	Provisional ballots cast	epollbooks assigned
VC 030	1	1	2	5	1	10	10	0	0	13	3
VC 031	1	1	2	7	1	9	12	0	0	95	5
VC 032	1	1	2	4	1	9	9	0	0	84	3
VC 033	1	1	2	7	1	11	12	0	0	76	5
VC 034	1	1	2	6	1	11	11	0	0	48	4
VC 035	1	1	2	7	1	12	12	0	0	74	4
VC 036	1	1	4	8	1	13	15	0	0	168	5
VC 037	1	1	2	6	1	11	11	1	0	37	3
VC 038	1	1	2	6	1	11	11	0	0	44	4
VC 039	1	1	4	9	1	16	16	0	0	122	6
VC 040	1	1	2	4	1	8	9	0	0	61	3
VC 041	1	1	2	7	1	10	12	1	0	57	4
VC 043	1	1	2	3	1	7	8	0	0	30	3
VC 044	1	1	2	2	1	7	7	0	0	12	2
VC 045	1	1	2	7	1	12	12	1	0	67	4
VC 046	1	1	2	2	1	6	7	0	0	10	2
VC 047	1	1	2	6	1	7	11	0	0	102	4
VC 048	1	1	4	9	1	12	16	1	0	124	5
VC 049	1	1	2	5	1	10	10	0	0	11	3
VC 050	1	1	2	6	1	10	11	0	0	89	3
VC 051	1	1	2	5	1	10	10	0	0	44	3
VC 052	1	1	2	4	1	9	9	0	0	10	3
VC 053	1	1	2	5	1	10	10	0	0	52	3
VC 054	1	1	2	9	1	9	14	0	0	139	3
VC 055	1	1	4	10	1	17	17	2	0	81	5
VC 057	1	1	2	6	1	11	11	0	0	51	6
VC 058	1	1	2	6	1	9	11	0	0	15	4
VC 059	1	1	2	7	1	12	12	0	0	99	4
VC 060	1	1	2	3	1	8	8	0	0	25	3

**General Election November 5, 2024
Pollworker Training Report**

Vote Center	Inspectors	Marshals	Judges	Clerks	Equip Specs	Workers Trained and Worked Election	Workers Marked Worked	Student pollworker	Trouble shooter*	Provisional ballots cast	epollbooks assigned
VC 061	1	1	2	4	1	9	9	0	0	29	3
VC 062	1	1	4	9	1	13	16	1	0	58	5
VC 063	1	1	2	6	1	11	11	0	0	35	4
VC 064	1	1	2	2	1	7	7	0	0	1	2
VC 065	1	1	2	6	1	5	11	0	0	41	4
VC 066	1	1	2	4	1	8	9	0	0	20	3
VC 067	1	1	2	4	1	8	9	0	0	31	3
VC 068	1	1	2	7	1	10	12	1	0	73	4
VC 069	1	1	2	6	1	9	11	0	0	43	4
VC 070	1	1	2	7	1	7	12	0	0	20	4
VC 072	1	1	2	7	1	10	12	0	0	107	5
VC 073	1	1	2	3	1	3	8	0	0	38	3
VC 074	1	1	2	7	1	6	12	0	0	69	4
VC 075	1	1	2	3	1	6	8	0	0	17	3
VC 076	1	1	2	5	1	9	10	0	0	45	4
VC 077	1	1	2	2	1	7	7	0	0	5	3
VC 078	1	1	2	3	1	6	8	0	0	24	3
VC 079	1	1	2	7	1	10	12	1	0	124	4
VC 080	1	1	2	6	1	11	11	0	0	130	4
VC 081	1	1	2	6	1	10	11	0	0	57	4
VC 082	1	1	2	2	1	5	7	0	0	20	3
VC 083	1	1	2	3	1	7	8	0	0	5	3
VC 084	1	1	2	8	1	13	13	0	0	76	5
VC 085	1	1	2	7	1	12	12	2	0	67	3
VC 086	1	1	2	5	1	7	10	0	0	59	4
VC 087	1	1	2	6	1	9	11	1	0	39	3
VC 088	1	1	2	4	1	5	9	0	0	39	3
VC 089	1	1	2	3	1	4	8	0	0	49	3
VC 090	1	1	2	4	1	9	9	0	0	13	3

**General Election November 5, 2024
Pollworker Training Report**

Vote Center	Inspectors	Marshals	Judges	Clerks	Equip Specs	Workers Trained and Worked Election	Workers Marked Worked	Student pollworker	Trouble shooter*	Provisional ballots cast	epollbooks assigned
VC 091	1	1	2	5	1	8	10	0	0	97	4
VC 092	1	1	2	3	1	3	8	0	0	19	3
VC 093	1	1	1	4	1	4	8	0	0	22	3
VC 094	1	1	2	4	1	3	9	0	0	31	3
VC 095	1	1	2	6	1	11	11	0	0	87	5
VC 096	1	1	2	2	1	7	7	0	0	7	3
VC 097	1	1	2	5	1	8	10	0	0	76	4
VC 098	1	1	2	8	1	8	13	2	0	44	4
VC 099	1	1	2	7	1	8	12	2	0	23	4
VC 100	1	1	2	4	1	6	9	0	0	14	3
VC 101	1	1	4	9	1	9	16	1	0	121	5
VC 102	1	1	2	6	1	8	11	0	0	21	4
VC 103	1	1	2	6	1	11	11	0	0	7	3
VC 104	1	1	2	2	1	7	7	0	0	8	3
VC 105	1	1	2	6	1	9	11	0	0	38	4
VC 106	1	1	2	4	1	9	9	0	0	8	3
VC 107	1	1	4	11	1	15	18	0	0	93	6
VC 108	1	1	2	8	1	8	13	0	0	28	4
VC 109	1	1	2	4	1	7	9	0	0	55	3
VC 110	1	1	2	8	1	13	13	0	0	106	4
VC 111	1	1	2	6	1	7	11	0	0	82	4
VC 112	1	1	2	4	1	4	9	0	0	136	4
VC 113	1	1	2	3	1	6	8	0	0	77	3
VC 114	1	1	2	6	1	6	11	0	0	59	4
VC 115	1	1	2	4	1	6	9	0	0	15	3
VC 116	1	1	4	10	1	17	17	1	0	86	6
VC 117	1	1	2	6	1	6	11	0	0	38	3
VC 118	1	1	2	7	1	10	12	1	0	38	4
VC 121	1	1	2	8	1	7	13	0	0	68	4

**General Election November 5, 2024
Pollworker Training Report**

Vote Center	Inspectors	Marshals	Judges	Clerks	Equip Specs	Workers Trained and Worked Election	Workers Marked Worked	Student pollworker	Trouble shooter*	Provisional ballots cast	epollbooks assigned
VC 122	1	1	2	2	1	5	7	0	0	0	2
VC 123	1	1	2	7	1	9	12	0	0	131	4
VC 124	1	1	4	10	1	14	17	2	0	97	5
VC 125	1	1	2	4	1	8	9	0	0	74	3
VC 126	1	1	2	6	1	8	11	0	0	99	4
VC 127	1	1	2	8	1	12	13	0	0	332	5
VC 128	1	1	2	8	1	10	13	0	0	49	4
VC 130	1	1	2	6	1	7	11	0	0	35	4
VC 131	1	1	2	6	1	11	11	0	0	10	4
VC 132	1	1	2	6	1	9	11	0	0	39	4
Totals:	126	126	275	702	126	1107	1355	26	87	6872	465

*Troubleshooters are not assigned to a specific vote center.

Performance Indicators: Pollworkers are evaluated as a vote center team based upon selective criteria cumulating

Hand Count Audit Information



ELECTIONS DEPARTMENT
PIMA COUNTY GOVERNMENT
6550 SOUTH COUNTRY CLUB RD. TUCSON, AZ 85756
(520) 724-6830 FAX (520) 724-6870

PIMA COUNTY
Hand Count Audit Report

November 12, 2024

Synopsis:

Pursuant to A.R.S. § 16-602 (B), Pima County conducted the hand count audit for the November 5, 2024 General Election. Two percent of polling places were counted as required by statute, which amounted to three vote centers. One percent of early ballots were audited as per Arizona State Law. The early ballot audit consisted of 17 batches, each containing between 420 and 632 cards.

The hand count audit began on November 6, 2024 when a meeting was conducted to confirm hand count audit details, including date, time, location, process, and percentage of vote centers and early ballot batches to be audited. On November 9, 2024 at 8:00 AM the party chairs of the Democratic, Republican and Green Parties met to select the early ballot audit batches and vote centers to be counted. All ballots were secured in the central counting center before the selection process started. The selection order was chosen by lot, and the Green Party was chosen to go first.

With the order established, the specific early ballot batches to be counted were selected with the representatives from each party alternating the selection. Once the early ballot batches were chosen, the vote centers to be audited were selected.

The master vote center and early ballot batch selection lists are attached for review. The physical hand count started at 9:00 AM on November 9, 2024 and was concluded at 7:00 PM. The counting method used was the stacking method. The hand count was conducted by 15 boards consisting of 3 or 4 members, of which not more than 2 members were from the same political party.

Comments:

The results of the early ballot audit and the vote center hand count were within the variance as defined by the Arizona Secretary of State.

Respectfully submitted,

A handwritten signature in black ink, appearing to be "C. Hargrove", with a long horizontal line extending to the right.

Constance L. Hargrove, Elections Director

Master List of All Contested Races

November 5 2024 General Election

Category: Presidential Elector

Race: U.S. Presidential Electors

Category: Statewide Candidate

Race: Corporation Commissioner

Category: Statewide Ballot Measure

Race: PROPOSITION 133

Race: PROPOSITION 134

Race: PROPOSITION 135

Race: PROPOSITION 136

Race: PROPOSITION 137

Race: PROPOSITION 138

Race: PROPOSITION 139

Race: PROPOSITION 140

Race: PROPOSITION 311

Race: PROPOSITION 312

Race: PROPOSITION 313

Race: PROPOSITION 314

Race: PROPOSITION 315

Category: Federal Candidate

Race: United States Senator

Race: United States Representative In Congress District 6

Race: United States Representative In Congress District 7

Category: State Legislative

Race: State Senator District 16

Race: State Senator District 17

Race: State Senator District 19

Race: State Senator District 23

Race: State Representative District 16

Race: State Representative District 17

Race: State Representative District 18

Race: State Representative District 19

Race: State Representative District 21

Race: State Representative District 23

Master Precinct and Race Selection Worksheet

November 5, 2024 General Election

Political Party Selection November 9, 2024

First Green

Third Democrat

Second Republican

Forth _____

SELECTED VOTE CENTER (PRIMARY)

85
76
74

SELECTED VOTE CENTER (SECONDARY)

63
111
113

NUMBER OF RACE TO COUNT PER CATEGORY

RACE CATEGORY	TICK MARK TALLY
1. Presidential Elector	1
2. Statewide Candidate	1
3. Statewide Ballot Measure	13
4. Federal Candidate	3
5. State Legislative	10
Additional Races Needed	0

RACES TO BE COUNTED IN EACH SELECTED PRECINCT

Race To Be Counted	Category of Race
1. Presidential Elector	Presidential Elector
2. Corporation Commissioner	Statewide Candidate
3. Proposition 139	Statewide Ballot Measure
4. U.S. Representative in Congress	Federal Candidate
5. State Senator	State Legislative

SELECTED EARLY BATCHES (PRIMARY)

9
15
19
27
34
31
41
11
38
8

17
24
25
40
37
42
32

SELECTED EARLY BATCHES (SECONDARY)

35
5
39
18
22
1
21
14
2
30

12
13
6
23
16
33
4

AGGREGATE - EARLY BALLOT AUDIT - HAND COUNT REPORT - TOTAL FROM ALL BATCHES

NOVEMBER 5, 2024 GENERAL ELECTION

Race Category: PRESIDENTIAL ELECTOR Race: PRESIDENTIAL ELECTORS

Batch	Hand Count Total	Machine Count Total	Absolute Difference
8	291	291	0
9	269	268	1
11	293	293	0
15	298	298	0
17	212	212	0
19	296	296	0
24	271	271	0
25	286	286	0
27	246	246	0
31	261	261	0
32	312	312	0
34	303	303	0
37	296	296	0
38	286	286	0
40	254	254	0
41	287	287	0
42	202	202	0
Total:	4663	4662	1

Margin = (Absolute Difference / Machine Count) X 100%

Aggregated Margin: 0.02%

Race Category: FEDERAL CANDIDATE Race: UNITED STATES REPRESENTATIVE IN CONGRESS DISTRICTS (6 & 7)

Batch	Hand Count Total	Machine Count Total	Absolute Difference
8	287	287	0
9	265	265	0
11	287	287	0
15	778	778	0
17	204	204	0
19	162	162	0
24	154	154	0
25	280	280	0
27	243	243	0
31	190	190	0
32	302	302	0
34	299	299	0
37	299	299	0
38	281	281	0
40	250	250	0
41	178	178	0
42	162	162	0
Total:	4621	4621	0

Margin = (Absolute Difference / Machine Count) X 100%

Aggregated Margin: 0.00%

Race Category: STATE LEGISLATIVE

Race: STATE SENATOR DISTRICTS (16, 17, 19 & 23)

Batch	Hand Count Total	Machine Count Total	Absolute Difference
8	167	167	0
9	1420	1420	0
11	1700	1700	0
15	159	159	0
17	641	641	0
19	132	132	0
24	140	140	0
25	88	88	0
27	145	145	0
31	102	102	0
32	158	158	0
34	154	154	0
37	187	187	0
38	123	123	0
40	114	114	0
41	123	123	0
42	61	61	0
Total:	5614	5614	0

Margin = (Absolute Difference / Machine Count) X 100%

Aggregated Margin: 0.00%

Race Category: STATEWIDE CANDIDATE

Race: CORPORATION COMMISSIONER

Batch	Hand Count Total	Machine Count Total	Absolute Difference
8	794	794	0
9	729	729	0
11	800	800	0
15	790	790	0
17	466	466	0
19	823	808	15
24	764	764	0
25	785	785	0
27	685	685	0
31	699	699	0
32	820	820	0
34	804	804	0
37	838	838	0
38	775	775	0
40	643	643	0
41	738	738	0
42	466	466	0
Total:	12419	12404	15

Margin = (Absolute Difference / Machine Count) X 100%

Aggregated Margin: 0.12%

Race Category: STATEWIDE BALLOT MEASURE

Race: PROPOSITION 139

Batch	Hand Count Total	Machine Count Total	Absolute Difference
8	778	778	0
9	269	269	0
11	302	302	0
15	299	299	0
17	209	209	0
19	294	293	1
24	275	275	0
25	282	282	0
27	251	251	0
31	262	262	0
32	308	308	0
34	304	304	0
37	299	299	0
38	290	290	0
40	254	254	0
41	288	288	0
42	215	215	0
Total:	5179	5178	1

Margin = (Absolute Difference / Machine Count) X 100%

Aggregated Margin: 0.02%

EARLY BALLOT AUDIT - HAND COUNT REPORT
NOVEMBER 5, 2024 GENERAL ELECTION

Batch Counted: 8

of Ballots per Batch: 570

Race Category: PRESIDENTIAL ELECTOR

Race: PRESIDENTIAL ELECTOR

Candidate Name	Hand Count Total	Machine Count Total	Absolute Difference
HARRIS/WALZ	184	184	0
TRUMP / VANCE	102	102	0
OLIVER / TER MAAT	4	4	0
STEIN / WARE	1	1	0
Total:	291	291	0

Race Category: FEDERAL CANDIDATE

Race: UNITED STATES REPRESENTATIVE IN CONGRESS DISTRICT 6

Candidate Name	Hand Count Total	Machine Count Total	Absolute Difference
ENGLE, KIRSTEN	131	131	0
CISCOMANI, JUAN	97	97	0
EASTWOOD, ATHENA	6	6	0
Total:	234	234	0

Race Category: FEDERAL CANDIDATE

Race: UNITED STATES REPRESENTATIVE IN CONGRESS DISTRICT 7

Candidate Name	Hand Count Total	Machine Count Total	Absolute Difference
GRIJALVA, RAÚL M.	43	43	0
BUTIEREZ SR., DANIEL FRANCIS	10	10	0
Total:	53	53	0

Race Category: STATE LEGISLATIVE

Race: STATE SENATOR DISTRICT 16

Candidate Name	Hand Count Total	Machine Count Total	Absolute Difference
SEAMAN, STACEY	5	5	0
SHOPE JR., THOMAS "T. J."	1	1	0
Total:	6	6	0

Race Category: STATE LEGISLATIVE

Race: STATE SENATOR DISTRICT 17

Candidate Name	Hand Count Total	Machine Count Total	Absolute Difference
MCLEAN , JOHN	57	57	0
LEACH , VENDEN "VINCE"	38	38	0
Total:	95	95	0

Race Category: STATE LEGISLATIVE

Race: STATE SENATOR DISTRICT 19

Candidate Name	Hand Count Total	Machine Count Total	Absolute Difference
KARP, BOB	36	36	0
GOWAN, DAVID	30	30	0
Total:	66	66	0

Race Category: STATE LEGISLATIVE

Race: STATE SENATOR DISTRICT 23

Candidate Name	Hand Count Total	Machine Count Total	Absolute Difference
FERNANDEZ, BRIAN	0	0	0
ALTHERR, MICHELLE	0	0	0
Total:	0	0	0

Race Category: STATEWIDE CANDIDATE**Race: CORPORATION COMMISSIONER**

Candidate Name	Hand Count Total	Machine Count Total	Absolute Difference
AGUILAR, YLENIA	162	162	0
HILL, JONATHON	157	157	0
POLACHECK, JOSHUA	151	151	0
LOPEZ, RENE	102	102	0
MARQUEZ PETERSON, LEA	104	104	0
WALDEN, RACHEL	105	105	0
CEASE, KMIKE	5	5	0
LUXENBERG, NINA	8	8	0
Total:	794	794	0

Race Category: STATEWIDE BALLOT MEASURE**Race: PROPOSITION 139**

Candidate Name	Hand Count Total	Machine Count Total	Absolute Difference
YES	204	204	0
NO	72	72	0
Total:	276	276	0

EARLY BALLOT AUDIT - HAND COUNT REPORT
NOVEMBER 5, 2024 GENERAL ELECTION

Batch Counted: 9

of Ballots per Batch: 272

Race Category: PRESIDENTIAL ELECTOR

Race: PRESIDENTIAL ELECTOR

Candidate Name	Hand Count Total	Machine Count Total	Absolute Difference
HARRIS/WALZ	183	182	1
TRUMP / VANCE	83	83	0
OLIVER / TER MAAT	3	3	0
STEIN / WARE	0	0	0
Total:	269	268	1

Voter filled in party designation instead of the oval. Audit Board awarded the vote to HARRIS / WALZ.

Race Category: FEDERAL CANDIDATE

Race: UNITED STATES REPRESENTATIVE IN CONGRESS DISTRICT 6

Candidate Name	Hand Count Total	Machine Count Total	Absolute Difference
ENGLE, KIRSTEN	86	86	0
CISCOMANI, JUAN	50	50	0
EASTWOOD, ATHENA	0	0	0
Total:	136	136	0

Race Category: FEDERAL CANDIDATE

Race: UNITED STATES REPRESENTATIVE IN CONGRESS DISTRICT 7

Candidate Name	Hand Count Total	Machine Count Total	Absolute Difference
GRIJALVA, RAÚL M.	95	95	0
BUTIEREZ SR., DANIEL FRANCIS	34	34	0
Total:	129	129	0

Race Category: STATE LEGISLATIVE

Race: STATE SENATOR DISTRICT 16

Candidate Name	Hand Count Total	Machine Count Total	Absolute Difference
SEAMAN, STACEY	38	38	0
SHOPE JR., THOMAS "T. J."	13	13	0
Total:	51	51	0

Race Category: STATE LEGISLATIVE

Race: STATE SENATOR DISTRICT 17

Candidate Name	Hand Count Total	Machine Count Total	Absolute Difference
MCLEAN , JOHN	34	34	0
LEACH , VENDEN "VINCE"	22	22	0
Total:	56	56	0

Race Category: STATE LEGISLATIVE

Race: STATE SENATOR DISTRICT 19

Candidate Name	Hand Count Total	Machine Count Total	Absolute Difference
KARP, BOB	9	9	0
GOWAN, DAVID	15	15	0
Total:	24	24	0

Race Category: STATE LEGISLATIVE

Race: STATE SENATOR DISTRICT 23

Candidate Name	Hand Count Total	Machine Count Total	Absolute Difference
FERNANDEZ, BRIAN	2	2	0
ALTHERR, MICHELLE	1	1	0
Total:	3	3	0

Race Category: STATEWIDE CANDIDATE**Race: CORPORATION COMMISSIONER**

Candidate Name	Hand Count Total	Machine Count Total	Absolute Difference
AGUILAR, YLENIA	165	165	0
HILL, JONATHON	163	163	0
POLACHECK, JOSHUA	158	158	0
LOPEZ, RENE	80	80	0
MARQUEZ PETERSON, LEA	77	77	0
WALDEN, RACHEL	76	76	0
CEASE, KMIKE	5	5	0
LUXENBERG, NINA	5	5	0
Total:	729	729	0

Race Category: STATEWIDE BALLOT MEASURE**Race: PROPOSITION 139**

Candidate Name	Hand Count Total	Machine Count Total	Absolute Difference
YES	208	208	0
NO	61	61	0
Total:	269	269	0

EARLY BALLOT AUDIT - HAND COUNT REPORT
NOVEMBER 5, 2024 GENERAL ELECTION

Batch Counted: 11

of Ballots per Batch: 600

Race Category: PRESIDENTIAL ELECTOR

Race: PRESIDENTIAL ELECTOR

Candidate Name	Hand Count Total	Machine Count Total	Absolute Difference
HARRIS/WALZ	192	192	0
TRUMP / VANCE	98	98	0
OLIVER / TER MAAT	2	2	0
STEIN / WARE	1	1	0
Total:	293	293	0

Race Category: FEDERAL CANDIDATE

Race: UNITED STATES REPRESENTATIVE IN CONGRESS DISTRICT 6

Candidate Name	Hand Count Total	Machine Count Total	Absolute Difference
ENGLE, KIRSTEN	139	139	0
CISCOMANI, JUAN	75	75	0
EASTWOOD, ATHENA	6	6	0
Total:	220	220	0

Race Category: FEDERAL CANDIDATE

Race: UNITED STATES REPRESENTATIVE IN CONGRESS DISTRICT 7

Candidate Name	Hand Count Total	Machine Count Total	Absolute Difference
GRIJALVA, RAÚL M.	47	47	0
BUTIEREZ SR., DANIEL FRANCIS	20	20	0
Total:	67	67	0

Race Category: STATE LEGISLATIVE

Race: STATE SENATOR DISTRICT 16

Candidate Name	Hand Count Total	Machine Count Total	Absolute Difference
SEAMAN, STACEY	5	5	0
SHOPE JR., THOMAS "T. J."	0	0	0
Total:	5	5	0

Race Category: STATE LEGISLATIVE

Race: STATE SENATOR DISTRICT 17

Candidate Name	Hand Count Total	Machine Count Total	Absolute Difference
MCLEAN , JOHN	68	68	0
LEACH , VENDEN "VINCE"	39	39	0
Total:	107	107	0

Race Category: STATE LEGISLATIVE

Race: STATE SENATOR DISTRICT 19

Candidate Name	Hand Count Total	Machine Count Total	Absolute Difference
KARP, BOB	18	18	0
GOWAN, DAVID	8	8	0
Total:	26	26	0

Race Category: STATE LEGISLATIVE

Race: STATE SENATOR DISTRICT 23

Candidate Name	Hand Count Total	Machine Count Total	Absolute Difference
FERNANDEZ, BRIAN	8	8	0
ALTHERR, MICHELLE	1	1	0
Total:	9	9	0

Race Category: STATEWIDE CANDIDATE**Race: CORPORATION COMMISSIONER**

Candidate Name	Hand Count Total	Machine Count Total	Absolute Difference
AGUILAR, YLENIA	174	174	0
HILL, JONATHON	167	167	0
POLACHECK, JOSHUA	166	166	0
LOPEZ, RENE	90	90	0
MARQUEZ PETERSON, LEA	88	88	0
WALDEN, RACHEL	88	88	0
CEASE, KMIKE	10	10	0
LUXENBERG, NINA	17	17	0
Total:	800	800	0

Race Category: STATEWIDE BALLOT MEASURE**Race: PROPOSITION 139**

Candidate Name	Hand Count Total	Machine Count Total	Absolute Difference
YES	232	232	0
NO	70	70	0
Total:	302	302	0

EARLY BALLOT AUDIT - HAND COUNT REPORT
NOVEMBER 5, 2024 GENERAL ELECTION

Batch Counted: 15

of Ballots per Batch: 603

Race Category: PRESIDENTIAL ELECTOR

Race: PRESIDENTIAL ELECTOR

Candidate Name	Hand Count Total	Machine Count Total	Absolute Difference
HARRIS/WALZ	183	183	0
TRUMP / VANCE	111	111	0
OLIVER / TER MAAT	2	2	0
STEIN / WARE	2	2	0
Total:	298	298	0

Race Category: FEDERAL CANDIDATE

Race: UNITED STATES REPRESENTATIVE IN CONGRESS DISTRICT 6

Candidate Name	Hand Count Total	Machine Count Total	Absolute Difference
ENGLE, KIRSTEN	111	111	0
CISCOMANI, JUAN	87	87	0
EASTWOOD, ATHENA	7	7	0
Total:	205	205	0

Race Category: FEDERAL CANDIDATE

Race: UNITED STATES REPRESENTATIVE IN CONGRESS DISTRICT 7

Candidate Name	Hand Count Total	Machine Count Total	Absolute Difference
GRIJALVA, RAÚL M.	68	68	0
BUTIEREZ SR., DANIEL FRANCIS	20	20	0
Total:	88	88	0

Race Category: STATE LEGISLATIVE

Race: STATE SENATOR DISTRICT 16

Candidate Name	Hand Count Total	Machine Count Total	Absolute Difference
SEAMAN, STACEY	4	4	0
SHOPE JR., THOMAS "T. J."	1	1	0
Total:	5	5	0

Race Category: STATE LEGISLATIVE

Race: STATE SENATOR DISTRICT 17

Candidate Name	Hand Count Total	Machine Count Total	Absolute Difference
MCLEAN , JOHN	44	44	0
LEACH , VENDEN "VINCE"	49	49	0
Total:	93	93	0

Race Category: STATE LEGISLATIVE

Race: STATE SENATOR DISTRICT 19

Candidate Name	Hand Count Total	Machine Count Total	Absolute Difference
KARP, BOB	27	27	0
GOWAN, DAVID	25	25	0
Total:	52	52	0

Race Category: STATE LEGISLATIVE

Race: STATE SENATOR DISTRICT 23

Candidate Name	Hand Count Total	Machine Count Total	Absolute Difference
FERNANDEZ, BRIAN	5	5	0
ALTHERR, MICHELLE	4	4	0
Total:	9	9	0

Race Category: STATEWIDE CANDIDATE**Race: CORPORATION COMMISSIONER**

Candidate Name	Hand Count Total	Machine Count Total	Absolute Difference
AGUILAR, YLENIA	160	160	0
HILL, JONATHON	157	157	0
POLACHECK, JOSHUA	149	149	0
LOPEZ, RENE	102	102	0
MARQUEZ PETERSON, LEA	101	101	0
WALDEN, RACHEL	102	102	0
CEASE, KMIKE	10	10	0
LUXENBERG, NINA	9	9	0
Total:	790	790	0

Race Category: STATEWIDE BALLOT MEASURE**Race: PROPOSITION 139**

Candidate Name	Hand Count Total	Pre-Adjudicated Machine Count Total	Absolute Difference
YES	220	220	0
NO	79	79	0
Total:	299	299	0

EARLY BALLOT AUDIT - HAND COUNT REPORT
NOVEMBER 5, 2024 GENERAL ELECTION

Batch Counted: 17

of Ballots per Batch: 428

Race Category: PRESIDENTIAL ELECTOR

Race: PRESIDENTIAL ELECTOR

Candidate Name	Hand Count Total	Machine Count Total	Absolute Difference
HARRIS/WALZ	82	82	0
TRUMP / VANCE	130	130	0
OLIVER / TER MAAT	0	0	0
STEIN / WARE	0	0	0
Total:	212	212	0

Race Category: FEDERAL CANDIDATE

Race: UNITED STATES REPRESENTATIVE IN CONGRESS DISTRICT 6

Candidate Name	Hand Count Total	Machine Count Total	Absolute Difference
ENGLE, KIRSTEN	41	41	0
CISCOMANI, JUAN	66	66	0
EASTWOOD, ATHENA	0	0	0
Total:	107	107	0

Race Category: FEDERAL CANDIDATE

Race: UNITED STATES REPRESENTATIVE IN CONGRESS DISTRICT 7

Candidate Name	Hand Count Total	Machine Count Total	Absolute Difference
GRIJALVA, RAÚL M.	43	43	0
BUTIEREZ SR., DANIEL FRANCIS	54	54	0
Total:	97	97	0

Race Category: STATE LEGISLATIVE

Race: STATE SENATOR DISTRICT 16

Candidate Name	Hand Count Total	Machine Count Total	Absolute Difference
SEAMAN, STACEY	5	5	0
SHOPE JR., THOMAS "T. J."	11	11	0
Total:	16	16	0

Race Category: STATE LEGISLATIVE

Race: STATE SENATOR DISTRICT 17

Candidate Name	Hand Count Total	Machine Count Total	Absolute Difference
MCLEAN , JOHN	11	11	0
LEACH , VENDEN "VINCE"	29	29	0
Total:	40	40	0

Race Category: STATE LEGISLATIVE

Race: STATE SENATOR DISTRICT 19

Candidate Name	Hand Count Total	Machine Count Total	Absolute Difference
KARP, BOB	4	4	0
GOWAN, DAVID	18	18	0
Total:	22	22	0

Race Category: STATE LEGISLATIVE

Race: STATE SENATOR DISTRICT 23

Candidate Name	Hand Count Total	Machine Count Total	Absolute Difference
FERNANDEZ, BRIAN	8	8	0
ALTHERR, MICHELLE	9	9	0
Total:	17	17	0

Race Category: STATEWIDE CANDIDATE**Race: CORPORATION COMMISSIONER**

Candidate Name	Hand Count Total	Machine Count Total	Absolute Difference
AGUILAR, YLENIA	63	63	0
HILL, JONATHON	50	50	0
POLACHECK, JOSHUA	48	48	0
LOPEZ, RENE	99	99	0
MARQUEZ PETERSON, LEA	99	99	0
WALDEN, RACHEL	100	100	0
CEASE, KMIKE	3	3	0
LUXENBERG, NINA	4	4	0
Total:	466	466	0

Race Category: STATEWIDE BALLOT MEASURE**Race: PROPOSITION 139**

Candidate Name	Hand Count Total	Machine Count Total	Absolute Difference
YES	97	97	0
NO	112	112	0
Total:	209	209	0

EARLY BALLOT AUDIT - HAND COUNT REPORT
NOVEMBER 5, 2024 GENERAL ELECTION

Batch Counted: 19

of Ballots per Batch: 599

Race Category: PRESIDENTIAL ELECTOR

Race: PRESIDENTIAL ELECTOR

Candidate Name	Hand Count Total	Machine Count Total	Absolute Difference
HARRIS/WALZ	177	177	0
TRUMP / VANCE	116	116	0
OLIVER / TER MAAT	2	2	0
STEIN / WARE	1	1	0
Total:	296	296	0

Race Category: FEDERAL CANDIDATE

Race: UNITED STATES REPRESENTATIVE IN CONGRESS DISTRICT 6

Candidate Name	Hand Count Total	Machine Count Total	Absolute Difference
ENGLE, KIRSTEN	132	132	0
CISCOMANI, JUAN	102	102	0
EASTWOOD, ATHENA	6	6	0
Total:	108	108	0

Race Category: FEDERAL CANDIDATE

Race: UNITED STATES REPRESENTATIVE IN CONGRESS DISTRICT 7

Candidate Name	Hand Count Total	Machine Count Total	Absolute Difference
GRIJALVA, RAÚL M.	36	36	0
BUTIEREZ SR., DANIEL FRANCIS	18	18	0
Total:	54	54	0

Race Category: STATE LEGISLATIVE

Race: STATE SENATOR DISTRICT 16

Candidate Name	Hand Count Total	Machine Count Total	Absolute Difference
SEAMAN, STACEY	1	1	0
SHOPE JR., THOMAS "T. J."	5	5	0
Total:	6	6	0

Race Category: STATE LEGISLATIVE

Race: STATE SENATOR DISTRICT 17

Candidate Name	Hand Count Total	Machine Count Total	Absolute Difference
MCLEAN , JOHN	45	45	0
LEACH , VENDEN "VINCE"	39	39	0
Total:	84	84	0

Race Category: STATE LEGISLATIVE

Race: STATE SENATOR DISTRICT 19

Candidate Name	Hand Count Total	Machine Count Total	Absolute Difference
KARP, BOB	21	21	0
GOWAN, DAVID	11	11	0
Total:	32	32	0

Race Category: STATE LEGISLATIVE

Race: STATE SENATOR DISTRICT 23

Candidate Name	Hand Count Total	Machine Count Total	Absolute Difference
FERNANDEZ, BRIAN	8	8	0
ALTHERR, MICHELLE	2	2	0
Total:	10	10	0

Race Category: STATEWIDE CANDIDATE**Race: CORPORATION COMMISSIONER**

Candidate Name	Hand Count Total	Machine Count Total	Absolute Difference
AGUILAR, YLENIA	154	154	0
HILL, JONATHON	156	149	7
POLACHECK, JOSHUA	149	141	8
LOPEZ, RENE	113	113	0
MARQUEZ PETERSON, LEA	118	118	0
WALDEN, RACHEL	119	119	0
CEASE, KMIKE	5	5	0
LUXENBERG, NINA	9	9	0
Total:	823	808	15

Audit Board recounted batch but could not explain difference in totals.

Race Category: STATEWIDE BALLOT MEASURE**Race: PROPOSITION 139**

Candidate Name	Hand Count Total	Machine Count Total	Absolute Difference
YES	194	193	1
NO	100	100	0
Total:	294	293	1

Audit Board determined that a mark outside the oval was a vote for "YES".

EARLY BALLOT AUDIT - HAND COUNT REPORT
NOVEMBER 5, 2024 GENERAL ELECTION

Batch Counted: 24

of Ballots per Batch: 551

Race Category: PRESIDENTIAL ELECTOR

Race: PRESIDENTIAL ELECTOR

Candidate Name	Hand Count Total	Machine Count Total	Absolute Difference
HARRIS/WALZ	178	178	0
TRUMP / VANCE	89	89	0
OLIVER / TER MAAT	2	2	0
STEIN / WARE	2	2	0
Total:	271	271	0

Race Category: FEDERAL CANDIDATE

Race: UNITED STATES REPRESENTATIVE IN CONGRESS DISTRICT 6

Candidate Name	Hand Count Total	Machine Count Total	Absolute Difference
ENGLE, KIRSTEN	116	116	0
CISCOMANI, JUAN	64	64	0
EASTWOOD, ATHENA	3	3	0
Total:	67	67	0

Race Category: FEDERAL CANDIDATE

Race: UNITED STATES REPRESENTATIVE IN CONGRESS DISTRICT 7

Candidate Name	Hand Count Total	Machine Count Total	Absolute Difference
GRIJALVA, RAÚL M.	54	54	0
BUTIEREZ SR., DANIEL FRANCIS	33	33	0
Total:	87	87	0

Race Category: STATE LEGISLATIVE

Race: STATE SENATOR DISTRICT 16

Candidate Name	Hand Count Total	Machine Count Total	Absolute Difference
SEAMAN, STACEY	5	5	0
SHOPE JR., THOMAS "T. J."	9	9	0
Total:	14	14	0

Race Category: STATE LEGISLATIVE

Race: STATE SENATOR DISTRICT 17

Candidate Name	Hand Count Total	Machine Count Total	Absolute Difference
MCLEAN , JOHN	42	42	0
LEACH , VENDEN "VINCE"	32	32	0
Total:	74	74	0

Race Category: STATE LEGISLATIVE

Race: STATE SENATOR DISTRICT 19

Candidate Name	Hand Count Total	Machine Count Total	Absolute Difference
KARP, BOB	16	16	0
GOWAN, DAVID	26	26	0
Total:	42	42	0

Race Category: STATE LEGISLATIVE

Race: STATE SENATOR DISTRICT 23

Candidate Name	Hand Count Total	Machine Count Total	Absolute Difference
FERNANDEZ, BRIAN	7	7	0
ALTHERR, MICHELLE	3	3	0
Total:	10	10	0

Race Category: STATEWIDE CANDIDATE**Race: CORPORATION COMMISSIONER**

Candidate Name	Hand Count Total	Machine Count Total	Absolute Difference
AGUILAR, YLENIA	163	163	0
HILL, JONATHON	163	163	0
POLACHECK, JOSHUA	155	155	0
LOPEZ, RENE	91	91	0
MARQUEZ PETERSON, LEA	93	93	0
WALDEN, RACHEL	89	89	0
CEASE, KMIKE	5	5	0
LUXENBERG, NINA	5	5	0
Total:	764	764	0

Race Category: STATEWIDE BALLOT MEASURE**Race: PROPOSITION 139**

Candidate Name	Hand Count Total	Machine Count Total	Absolute Difference
YES	209	209	0
NO	66	66	0
Total:	275	275	0

EARLY BALLOT AUDIT - HAND COUNT REPORT
NOVEMBER 5, 2024 GENERAL ELECTION

Batch Counted: 25

of Ballots per Batch: 573

Race Category: PRESIDENTIAL ELECTOR

Race: PRESIDENTIAL ELECTOR

Candidate Name	Hand Count Total	Machine Count Total	Absolute Difference
HARRIS/WALZ	188	188	0
TRUMP / VANCE	93	93	0
OLIVER / TER MAAT	4	4	0
STEIN / WARE	1	1	0
Total:	286	286	0

Voter indicated their candidate choice without filling in the oval.

Race Category: FEDERAL CANDIDATE

Race: UNITED STATES REPRESENTATIVE IN CONGRESS DISTRICT 6

Candidate Name	Hand Count Total	Machine Count Total	Absolute Difference
ENGLE, KIRSTEN	119	119	0
CISCOMANI, JUAN	65	65	0
EASTWOOD, ATHENA	2	2	0
Total:	186	186	0

Race Category: FEDERAL CANDIDATE

Race: UNITED STATES REPRESENTATIVE IN CONGRESS DISTRICT 7

Candidate Name	Hand Count Total	Machine Count Total	Absolute Difference
GRIJALVA, RAÚL M.	64	64	0
BUTIEREZ SR., DANIEL FRANCIS	30	30	0
Total:	94	94	0

Race Category: STATE LEGISLATIVE

Race: STATE SENATOR DISTRICT 16

Candidate Name	Hand Count Total	Machine Count Total	Absolute Difference
SEAMAN, STACEY	3	3	0
SHOPE JR., THOMAS "T.J."	5	5	0
Total:	8	8	0

Race Category: STATE LEGISLATIVE

Race: STATE SENATOR DISTRICT 17

Candidate Name	Hand Count Total	Machine Count Total	Absolute Difference
MCLEAN , JOHN	20	20	0
LEACH , VENDEN "VINCE"	15	15	0
Total:	35	35	0

Race Category: STATE LEGISLATIVE

Race: STATE SENATOR DISTRICT 19

Candidate Name	Hand Count Total	Machine Count Total	Absolute Difference
KARP, BOB	23	23	0
GOWAN, DAVID	13	13	0
Total:	36	36	0

Race Category: STATE LEGISLATIVE

Race: STATE SENATOR DISTRICT 23

Candidate Name	Hand Count Total	Machine Count Total	Absolute Difference
FERNANDEZ, BRIAN	5	5	0
ALTHERR, MICHELLE	4	4	0
Total:	9	9	0

Race Category: STATEWIDE CANDIDATE**Race: CORPORATION COMMISSIONER**

Candidate Name	Hand Count Total	Machine Count Total	Absolute Difference
AGUILAR, YLENIA	169	169	0
HILL, JONATHON	166	166	0
POLACHECK, JOSHUA	169	169	0
LOPEZ, RENE	83	83	0
MARQUEZ PETERSON, LEA	88	88	0
WALDEN, RACHEL	85	85	0
CEASE, KMIKE	10	10	0
LUXENBERG, NINA	15	15	0
Total:	785	785	0

Race Category: STATEWIDE BALLOT MEASURE**Race: PROPOSITION 139**

Candidate Name	Hand Count Total	Machine Count Total	Absolute Difference
YES	210	210	0
NO	72	72	0
Total:	282	282	0

EARLY BALLOT AUDIT - HAND COUNT REPORT
NOVEMBER 5, 2024 GENERAL ELECTION

Batch Counted: 27

of Ballots per Batch: 503

Race Category: PRESIDENTIAL ELECTOR

Race: PRESIDENTIAL ELECTOR

Candidate Name	Hand Count Total	Machine Count Total	Absolute Difference
HARRIS/WALZ	155	155	0
TRUMP / VANCE	90	90	0
OLIVER / TER MAAT	0	0	0
STEIN / WARE	1	1	0
Total:	246	246	0

Race Category: FEDERAL CANDIDATE

Race: UNITED STATES REPRESENTATIVE IN CONGRESS DISTRICT 6

Candidate Name	Hand Count Total	Machine Count Total	Absolute Difference
ENGLE, KIRSTEN	93	93	0
CISCOMANI, JUAN	77	77	0
EASTWOOD, ATHENA	3	3	0
Total:	173	173	0

Race Category: FEDERAL CANDIDATE

Race: UNITED STATES REPRESENTATIVE IN CONGRESS DISTRICT 7

Candidate Name	Hand Count Total	Machine Count Total	Absolute Difference
GRIJALVA, RAÚL M.	51	51	0
BUTIEREZ SR., DANIEL FRANCIS	19	19	0
Total:	70	70	0

Race Category: STATE LEGISLATIVE

Race: STATE SENATOR DISTRICT 16

Candidate Name	Hand Count Total	Machine Count Total	Absolute Difference
SEAMAN, STACEY	7	7	0
SHOPE JR., THOMAS "T. J."	4	4	0
Total:	11	11	0

Race Category: STATE LEGISLATIVE

Race: STATE SENATOR DISTRICT 17

Candidate Name	Hand Count Total	Machine Count Total	Absolute Difference
MCLEAN , JOHN	40	40	0
LEACH , VENDEN "VINCE"	39	39	0
Total:	79	79	0

Race Category: STATE LEGISLATIVE

Race: STATE SENATOR DISTRICT 19

Candidate Name	Hand Count Total	Machine Count Total	Absolute Difference
KARP, BOB	29	29	0
GOWAN, DAVID	18	18	0
Total:	47	47	0

Race Category: STATE LEGISLATIVE

Race: STATE SENATOR DISTRICT 23

Candidate Name	Hand Count Total	Machine Count Total	Absolute Difference
FERNANDEZ, BRIAN	6	6	0
ALTHERR, MICHELLE	2	2	0
Total:	8	8	0

Race Category: STATEWIDE CANDIDATE**Race: CORPORATION COMMISSIONER**

Candidate Name	Hand Count Total	Machine Count Total	Absolute Difference
AGUILAR, YLENIA	135	135	0
HILL, JONATHON	141	141	0
POLACHECK, JOSHUA	135	135	0
LOPEZ, RENE	86	86	0
MARQUEZ PETERSON, LEA	89	89	0
WALDEN, RACHEL	86	86	0
CEASE, KMIKE	5	5	0
LUXENBERG, NINA	8	8	0
Total:	685	685	0

Race Category: STATEWIDE BALLOT MEASURE**Race: PROPOSITION 139**

Candidate Name	Hand Count Total	Machine Count Total	Absolute Difference
YES	180	180	0
NO	71	71	0
Total:	251	251	0

EARLY BALLOT AUDIT - HAND COUNT REPORT
NOVEMBER 5, 2024 GENERAL ELECTION

Batch Counted: 31

of Ballots per Batch: 531

Race Category: PRESIDENTIAL ELECTOR

Race: PRESIDENTIAL ELECTOR

Candidate Name	Hand Count Total	Machine Count Total	Absolute Difference
HARRIS/WALZ	152	152	0
TRUMP / VANCE	108	108	0
OLIVER / TER MAAT	0	0	0
STEIN / WARE	1	1	0
Total:	261	261	0

Race Category: FEDERAL CANDIDATE

Race: UNITED STATES REPRESENTATIVE IN CONGRESS DISTRICT 6

Candidate Name	Hand Count Total	Machine Count Total	Absolute Difference
ENGLE, KIRSTEN	82	82	0
CISCOMANI, JUAN	79	79	0
EASTWOOD, ATHENA	7	7	0
Total:	168	168	0

Race Category: FEDERAL CANDIDATE

Race: UNITED STATES REPRESENTATIVE IN CONGRESS DISTRICT 7

Candidate Name	Hand Count Total	Machine Count Total	Absolute Difference
GRIJALVA, RAÚL M.	70	70	0
BUTIEREZ SR., DANIEL FRANCIS	22	22	0
Total:	92	92	0

Race Category: STATE LEGISLATIVE

Race: STATE SENATOR DISTRICT 16

Candidate Name	Hand Count Total	Machine Count Total	Absolute Difference
SEAMAN, STACEY	4	4	0
SHOPE JR., THOMAS "T. J."	1	1	0
Total:	5	5	0

Race Category: STATE LEGISLATIVE

Race: STATE SENATOR DISTRICT 17

Candidate Name	Hand Count Total	Machine Count Total	Absolute Difference
MCLEAN , JOHN	36	36	0
LEACH , VENDEN "VINCE"	27	27	0
Total:	63	63	0

Race Category: STATE LEGISLATIVE

Race: STATE SENATOR DISTRICT 19

Candidate Name	Hand Count Total	Machine Count Total	Absolute Difference
KARP, BOB	8	8	0
GOWAN, DAVID	22	22	0
Total:	30	30	0

Race Category: STATE LEGISLATIVE

Race: STATE SENATOR DISTRICT 23

Candidate Name	Hand Count Total	Machine Count Total	Absolute Difference
FERNANDEZ, BRIAN	3	3	0
ALTHERR, MICHELLE	1	1	0
Total:	4	4	0

Race Category: STATEWIDE CANDIDATE**Race: CORPORATION COMMISSIONER**

Candidate Name	Hand Count Total	Machine Count Total	Absolute Difference
AGUILAR, YLENIA	141	141	0
HILL, JONATHON	130	130	0
POLACHECK, JOSHUA	123	123	0
LOPEZ, RENE	93	93	0
MARQUEZ PETERSON, LEA	98	98	0
WALDEN, RACHEL	95	95	0
CEASE, KMIKE	8	8	0
LUXENBERG, NINA	11	11	0
Total:	699	699	0

Race Category: STATEWIDE BALLOT MEASURE**Race: PROPOSITION 139**

Candidate Name	Hand Count Total	Machine Count Total	Absolute Difference
YES	179	179	0
NO	83	83	0
Total:	262	262	0

EARLY BALLOT AUDIT - HAND COUNT REPORT
NOVEMBER 5, 2024 GENERAL ELECTION

Batch Counted: 32

of Ballots per Batch: 632

Race Category: PRESIDENTIAL ELECTOR

Race: PRESIDENTIAL ELECTORS

Candidate Name	Hand Count Total	Machine Count Total	Absolute Difference
HARRIS/WALZ	193	193	0
TRUMP / VANCE	118	118	0
OLIVER / TER MAAT	1	1	0
STEIN / WARE	0	0	0
Total:	312	312	0

Race Category: FEDERAL CANDIDATE

Race: UNITED STATES REPRESENTATIVE IN CONGRESS DISTRICT 6

Candidate Name	Hand Count Total	Machine Count Total	Absolute Difference
ENGLE, KIRSTEN	131	131	0
CISCOMANI, JUAN	98	98	0
EASTWOOD, ATHENA	6	6	0
Total:	235	235	0

Race Category: FEDERAL CANDIDATE

Race: UNITED STATES REPRESENTATIVE IN CONGRESS DISTRICT 7

Candidate Name	Hand Count Total	Machine Count Total	Absolute Difference
GRIJALVA, RAÚL M.	49	49	0
BUTIEREZ SR., DANIEL FRANCIS	18	18	0
Total:	67	67	0

Race Category: STATE LEGISLATIVE

Race: STATE SENATOR DISTRICT 16

Candidate Name	Hand Count Total	Machine Count Total	Absolute Difference
SEAMAN, STACEY	1	1	0
SHOPE JR., THOMAS "T. J."	0	0	0
Total:	1	1	0

Race Category: STATE LEGISLATIVE

Race: STATE SENATOR DISTRICT 17

Candidate Name	Hand Count Total	Machine Count Total	Absolute Difference
MCLEAN , JOHN	62	62	0
LEACH , VENDEN "VINCE"	64	64	0
Total:	126	126	0

Race Category: STATE LEGISLATIVE

Race: STATE SENATOR DISTRICT 19

Candidate Name	Hand Count Total	Machine Count Total	Absolute Difference
KARP, BOB	20	20	0
GOWAN, DAVID	9	9	0
Total:	29	29	0

Race Category: STATE LEGISLATIVE

Race: STATE SENATOR DISTRICT 23

Candidate Name	Hand Count Total	Machine Count Total	Absolute Difference
FERNANDEZ, BRIAN	1	1	0
ALTHERR, MICHELLE	1	1	0
Total:	2	2	0

Race Category: STATEWIDE CANDIDATE**Race: CORPORATION COMMISSIONER**

Candidate Name	Hand Count Total	Machine Count Total	Absolute Difference
AGUILAR, YLENIA	162	162	0
HILL, JONATHON	156	156	0
POLACHECK, JOSHUA	152	152	0
LOPEZ, RENE	109	109	0
MARQUEZ PETERSON, LEA	107	107	0
WALDEN, RACHEL	110	110	0
CEASE, KMIKE	12	12	0
LUXENBERG, NINA	12	12	0
Total:	820	820	0

Race Category: STATEWIDE BALLOT MEASURE**Race: PROPOSITION 139**

Candidate Name	Hand Count Total	Machine Count Total	Absolute Difference
YES	231	231	0
NO	77	77	0
Total:	308	308	0

EARLY BALLOT AUDIT - HAND COUNT REPORT
NOVEMBER 5, 2024 GENERAL ELECTION

Batch Counted: 34

of Ballots per Batch: 611

Race Category: PRESIDENTIAL ELECTOR

Race: PRESIDENTIAL ELECTOR

Candidate Name	Hand Count Total	Machine Count Total	Absolute Difference
HARRIS/WALZ	193	193	0
TRUMP / VANCE	109	109	0
OLIVER / TER MAAT	1	1	0
STEIN / WARE	0	0	0
Total:	303	303	0

Race Category: FEDERAL CANDIDATE

Race: UNITED STATES REPRESENTATIVE IN CONGRESS DISTRICT 6

Candidate Name	Hand Count Total	Machine Count Total	Absolute Difference
ENGLE, KIRSTEN	125	125	0
CISCOMANI, JUAN	85	85	0
EASTWOOD, ATHENA	3	3	0
Total:	213	213	0

Race Category: FEDERAL CANDIDATE

Race: UNITED STATES REPRESENTATIVE IN CONGRESS DISTRICT 7

Candidate Name	Hand Count Total	Machine Count Total	Absolute Difference
GRIJALVA, RAÚL M.	58	58	0
BUTIEREZ SR., DANIEL FRANCIS	28	28	0
Total:	86	86	0

Race Category: STATE LEGISLATIVE

Race: STATE SENATOR DISTRICT 16

Candidate Name	Hand Count Total	Machine Count Total	Absolute Difference
SEAMAN, STACEY	4	4	0
SHOPE JR., THOMAS "T. J."	7	7	0
Total:	11	11	0

Race Category: STATE LEGISLATIVE

Race: STATE SENATOR DISTRICT 17

Candidate Name	Hand Count Total	Machine Count Total	Absolute Difference
MCLEAN , JOHN	67	67	0
LEACH , VENDEN "VINCE"	41	41	0
Total:	108	108	0

Race Category: STATE LEGISLATIVE

Race: STATE SENATOR DISTRICT 19

Candidate Name	Hand Count Total	Machine Count Total	Absolute Difference
KARP, BOB	10	10	0
GOWAN, DAVID	16	16	0
Total:	26	26	0

Race Category: STATE LEGISLATIVE

Race: STATE SENATOR DISTRICT 23

Candidate Name	Hand Count Total	Machine Count Total	Absolute Difference
FERNANDEZ, BRIAN	6	6	0
ALTHERR, MICHELLE	3	3	0
Total:	9	9	0

Race Category: STATEWIDE CANDIDATE**Race: CORPORATION COMMISSIONER**

Candidate Name	Hand Count Total	Machine Count Total	Absolute Difference
AGUILAR, YLENIA	165	165	0
HILL, JONATHON	158	158	0
POLACHECK, JOSHUA	157	157	0
LOPEZ, RENE	104	104	0
MARQUEZ PETERSON, LEA	102	102	0
WALDEN, RACHEL	98	98	0
CEASE, KMIKE	10	10	0
LUXENBERG, NINA	10	10	0
Total:	804	804	0

Race Category: STATEWIDE BALLOT MEASURE**Race: PROPOSITION 139**

Candidate Name	Hand Count Total	Machine Count Total	Absolute Difference
YES	231	231	0
NO	73	73	0
Total:	304	304	0

EARLY BALLOT AUDIT - HAND COUNT REPORT
NOVEMBER 5, 2024 GENERAL ELECTION

Batch Counted: 37

of Ballots per Batch: 601

Race Category: PRESIDENTIAL ELECTOR

Race: PRESIDENTIAL ELECTOR

Candidate Name	Hand Count Total	Machine Count Total	Absolute Difference
HARRIS/WALZ	165	165	0
TRUMP / VANCE	130	130	0
OLIVER / TER MAAT	1	1	0
STEIN / WARE	0	0	0
Total:	296	296	0

Race Category: FEDERAL CANDIDATE

Race: UNITED STATES REPRESENTATIVE IN CONGRESS DISTRICT 6

Candidate Name	Hand Count Total	Machine Count Total	Absolute Difference
ENGLE, KIRSTEN	128	128	0
CISCOMANI, JUAN	123	123	0
EASTWOOD, ATHENA	1	1	0
Total:	252	252	0

Race Category: FEDERAL CANDIDATE

Race: UNITED STATES REPRESENTATIVE IN CONGRESS DISTRICT 7

Candidate Name	Hand Count Total	Machine Count Total	Absolute Difference
GRIJALVA, RAÚL M.	28	28	0
BUTIEREZ SR., DANIEL FRANCI	19	19	0
Total:	47	47	0

Race Category: STATE LEGISLATIVE

Race: STATE SENATOR DISTRICT 16

Candidate Name	Hand Count Total	Machine Count Total	Absolute Difference
SEAMAN, STACEY	7	7	0
SHOPE JR., THOMAS "T. J."	1	1	0
Total:	8	8	0

Race Category: STATE LEGISLATIVE

Race: STATE SENATOR DISTRICT 17

Candidate Name	Hand Count Total	Machine Count Total	Absolute Difference
MCLEAN , JOHN	61	61	0
LEACH , VENDEN "VINCE"	77	77	0
Total:	138	138	0

Race Category: STATE LEGISLATIVE

Race: STATE SENATOR DISTRICT 19

Candidate Name	Hand Count Total	Machine Count Total	Absolute Difference
KARP, BOB	21	21	0
GOWAN, DAVID	14	14	0
Total:	35	35	0

Race Category: STATE LEGISLATIVE

Race: STATE SENATOR DISTRICT 23

Candidate Name	Hand Count Total	Machine Count Total	Absolute Difference
FERNANDEZ, BRIAN	4	4	0
ALTHERR, MICHELLE	2	2	0
Total:	6	6	0

Race Category: STATEWIDE CANDIDATE**Race: CORPORATION COMMISSIONER**

Candidate Name	Hand Count Total	Machine Count Total	Absolute Difference
AGUILAR, YLENIA	153	153	0
HILL, JONATHON	142	142	0
POLACHECK, JOSHUA	142	142	0
LOPEZ, RENE	129	129	0
MARQUEZ PETERSON, LEA	128	128	0
WALDEN, RACHEL	130	130	0
CEASE, KMIKE	7	7	0
LUXENBERG, NINA	7	7	0
Total:	838	838	0

Race Category: STATEWIDE BALLOT MEASURE**Race: PROPOSITION 139**

Candidate Name	Hand Count Total	Machine Count Total	Absolute Difference
YES	197	197	0
NO	102	102	0
Total:	299	299	0

EARLY BALLOT AUDIT - HAND COUNT REPORT
NOVEMBER 5, 2024 GENERAL ELECTION

Batch Counted: 38

of Ballots per Batch: 577

Race Category: PRESIDENTIAL ELECTOR

Race: PRESIDENTIAL ELECTOR

Candidate Name	Hand Count Total	Machine Count Total	Absolute Difference
HARRIS/WALZ	190	190	0
TRUMP / VANCE	94	94	0
OLIVER / TER MAAT	1	1	0
STEIN / WARE	1	1	0
Total:	286	286	0

Race Category: FEDERAL CANDIDATE

Race: UNITED STATES REPRESENTATIVE IN CONGRESS DISTRICT 6

Candidate Name	Hand Count Total	Machine Count Total	Absolute Difference
ENGLE, KIRSTEN	91	91	0
CISCOMANI, JUAN	69	69	0
EASTWOOD, ATHENA	3	3	0
Total:	163	163	0

Race Category: FEDERAL CANDIDATE

Race: UNITED STATES REPRESENTATIVE IN CONGRESS DISTRICT 7

Candidate Name	Hand Count Total	Machine Count Total	Absolute Difference
GRIJALVA, RAÚL M.	92	92	0
BUTIEREZ SR., DANIEL FRANCIS	26	26	0
Total:	118	118	0

Race Category: STATE LEGISLATIVE

Race: STATE SENATOR DISTRICT 16

Candidate Name	Hand Count Total	Machine Count Total	Absolute Difference
SEAMAN, STACEY	7	7	0
SHOPE JR., THOMAS "T. J."	4	4	0
Total:	11	11	0

Race Category: STATE LEGISLATIVE

Race: STATE SENATOR DISTRICT 17

Candidate Name	Hand Count Total	Machine Count Total	Absolute Difference
MCLEAN , JOHN	45	45	0
LEACH , VENDEN "VINCE"	39	39	0
Total:	84	84	0

Race Category: STATE LEGISLATIVE

Race: STATE SENATOR DISTRICT 19

Candidate Name	Hand Count Total	Machine Count Total	Absolute Difference
KARP, BOB	6	6	0
GOWAN, DAVID	3	3	0
Total:	9	9	0

Race Category: STATE LEGISLATIVE

Race: STATE SENATOR DISTRICT 23

Candidate Name	Hand Count Total	Machine Count Total	Absolute Difference
FERNANDEZ, BRIAN	15	15	0
ALTHERR, MICHELLE	4	4	0
Total:	19	19	0

Race Category: STATEWIDE CANDIDATE**Race: CORPORATION COMMISSIONER**

Candidate Name	Hand Count Total	Machine Count Total	Absolute Difference
AGUILAR, YLENIA	170	170	0
HILL, JONATHON	162	162	0
POLACHECK, JOSHUA	157	157	0
LOPEZ, RENE	95	95	0
MARQUEZ PETERSON, LEA	83	83	0
WALDEN, RACHEL	94	94	0
CEASE, KMIKE	8	8	0
LUXENBERG, NINA	6	6	0
Total:	775	775	0

Race Category: STATEWIDE BALLOT MEASURE**Race: PROPOSITION 139**

Candidate Name	Hand Count Total	Machine Count Total	Absolute Difference
YES	212	212	0
NO	78	78	0
Total:	290	290	0

EARLY BALLOT AUDIT - HAND COUNT REPORT
NOVEMBER 5, 2024 GENERAL ELECTION

Batch Counted: 40

of Ballots per Batch: 512

Race Category: PRESIDENTIAL ELECTOR

Race: PRESIDENTIAL ELECTOR

Candidate Name	Hand Count Total	Machine Count Total	Absolute Difference
HARRIS/WALZ	162	162	0
TRUMP / VANCE	91	91	0
OLIVER / TER MAAT	0	0	0
STEIN / WARE	1	1	0
Total:	254	254	0

Race Category: FEDERAL CANDIDATE

Race: UNITED STATES REPRESENTATIVE IN CONGRESS DISTRICT 6

Candidate Name	Hand Count Total	Machine Count Total	Absolute Difference
ENGLE, KIRSTEN	91	91	0
CISCOMANI, JUAN	70	70	0
EASTWOOD, ATHENA	0	0	0
Total:	161	161	0

Race Category: FEDERAL CANDIDATE

Race: UNITED STATES REPRESENTATIVE IN CONGRESS DISTRICT 7

Candidate Name	Hand Count Total	Machine Count Total	Absolute Difference
GRIJALVA, RAÚL M.	56	56	0
BUTIEREZ SR., DANIEL FRANCIS	33	33	0
Total:	89	89	0

Race Category: STATE LEGISLATIVE

Race: STATE SENATOR DISTRICT 16

Candidate Name	Hand Count Total	Machine Count Total	Absolute Difference
SEAMAN, STACEY	4	4	0
SHOPE JR., THOMAS "T. J."	2	2	0
Total:	6	6	0

Race Category: STATE LEGISLATIVE

Race: STATE SENATOR DISTRICT 17

Candidate Name	Hand Count Total	Machine Count Total	Absolute Difference
MCLEAN , JOHN	44	44	0
LEACH , VENDEN "VINCE"	38	38	0
Total:	82	82	0

Race Category: STATE LEGISLATIVE

Race: STATE SENATOR DISTRICT 19

Candidate Name	Hand Count Total	Machine Count Total	Absolute Difference
KARP, BOB	9	9	0
GOWAN, DAVID	8	8	0
Total:	17	17	0

Race Category: STATE LEGISLATIVE

Race: STATE SENATOR DISTRICT 23

Candidate Name	Hand Count Total	Machine Count Total	Absolute Difference
FERNANDEZ, BRIAN	5	5	0
ALTHERR, MICHELLE	4	4	0
Total:	9	9	0

Race Category: STATEWIDE CANDIDATE

Race: CORPORATION COMMISSIONER

Candidate Name	Hand Count Total	Machine Count Total	Absolute Difference
AGUILAR, YLENIA	130	130	0
HILL, JONATHON	129	129	0
POLACHECK, JOSHUA	121	121	0
LOPEZ, RENE	83	83	0
MARQUEZ PETERSON, LEA	83	83	0
WALDEN, RACHEL	89	89	0
CEASE, KMIKE	4	4	0
LUXENBERG, NINA	4	4	0
Total:	643	643	0

Race Category: STATEWIDE BALLOT MEASURE

Race: PROPOSITION 139

Candidate Name	Hand Count Total	Machine Count Total	Absolute Difference
YES	187	187	0
NO	67	67	0
Total:	254	254	0

EARLY BALLOT AUDIT - HAND COUNT REPORT
NOVEMBER 5, 2024 GENERAL ELECTION

Batch Counted: 41

of Ballots per Batch: 582

Race Category: PRESIDENTIAL ELECTOR

Race: PRESIDENTIAL ELECTOR

Candidate Name	Hand Count Total	Machine Count Total	Absolute Difference
HARRIS/WALZ	164	164	0
TRUMP / VANCE	120	120	0
OLIVER / TER MAAT	2	2	0
STEIN / WARE	1	1	0
Total:	287	287	0

Race Category: FEDERAL CANDIDATE

Race: UNITED STATES REPRESENTATIVE IN CONGRESS DISTRICT 6

Candidate Name	Hand Count Total	Machine Count Total	Absolute Difference
ENGLE, KIRSTEN	104	104	0
CISCOMANI, JUAN	86	86	0
EASTWOOD, ATHENA	8	8	0
Total:	94	94	0

Race Category: FEDERAL CANDIDATE

Race: UNITED STATES REPRESENTATIVE IN CONGRESS DISTRICT 7

Candidate Name	Hand Count Total	Machine Count Total	Absolute Difference
GRIJALVA, RAÚL M.	53	53	0
BUTIEREZ SR., DANIEL FRANCIS	31	31	0
Total:	84	84	0

Race Category: STATE LEGISLATIVE

Race: STATE SENATOR DISTRICT 16

Candidate Name	Hand Count Total	Machine Count Total	Absolute Difference
SEAMAN, STACEY	3	3	0
SHOPE JR., THOMAS "T. J."	3	3	0
Total:	6	6	0

Race Category: STATE LEGISLATIVE

Race: STATE SENATOR DISTRICT 17

Candidate Name	Hand Count Total	Machine Count Total	Absolute Difference
MCLEAN , JOHN	50	50	0
LEACH , VENDEN "VINCE"	47	47	0
Total:	97	97	0

Race Category: STATE LEGISLATIVE

Race: STATE SENATOR DISTRICT 19

Candidate Name	Hand Count Total	Machine Count Total	Absolute Difference
KARP, BOB	7	7	0
GOWAN, DAVID	11	11	0
Total:	18	18	0

Race Category: STATE LEGISLATIVE

Race: STATE SENATOR DISTRICT 23

Candidate Name	Hand Count Total	Machine Count Total	Absolute Difference
FERNANDEZ, BRIAN	1	1	0
ALTHERR, MICHELLE	1	1	0
Total:	2	2	0

Race Category: STATEWIDE CANDIDATE**Race: CORPORATION COMMISSIONER**

Candidate Name	Hand Count Total	Machine Count Total	Absolute Difference
AGUILAR, YLENIA	139	139	0
HILL, JONATHON	140	140	0
POLACHECK, JOSHUA	134	134	0
LOPEZ, RENE	96	96	0
MARQUEZ PETERSON, LEA	106	106	0
WALDEN, RACHEL	106	106	0
CEASE, KMIKE	7	7	0
LUXENBERG, NINA	10	10	0
Total:	738	738	0

Race Category: STATEWIDE BALLOT MEASURE**Race: PROPOSITION 139**

Candidate Name	Hand Count Total	Machine Count Total	Absolute Difference
YES	206	206	0
NO	82	82	0
Total:	288	288	0

EARLY BALLOT AUDIT - HAND COUNT REPORT
NOVEMBER 5, 2024 GENERAL ELECTION

Batch Counted: 42

of Ballots per Batch: 420

Race Category: PRESIDENTIAL ELECTOR

Race: PRESIDENTIAL ELECTOR

Candidate Name	Hand Count Total	Machine Count Total	Absolute Difference
HARRIS/WALZ	106	106	0
TRUMP / VANCE	96	96	0
OLIVER / TER MAAT	0	0	0
STEIN / WARE	0	0	0
Total:	202	202	0

Race Category: FEDERAL CANDIDATE

Race: UNITED STATES REPRESENTATIVE IN CONGRESS DISTRICT 6

Candidate Name	Hand Count Total	Machine Count Total	Absolute Difference
ENGLE, KIRSTEN	36	36	0
CISCOMANI, JUAN	59	59	0
EASTWOOD, ATHENA	1	1	0
Total:	60	60	0

Race Category: FEDERAL CANDIDATE

Race: UNITED STATES REPRESENTATIVE IN CONGRESS DISTRICT 7

Candidate Name	Hand Count Total	Machine Count Total	Absolute Difference
GRIJALVA, RAÚL M.	68	68	0
BUTIEREZ SR., DANIEL FRANCIS	34	34	0
Total:	102	102	0

Race Category: STATE LEGISLATIVE

Race: STATE SENATOR DISTRICT 16

Candidate Name	Hand Count Total	Machine Count Total	Absolute Difference
SEAMAN, STACEY	2	2	0
SHOPE JR., THOMAS "T. J."	1	1	0
Total:	3	3	0

Race Category: STATE LEGISLATIVE

Race: STATE SENATOR DISTRICT 17

Candidate Name	Hand Count Total	Machine Count Total	Absolute Difference
MCLEAN , JOHN	12	12	0
LEACH , VENDEN "VINCE"	39	39	0
Total:	51	51	0

Race Category: STATE LEGISLATIVE

Race: STATE SENATOR DISTRICT 19

Candidate Name	Hand Count Total	Machine Count Total	Absolute Difference
KARP, BOB	2	2	0
GOWAN, DAVID	0	0	0
Total:	2	2	0

Race Category: STATE LEGISLATIVE

Race: STATE SENATOR DISTRICT 23

Candidate Name	Hand Count Total	Machine Count Total	Absolute Difference
FERNANDEZ, BRIAN	2	2	0
ALTHERR, MICHELLE	3	3	0
Total:	5	5	0

Race Category: STATEWIDE CANDIDATE**Race: CORPORATION COMMISSIONER**

Candidate Name	Hand Count Total	Machine Count Total	Absolute Difference
AGUILAR, YLENIA	81	81	0
HILL, JONATHON	67	67	0
POLACHECK, JOSHUA	65	65	0
LOPEZ, RENE	76	76	0
MARQUEZ PETERSON, LEA	78	78	0
WALDEN, RACHEL	84	84	0
CEASE, KMIKE	6	6	0
LUXENBERG, NINA	9	9	0
Total:	466	466	0

Race Category: STATEWIDE BALLOT MEASURE**Race: PROPOSITION 139**

Candidate Name	Hand Count Total	Machine Count Total	Absolute Difference
YES	127	127	0
NO	88	88	0
Total:	215	215	0

AGGREGATE - VOTE CENTER HAND COUNT REPORT - TOTAL FROM ALL VOTE CENTERS
 NOVEMBER 5, 2024 GENERAL ELECTION

Race Category: PRESIDENTIAL ELECTOR

Race: PRESIDENTIAL ELECTORS

VOTE CENTER	Hand Count Total	Pre-Adjudicated Machine Count Total	Absolute Difference
VOTE CENTER 074	782	779	3
VOTE CENTER 076	699	698	1
VOTE CENTER 085	549	548	1
Total:	2030	2025	5

Margin = (Absolute Difference / Machine Count) X 100%

Aggregated Margin: 0.25%

Race Category: FEDERAL CANDIDATE

Race: UNITED STATES REPRESENTATIVE IN CONGRESS ALL DISTRICTS

VOTE CENTER	Hand Count Total	Pre-Adjudicated Machine Count Total	Absolute Difference
VOTE CENTER 074	754	752	2
VOTE CENTER 076	683	683	0
VOTE CENTER 085	516	516	0
Total:	1953	1951	2

Margin = Absolute Difference / Machine Count X 100

Aggregated Margin: 0.10%

Race Category: State Legislative

Race: State Representative All Legislative Districts

VOTE CENTER	Hand Count Total	Pre-Adjudicated Machine Count Total	Absolute Difference
VOTE CENTER 074	224	224	0
VOTE CENTER 076	3250	3250	0
VOTE CENTER 085	134	134	0
Total:	3608	3608	0

Margin = Absolute Difference / Machine Count X 100

Aggregated Margin: 0.00%

Race Category: STATEWIDE CANDIDATE

Race: CORPORATION COMMISSIONER

VOTE CENTER	Hand Count Total	Pre-Adjudicated Machine Count Total	Absolute Difference
VOTE CENTER 074	1437	1433	4
VOTE CENTER 076	1494	1491	3
VOTE CENTER 085	643	636	7
Total:	3574	3560	14

Margin = Absolute Difference / Machine Count X 100

Aggregated Margin: 0.39%

Race Category: STATEWIDE BALLOT MEASURE

Race: PROPOSITION 139

VOTE CENTER	Hand Count Total	Pre-Adjudicated Machine Count Total	Absolute Difference
VOTE CENTER 074	745	745	0
VOTE CENTER 076	668	669	1
VOTE CENTER 085	515	515	0
Total:	1928	1929	1

Margin = Absolute Difference / Machine Count X 100

Aggregated Margin: 0.05%

VOTE CENTER HAND COUNT REPORT

Election: November 5, 2024 General Election

VOTE CENTER Counted: 74

Race Category: PRESIDENTIAL ELECTOR

Race: PRESIDENTIAL ELECTOR

Candidate Name	Hand Count Total	Pre-Adjudicated Machine Count Total	Absolute Difference
HARRIS/WALZ	570	567	3
TRUMP / VANCE	201	201	0
OLIVER / TER MAAT	2	2	0
STEIN / WARE	9	9	0
Total:	782	779	3

Vote for TRUMP / VANCE found in stack for HARRIS / WALZ. Over vote and Under vote adjudicated to be votes for HARRIS / WALTZ.

Race Category: FEDERAL CANDIDATE

Race: UNITED STATES REPRESENTATIVE IN CONGRESS DISTRICT 6

Candidate Name	Hand Count Total	Pre-Adjudicated Machine Count Total	Absolute Difference
ENGEL, KIRSTEN	12	12	0
CISCOMANI, JAUN	5	5	0
EASTWOOD, ATHENA	1	1	0
Total:	18	18	0

Race Category: FEDERAL CANDIDATE

Race: UNITED STATES REPRESENTATIVE IN CONGRESS DISTRICT 7

Candidate Name	Hand Count Total	Pre-Adjudicated Machine Count Total	Absolute Difference
GRIJALVA, RAÚL M.	570	568	2
BUTIEREZ SR., DANIEL FRANCIS	166	166	0
Total:	736	734	2

Audit Board did not have explanation for discrepancy.

Race Category: STATE LEGISLATIVE

Race: STATE SENATOR DISTRICT 16

Candidate Name	Hand Count Total	Pre-Adjudicated Machine Count Total	Absolute Difference
SEAMAN, STACEY	3	3	0
SHOPE JR., THOMAS "T. J."	2	2	0
Total:	5	5	0

Race Category: STATE LEGISLATIVE

Race: STATE SENATOR DISTRICT 17

Candidate Name	Hand Count Total	Pre-Adjudicated Machine Count Total	Absolute Difference
MCLEAN, JOHN	3	3	0
LEACH, VENDEN "VINCE"	3	4	1
Total:	6	7	1

Race Category: STATE LEGISLATIVE

Race: STATE SENATOR DISTRICT 19

Candidate Name	Hand Count Total	Pre-Adjudicated Machine Count Total	Absolute Difference
KARP, BOB	2	2	0
GOWAN, DAVID	2	2	0
Total:	4	4	0

Race Category: STATE LEGISLATIVE**Race: STATE SENATOR DISTRICT 23**

Candidate Name	Hand Count Total	Pre-Adjudicated Machine Count Total	Absolute Difference
FERNANDEZ, BRIAN	124	124	0
ALTHERR, MICHELLE	85	84	1
Total:	209	208	1

Over Vote counted as vote for ALTHERR, MICHELLE.

Race Category: STATEWIDE CANDIDATE**Race: CORPORATION COMMISSIONER**

Candidate Name	Hand Count Total	Pre-Adjudicated Machine Count Total	Absolute Difference
AGUILAR, YLENIA	438	437	1
HILL, JONATHON	265	264	1
POLACHECK, JOSHUA	261	259	2
LOPEZ, RENE	168	168	0
MARQUEZ PETERSON, LEA	126	126	0
WALDEN, RACHEL	115	115	0
CEASE, KMIKE	34	34	0
LUXENBERG, NINA	30	30	0
Total:	1437	1433	4

Ballots where both the oval for the candidate and a write-in for the same candidate were adjudicated to be votes for that candidate.

Race Category: STATEWIDE BALLOT MEASURE**Race: PROPOSITION 139**

Candidate Name	Hand Count Total	Pre-Adjudicated Machine Count Total	Absolute Difference
YES	583	583	0
NO	162	162	0
Total:	745	745	0

VOTE CENTER HAND COUNT REPORT

Election: NOVEMBER 5, 2024 GENERAL ELECTION

VOTE CENTER Counted: 76

Race Category: **PRESIDENTIAL ELECTOR**

Race: **PRESIDENTIAL ELECTOR**

Candidate Name	Hand Count Total	Pre-Adjudicated Machine Count Total	Absolute Difference
HARRIS / WALZ	90	90	0
TRUMP / VANCE	602	601	1
OLIVER / TER MAAT	6	6	0
STEIN / WARE	1	1	0
Total:	699	698	1

One ballot was voted with check marks and the oval not filled in. Vote was awarded to TRUMP / VANCE.

Race Category: **FEDERAL CANDIDATE**

Race: **UNITED STATES REPRESENTATIVE IN CONGRESS DISTRICT 6**

Candidate Name	Hand Count Total	Pre-Adjudicated Machine Count Total	Absolute Difference
ENGLE, KIRSTEN	81	81	0
CISCOMANI, JUAN	569	569	0
EASTWOOD, ATHENA	25	25	0
Total:	675	675	0

No reason given for the discrepancy.

Race Category: **FEDERAL CANDIDATE**

Race: **UNITED STATES REPRESENTATIVE IN CONGRESS DISTRICT 7**

Candidate Name	Hand Count Total	Pre-Adjudicated Machine Count Total	Absolute Difference
GRIJALVA, RAÚL M.	3	3	0
BUTIEREZ SR., DANIEL FRANCIS	5	5	0
Total:	8	8	0

Race Category: **STATE LEGISLATIVE**

Race: **STATE SENATOR DISTRICT 16**

Candidate Name	Hand Count Total	Pre-Adjudicated Machine Count Total	Absolute Difference
SEAMAN, STACEY	0	0	0
SHOPE JR., THOMAS "T. J."	0	0	0
Total:	0	0	0

Race Category: **STATE LEGISLATIVE**

Race: **STATE SENATOR DISTRICT 17**

Candidate Name	Hand Count Total	Pre-Adjudicated Machine Count Total	Absolute Difference
MCLEAN, JOHN	1	1	0
LEACH, BENDEN "VINCE"	18	18	0
Total:	19	19	0

Race Category: **STATE LEGISLATIVE**

Race: **STATE SENATOR DISTRICT 19**

Candidate Name	Hand Count Total	Pre-Adjudicated Machine Count Total	Absolute Difference
KARP, BOB	73	73	0
GOWAN, DAVID	571	571	0
Total:	644	644	0

Race Category: STATE LEGISLATIVE**Race: STATE SENATOR DISTRICT 23**

Candidate Name	Hand Count Total	Pre-Adjudicated Machine Count Total	Absolute Difference
FERNANDEZ, BRIAN	0	0	0
ALTHERR, MICHELLE	1	1	0
Total:	1	1	0

Race Category: STATEWIDE CANDIDATE**Race: CORPORATION COMMISSIONER**

Candidate Name	Hand Count Total	Pre-Adjudicated Machine Count Total	Absolute Difference
AGUILAR, YLENIA	61	61	0
HILL, JONATHON	58	58	0
POLACHECK, JOSHUA	50	50	0
LOPEZ, RENE	409	408	1
MARQUEZ PETERSON, LEA	394	393	1
WALDEN, RACHEL	470	469	1
CEASE, MIKE	26	26	0
LUXENBERG, NINA	26	26	0
Total:	1494	1491	3

Check marks and "X"s used on ballots resulted in additional votes being assigned.

Race Category: STATEWIDE BALLOT MEASURE**Race: PROPOSITION 139**

Candidate Name	Hand Count Total	Pre-Adjudicated Machine Count Total	Absolute Difference
YES	270	270	0
NO	398	399	1
Total:	668	669	1

Light mark assigned as vote for "NO".

VOTE CENTER HAND COUNT REPORT

Election: NOVEMBER 5, 2024 GENERAL ELECTION

VOTE CENTER Counted: 085

Race Category: PRESIDENTIAL ELECTOR

Race: PRESIDENTIAL ELECTORS

Candidate Name	Hand Count Total	Pre-Adjudicated Machine Count Total	Absolute Difference
HARRIS / WALZ	209	208	1
TRUMP / VANCE	334	334	0
OLIVER / TER MATT	3	3	0
STEIN / WARE	3	3	0
Total:	549	548	1

Ballot marked with "X" near oval awarded as vote for HARRIS / WALZ.

Race Category: FEDERAL CANDIDATE

Race: UNITED STATES REPRESENTATIVE IN CONGRESS DISTRICT 6

Candidate Name	Hand Count Total	Pre-Adjudicated Machine Count Total	Absolute Difference
ENGLE, KIRSTEN	144	144	0
CISCOMANI, JUAN	218	218	0
EASTWOOD, ATHENA	20	20	0
Total:	382	382	0

Race Category: FEDERAL CANDIDATE

Race: UNITED STATES REPRESENTATIVE IN CONGRESS DISTRICT 7

Candidate Name	Hand Count Total	Pre-Adjudicated Machine Count Total	Absolute Difference
GRIJALVA, RAÚL M.	65	65	0
BUTIEREZ SR., DANIEL FRANCIS	69	69	0
Total:	134	134	0

Race Category: STATE LEGISLATIVE CANDIDATE

Race: STATE SENATOR DISTRICT 16

Candidate Name	Hand Count Total	Pre-Adjudicated Machine Count Total	Absolute Difference
SEAMAN, STACEY	1	1	0
SHOPE JR., THOMAS "T. J."	0	0	0
Total:	1	1	0

Race Category: STATE LEGISLATIVE CANDIDATE

Race: STATE SENATOR DISTRICT 17

Candidate Name	Hand Count Total	Pre-Adjudicated Machine Count Total	Absolute Difference
MCLEAN, HOHN	50	50	0
LEACH, VENDEN "VINCE"	71	71	0
Total:	121	121	0

Race Category: STATE LEGISLATIVE CANDIDATE

Race: STATE SENATOR DISTRICT 19

Candidate Name	Hand Count Total	Pre-Adjudicated Machine Count Total	Absolute Difference
KARP,	3	3	0
GOWAN, DAVID	7	7	0
Total:	10	10	0

Race Category: STATE LEGISLATIVE CANDIDATE

Race: STATE SENATOR DISTRICT 23

Candidate Name	Hand Count Total	Pre-Adjudicated Machine Count Total	Absolute Difference
FERNANDEZ, BRIAN	2	2	0
ALTHERR, MICHELLE	0	0	0
Total:	2	2	0

Race Category: STATEWIDE CANDIDATE

Race: CORPORATION COMMISSIONER

Candidate Name	Hand Count Total	Pre-Adjudicated Machine Count Total	Absolute Difference
AGUILAR, YLENIA	149	149	0
HILL, JONATHON	115	115	0
POLACHEK, JOSHUA	113	112	1
LOPEZ, RENE	195	193	2
MARQUEZ PETERSON, LEA	170	168	2
WALDEN, RACHEL	222	219	3
CEASE, MIKE	31	31	0
LUXENBERG, NINA	25	25	0
Total:	643	636	7

One ballot for POLACHEK, JOSHUA was lightly marked. Two ballots for LOPEZ, RENE; MARQUEZ PETERSON, LEA; & WALDEN, RACHEL were Over Votes with the candidates and write-ins for the same candidates. WALDEN, RACHEL had an additional Over Vote assigned as vote.

Race Category: STATEWIDE BALLOT MEASURE

Race: Proposition 139

Candidate Name	Hand Count Total	Pre-Adjudicated Machine Count Total	Absolute Difference
YES	335	335	0
NO	180	180	0
Total:	515	515	0

Election Summary Results

Summary Results Report
 General Election
 November 5, 2024

OFFICIAL RESULTS
 FINAL
 County of Pima

Statistics	TOTAL	Polls	Early Provisional	s
Registered Voters - Total	662,357			
Ballots Cast - Total	518,466	72,633	442,281	3,552
Ballots Cast - Blank	8,091	2,597	5,297	197
Voter Turnout - Total	78.28%			

Presidential Electors

Vote For 1	TOTAL	Polls	Early Provisional	s
HARRIS, KAMALA D.	292,450	29,292	261,432	1,726
TRUMP, DONALD J.	214,669	41,428	171,516	1,725
OLIVER, CHASE	2,848	495	2,336	17
STEIN, JILL	3,209	493	2,675	41
Write-In Totals	1,851	348	1,490	13
Write-In: Ayyadurai / Ellis	11	2	9	0
Write-In: Boddie / Stoneham	0	0	0	0
Write-In: De la Cruz / Garcia	234	33	200	1
Write-In: Shelton / Serra	3	0	3	0
Write-In: Skousen / Combs	12	0	12	0
Not Assigned	1,591	313	1,266	12
Total Votes Cast	515,027	72,056	439,449	3,522
Overvotes	795	209	572	14
Undervotes	2,644	368	2,260	16

U.S. Senator

Vote For 1	TOTAL	Polls	Early Provisional	s
GALLEGO, RUBEN	298,751	31,031	265,952	1,768
LAKE, KARI	193,021	36,614	154,979	1,428
QUINTANA, EDUARDO	13,859	2,767	10,918	174
Write-In Totals	843	146	689	8
Write-In: Williams, Sarah	54	8	46	0
Write-In: Beckett, Christopher	26	5	21	0
Write-In: Sanders, Steven Cavin	14	2	12	0
Write-In: Bozic, David	2	0	2	0
Write-In: Petty, Shawn	3	0	3	0
Write-In: Rodriguez, Benjamin	0	0	0	0
Write-In: Prosser, Jannie "Jannie"	12	2	10	0
Not Assigned	732	129	595	8
Total Votes Cast	506,474	70,558	432,538	3,378
Overvotes	131	33	95	3
Undervotes	11,861	2,042	9,648	171

Summary Results Report
 General Election
 November 5, 2024

OFFICIAL RESULTS
 FINAL
 County of Pima

U.S. Representative in Congress District 6

Vote For 1	TOTAL	Polls	Early Provisional	s
ENGEL, KIRSTEN	169,358	13,521	155,178	659
CISCOMANI, JUAN	150,660	25,014	124,798	848
EASTWOOD, ATHENA	7,959	1,501	6,363	95
Write-In Totals	408	64	343	1
Write-In: Pozzolo, Luis	61	6	55	0
Not Assigned	347	58	288	1
Total Votes Cast	328,385	40,100	286,682	1,603
Overvotes	67	18	48	1
Undervotes	9,693	1,555	7,924	214

U.S. Representative in Congress District 7

Vote For 1	TOTAL	Polls	Early Provisional	s
GRIJALVA, RAÚL M.	113,269	15,847	96,484	938
BUTIEREZ SR., DANIEL FRANCIS	59,306	13,474	45,271	561
Write-In Totals	434	82	346	6
Not Assigned	434	82	346	6
Total Votes Cast	173,009	29,403	142,101	1,505
Overvotes	56	15	40	1
Undervotes	7,256	1,542	5,486	228

State Senator District 16

Vote For 1	TOTAL	Polls	Early Provisional	s
SEAMAN, STACEY	10,259	962	9,262	35
SHOPE JR., THOMAS "T.J."	9,390	2,019	7,328	43
Write-In Totals	22	6	16	0
Not Assigned	22	6	16	0
Total Votes Cast	19,671	2,987	16,606	78
Overvotes	2	1	1	0
Undervotes	843	166	652	25

State Senator District 17

Vote For 1	TOTAL	Polls	Early Provisional	s
MCLEAN, JOHN	69,377	5,840	63,308	229
LEACH, VENDEN "VINCE"	71,237	12,003	58,872	362
Write-In Totals	303	44	253	6
Not Assigned	303	44	253	6
Total Votes Cast	140,917	17,887	122,433	597
Overvotes	21	5	16	0
Undervotes	5,599	1,029	4,434	136

Summary Results Report
 General Election
 November 5, 2024

OFFICIAL RESULTS
 FINAL
 County of Pima

State Senator District 18

Vote For 1	TOTAL	Polls	Early Provisional	s
SUNDARESHAN, PRIYA	89,003	8,646	79,905	452
Write-In Totals	3,566	748	2,798	20
Not Assigned	3,566	748	2,798	20
Total Votes Cast	92,569	9,394	82,703	472
Overvotes	10	4	6	0
Undervotes	41,421	6,365	34,708	348

State Senator District 19

Vote For 1	TOTAL	Polls	Early Provisional	s
KARP, BOB	19,362	1,221	18,101	40
GOWAN, DAVID	23,658	3,676	19,892	90
Write-In Totals	50	8	41	1
Not Assigned	50	8	41	1
Total Votes Cast	43,070	4,905	38,034	131
Overvotes	6	0	6	0
Undervotes	1,842	259	1,547	36

State Senator District 20

Vote For 1	TOTAL	Polls	Early Provisional	s
GONZALES, SALLY ANN	65,214	9,308	55,366	540
Write-In Totals	1,949	499	1,426	24
Not Assigned	1,949	499	1,426	24
Total Votes Cast	67,163	9,807	56,792	564
Overvotes	18	3	14	1
Undervotes	17,286	3,681	13,311	294

State Senator District 21

Vote For 1	TOTAL	Polls	Early Provisional	s
GABALDÓN, ROSANNA	47,655	7,162	40,150	343
Write-In Totals	2,559	593	1,942	24
Not Assigned	2,559	593	1,942	24
Total Votes Cast	50,214	7,755	42,092	367
Overvotes	15	4	10	1
Undervotes	19,518	3,873	15,416	229

Summary Results Report
 General Election
 November 5, 2024

OFFICIAL RESULTS
 FINAL
 County of Pima

State Senator District 23

Vote For 1	TOTAL	Polls	Early Provisional s	
FERNANDEZ, BRIAN	10,201	2,323	7,782	96
ALTHERR, MICHELLE	5,681	1,553	4,057	71
Write-In Totals	24	9	14	1
Not Assigned	24	9	14	1
Total Votes Cast	15,906	3,885	11,853	168
Overvotes	3	0	3	0
Undervotes	761	196	531	34

State Representative Dist. 16

Vote For 2	TOTAL	Polls	Early Provisional s	
SEAMAN, KEITH	10,222	922	9,268	32
LOPEZ, CHRIS	8,192	1,631	6,529	32
MARTINEZ, TERESA	8,195	1,557	6,615	23
Write-In Totals	104	14	90	0
Not Assigned	104	14	90	0
Total Votes Cast	26,713	4,124	22,502	87
Overvotes	4	2	2	0
Undervotes	14,315	2,182	12,014	119

State Representative Dist. 17

Vote For 2	TOTAL	Polls	Early Provisional s	
VOLK, KEVIN	68,742	5,634	62,904	204
JONES, RACHEL	65,414	9,684	55,465	265
MCGARR, CORY	62,940	9,687	52,986	267
Write-In Totals	662	66	592	4
Not Assigned	662	66	592	4
Total Votes Cast	197,758	25,071	171,947	740
Overvotes	20	2	18	0
Undervotes	95,296	12,769	81,801	726

State Representative Dist. 18

Vote For 2	TOTAL	Polls	Early Provisional s	
GUTIERREZ, NANCY	73,290	5,491	67,498	301
MATHIS, CHRIS	68,197	4,498	63,471	228
ROSENBLUM, LEONARD "LEN"	48,845	8,172	40,394	279
Write-In Totals	838	138	689	11
Not Assigned	838	138	689	11
Total Votes Cast	191,170	18,299	172,052	819
Overvotes	44	6	38	0
Undervotes	76,786	13,221	62,744	821

Summary Results Report
 General Election
 November 5, 2024

OFFICIAL RESULTS
 FINAL
 County of Pima

State Representative Dist. 19
 Vote For 2

	TOTAL	Polls	Early Provisional	s
FROSTROM JR., GREGG	19,390	1,189	18,166	35
DIAZ, LUPE	18,845	2,579	16,212	54
GRIFFIN, GAIL	21,366	3,038	18,261	67
Write-In Totals	161	14	146	1
Not Assigned	161	14	146	1
Total Votes Cast	59,762	6,820	52,785	157
Overvotes	8	2	6	0
Undervotes	30,066	3,506	26,383	177

State Representative Dist. 20
 Vote For 2

	TOTAL	Polls	Early Provisional	s
HERNANDEZ, ALMA	53,288	7,039	45,850	399
VILLEGAS, BETTY	49,530	5,441	43,796	293
Write-In Totals	2,519	587	1,908	24
Not Assigned	2,519	587	1,908	24
Total Votes Cast	105,337	13,067	91,554	716
Overvotes	12	2	8	2
Undervotes	63,585	13,913	48,672	1,000

State Representative Dist. 21
 Vote For 2

	TOTAL	Polls	Early Provisional	s
HERNANDEZ, CONSUELO	35,194	4,192	30,793	209
STAHL HAMILTON, STEPHANIE	32,681	3,536	28,981	164
KIBBEY, CHRISTOPHER	26,112	5,462	20,443	207
Write-In Totals	642	125	513	4
Not Assigned	642	125	513	4
Total Votes Cast	94,629	13,315	80,730	584
Overvotes	54	12	42	0
Undervotes	44,811	9,937	34,264	610

State Representative Dist. 23
 Vote For 2

	TOTAL	Polls	Early Provisional	s
ROSALES, MATIAS	7,847	1,505	6,287	55
SANDOVAL, MARIANA	8,822	1,799	6,947	76
PENA, MICHELE	5,907	1,581	4,259	67
Write-In Totals	100	20	78	2
Not Assigned	100	20	78	2
Total Votes Cast	22,676	4,905	17,571	200
Overvotes	8	2	6	0
Undervotes	10,656	3,255	7,197	204

Corporation Commissioner
 Vote For 3

	TOTAL	Polls	Early Provisional	s
AGUILAR, YLENIA	251,810	22,496	228,060	1,254
HILL, JONATHON	239,166	18,669	219,544	953
POLACHECK, JOSHUA	229,070	17,371	210,825	874
LOPEZ, RENE	177,612	28,674	147,925	1,013
MARQUEZ PETERSON, LEA	174,869	26,303	147,738	828
WALDEN, RACHEL	182,483	29,667	151,846	970
CEASE, MIKE	16,594	3,118	13,323	153
LUXENBERG, NINA	19,222	3,025	16,044	153
Write-In Totals	904	216	673	15
Write-In: Bertone, Frank	23	2	21	0
Not Assigned	881	214	652	15
Total Votes Cast	1,291,730	149,539	1,135,978	6,213
Overvotes	969	192	771	6
Undervotes	257,866	66,887	186,755	4,224

Board of Supervisors District 1
 Vote For 1

	TOTAL	Polls	Early Provisional	s
SCOTT, REX	66,995	4,801	62,011	183
SPAIN, STEVE	58,904	9,200	49,463	241
Write-In Totals	101	26	74	1
Not Assigned	101	26	74	1
Total Votes Cast	126,000	14,027	111,548	425
Overvotes	21	5	16	0
Undervotes	6,325	1,141	5,067	117

Board of Supervisors District 2
 Vote For 1

	TOTAL	Polls	Early Provisional	s
HEINZ, MATT	46,248	5,530	40,417	301
BACKER, JOHN	28,542	5,787	22,541	214
Write-In Totals	123	40	78	5
Not Assigned	123	40	78	5
Total Votes Cast	74,913	11,357	63,036	520
Overvotes	51	8	43	0
Undervotes	4,057	1,033	2,915	109

Summary Results Report
 General Election
 November 5, 2024

OFFICIAL RESULTS
 FINAL
 County of Pima

Board of Supervisors District 3

Vote For 1	TOTAL	Polls	Early Provisional	s
ALLEN, JENNIFER "JEN"	48,583	5,870	42,409	304
WITTENBRAKER, JANET "JL"	39,888	8,600	30,974	314
BAH, IMAN-UTOPIA LAYJOU	3,896	791	3,045	60
Write-In Totals	102	27	74	1
Not Assigned	102	27	74	1
Total Votes Cast	92,469	15,288	76,502	679
Overvotes	109	24	85	0
Undervotes	5,606	1,286	4,154	166

Board of Supervisors District 4

Vote For 1	TOTAL	Polls	Early Provisional	s
BECHTOL, VANESSA	56,879	4,446	52,226	207
CHRISTY, STEPHEN W. "STEVE"	62,430	9,770	52,350	310
Write-In Totals	129	32	97	0
Not Assigned	129	32	97	0
Total Votes Cast	119,438	14,248	104,673	517
Overvotes	19	2	17	0
Undervotes	6,478	1,190	5,146	142

Board of Supervisors District 5

Vote For 1	TOTAL	Polls	Early Provisional	s
GRIJALVA, ADELITA	54,700	6,790	47,486	424
ROMERO, VAL	19,524	4,148	15,198	178
Write-In Totals	375	90	279	6
Not Assigned	375	90	279	6
Total Votes Cast	74,599	11,028	62,963	608
Overvotes	20	3	16	1
Undervotes	6,750	1,566	4,987	197

County Assessor

Vote For 1	TOTAL	Polls	Early Provisional	s
DROUBIE, SUZANNE	342,781	41,694	298,878	2,209
Write-In Totals	13,788	3,028	10,653	107
Not Assigned	13,788	3,028	10,653	107
Total Votes Cast	356,569	44,722	309,531	2,316
Overvotes	130	15	114	1
Undervotes	160,156	27,469	131,523	1,164

Summary Results Report
 General Election
 November 5, 2024

OFFICIAL RESULTS
 FINAL
 County of Pima

County Attorney

Vote For 1	TOTAL	Polls	Early Provisional	S
CONOVER, LAURA	298,175	32,444	263,957	1,774
DRUAN, HOWARD	94,383	18,429	75,193	761
Write-In Totals	7,657	1,454	6,144	59
Not Assigned	7,657	1,454	6,144	59
Total Votes Cast	400,215	52,327	345,294	2,594
Overvotes	85	12	72	1
Undervotes	116,555	19,867	95,802	886

County Recorder

Vote For 1	TOTAL	Polls	Early Provisional	S
CÁZARES-KELLY, GABRIELLA	284,174	28,393	254,128	1,653
CAMPBELL-GONZALEZ, DOMINIC	195,668	36,466	157,810	1,392
Write-In Totals	622	146	463	13
Not Assigned	622	146	463	13
Total Votes Cast	480,464	65,005	412,401	3,058
Overvotes	72	14	56	2
Undervotes	36,319	7,187	28,711	421

County Sheriff

Vote For 1	TOTAL	Polls	Early Provisional	S
NANOS, CHRIS	243,860	25,586	216,752	1,522
LAPPIN, HEATHER	243,365	41,478	200,266	1,621
Write-In Totals	1,619	213	1,396	10
Write-In: Di Genova, Trista	114	11	103	0
Not Assigned	1,505	202	1,293	10
Total Votes Cast	488,844	67,277	418,414	3,153
Overvotes	108	22	84	2
Undervotes	27,903	4,907	22,670	326

County Superintendent of Schools

Vote For 1	TOTAL	Polls	Early Provisional	S
WILLIAMS, DUSTIN	339,422	41,499	295,707	2,216
Write-In Totals	13,350	2,897	10,347	106
Not Assigned	13,350	2,897	10,347	106
Total Votes Cast	352,772	44,396	306,054	2,322
Overvotes	54	12	41	1
Undervotes	164,029	27,798	135,073	1,158

Summary Results Report
 General Election
 November 5, 2024

OFFICIAL RESULTS
 FINAL
 County of Pima

County Treasurer

Vote For 1

	TOTAL	Polls	Early Provisional	s
JOHNSON, BRIAN	263,175	25,857	235,776	1,542
ACKERLEY, CHRIS	220,866	39,272	180,096	1,498
Write-In Totals	575	152	409	14
Not Assigned	575	152	409	14
Total Votes Cast	484,616	65,281	416,281	3,054
Overvotes	90	20	69	1
Undervotes	32,149	6,905	24,818	426

Justice of the Peace Precinct 2

Vote For 1

	TOTAL	Polls	Early Provisional	s
CORNEJO, ERICA	35,026	4,899	29,897	230
Write-In Totals	1,349	312	1,026	11
Not Assigned	1,349	312	1,026	11
Total Votes Cast	36,375	5,211	30,923	241
Overvotes	10	2	8	0
Undervotes	13,738	2,645	10,922	171

Justice of the Peace Precinct 4

Vote For 1

	TOTAL	Polls	Early Provisional	s
PESQUIERA, CHARLENE	41,897	6,208	35,382	307
Write-In Totals	1,455	364	1,074	17
Not Assigned	1,455	364	1,074	17
Total Votes Cast	43,352	6,572	36,456	324
Overvotes	15	3	12	0
Undervotes	15,607	3,273	12,136	198

Justice of the Peace Precinct 6

Vote For 1

	TOTAL	Polls	Early Provisional	s
BALL, ALEXANDER	39,806	4,907	34,605	294
Write-In Totals	1,233	327	897	9
Not Assigned	1,233	327	897	9
Total Votes Cast	41,039	5,234	35,502	303
Overvotes	10	2	8	0
Undervotes	16,417	3,135	13,065	217

Summary Results Report
 General Election
 November 5, 2024

OFFICIAL RESULTS
 FINAL
 County of Pima

Justice of the Peace Precinct 9

Vote For 1	TOTAL	Polls	Early Provisional	s
GARZA, RENEE ANN	29,496	4,953	24,284	259
Write-In Totals	650	174	469	7
Not Assigned	650	174	469	7
Total Votes Cast	30,146	5,127	24,753	266
Overvotes	12	3	8	1
Undervotes	6,973	1,583	5,251	139

Justice of the Peace Precinct 10

Vote For 1	TOTAL	Polls	Early Provisional	s
FORMAN, ROBERT J.	58,003	9,182	48,543	278
Write-In Totals	1,361	132	1,223	6
Not Assigned	1,361	132	1,223	6
Total Votes Cast	59,364	9,314	49,766	284
Overvotes	10	3	7	0
Undervotes	26,384	2,558	23,676	150

Constable Precinct 1

Vote For 1	TOTAL	Polls	Early Provisional	s
ROOSEVELT, MARK	43,605	2,789	40,696	120
ROWLAND, DANIEL	32,226	4,518	27,584	124
Write-In Totals	90	16	71	3
Not Assigned	90	16	71	3
Total Votes Cast	75,921	7,323	68,351	247
Overvotes	9	2	7	0
Undervotes	6,265	869	5,328	68

Constable Precinct 4

Vote For 1	TOTAL	Polls	Early Provisional	s
ETHRIDGE-NIELSEN, TRACY	41,372	6,080	34,993	299
Write-In Totals	1,400	356	1,027	17
Not Assigned	1,400	356	1,027	17
Total Votes Cast	42,772	6,436	36,020	316
Overvotes	10	1	9	0
Undervotes	16,192	3,411	12,575	206

Summary Results Report
 General Election
 November 5, 2024

OFFICIAL RESULTS
 FINAL
 County of Pima

Constable Precinct 6

Vote For 1	TOTAL	Polls	Early Provisional	s
BERNAL, BENNETT L.	39,557	4,815	34,450	292
Write-In Totals	1,206	326	874	6
Not Assigned	1,206	326	874	6
Total Votes Cast	40,763	5,141	35,324	298
Overvotes	5	3	2	0
Undervotes	16,698	3,227	13,249	222

Constable Precinct 7

Vote For 1	TOTAL	Polls	Early Provisional	s
SCHENEK JR., THOMAS	48,268	7,280	40,747	241
Write-In Totals	1,306	109	1,194	3
Not Assigned	1,306	109	1,194	3
Total Votes Cast	49,574	7,389	41,941	244
Overvotes	7	0	7	0
Undervotes	20,459	1,910	18,447	102

Constable Precinct 8

Vote For 1	TOTAL	Polls	Early Provisional	s
TOTH, CHRISTOPHER	37,804	3,225	34,378	201
LAKE, BILL	28,917	4,569	24,184	164
Write-In Totals	109	21	83	5
Not Assigned	109	21	83	5
Total Votes Cast	66,830	7,815	58,645	370
Overvotes	10	1	9	0
Undervotes	4,875	880	3,898	97

Constable Precinct 9

Vote For 1	TOTAL	Polls	Early Provisional	s
Write-In Totals	3,728	596	3,097	35
Not Assigned	3,728	596	3,097	35
Total Votes Cast	3,728	596	3,097	35
Overvotes	0	0	0	0
Undervotes	33,403	6,117	26,915	371

Constable Precinct 10

Vote For 1	TOTAL	Polls	Early Provisional	s
CAMMARANO, JOHN	57,820	9,124	48,414	282
Write-In Totals	1,262	138	1,119	5
Not Assigned	1,262	138	1,119	5
Total Votes Cast	59,082	9,262	49,533	287
Overvotes	8	2	6	0
Undervotes	26,668	2,611	23,910	147

KING, KATHRYN H.

Vote For 1	TOTAL	Polls	Early Provisional	s
Yes / Si	223,037	34,591	186,911	1,535
No	191,872	19,273	171,645	954
Total Votes Cast	414,909	53,864	358,556	2,489
Overvotes	239	22	216	1
Undervotes	101,707	18,320	82,396	991

BOLICK, CLINT

Vote For 1	TOTAL	Polls	Early Provisional	s
Yes / Si	210,067	31,822	176,870	1,375
No	200,029	20,759	178,225	1,045
Total Votes Cast	410,096	52,581	355,095	2,420
Overvotes	211	17	193	1
Undervotes	106,548	19,608	85,880	1,060

ECKERSTROM, PETER J.

Vote For 1	TOTAL	Polls	Early Provisional	s
Yes / Si	282,219	34,015	246,647	1,557
No	97,963	16,894	80,252	817
Total Votes Cast	380,182	50,909	326,899	2,374
Overvotes	144	15	129	0
Undervotes	136,529	21,282	114,140	1,107

STARING, CHRISTOPHER P.

Vote For 1	TOTAL	Polls	Early Provisional	s
Yes / Si	271,121	34,247	235,341	1,533
No	104,947	15,980	88,160	807
Total Votes Cast	376,068	50,227	323,501	2,340
Overvotes	110	15	95	0
Undervotes	140,677	21,964	117,572	1,141

GRIFFIN, BRENDEN J.

Vote For 1	TOTAL	Polls	Early Provisional	s
Yes / Si	268,934	33,895	233,472	1,567
No	99,728	15,628	83,337	763
Total Votes Cast	368,662	49,523	316,809	2,330
Overvotes	120	19	101	0
Undervotes	148,073	22,664	124,258	1,151

LEE, KENNETH

Vote For 1	TOTAL	Polls	Early Provisionals	
Yes / Si	270,453	33,155	235,782	1,516
No	97,184	16,020	80,378	786
Total Votes Cast	367,637	49,175	316,160	2,302
Overvotes	114	14	100	0
Undervotes	149,104	23,017	124,908	1,179

BRYSON, KYLE A.

Vote For 1	TOTAL	Polls	Early Provisionals	
Yes / Si	272,769	32,914	238,359	1,496
No	94,479	16,030	77,658	791
Total Votes Cast	367,248	48,944	316,017	2,287
Overvotes	79	13	66	0
Undervotes	149,528	23,249	125,085	1,194

COHEN, GARY J.

Vote For 1	TOTAL	Polls	Early Provisionals	
Yes / Si	268,464	32,679	234,306	1,479
No	97,112	16,145	80,164	803
Total Votes Cast	365,576	48,824	314,470	2,282
Overvotes	103	18	85	0
Undervotes	151,176	23,364	126,613	1,199

GORDON, RICHARD E.

Vote For 1	TOTAL	Polls	Early Provisionals	
Yes / Si	270,828	33,058	236,270	1,500
No	95,105	15,880	78,429	796
Total Votes Cast	365,933	48,938	314,699	2,296
Overvotes	81	11	70	0
Undervotes	150,841	23,257	126,399	1,185

BUTLER, MICHAEL J.

Vote For 1	TOTAL	Polls	Early Provisionals	
Yes / Si	272,708	33,066	238,152	1,490
No	94,618	15,936	77,877	805
Total Votes Cast	367,326	49,002	316,029	2,295
Overvotes	105	22	82	1
Undervotes	149,424	23,182	125,057	1,185

YEHLING, WAYNE E.

Vote For 1	TOTAL	Polls	Early Provisionals	
Yes / Si	266,709	32,388	232,861	1,460
No	99,366	16,491	82,056	819
Total Votes Cast	366,075	48,879	314,917	2,279
Overvotes	98	21	75	2
Undervotes	150,682	23,306	126,176	1,200

CONSTANT, DANIELLE J.K.

Vote For 1	TOTAL	Polls	Early Provisionals	
Yes / Si	262,543	32,901	228,137	1,505
No	103,036	15,920	86,337	779
Total Votes Cast	365,579	48,821	314,474	2,284
Overvotes	210	18	192	0
Undervotes	151,066	23,367	126,502	1,197

METCALF, D. DOUGLAS

Vote For 1	TOTAL	Polls	Early Provisionals	
Yes / Si	268,249	32,857	233,888	1,504
No	97,774	16,062	80,918	794
Total Votes Cast	366,023	48,919	314,806	2,298
Overvotes	106	25	81	0
Undervotes	150,726	23,262	126,281	1,183

MCGINLEY, CASEY F.

Vote For 1	TOTAL	Polls	Early Provisionals	
Yes / Si	273,253	33,158	238,589	1,506
No	92,315	15,715	75,820	780
Total Votes Cast	365,568	48,873	314,409	2,286
Overvotes	84	20	62	2
Undervotes	151,203	23,313	126,697	1,193

SAKALL, GREG

Vote For 1	TOTAL	Polls	Early Provisionals	
Yes / Si	267,458	32,420	233,589	1,449
No	99,783	16,436	82,520	827
Total Votes Cast	367,241	48,856	316,109	2,276
Overvotes	135	24	110	1
Undervotes	149,479	23,326	124,949	1,204

WAGENER, JOAN L.

Vote For 1	TOTAL	Polls	Early Provisional	s
Yes / Si	268,978	32,954	234,520	1,504
No	96,889	15,899	80,209	781
Total Votes Cast	365,867	48,853	314,729	2,285
Overvotes	154	24	130	0
Undervotes	150,834	23,329	126,309	1,196

JOHNSON, KELLIE L.

Vote For 1	TOTAL	Polls	Early Provisional	s
Yes / Si	241,088	32,395	207,237	1,456
No	129,831	16,771	112,215	845
Total Votes Cast	370,919	49,166	319,452	2,301
Overvotes	766	48	716	2
Undervotes	145,170	22,992	121,000	1,178

ORTIZ, KIMBERLY H.

Vote For 1	TOTAL	Polls	Early Provisional	s
Yes / Si	275,787	34,067	240,180	1,540
No	90,259	14,865	74,662	732
Total Votes Cast	366,046	48,932	314,842	2,272
Overvotes	127	27	97	3
Undervotes	150,682	23,247	126,229	1,206

MCDONALD, SCOTT DAVID

Vote For 1	TOTAL	Polls	Early Provisional	s
Yes / Si	263,700	32,829	229,385	1,486
No	101,343	15,961	84,584	798
Total Votes Cast	365,043	48,790	313,969	2,284
Overvotes	91	21	70	0
Undervotes	151,721	23,395	127,129	1,197

ABRAMS, LISA ILKA

Vote For 1	TOTAL	Polls	Early Provisional	s
Yes / Si	274,502	33,849	239,116	1,537
No	93,056	15,205	77,099	752
Total Votes Cast	367,558	49,054	316,215	2,289
Overvotes	92	11	81	0
Undervotes	149,205	23,141	124,872	1,192

Governing Board - Catalina Foothills Unified School District No. 16

Vote For 1	TOTAL	Polls	Early Provisional	s
ARISPE, BROOKE	4,116	512	3,592	12
JACKSON, EILEEN	11,034	649	10,366	19
Write-In Totals	119	16	102	1
Not Assigned	119	16	102	1
Total Votes Cast	15,269	1,177	14,060	32
Overvotes	39	4	35	0
Undervotes	6,389	679	5,685	25

Governing Board - Catalina Foothills Unified School District No. 16

Vote For 2	TOTAL	Polls	Early Provisional	s
DAVOLI, JACQUELYN	10,110	515	9,575	20
LOGUE, TOM	9,309	484	8,813	12
PEMBERTON, BART	5,181	585	4,588	8
REPSCHER, JENNIFER	6,329	669	5,642	18
Write-In Totals	107	11	96	0
Not Assigned	107	11	96	0
Total Votes Cast	31,036	2,264	28,714	58
Overvotes	128	14	114	0
Undervotes	12,230	1,442	10,732	56

Governing Board - Baboquivari School District No. 40

Vote For 2	TOTAL	Polls	Early Provisional	s
GREASEWOOD, ELLA M.	604	293	304	7
MIGUEL, JESSICA	1,119	575	532	12
STEVENS, ANNAMARIE	1,198	574	609	15
Write-In Totals	22	9	12	1
Not Assigned	22	9	12	1
Total Votes Cast	2,943	1,451	1,457	35
Overvotes	6	4	0	2
Undervotes	1,065	659	367	39

Governing Board - Tucson Unified School District (TUSD) No. 1

Vote For 3	TOTAL	Polls	Early Provisional	s
ACOSTA RUIZ, PILAR	68,414	8,946	59,062	406
FLORES, ESTEBAN	60,003	8,564	51,029	410
LUNA ROSE, NATALIE	106,155	10,395	95,235	525
SHAH, RAVI	78,903	6,190	72,443	270
SHAW, SADIE	90,107	8,470	81,264	373
Write-In Totals	2,945	553	2,357	35
Not Assigned	2,945	553	2,357	35
Total Votes Cast	406,527	43,118	361,390	2,019
Overvotes	894	81	807	6
Undervotes	251,457	46,099	202,232	3,126

Governing Board - Marana Unified School District No. 6

Vote For 3	TOTAL	Polls	Early Provisional	s
ALEXANDER, ROY	24,604	3,571	20,932	101
HOLT, HUNTER D.	23,661	3,438	20,139	84
RAYMOND, CATHIE	24,823	3,064	21,641	118
ROBERTS, MIKAIL	19,513	2,989	16,436	88
WILLARD, DAVID	23,651	3,226	20,354	71
Write-In Totals	784	127	652	5
Not Assigned	784	127	652	5
Total Votes Cast	117,036	16,415	100,154	467
Overvotes	369	87	279	3
Undervotes	76,119	14,833	60,538	748

Governing Board - Flowing Wells Unified School District No. 8

Vote For 3	TOTAL	Polls	Early Provisional	s
DAILY, KEVIN	4,543	674	3,851	18
DELGADO JR., JOSEPH	4,086	658	3,400	28
EFFING, WENDY J.	4,939	636	4,287	16
MILLER, STEPHANIE	5,725	810	4,880	35
Write-In Totals	165	43	121	1
Not Assigned	165	43	121	1
Total Votes Cast	19,458	2,821	16,539	98
Overvotes	84	6	78	0
Undervotes	14,271	3,170	10,857	244

Governing Board - Tanque Verde Unified School District No. 13

Vote For 3	TOTAL	Polls	Early Provisional	s
BRENT, CHRISTY	3,434	393	3,040	1
NEFF, JEFFREY	4,447	411	4,035	1
SCHALK, JEREMY	3,622	280	3,342	0
VELOSA, ANNE	3,981	355	3,623	3
Write-In Totals	81	5	76	0
Not Assigned	81	5	76	0
Total Votes Cast	15,565	1,444	14,116	5
Overvotes	36	3	33	0
Undervotes	10,211	1,289	8,885	37

Governing Board - Vail Unified School District No. 20

Vote For 3	TOTAL	Polls	Early Provisional	s
KING, CHRISTOPHER	18,792	2,412	16,301	79
MOORE, LAURA	15,535	2,199	13,260	76
MOTHERSHED, JOHN	8,693	1,321	7,334	38
PRATT, ALLISON	20,173	2,478	17,610	85
TIPPETT, CALLIE BASHAM	17,582	1,843	15,685	54
Write-In Totals	667	100	566	1
Not Assigned	667	100	566	1
Total Votes Cast	81,442	10,353	70,756	333
Overvotes	264	27	237	0
Undervotes	46,580	8,460	37,655	465

Governing Board - Sahuarita Unified School District No. 30

Vote For 3	TOTAL	Polls	Early Provisional	s
BRUNO, ANTHONY "TONY" ROCCO	6,953	1,212	5,696	45
FETTIG, DEBBIE	3,487	518	2,949	20
PETERSMARCK, AMY	6,991	1,088	5,858	45
REIS, DENISE	6,436	900	5,505	31
ZANIN, KATHRYN	5,458	734	4,699	25
Write-In Totals	237	58	179	0
Not Assigned	237	58	179	0
Total Votes Cast	29,562	4,510	24,886	166
Overvotes	66	6	60	0
Undervotes	19,758	4,106	15,449	203

Board of Governors - Pima Community College Dist. 3

Vote For 1	TOTAL	Polls	Early Provisional	s
GARCIA, MARIA DE LA LUZ	28,978	5,138	23,575	265
RANDALL, KRISTEN	38,131	6,152	31,721	258
Write-In Totals	754	140	605	9
Not Assigned	754	140	605	9
Total Votes Cast	67,863	11,430	55,901	532
Overvotes	232	42	189	1
Undervotes	30,089	5,126	24,651	312

Board of Governors - Pima Community College Dist. 5

Vote For 1	TOTAL	Polls	Early Provisional	s
GONZALES, LUIS LOPEZ	23,636	4,011	19,428	197
MORALES, KARLA	35,665	4,811	30,571	283
Write-In Totals	533	129	393	11
Not Assigned	533	129	393	11
Total Votes Cast	59,834	8,951	50,392	491
Overvotes	173	23	147	3
Undervotes	21,362	3,623	17,427	312

Board Member Hidden Valley Fire District

Vote For 2	TOTAL	Polls	Early Provisional	s
ALTER, LEE	599	30	569	0
MILWARD, GREG	604	31	573	0
MULLIGAN, TREVOR	418	32	385	1
Write-In Totals	10	0	10	0
Not Assigned	10	0	10	0
Total Votes Cast	1,631	93	1,537	1
Overvotes	0	0	0	0
Undervotes	1,029	119	905	5

Board Member Mescal-J6 Fire District

Vote For 2	TOTAL	Polls	Early Provisional	s
HUERTA, ROBERT	178	24	153	1
NERVIK, MICHAEL	232	27	205	0
SALCIDO, SONJA	161	14	147	0
Write-In Totals	5	1	4	0
Not Assigned	5	1	4	0
Total Votes Cast	576	66	509	1
Overvotes	4	0	4	0
Undervotes	398	54	343	1

PROPOSITION 133

Vote For 1	TOTAL	Polls	Early Provisional	s
Yes / Si	167,789	28,497	137,966	1,326
No	293,153	34,317	257,262	1,574
Total Votes Cast	460,942	62,814	395,228	2,900
Overvotes	186	29	157	0
Undervotes	55,727	9,363	45,783	581

PROPOSITION 134

Vote For 1	TOTAL	Polls	Early Provisional	s
Yes / Si	162,728	27,692	133,760	1,276
No	298,921	34,850	262,467	1,604
Total Votes Cast	461,649	62,542	396,227	2,880
Overvotes	145	18	125	2
Undervotes	55,061	9,646	44,816	599

PROPOSITION 135

Vote For 1	TOTAL	Polls	Early Provisionals	
Yes / Si	184,797	32,081	151,270	1,446
No	271,255	29,837	240,026	1,392
Total Votes Cast	456,052	61,918	391,296	2,838
Overvotes	129	16	113	0
Undervotes	60,674	10,272	49,759	643

PROPOSITION 136

Vote For 1	TOTAL	Polls	Early Provisionals	
Yes / Si	141,392	25,234	114,992	1,166
No	310,951	35,385	273,943	1,623
Total Votes Cast	452,343	60,619	388,935	2,789
Overvotes	100	18	82	0
Undervotes	64,412	11,569	52,151	692

PROPOSITION 137

Vote For 1	TOTAL	Polls	Early Provisionals	
Yes / Si	89,720	16,258	72,636	826
No	364,074	44,962	317,139	1,973
Total Votes Cast	453,794	61,220	389,775	2,799
Overvotes	131	27	104	0
Undervotes	62,930	10,959	51,289	682

PROPOSITION 138

Vote For 1	TOTAL	Polls	Early Provisionals	
Yes / Si	92,782	15,858	76,198	726
No	376,477	48,604	325,623	2,250
Total Votes Cast	469,259	64,462	401,821	2,976
Overvotes	297	53	241	3
Undervotes	47,299	7,691	39,106	502

PROPOSITION 139

Vote For 1	TOTAL	Polls	Early Provisionals	
Yes / Si	342,596	40,606	299,739	2,251
No	152,531	27,696	123,874	961
Total Votes Cast	495,127	68,302	423,613	3,212
Overvotes	244	35	207	2
Undervotes	15,029	3,857	10,904	268

PROPOSITION 140

Vote For 1	TOTAL	Polls	Early Provisionals	
Yes / Si	212,565	32,130	178,702	1,733
No	270,362	33,146	235,916	1,300
Total Votes Cast	482,927	65,276	414,618	3,033
Overvotes	187	17	170	0
Undervotes	27,286	6,901	19,936	449

PROPOSITION 311

Vote For 1	TOTAL	Polls	Early Provisionals	
Yes / Si	293,831	46,353	245,291	2,187
No	190,549	19,608	170,054	887
Total Votes Cast	484,380	65,961	415,345	3,074
Overvotes	104	12	92	0
Undervotes	25,916	6,221	19,287	408

PROPOSITION 312

Vote For 1	TOTAL	Polls	Early Provisionals	
Yes / Si	260,789	42,622	216,215	1,952
No	219,213	22,312	195,838	1,063
Total Votes Cast	480,002	64,934	412,053	3,015
Overvotes	86	7	79	0
Undervotes	30,312	7,253	22,592	467

PROPOSITION 313

Vote For 1	TOTAL	Polls	Early Provisionals	
Yes / Si	271,227	45,156	223,940	2,131
No	197,857	18,746	178,285	826
Total Votes Cast	469,084	63,902	402,225	2,957
Overvotes	186	32	153	1
Undervotes	41,130	8,260	32,346	524

PROPOSITION 314

Vote For 1	TOTAL	Polls	Early Provisionals	
Yes / Si	255,240	41,665	211,769	1,806
No	211,292	21,186	189,037	1,069
Total Votes Cast	466,532	62,851	400,806	2,875
Overvotes	130	14	115	1
Undervotes	43,738	9,329	33,803	606

PROPOSITION 315

Vote For 1	TOTAL	Polls	Early Provisional	s
Yes / Sí	182,607	30,267	150,974	1,366
No	268,022	29,741	236,909	1,372
Total Votes Cast	450,629	60,008	387,883	2,738
Overvotes	93	20	73	0
Undervotes	59,678	12,166	46,768	744

PROPOSITION 410 - Continental School District No. 39

Vote For 1	TOTAL	Polls	Early Provisional	s
Budget Increase, Yes / Aumento al Presupuesto, Sí	10,746	812	9,913	21
Budget Increase, No / Aumento al Presupuesto, No	10,362	837	9,513	12
Total Votes Cast	21,108	1,649	19,426	33
Overvotes	14	2	12	0
Undervotes	2,524	258	2,252	14

PROPOSITION 411 - Marana Unified School District No. 6

Vote For 1	TOTAL	Polls	Early Provisional	s
Budget Increase, Yes / Aumento al Presupuesto, Sí	30,896	5,044	25,662	190
Budget Increase, No / Aumento al Presupuesto, No	26,831	4,052	22,681	98
Total Votes Cast	57,727	9,096	48,343	288
Overvotes	16	2	14	0
Undervotes	6,064	1,345	4,601	118

PROPOSITION 412 - Amphitheater Unified School District No. 10

Vote For 1	TOTAL	Polls	Early Provisional	s
Bond Approval, Yes / Aprobación de Bonos, Sí	37,607	4,007	33,460	140
Bond Approval, No / Aprobación de Bonos, No	29,718	3,646	25,975	97
Total Votes Cast	67,325	7,653	59,435	237
Overvotes	18	2	15	1
Undervotes	10,015	1,828	8,026	161

PROPOSITION 413 - Amphitheater Unified School District No. 10

Vote For 1	TOTAL	Polls	Early Provisional	s
Budget Override Continuation, Yes / Continuación del Aumento al Presupuesto, Sí	37,092	4,109	32,832	151
Budget Override Continuation, No / Continuación del Aumento al Presupuesto, No	30,511	3,683	26,735	93
Total Votes Cast	67,603	7,792	59,567	244
Overvotes	19	0	19	0
Undervotes	9,736	1,691	7,890	155

PROPOSITION 403

Vote For 1	TOTAL	Polls	Early Provisional	s
Bond Approval, Yes / Aprobación de Bonos, Sí	7,053	860	6,164	29
Bond Approval, No / Aprobación de Bonos, No	10,880	1,540	9,275	65
Total Votes Cast	17,933	2,400	15,439	94
Overvotes	5	0	5	0
Undervotes	2,097	429	1,641	27

PROPOSITION 404

Vote For 1	TOTAL	Polls	Early Provisional	s
Yes / Sí	12,304	1,534	10,716	54
No	5,425	872	4,508	45
Total Votes Cast	17,729	2,406	15,224	99
Overvotes	5	1	4	0
Undervotes	2,301	422	1,857	22

PROPOSITION 405

Vote For 1	TOTAL	Polls	Early Provisional	s
Yes / Sí	12,775	1,660	11,052	63
No	4,839	745	4,054	40
Total Votes Cast	17,614	2,405	15,106	103
Overvotes	2	1	1	0
Undervotes	2,419	423	1,978	18

PROPOSITION 406

Vote For 1	TOTAL	Polls	Early Provisional	s
Yes / Sí	11,744	1,493	10,190	61
No	5,777	885	4,854	38
Total Votes Cast	17,521	2,378	15,044	99
Overvotes	2	0	2	0
Undervotes	2,512	451	2,039	22

PROPOSITION 407

Vote For 1	TOTAL	Polls	Early Provisional	s
Yes / Sí	11,226	1,398	9,772	56
No	6,118	976	5,100	42
Total Votes Cast	17,344	2,374	14,872	98
Overvotes	1	0	1	0
Undervotes	2,690	455	2,212	23

PROPOSITION 408

Vote For 1

	TOTAL	Polls	Early Provisional	s
Yes / Sí	688	117	563	8
No	383	77	305	1
Total Votes Cast	1,071	194	868	9
Overvotes	2	2	0	0
Undervotes	119	39	74	6

PROPOSITION 409

Vote For 1

	TOTAL	Polls	Early Provisional	s
Bond Approval, Yes / Aprobación de Bonos, Sí	640	122	511	7
Bond Approval, No / Aprobación de Bonos, No	452	84	366	2
Total Votes Cast	1,092	206	877	9
Overvotes	3	0	3	0
Undervotes	97	29	62	6

Statements of Votes Cast

Summary Results Report
 General Election
 November 5, 2024

OFFICIAL RESULTS
 Summary of Votes Cast
 County of Pima

Precinct 001

Statistics	TOTAL	Polls	Early Provisional	s
Registered Voters - Total	1,771			
Ballots Cast - Total	1,288	275	980	33
Ballots Cast - Blank	36	17	17	2
Voter Turnout - Total	72.73%			

Presidential Electors

Vote For 1	TOTAL	Polls	Early Provisional	s
HARRIS, KAMALA D.	654	91	546	17
TRUMP, DONALD J.	603	176	411	16
OLIVER, CHASE	5	1	4	0
STEIN, JILL	8	2	6	0
Write-In Totals	3	0	3	0
Write-In: Ayyadurai / Ellis	0	0	0	0
Write-In: Boddie / Stoneham	0	0	0	0
Write-In: De la Cruz / Garcia	1	0	1	0
Write-In: Shelton / Serra	0	0	0	0
Write-In: Skousen / Combs	0	0	0	0
Not Assigned	2	0	2	0
Total Votes Cast	1,273	270	970	33

U.S. Senator

Vote For 1	TOTAL	Polls	Early Provisional	s
GALLEGO, RUBEN	687	105	562	20
LAKE, KARI	537	152	373	12
QUINTANA, EDUARDO	38	12	26	0
Write-In Totals	0	0	0	0
Write-In: Williams, Sarah	0	0	0	0
Write-In: Beckett, Christopher	0	0	0	0
Write-In: Sanders, Steven Cavin	0	0	0	0
Write-In: Bozic, David	0	0	0	0
Write-In: Petty, Shawn	0	0	0	0
Write-In: Rodriguez, Benjamin	0	0	0	0
Write-In: Prosser, Jannie "Jannie"	0	0	0	0
Not Assigned	0	0	0	0
Total Votes Cast	1,262	269	961	32

U.S. Representative in Congress District 7

Vote For 1	TOTAL	Polls	Early Provisional	s
GRIJALVA, RAÚL M.	676	101	557	18
BUTIEREZ SR., DANIEL FRANCIS	557	159	385	13
Write-In Totals	2	0	2	0
Not Assigned	2	0	2	0
Total Votes Cast	1,235	260	944	31

Precinct 001

State Senator District 23

Vote For 1

	TOTAL	Polls	Early Provisional	s
FERNANDEZ, BRIAN	655	96	551	8
ALTHERR, MICHELLE	561	159	390	12
Write-In Totals	0	0	0	0
Not Assigned	0	0	0	0
Total Votes Cast	1,216	255	941	20

State Representative Dist. 23

Vote For 2

	TOTAL	Polls	Early Provisional	s
ROSALES, MATIAS	567	76	486	5
SANDOVAL, MARIANA	575	72	496	7
PENA, MICHELE	575	166	398	11
Write-In Totals	8	2	6	0
Not Assigned	8	2	6	0
Total Votes Cast	1,725	316	1,386	23

Corporation Commissioner

Vote For 3

	TOTAL	Polls	Early Provisional	s
AGUILAR, YLENIA	593	79	509	5
HILL, JONATHON	529	59	466	4
POLACHECK, JOSHUA	485	46	436	3
LOPEZ, RENE	476	126	340	10
MARQUEZ PETERSON, LEA	446	118	320	8
WALDEN, RACHEL	456	123	324	9
CEASE, MIKE	48	17	30	1
LUXENBERG, NINA	42	12	30	0
Write-In Totals	8	0	8	0
Write-In: Bertone, Frank	0	0	0	0
Not Assigned	8	0	8	0
Total Votes Cast	3,083	580	2,463	40

Board of Supervisors District 3

Vote For 1

	TOTAL	Polls	Early Provisional	s
ALLEN, JENNIFER "JEN"	640	91	543	6
WITTENBRAKER, JANET "JL"	545	155	376	14
BAH, IMAN-UTOPIA LAYJOU	30	10	20	0
Write-In Totals	1	0	1	0
Not Assigned	1	0	1	0
Total Votes Cast	1,216	256	940	20

Precinct 001

County Assessor

Vote For 1

	TOTAL	Polls	Early Provisional	S
DROUBIE, SUZANNE	865	168	684	13
Write-In Totals	40	15	24	1
Not Assigned	40	15	24	1
Total Votes Cast	905	183	708	14

County Attorney

Vote For 1

	TOTAL	Polls	Early Provisional	S
CONOVER, LAURA	702	118	577	7
DRUAN, HOWARD	302	90	204	8
Write-In Totals	20	7	12	1
Not Assigned	20	7	12	1
Total Votes Cast	1,024	215	793	16

County Recorder

Vote For 1

	TOTAL	Polls	Early Provisional	S
CÁZARES-KELLY, GABRIELLA	659	102	551	6
CAMPBELL-GONZALEZ, DOMINIC	540	155	372	13
Write-In Totals	2	0	1	1
Not Assigned	2	0	1	1
Total Votes Cast	1,201	257	924	20

County Sheriff

Vote For 1

	TOTAL	Polls	Early Provisional	S
NANOS, CHRIS	598	85	505	8
LAPPIN, HEATHER	618	174	433	11
Write-In Totals	3	0	2	1
Write-In: Di Genova, Trista	0	0	0	0
Not Assigned	3	0	2	1
Total Votes Cast	1,219	259	940	20

County Superintendent of Schools

Vote For 1

	TOTAL	Polls	Early Provisional	S
WILLIAMS, DUSTIN	841	158	670	13
Write-In Totals	37	15	21	1
Not Assigned	37	15	21	1
Total Votes Cast	878	173	691	14

Precinct 001

County Treasurer

Vote For 1

	TOTAL	Polls	Early Provisional	s
JOHNSON, BRIAN	630	93	532	5
ACKERLEY, CHRIS	584	161	410	13
Write-In Totals	3	1	1	1
Not Assigned	3	1	1	1
Total Votes Cast	1,217	255	943	19

KING, KATHRYN H.

Vote For 1

	TOTAL	Polls	Early Provisional	s
Yes / Si	592	141	444	7
No	410	57	343	10
Total Votes Cast	1,002	198	787	17

BOLICK, CLINT

Vote For 1

	TOTAL	Polls	Early Provisional	s
Yes / Si	541	128	405	8
No	437	64	366	7
Total Votes Cast	978	192	771	15

ECKERSTROM, PETER J.

Vote For 1

	TOTAL	Polls	Early Provisional	s
Yes / Si	683	137	538	8
No	257	55	194	8
Total Votes Cast	940	192	732	16

STARING, CHRISTOPHER P.

Vote For 1

	TOTAL	Polls	Early Provisional	s
Yes / Si	645	133	502	10
No	273	56	211	6
Total Votes Cast	918	189	713	16

GRIFFIN, BRENDEN J.

Vote For 1

	TOTAL	Polls	Early Provisional	s
Yes / Si	664	124	534	6
No	256	57	190	9
Total Votes Cast	920	181	724	15

Precinct 001

LEE, KENNETH

Vote For 1

	TOTAL	Polls	Early Provisional	s
Yes / Si	647	121	520	6
No	258	57	192	9
Total Votes Cast	905	178	712	15

BRYSON, KYLE A.

Vote For 1

	TOTAL	Polls	Early Provisional	s
Yes / Si	661	122	532	7
No	244	56	181	7
Total Votes Cast	905	178	713	14

COHEN, GARY J.

Vote For 1

	TOTAL	Polls	Early Provisional	s
Yes / Si	651	120	524	7
No	256	56	192	8
Total Votes Cast	907	176	716	15

GORDON, RICHARD E.

Vote For 1

	TOTAL	Polls	Early Provisional	s
Yes / Si	650	114	529	7
No	254	61	185	8
Total Votes Cast	904	175	714	15

BUTLER, MICHAEL J.

Vote For 1

	TOTAL	Polls	Early Provisional	s
Yes / Si	660	117	535	8
No	249	59	183	7
Total Votes Cast	909	176	718	15

YEHLING, WAYNE E.

Vote For 1

	TOTAL	Polls	Early Provisional	s
Yes / Si	637	113	516	8
No	268	62	199	7
Total Votes Cast	905	175	715	15

Precinct 001

CONSTANT, DANIELLE J.K.

Vote For 1

	TOTAL	Polls	Early Provisional	S
Yes / Si	645	119	519	7
No	253	56	189	8
Total Votes Cast	898	175	708	15

METCALF, D. DOUGLAS

Vote For 1

	TOTAL	Polls	Early Provisional	S
Yes / Si	653	120	526	7
No	251	55	188	8
Total Votes Cast	904	175	714	15

MCGINLEY, CASEY F.

Vote For 1

	TOTAL	Polls	Early Provisional	S
Yes / Si	640	118	516	6
No	262	59	194	9
Total Votes Cast	902	177	710	15

SAKALL, GREG

Vote For 1

	TOTAL	Polls	Early Provisional	S
Yes / Si	643	115	521	7
No	267	61	198	8
Total Votes Cast	910	176	719	15

WAGENER, JOAN L.

Vote For 1

	TOTAL	Polls	Early Provisional	S
Yes / Si	665	124	535	6
No	235	52	174	9
Total Votes Cast	900	176	709	15

JOHNSON, KELLIE L.

Vote For 1

	TOTAL	Polls	Early Provisional	S
Yes / Si	621	118	497	6
No	282	53	220	9
Total Votes Cast	903	171	717	15

Precinct 001

ORTIZ, KIMBERLY H.

Vote For 1

	TOTAL	Polls	Early Provisional	s
Yes / Si	662	126	531	5
No	243	52	181	10
Total Votes Cast	905	178	712	15

MCDONALD, SCOTT DAVID

Vote For 1

	TOTAL	Polls	Early Provisional	s
Yes / Si	641	122	513	6
No	261	51	201	9
Total Votes Cast	902	173	714	15

ABRAMS, LISA ILKA

Vote For 1

	TOTAL	Polls	Early Provisional	s
Yes / Si	655	118	531	6
No	241	57	175	9
Total Votes Cast	896	175	706	15

Board of Governors - Pima Community College Dist. 3

Vote For 1

	TOTAL	Polls	Early Provisional	s
GARCIA, MARIA DE LA LUZ	497	92	396	9
RANDALL, KRISTEN	443	99	337	7
Write-In Totals	7	1	5	1
Not Assigned	7	1	5	1
Total Votes Cast	947	192	738	17

PROPOSITION 133

Vote For 1

	TOTAL	Polls	Early Provisional	s
Yes / Si	416	103	307	6
No	694	132	551	11
Total Votes Cast	1,110	235	858	17

PROPOSITION 134

Vote For 1

	TOTAL	Polls	Early Provisional	s
Yes / Si	418	96	316	6
No	690	138	542	10
Total Votes Cast	1,108	234	858	16

Precinct 001

PROPOSITION 135

Vote For 1				
	TOTAL	Polls	Early Provisional	S
Yes / Si	474	129	338	7
No	618	101	507	10
Total Votes Cast	1,092	230	845	17

PROPOSITION 136

Vote For 1				
	TOTAL	Polls	Early Provisional	S
Yes / Si	323	84	234	5
No	756	143	603	10
Total Votes Cast	1,079	227	837	15

PROPOSITION 137

Vote For 1				
	TOTAL	Polls	Early Provisional	S
Yes / Si	216	60	152	4
No	864	169	683	12
Total Votes Cast	1,080	229	835	16

PROPOSITION 138

Vote For 1				
	TOTAL	Polls	Early Provisional	S
Yes / Si	199	54	138	7
No	919	183	726	10
Total Votes Cast	1,118	237	864	17

PROPOSITION 139

Vote For 1				
	TOTAL	Polls	Early Provisional	S
Yes / Si	771	142	622	7
No	416	109	296	11
Total Votes Cast	1,187	251	918	18

PROPOSITION 140

Vote For 1				
	TOTAL	Polls	Early Provisional	S
Yes / Si	578	151	422	5
No	590	96	481	13
Total Votes Cast	1,168	247	903	18

Precinct 001

PROPOSITION 311

Vote For 1	TOTAL	Polls	Early Provisional	S
Yes / Si	766	183	571	12
No	398	62	332	4
Total Votes Cast	1,164	245	903	16

PROPOSITION 312

Vote For 1	TOTAL	Polls	Early Provisional	S
Yes / Si	628	147	472	9
No	528	98	422	8
Total Votes Cast	1,156	245	894	17

PROPOSITION 313

Vote For 1	TOTAL	Polls	Early Provisional	S
Yes / Si	645	154	482	9
No	469	77	386	6
Total Votes Cast	1,114	231	868	15

PROPOSITION 314

Vote For 1	TOTAL	Polls	Early Provisional	S
Yes / Si	679	162	506	11
No	437	67	366	4
Total Votes Cast	1,116	229	872	15

PROPOSITION 315

Vote For 1	TOTAL	Polls	Early Provisional	S
Yes / Si	472	118	347	7
No	619	105	506	8
Total Votes Cast	1,091	223	853	15

Summary Results Report
 General Election
 November 5, 2024

OFFICIAL RESULTS
 Summary of Votes Cast
 County of Pima

Precinct 002

Statistics	TOTAL	Polls	Early Provisional	s
Registered Voters - Total	268			
Ballots Cast - Total	178	23	154	1
Ballots Cast - Blank	3	1	2	0
Voter Turnout - Total	66.42%			

Presidential Electors

Vote For 1	TOTAL	Polls	Early Provisional	s
HARRIS, KAMALA D.	101	13	87	1
TRUMP, DONALD J.	73	10	63	0
OLIVER, CHASE	0	0	0	0
STEIN, JILL	1	0	1	0
Write-In Totals	1	0	1	0
Write-In: Ayyadurai / Ellis	0	0	0	0
Write-In: Boddie / Stoneham	0	0	0	0
Write-In: De la Cruz / Garcia	0	0	0	0
Write-In: Shelton / Serra	0	0	0	0
Write-In: Skousen / Combs	0	0	0	0
Not Assigned	1	0	1	0
Total Votes Cast	176	23	152	1

U.S. Senator

Vote For 1	TOTAL	Polls	Early Provisional	s
GALLEGO, RUBEN	100	12	88	0
LAKE, KARI	69	11	57	1
QUINTANA, EDUARDO	7	0	7	0
Write-In Totals	0	0	0	0
Write-In: Williams, Sarah	0	0	0	0
Write-In: Beckett, Christopher	0	0	0	0
Write-In: Sanders, Steven Cavin	0	0	0	0
Write-In: Bozic, David	0	0	0	0
Write-In: Petty, Shawn	0	0	0	0
Write-In: Rodriguez, Benjamin	0	0	0	0
Write-In: Prosser, Jannie "Jannie"	0	0	0	0
Not Assigned	0	0	0	0
Total Votes Cast	176	23	152	1

U.S. Representative in Congress District 7

Vote For 1	TOTAL	Polls	Early Provisional	s
GRIJALVA, RAÚL M.	97	11	85	1
BUTIEREZ SR., DANIEL FRANCIS	74	11	63	0
Write-In Totals	0	0	0	0
Not Assigned	0	0	0	0
Total Votes Cast	171	22	148	1

Summary Results Report
 General Election
 November 5, 2024

OFFICIAL RESULTS
 Summary of Votes Cast
 County of Pima

Precinct 002

State Senator District 23

Vote For 1

	TOTAL	Polls	Early Provisional	S
FERNANDEZ, BRIAN	91	9	82	0
ALTHERR, MICHELLE	75	12	62	1
Write-In Totals	0	0	0	0
Not Assigned	0	0	0	0
Total Votes Cast	166	21	144	1

State Representative Dist. 23

Vote For 2

	TOTAL	Polls	Early Provisional	S
ROSALES, MATIAS	59	8	51	0
SANDOVAL, MARIANA	98	12	85	1
PENA, MICHELE	73	11	62	0
Write-In Totals	3	0	3	0
Not Assigned	3	0	3	0
Total Votes Cast	233	31	201	1

Corporation Commissioner

Vote For 3

	TOTAL	Polls	Early Provisional	S
AGUILAR, YLENIA	78	9	69	0
HILL, JONATHON	73	8	65	0
POLACHECK, JOSHUA	68	6	62	0
LOPEZ, RENE	65	9	56	0
MARQUEZ PETERSON, LEA	63	9	54	0
WALDEN, RACHEL	67	9	57	1
CEASE, MIKE	9	0	9	0
LUXENBERG, NINA	9	0	9	0
Write-In Totals	0	0	0	0
Write-In: Bertone, Frank	0	0	0	0
Not Assigned	0	0	0	0
Total Votes Cast	432	50	381	1

Board of Supervisors District 3

Vote For 1

	TOTAL	Polls	Early Provisional	S
ALLEN, JENNIFER "JEN"	88	11	76	1
WITTENBRAKER, JANET "JL"	71	11	60	0
BAH, IMAN-UTOPIA LAYJOU	4	0	4	0
Write-In Totals	0	0	0	0
Not Assigned	0	0	0	0
Total Votes Cast	163	22	140	1

Precinct 002

County Assessor

Vote For 1

	TOTAL	Polls	Early Provisional	S
DROUBIE, SUZANNE	103	13	89	1
Write-In Totals	8	0	8	0
Not Assigned	8	0	8	0
Total Votes Cast	111	13	97	1

County Attorney

Vote For 1

	TOTAL	Polls	Early Provisional	S
CONOVER, LAURA	93	14	78	1
DRUAN, HOWARD	32	3	29	0
Write-In Totals	3	0	3	0
Not Assigned	3	0	3	0
Total Votes Cast	128	17	110	1

County Recorder

Vote For 1

	TOTAL	Polls	Early Provisional	S
CÁZARES-KELLY, GABRIELLA	97	11	85	1
CAMPBELL-GONZALEZ, DOMINIC	66	11	55	0
Write-In Totals	0	0	0	0
Not Assigned	0	0	0	0
Total Votes Cast	163	22	140	1

County Sheriff

Vote For 1

	TOTAL	Polls	Early Provisional	S
NANOS, CHRIS	89	10	78	1
LAPPIN, HEATHER	74	12	62	0
Write-In Totals	2	0	2	0
Write-In: Di Genova, Trista	0	0	0	0
Not Assigned	2	0	2	0
Total Votes Cast	165	22	142	1

County Superintendent of Schools

Vote For 1

	TOTAL	Polls	Early Provisional	S
WILLIAMS, DUSTIN	103	11	91	1
Write-In Totals	9	1	8	0
Not Assigned	9	1	8	0
Total Votes Cast	112	12	99	1

Precinct 002

County Treasurer

Vote For 1

	TOTAL	Polls	Early Provisional	S
JOHNSON, BRIAN	90	11	78	1
ACKERLEY, CHRIS	73	11	62	0
Write-In Totals	0	0	0	0
Not Assigned	0	0	0	0
Total Votes Cast	163	22	140	1

KING, KATHRYN H.

Vote For 1

	TOTAL	Polls	Early Provisional	S
Yes / Si	76	13	62	1
No	59	5	54	0
Total Votes Cast	135	18	116	1

BOLICK, CLINT

Vote For 1

	TOTAL	Polls	Early Provisional	S
Yes / Si	62	11	50	1
No	63	5	58	0
Total Votes Cast	125	16	108	1

ECKERSTROM, PETER J.

Vote For 1

	TOTAL	Polls	Early Provisional	S
Yes / Si	76	10	65	1
No	50	4	46	0
Total Votes Cast	126	14	111	1

STARING, CHRISTOPHER P.

Vote For 1

	TOTAL	Polls	Early Provisional	S
Yes / Si	70	12	57	1
No	51	3	48	0
Total Votes Cast	121	15	105	1

GRIFFIN, BRENDEN J.

Vote For 1

	TOTAL	Polls	Early Provisional	S
Yes / Si	71	9	61	1
No	47	5	42	0
Total Votes Cast	118	14	103	1

Precinct 002

LEE, KENNETH

Vote For 1

	TOTAL	Polls	Early Provisional	S
Yes / Si	71	12	58	1
No	47	3	44	0
Total Votes Cast	118	15	102	1

BRYSON, KYLE A.

Vote For 1

	TOTAL	Polls	Early Provisional	S
Yes / Si	69	10	58	1
No	48	4	44	0
Total Votes Cast	117	14	102	1

COHEN, GARY J.

Vote For 1

	TOTAL	Polls	Early Provisional	S
Yes / Si	73	11	61	1
No	42	3	39	0
Total Votes Cast	115	14	100	1

GORDON, RICHARD E.

Vote For 1

	TOTAL	Polls	Early Provisional	S
Yes / Si	70	11	58	1
No	46	4	42	0
Total Votes Cast	116	15	100	1

BUTLER, MICHAEL J.

Vote For 1

	TOTAL	Polls	Early Provisional	S
Yes / Si	68	9	58	1
No	44	5	39	0
Total Votes Cast	112	14	97	1

YEHLING, WAYNE E.

Vote For 1

	TOTAL	Polls	Early Provisional	S
Yes / Si	69	11	57	1
No	44	3	41	0
Total Votes Cast	113	14	98	1

Precinct 002

CONSTANT, DANIELLE J.K.

Vote For 1

	TOTAL	Polls	Early Provisional	S
Yes / Si	67	9	57	1
No	45	5	40	0
Total Votes Cast	112	14	97	1

METCALF, D. DOUGLAS

Vote For 1

	TOTAL	Polls	Early Provisional	S
Yes / Si	68	9	58	1
No	45	5	40	0
Total Votes Cast	113	14	98	1

MCGINLEY, CASEY F.

Vote For 1

	TOTAL	Polls	Early Provisional	S
Yes / Si	71	11	59	1
No	44	3	41	0
Total Votes Cast	115	14	100	1

SAKALL, GREG

Vote For 1

	TOTAL	Polls	Early Provisional	S
Yes / Si	67	11	55	1
No	48	3	45	0
Total Votes Cast	115	14	100	1

WAGENER, JOAN L.

Vote For 1

	TOTAL	Polls	Early Provisional	S
Yes / Si	67	9	57	1
No	46	5	41	0
Total Votes Cast	113	14	98	1

JOHNSON, KELLIE L.

Vote For 1

	TOTAL	Polls	Early Provisional	S
Yes / Si	66	11	54	1
No	49	3	46	0
Total Votes Cast	115	14	100	1

Precinct 002

ORTIZ, KIMBERLY H.

Vote For 1

	TOTAL	Polls	Early Provisional	S
Yes / Si	73	12	60	1
No	43	3	40	0
Total Votes Cast	116	15	100	1

MCDONALD, SCOTT DAVID

Vote For 1

	TOTAL	Polls	Early Provisional	S
Yes / Si	65	9	55	1
No	49	5	44	0
Total Votes Cast	114	14	99	1

ABRAMS, LISA ILKA

Vote For 1

	TOTAL	Polls	Early Provisional	S
Yes / Si	77	12	64	1
No	42	3	39	0
Total Votes Cast	119	15	103	1

Board of Governors - Pima Community College Dist. 3

Vote For 1

	TOTAL	Polls	Early Provisional	S
GARCIA, MARIA DE LA LUZ	45	8	36	1
RANDALL, KRISTEN	74	9	65	0
Write-In Totals	1	0	1	0
Not Assigned	1	0	1	0
Total Votes Cast	120	17	102	1

PROPOSITION 133

Vote For 1

	TOTAL	Polls	Early Provisional	S
Yes / Si	58	7	50	1
No	83	13	70	0
Total Votes Cast	141	20	120	1

PROPOSITION 134

Vote For 1

	TOTAL	Polls	Early Provisional	S
Yes / Si	55	7	47	1
No	88	12	76	0
Total Votes Cast	143	19	123	1

Precinct 002

PROPOSITION 135

Vote For 1

	TOTAL	Polls	Early Provisional	S
Yes / Si	57	7	49	1
No	85	12	73	0
Total Votes Cast	142	19	122	1

PROPOSITION 136

Vote For 1

	TOTAL	Polls	Early Provisional	S
Yes / Si	48	5	43	0
No	91	14	77	0
Total Votes Cast	139	19	120	0

PROPOSITION 137

Vote For 1

	TOTAL	Polls	Early Provisional	S
Yes / Si	34	5	28	1
No	108	14	94	0
Total Votes Cast	142	19	122	1

PROPOSITION 138

Vote For 1

	TOTAL	Polls	Early Provisional	S
Yes / Si	24	5	19	0
No	119	15	103	1
Total Votes Cast	143	20	122	1

PROPOSITION 139

Vote For 1

	TOTAL	Polls	Early Provisional	S
Yes / Si	122	14	107	1
No	44	8	36	0
Total Votes Cast	166	22	143	1

PROPOSITION 140

Vote For 1

	TOTAL	Polls	Early Provisional	S
Yes / Si	85	10	74	1
No	74	12	62	0
Total Votes Cast	159	22	136	1

Precinct 002

PROPOSITION 311

Vote For 1

	TOTAL	Polls	Early Provisional	S
Yes / Si	107	16	90	1
No	55	5	50	0
Total Votes Cast	162	21	140	1

PROPOSITION 312

Vote For 1

	TOTAL	Polls	Early Provisional	S
Yes / Si	83	9	73	1
No	74	12	62	0
Total Votes Cast	157	21	135	1

PROPOSITION 313

Vote For 1

	TOTAL	Polls	Early Provisional	S
Yes / Si	85	13	71	1
No	64	7	57	0
Total Votes Cast	149	20	128	1

PROPOSITION 314

Vote For 1

	TOTAL	Polls	Early Provisional	S
Yes / Si	90	12	78	0
No	57	7	50	0
Total Votes Cast	147	19	128	0

PROPOSITION 315

Vote For 1

	TOTAL	Polls	Early Provisional	S
Yes / Si	70	7	62	1
No	71	11	60	0
Total Votes Cast	141	18	122	1

Summary Results Report
 General Election
 November 5, 2024

OFFICIAL RESULTS
 Summary of Votes Cast
 County of Pima

Precinct 003

Statistics	TOTAL	Polls	Early Provisional	s
Registered Voters - Total	258			
Ballots Cast - Total	189	108	76	5
Ballots Cast - Blank	6	4	1	1
Voter Turnout - Total	73.26%			

Presidential Electors

Vote For 1	TOTAL	Polls	Early Provisional	s
HARRIS, KAMALA D.	174	97	75	2
TRUMP, DONALD J.	8	5	0	3
OLIVER, CHASE	1	1	0	0
STEIN, JILL	1	1	0	0
Write-In Totals	0	0	0	0
Write-In: Ayyadurai / Ellis	0	0	0	0
Write-In: Boddie / Stoneham	0	0	0	0
Write-In: De la Cruz / Garcia	0	0	0	0
Write-In: Shelton / Serra	0	0	0	0
Write-In: Skousen / Combs	0	0	0	0
Not Assigned	0	0	0	0
Total Votes Cast	184	104	75	5

U.S. Senator

Vote For 1	TOTAL	Polls	Early Provisional	s
GALLEGO, RUBEN	171	97	72	2
LAKE, KARI	10	6	1	3
QUINTANA, EDUARDO	7	4	3	0
Write-In Totals	0	0	0	0
Write-In: Williams, Sarah	0	0	0	0
Write-In: Beckett, Christopher	0	0	0	0
Write-In: Sanders, Steven Cavin	0	0	0	0
Write-In: Bozic, David	0	0	0	0
Write-In: Petty, Shawn	0	0	0	0
Write-In: Rodriguez, Benjamin	0	0	0	0
Write-In: Prosser, Jannie "Jannie"	0	0	0	0
Not Assigned	0	0	0	0
Total Votes Cast	188	107	76	5

U.S. Representative in Congress District 7

Vote For 1	TOTAL	Polls	Early Provisional	s
GRIJALVA, RAÚL M.	178	102	74	2
BUTIEREZ SR., DANIEL FRANCIS	7	5	0	2
Write-In Totals	1	0	1	0
Not Assigned	1	0	1	0
Total Votes Cast	186	107	75	4

Precinct 003

State Senator District 23

Vote For 1

	TOTAL	Polls	Early Provisional	s
FERNANDEZ, BRIAN	173	99	74	0
ALTHERR, MICHELLE	12	8	2	2
Write-In Totals	0	0	0	0
Not Assigned	0	0	0	0
Total Votes Cast	185	107	76	2

State Representative Dist. 23

Vote For 2

	TOTAL	Polls	Early Provisional	s
ROSALES, MATIAS	116	65	51	0
SANDOVAL, MARIANA	137	72	65	0
PENA, MICHELE	14	10	2	2
Write-In Totals	1	0	1	0
Not Assigned	1	0	1	0
Total Votes Cast	268	147	119	2

Corporation Commissioner

Vote For 3

	TOTAL	Polls	Early Provisional	s
AGUILAR, YLENIA	136	71	63	2
HILL, JONATHON	109	55	52	2
POLACHECK, JOSHUA	117	59	56	2
LOPEZ, RENE	23	19	2	2
MARQUEZ PETERSON, LEA	7	4	2	1
WALDEN, RACHEL	7	3	1	3
CEASE, MIKE	9	5	4	0
LUXENBERG, NINA	4	2	2	0
Write-In Totals	1	0	1	0
Write-In: Bertone, Frank	1	0	1	0
Not Assigned	0	0	0	0
Total Votes Cast	413	218	183	12

Board of Supervisors District 3

Vote For 1

	TOTAL	Polls	Early Provisional	s
ALLEN, JENNIFER "JEN"	169	96	72	1
WITTENBRAKER, JANET "JL"	8	5	0	3
BAH, IMAN-UTOPIA LAYJOU	6	4	1	1
Write-In Totals	2	1	1	0
Not Assigned	2	1	1	0
Total Votes Cast	185	106	74	5

Precinct 003

County Assessor

Vote For 1

	TOTAL	Polls	Early Provisional	S
DROUBIE, SUZANNE	178	102	72	4
Write-In Totals	1	1	0	0
Not Assigned	1	1	0	0
Total Votes Cast	179	103	72	4

County Attorney

Vote For 1

	TOTAL	Polls	Early Provisional	S
CONOVER, LAURA	173	98	72	3
DRUAN, HOWARD	8	5	2	1
Write-In Totals	0	0	0	0
Not Assigned	0	0	0	0
Total Votes Cast	181	103	74	4

County Recorder

Vote For 1

	TOTAL	Polls	Early Provisional	S
CÁZARES-KELLY, GABRIELLA	175	99	73	3
CAMPBELL-GONZALEZ, DOMINIC	9	5	2	2
Write-In Totals	1	1	0	0
Not Assigned	1	1	0	0
Total Votes Cast	185	105	75	5

County Sheriff

Vote For 1

	TOTAL	Polls	Early Provisional	S
NANOS, CHRIS	160	88	70	2
LAPPIN, HEATHER	26	18	5	3
Write-In Totals	1	0	1	0
Write-In: Di Genova, Trista	1	0	1	0
Not Assigned	0	0	0	0
Total Votes Cast	187	106	76	5

County Superintendent of Schools

Vote For 1

	TOTAL	Polls	Early Provisional	S
WILLIAMS, DUSTIN	180	104	72	4
Write-In Totals	1	1	0	0
Not Assigned	1	1	0	0
Total Votes Cast	181	105	72	4

Precinct 003

County Treasurer

Vote For 1

	TOTAL	Polls	Early Provisional	S
JOHNSON, BRIAN	169	94	73	2
ACKERLEY, CHRIS	16	12	1	3
Write-In Totals	1	0	1	0
Not Assigned	1	0	1	0
Total Votes Cast	186	106	75	5

KING, KATHRYN H.

Vote For 1

	TOTAL	Polls	Early Provisional	S
Yes / Si	102	56	43	3
No	68	42	25	1
Total Votes Cast	170	98	68	4

BOLICK, CLINT

Vote For 1

	TOTAL	Polls	Early Provisional	S
Yes / Si	86	47	36	3
No	78	46	31	1
Total Votes Cast	164	93	67	4

ECKERSTROM, PETER J.

Vote For 1

	TOTAL	Polls	Early Provisional	S
Yes / Si	114	60	52	2
No	56	39	15	2
Total Votes Cast	170	99	67	4

STARING, CHRISTOPHER P.

Vote For 1

	TOTAL	Polls	Early Provisional	S
Yes / Si	105	57	46	2
No	58	35	21	2
Total Votes Cast	163	92	67	4

GRIFFIN, BRENDEN J.

Vote For 1

	TOTAL	Polls	Early Provisional	S
Yes / Si	111	63	44	4
No	58	36	22	0
Total Votes Cast	169	99	66	4

Precinct 003

LEE, KENNETH

Vote For 1

	TOTAL	Polls	Early Provisional	S
Yes / Si	112	66	42	4
No	53	30	23	0
Total Votes Cast	165	96	65	4

BRYSON, KYLE A.

Vote For 1

	TOTAL	Polls	Early Provisional	S
Yes / Si	104	56	44	4
No	60	39	21	0
Total Votes Cast	164	95	65	4

COHEN, GARY J.

Vote For 1

	TOTAL	Polls	Early Provisional	S
Yes / Si	103	56	43	4
No	62	40	22	0
Total Votes Cast	165	96	65	4

GORDON, RICHARD E.

Vote For 1

	TOTAL	Polls	Early Provisional	S
Yes / Si	106	58	44	4
No	58	37	21	0
Total Votes Cast	164	95	65	4

BUTLER, MICHAEL J.

Vote For 1

	TOTAL	Polls	Early Provisional	S
Yes / Si	102	58	42	2
No	62	37	23	2
Total Votes Cast	164	95	65	4

YEHLING, WAYNE E.

Vote For 1

	TOTAL	Polls	Early Provisional	S
Yes / Si	102	58	42	2
No	62	38	22	2
Total Votes Cast	164	96	64	4

Precinct 003

CONSTANT, DANIELLE J.K.

Vote For 1

	TOTAL	Polls	Early Provisional	S
Yes / Si	100	54	43	3
No	64	42	21	1
Total Votes Cast	164	96	64	4

METCALF, D. DOUGLAS

Vote For 1

	TOTAL	Polls	Early Provisional	S
Yes / Si	97	53	42	2
No	69	44	23	2
Total Votes Cast	166	97	65	4

MCGINLEY, CASEY F.

Vote For 1

	TOTAL	Polls	Early Provisional	S
Yes / Si	105	59	43	3
No	60	37	22	1
Total Votes Cast	165	96	65	4

SAKALL, GREG

Vote For 1

	TOTAL	Polls	Early Provisional	S
Yes / Si	102	56	42	4
No	61	38	23	0
Total Votes Cast	163	94	65	4

WAGENER, JOAN L.

Vote For 1

	TOTAL	Polls	Early Provisional	S
Yes / Si	114	62	48	4
No	51	34	17	0
Total Votes Cast	165	96	65	4

JOHNSON, KELLIE L.

Vote For 1

	TOTAL	Polls	Early Provisional	S
Yes / Si	111	64	43	4
No	52	30	22	0
Total Votes Cast	163	94	65	4

Precinct 003

ORTIZ, KIMBERLY H.

Vote For 1

	TOTAL	Polls	Early Provisional	S
Yes / Si	118	66	48	4
No	48	31	17	0
Total Votes Cast	166	97	65	4

MCDONALD, SCOTT DAVID

Vote For 1

	TOTAL	Polls	Early Provisional	S
Yes / Si	98	57	38	3
No	67	39	27	1
Total Votes Cast	165	96	65	4

ABRAMS, LISA ILKA

Vote For 1

	TOTAL	Polls	Early Provisional	S
Yes / Si	110	60	46	4
No	55	36	19	0
Total Votes Cast	165	96	65	4

Governing Board - Baboquivari School District No. 40

Vote For 2

	TOTAL	Polls	Early Provisional	S
GREASEWOOD, ELLA M.	57	25	31	1
MIGUEL, JESSICA	117	72	44	1
STEVENS, ANNAMARIE	106	54	51	1
Write-In Totals	2	2	0	0
Not Assigned	2	2	0	0
Total Votes Cast	282	153	126	3

Board of Governors - Pima Community College Dist. 3

Vote For 1

	TOTAL	Polls	Early Provisional	S
GARCIA, MARIA DE LA LUZ	113	63	48	2
RANDALL, KRISTEN	63	40	21	2
Write-In Totals	1	1	0	0
Not Assigned	1	1	0	0
Total Votes Cast	177	104	69	4

PROPOSITION 133

Vote For 1

	TOTAL	Polls	Early Provisional	S
Yes / Si	62	39	21	2
No	106	61	43	2
Total Votes Cast	168	100	64	4

Precinct 003

PROPOSITION 134

Vote For 1

	TOTAL	Polls	Early Provisional	S
Yes / Si	50	35	12	3
No	116	63	52	1
Total Votes Cast	166	98	64	4

PROPOSITION 135

Vote For 1

	TOTAL	Polls	Early Provisional	S
Yes / Si	51	37	12	2
No	113	60	51	2
Total Votes Cast	164	97	63	4

PROPOSITION 136

Vote For 1

	TOTAL	Polls	Early Provisional	S
Yes / Si	47	33	13	1
No	119	65	51	3
Total Votes Cast	166	98	64	4

PROPOSITION 137

Vote For 1

	TOTAL	Polls	Early Provisional	S
Yes / Si	51	35	15	1
No	107	56	48	3
Total Votes Cast	158	91	63	4

PROPOSITION 138

Vote For 1

	TOTAL	Polls	Early Provisional	S
Yes / Si	46	34	11	1
No	121	66	52	3
Total Votes Cast	167	100	63	4

PROPOSITION 139

Vote For 1

	TOTAL	Polls	Early Provisional	S
Yes / Si	141	75	63	3
No	39	29	9	1
Total Votes Cast	180	104	72	4

Precinct 003

PROPOSITION 140

Vote For 1

	TOTAL	Polls	Early Provisional	S
Yes / Si	75	43	30	2
No	103	59	42	2
Total Votes Cast	178	102	72	4

PROPOSITION 311

Vote For 1

	TOTAL	Polls	Early Provisional	S
Yes / Si	90	54	33	3
No	87	47	39	1
Total Votes Cast	177	101	72	4

PROPOSITION 312

Vote For 1

	TOTAL	Polls	Early Provisional	S
Yes / Si	67	42	22	3
No	109	59	49	1
Total Votes Cast	176	101	71	4

PROPOSITION 313

Vote For 1

	TOTAL	Polls	Early Provisional	S
Yes / Si	95	54	37	4
No	76	44	32	0
Total Votes Cast	171	98	69	4

PROPOSITION 314

Vote For 1

	TOTAL	Polls	Early Provisional	S
Yes / Si	68	42	23	3
No	103	55	47	1
Total Votes Cast	171	97	70	4

PROPOSITION 315

Vote For 1

	TOTAL	Polls	Early Provisional	S
Yes / Si	54	37	16	1
No	117	61	53	3
Total Votes Cast	171	98	69	4

Summary Results Report
 General Election
 November 5, 2024

OFFICIAL RESULTS
 Summary of Votes Cast
 County of Pima

Precinct 004

Statistics	TOTAL	Polls	Early Provisional	s
Registered Voters - Total	1,163			
Ballots Cast - Total	759	372	372	15
Ballots Cast - Blank	14	11	3	0
Voter Turnout - Total	65.26%			

Presidential Electors

Vote For 1	TOTAL	Polls	Early Provisional	s
HARRIS, KAMALA D.	636	310	314	12
TRUMP, DONALD J.	96	52	42	2
OLIVER, CHASE	3	1	2	0
STEIN, JILL	5	1	4	0
Write-In Totals	2	1	1	0
Write-In: Ayyadurai / Ellis	0	0	0	0
Write-In: Boddie / Stoneham	0	0	0	0
Write-In: De la Cruz / Garcia	0	0	0	0
Write-In: Shelton / Serra	0	0	0	0
Write-In: Skousen / Combs	0	0	0	0
Not Assigned	2	1	1	0
Total Votes Cast	742	365	363	14

U.S. Senator

Vote For 1	TOTAL	Polls	Early Provisional	s
GALLEGO, RUBEN	643	313	317	13
LAKE, KARI	77	40	36	1
QUINTANA, EDUARDO	23	14	8	1
Write-In Totals	0	0	0	0
Write-In: Williams, Sarah	0	0	0	0
Write-In: Beckett, Christopher	0	0	0	0
Write-In: Sanders, Steven Cavin	0	0	0	0
Write-In: Bozic, David	0	0	0	0
Write-In: Petty, Shawn	0	0	0	0
Write-In: Rodriguez, Benjamin	0	0	0	0
Write-In: Prosser, Jannie "Jannie"	0	0	0	0
Not Assigned	0	0	0	0
Total Votes Cast	743	367	361	15

U.S. Representative in Congress District 7

Vote For 1	TOTAL	Polls	Early Provisional	s
GRIJALVA, RAÚL M.	674	328	333	13
BUTIEREZ SR., DANIEL FRANCIS	61	33	26	2
Write-In Totals	2	1	1	0
Not Assigned	2	1	1	0
Total Votes Cast	737	362	360	15

Precinct 004

State Senator District 23

Vote For 1

	TOTAL	Polls	Early Provisional	s
FERNANDEZ, BRIAN	639	305	321	13
ALTHERR, MICHELLE	83	49	32	2
Write-In Totals	4	3	1	0
Not Assigned	4	3	1	0
Total Votes Cast	726	357	354	15

State Representative Dist. 23

Vote For 2

	TOTAL	Polls	Early Provisional	s
ROSALES, MATIAS	469	213	246	10
SANDOVAL, MARIANA	510	227	274	9
PENA, MICHELE	89	48	40	1
Write-In Totals	7	3	3	1
Not Assigned	7	3	3	1
Total Votes Cast	1,075	491	563	21

Corporation Commissioner

Vote For 3

	TOTAL	Polls	Early Provisional	s
AGUILAR, YLENIA	515	232	272	11
HILL, JONATHON	457	198	249	10
POLACHECK, JOSHUA	472	205	260	7
LOPEZ, RENE	84	44	38	2
MARQUEZ PETERSON, LEA	64	34	29	1
WALDEN, RACHEL	69	38	31	0
CEASE, MIKE	34	15	19	0
LUXENBERG, NINA	26	10	16	0
Write-In Totals	5	1	3	1
Write-In: Bertone, Frank	0	0	0	0
Not Assigned	5	1	3	1
Total Votes Cast	1,726	777	917	32

Board of Supervisors District 3

Vote For 1

	TOTAL	Polls	Early Provisional	s
ALLEN, JENNIFER "JEN"	623	301	310	12
WITTENBRAKER, JANET "JL"	75	43	30	2
BAH, IMAN-UTOPIA LAYJOU	30	16	14	0
Write-In Totals	1	0	1	0
Not Assigned	1	0	1	0
Total Votes Cast	729	360	355	14

Precinct 004

County Assessor

Vote For 1

	TOTAL	Polls	Early Provisional	S
DROUBIE, SUZANNE	674	320	339	15
Write-In Totals	4	2	2	0
Not Assigned	4	2	2	0
Total Votes Cast	678	322	341	15

County Attorney

Vote For 1

	TOTAL	Polls	Early Provisional	S
CONOVER, LAURA	623	298	312	13
DRUAN, HOWARD	76	38	36	2
Write-In Totals	2	0	2	0
Not Assigned	2	0	2	0
Total Votes Cast	701	336	350	15

County Recorder

Vote For 1

	TOTAL	Polls	Early Provisional	S
CÁZARES-KELLY, GABRIELLA	679	327	337	15
CAMPBELL-GONZALEZ, DOMINIC	56	30	26	0
Write-In Totals	2	1	1	0
Not Assigned	2	1	1	0
Total Votes Cast	737	358	364	15

County Sheriff

Vote For 1

	TOTAL	Polls	Early Provisional	S
NANOS, CHRIS	596	279	305	12
LAPPIN, HEATHER	118	71	44	3
Write-In Totals	3	1	2	0
Write-In: Di Genova, Trista	0	0	0	0
Not Assigned	3	1	2	0
Total Votes Cast	717	351	351	15

County Superintendent of Schools

Vote For 1

	TOTAL	Polls	Early Provisional	S
WILLIAMS, DUSTIN	680	325	341	14
Write-In Totals	4	2	2	0
Not Assigned	4	2	2	0
Total Votes Cast	684	327	343	14

Precinct 004

County Treasurer

Vote For 1

	TOTAL	Polls	Early Provisional	S
JOHNSON, BRIAN	638	312	312	14
ACKERLEY, CHRIS	80	42	38	0
Write-In Totals	1	0	1	0
Not Assigned	1	0	1	0
Total Votes Cast	719	354	351	14

KING, KATHRYN H.

Vote For 1

	TOTAL	Polls	Early Provisional	S
Yes / Si	416	227	182	7
No	260	109	144	7
Total Votes Cast	676	336	326	14

BOLICK, CLINT

Vote For 1

	TOTAL	Polls	Early Provisional	S
Yes / Si	338	176	157	5
No	303	134	161	8
Total Votes Cast	641	310	318	13

ECKERSTROM, PETER J.

Vote For 1

	TOTAL	Polls	Early Provisional	S
Yes / Si	461	212	242	7
No	200	113	80	7
Total Votes Cast	661	325	322	14

STARING, CHRISTOPHER P.

Vote For 1

	TOTAL	Polls	Early Provisional	S
Yes / Si	447	211	228	8
No	190	100	84	6
Total Votes Cast	637	311	312	14

GRIFFIN, BRENDEN J.

Vote For 1

	TOTAL	Polls	Early Provisional	S
Yes / Si	468	224	236	8
No	186	100	80	6
Total Votes Cast	654	324	316	14

Precinct 004

LEE, KENNETH

Vote For 1

	TOTAL	Polls	Early Provisional	S
Yes / Si	448	209	231	8
No	199	112	81	6
Total Votes Cast	647	321	312	14

BRYSON, KYLE A.

Vote For 1

	TOTAL	Polls	Early Provisional	S
Yes / Si	466	221	238	7
No	182	100	75	7
Total Votes Cast	648	321	313	14

COHEN, GARY J.

Vote For 1

	TOTAL	Polls	Early Provisional	S
Yes / Si	449	206	235	8
No	194	110	78	6
Total Votes Cast	643	316	313	14

GORDON, RICHARD E.

Vote For 1

	TOTAL	Polls	Early Provisional	S
Yes / Si	442	201	234	7
No	193	108	78	7
Total Votes Cast	635	309	312	14

BUTLER, MICHAEL J.

Vote For 1

	TOTAL	Polls	Early Provisional	S
Yes / Si	445	211	228	6
No	199	106	86	7
Total Votes Cast	644	317	314	13

YEHLING, WAYNE E.

Vote For 1

	TOTAL	Polls	Early Provisional	S
Yes / Si	441	205	228	8
No	205	113	86	6
Total Votes Cast	646	318	314	14

Precinct 004

CONSTANT, DANIELLE J.K.

Vote For 1

	TOTAL	Polls	Early Provisional	S
Yes / Si	446	202	235	9
No	195	112	78	5
Total Votes Cast	641	314	313	14

METCALF, D. DOUGLAS

Vote For 1

	TOTAL	Polls	Early Provisional	S
Yes / Si	459	214	237	8
No	185	103	76	6
Total Votes Cast	644	317	313	14

MCGINLEY, CASEY F.

Vote For 1

	TOTAL	Polls	Early Provisional	S
Yes / Si	456	212	237	7
No	189	106	76	7
Total Votes Cast	645	318	313	14

SAKALL, GREG

Vote For 1

	TOTAL	Polls	Early Provisional	S
Yes / Si	443	211	225	7
No	200	107	86	7
Total Votes Cast	643	318	311	14

WAGENER, JOAN L.

Vote For 1

	TOTAL	Polls	Early Provisional	S
Yes / Si	453	204	241	8
No	189	113	70	6
Total Votes Cast	642	317	311	14

JOHNSON, KELLIE L.

Vote For 1

	TOTAL	Polls	Early Provisional	S
Yes / Si	463	223	231	9
No	181	95	81	5
Total Votes Cast	644	318	312	14

Precinct 004

ORTIZ, KIMBERLY H.

Vote For 1

	TOTAL	Polls	Early Provisional	s
Yes / Si	479	222	247	10
No	168	98	66	4
Total Votes Cast	647	320	313	14

MCDONALD, SCOTT DAVID

Vote For 1

	TOTAL	Polls	Early Provisional	s
Yes / Si	432	203	222	7
No	208	112	89	7
Total Votes Cast	640	315	311	14

ABRAMS, LISA ILKA

Vote For 1

	TOTAL	Polls	Early Provisional	s
Yes / Si	467	216	242	9
No	178	105	68	5
Total Votes Cast	645	321	310	14

Governing Board - Baboquivari School District No. 40

Vote For 2

	TOTAL	Polls	Early Provisional	s
GREASEWOOD, ELLA M.	248	119	126	3
MIGUEL, JESSICA	436	203	227	6
STEVENS, ANNAMARIE	471	214	249	8
Write-In Totals	14	6	7	1
Not Assigned	14	6	7	1
Total Votes Cast	1,169	542	609	18

Board of Governors - Pima Community College Dist. 3

Vote For 1

	TOTAL	Polls	Early Provisional	s
GARCIA, MARIA DE LA LUZ	311	142	163	6
RANDALL, KRISTEN	361	189	166	6
Write-In Totals	7	1	5	1
Not Assigned	7	1	5	1
Total Votes Cast	679	332	334	13

PROPOSITION 133

Vote For 1

	TOTAL	Polls	Early Provisional	s
Yes / Si	257	135	116	6
No	406	195	203	8
Total Votes Cast	663	330	319	14

Precinct 004

PROPOSITION 134

Vote For 1

	TOTAL	Polls	Early Provisional	S
Yes / Si	198	118	76	4
No	479	221	248	10
Total Votes Cast	677	339	324	14

PROPOSITION 135

Vote For 1

	TOTAL	Polls	Early Provisional	S
Yes / Si	206	122	81	3
No	461	211	240	10
Total Votes Cast	667	333	321	13

PROPOSITION 136

Vote For 1

	TOTAL	Polls	Early Provisional	S
Yes / Si	194	109	78	7
No	478	226	245	7
Total Votes Cast	672	335	323	14

PROPOSITION 137

Vote For 1

	TOTAL	Polls	Early Provisional	S
Yes / Si	214	123	88	3
No	435	200	225	10
Total Votes Cast	649	323	313	13

PROPOSITION 138

Vote For 1

	TOTAL	Polls	Early Provisional	S
Yes / Si	137	87	44	6
No	537	248	281	8
Total Votes Cast	674	335	325	14

PROPOSITION 139

Vote For 1

	TOTAL	Polls	Early Provisional	S
Yes / Si	549	258	278	13
No	154	87	65	2
Total Votes Cast	703	345	343	15

Precinct 004

PROPOSITION 140

Vote For 1

	TOTAL	Polls	Early Provisional	S
Yes / Si	350	175	166	9
No	340	165	169	6
Total Votes Cast	690	340	335	15

PROPOSITION 311

Vote For 1

	TOTAL	Polls	Early Provisional	S
Yes / Si	412	212	187	13
No	282	130	150	2
Total Votes Cast	694	342	337	15

PROPOSITION 312

Vote For 1

	TOTAL	Polls	Early Provisional	S
Yes / Si	316	175	131	10
No	368	164	200	4
Total Votes Cast	684	339	331	14

PROPOSITION 313

Vote For 1

	TOTAL	Polls	Early Provisional	S
Yes / Si	374	198	165	11
No	296	133	162	1
Total Votes Cast	670	331	327	12

PROPOSITION 314

Vote For 1

	TOTAL	Polls	Early Provisional	S
Yes / Si	280	140	132	8
No	392	191	197	4
Total Votes Cast	672	331	329	12

PROPOSITION 315

Vote For 1

	TOTAL	Polls	Early Provisional	S
Yes / Si	186	104	75	7
No	464	222	237	5
Total Votes Cast	650	326	312	12

Summary Results Report
 General Election
 November 5, 2024

OFFICIAL RESULTS
 Summary of Votes Cast
 County of Pima

Precinct 005

Statistics	TOTAL	Polls	Early Provisionals	
Registered Voters - Total	4,929			
Ballots Cast - Total	3,624	946	2,656	22
Ballots Cast - Blank	76	44	31	1
Voter Turnout - Total	73.52%			

Presidential Electors

Vote For 1	TOTAL	Polls	Early Provisionals	
HARRIS, KAMALA D.	1,028	142	881	5
TRUMP, DONALD J.	2,521	793	1,712	16
OLIVER, CHASE	25	7	18	0
STEIN, JILL	16	1	15	0
Write-In Totals	7	0	6	1
Write-In: Ayyadurai / Ellis	0	0	0	0
Write-In: Boddie / Stoneham	0	0	0	0
Write-In: De la Cruz / Garcia	0	0	0	0
Write-In: Shelton / Serra	0	0	0	0
Write-In: Skousen / Combs	0	0	0	0
Not Assigned	7	0	6	1
Total Votes Cast	3,597	943	2,632	22

U.S. Senator

Vote For 1	TOTAL	Polls	Early Provisionals	
GALLEGO, RUBEN	1,119	164	949	6
LAKE, KARI	2,270	725	1,531	14
QUINTANA, EDUARDO	130	25	104	1
Write-In Totals	10	4	6	0
Write-In: Williams, Sarah	0	0	0	0
Write-In: Beckett, Christopher	0	0	0	0
Write-In: Sanders, Steven Cavin	0	0	0	0
Write-In: Bozic, David	0	0	0	0
Write-In: Petty, Shawn	0	0	0	0
Write-In: Rodriguez, Benjamin	0	0	0	0
Write-In: Prosser, Jannie "Jannie"	0	0	0	0
Not Assigned	10	4	6	0
Total Votes Cast	3,529	918	2,590	21

U.S. Representative in Congress District 7

Vote For 1	TOTAL	Polls	Early Provisionals	
GRIJALVA, RAÚL M.	1,029	151	873	5
BUTIEREZ SR., DANIEL FRANCIS	2,444	745	1,686	13
Write-In Totals	6	1	5	0
Not Assigned	6	1	5	0
Total Votes Cast	3,479	897	2,564	18

Precinct 005

State Senator District 16

Vote For 1

	TOTAL	Polls	Early Provisional	s
SEAMAN, STACEY	1,013	145	863	5
SHOPE JR., THOMAS "T.J."	2,438	750	1,679	9
Write-In Totals	7	2	5	0
Not Assigned	7	2	5	0
Total Votes Cast	3,458	897	2,547	14

State Representative Dist. 16

Vote For 2

	TOTAL	Polls	Early Provisional	s
SEAMAN, KEITH	1,023	141	879	3
LOPEZ, CHRIS	2,085	601	1,476	8
MARTINEZ, TERESA	1,923	529	1,388	6
Write-In Totals	24	4	20	0
Not Assigned	24	4	20	0
Total Votes Cast	5,055	1,275	3,763	17

Corporation Commissioner

Vote For 3

	TOTAL	Polls	Early Provisional	s
AGUILAR, YLENIA	880	108	768	4
HILL, JONATHON	905	111	788	6
POLACHECK, JOSHUA	813	92	717	4
LOPEZ, RENE	1,881	507	1,366	8
MARQUEZ PETERSON, LEA	1,847	498	1,342	7
WALDEN, RACHEL	2,117	613	1,492	12
CEASE, MIKE	161	48	112	1
LUXENBERG, NINA	147	30	117	0
Write-In Totals	9	3	6	0
Write-In: Bertone, Frank	0	0	0	0
Not Assigned	9	3	6	0
Total Votes Cast	8,760	2,010	6,708	42

Board of Supervisors District 3

Vote For 1

	TOTAL	Polls	Early Provisional	s
ALLEN, JENNIFER "JEN"	956	137	815	4
WITTENBRAKER, JANET "JL"	2,314	711	1,589	14
BAH, IMAN-UTOPIA LAYJOU	140	30	108	2
Write-In Totals	4	3	1	0
Not Assigned	4	3	1	0
Total Votes Cast	3,414	881	2,513	20

Summary Results Report
 General Election
 November 5, 2024

OFFICIAL RESULTS
 Summary of Votes Cast
 County of Pima

Precinct 005

County Assessor

Vote For 1

	TOTAL	Polls	Early Provisional	S
DROUBIE, SUZANNE	1,871	416	1,443	12
Write-In Totals	231	74	157	0
Not Assigned	231	74	157	0
Total Votes Cast	2,102	490	1,600	12

County Attorney

Vote For 1

	TOTAL	Polls	Early Provisional	S
CONOVER, LAURA	1,301	229	1,067	5
DRUAN, HOWARD	1,165	357	797	11
Write-In Totals	113	35	78	0
Not Assigned	113	35	78	0
Total Votes Cast	2,579	621	1,942	16

County Recorder

Vote For 1

	TOTAL	Polls	Early Provisional	S
CÁZARES-KELLY, GABRIELLA	1,086	160	922	4
CAMPBELL-GONZALEZ, DOMINIC	2,266	700	1,551	15
Write-In Totals	4	2	2	0
Not Assigned	4	2	2	0
Total Votes Cast	3,356	862	2,475	19

County Sheriff

Vote For 1

	TOTAL	Polls	Early Provisional	S
NANOS, CHRIS	969	160	803	6
LAPPIN, HEATHER	2,488	725	1,748	15
Write-In Totals	6	2	4	0
Write-In: Di Genova, Trista	1	0	1	0
Not Assigned	5	2	3	0
Total Votes Cast	3,463	887	2,555	21

County Superintendent of Schools

Vote For 1

	TOTAL	Polls	Early Provisional	S
WILLIAMS, DUSTIN	1,811	398	1,401	12
Write-In Totals	210	66	144	0
Not Assigned	210	66	144	0
Total Votes Cast	2,021	464	1,545	12

Precinct 005

County Treasurer

Vote For 1

	TOTAL	Polls	Early Provisional	S
JOHNSON, BRIAN	968	140	823	5
ACKERLEY, CHRIS	2,415	726	1,673	16
Write-In Totals	3	1	2	0
Not Assigned	3	1	2	0
Total Votes Cast	3,386	867	2,498	21

Justice of the Peace Precinct 10

Vote For 1

	TOTAL	Polls	Early Provisional	S
FORMAN, ROBERT J.	2,841	797	2,031	13
Write-In Totals	51	9	42	0
Not Assigned	51	9	42	0
Total Votes Cast	2,892	806	2,073	13

Constable Precinct 10

Vote For 1

	TOTAL	Polls	Early Provisional	S
CAMMARANO, JOHN	2,831	788	2,031	12
Write-In Totals	49	8	41	0
Not Assigned	49	8	41	0
Total Votes Cast	2,880	796	2,072	12

KING, KATHRYN H.

Vote For 1

	TOTAL	Polls	Early Provisional	S
Yes / Si	1,859	466	1,380	13
No	959	230	724	5
Total Votes Cast	2,818	696	2,104	18

BOLICK, CLINT

Vote For 1

	TOTAL	Polls	Early Provisional	S
Yes / Si	1,761	456	1,292	13
No	1,018	225	788	5
Total Votes Cast	2,779	681	2,080	18

ECKERSTROM, PETER J.

Vote For 1

	TOTAL	Polls	Early Provisional	S
Yes / Si	1,753	415	1,330	8
No	905	255	640	10
Total Votes Cast	2,658	670	1,970	18

Precinct 005

STARING, CHRISTOPHER P.

Vote For 1		TOTAL	Polls	Early Provisional	S
Yes / Si	1,805	426	1,364	15	
No	839	231	605	3	
Total Votes Cast	2,644	657	1,969	18	

GRIFFIN, BRENDEN J.

Vote For 1		TOTAL	Polls	Early Provisional	S
Yes / Si	1,774	429	1,336	9	
No	848	223	621	4	
Total Votes Cast	2,622	652	1,957	13	

LEE, KENNETH

Vote For 1		TOTAL	Polls	Early Provisional	S
Yes / Si	1,751	397	1,343	11	
No	856	247	606	3	
Total Votes Cast	2,607	644	1,949	14	

BRYSON, KYLE A.

Vote For 1		TOTAL	Polls	Early Provisional	S
Yes / Si	1,784	415	1,359	10	
No	814	230	580	4	
Total Votes Cast	2,598	645	1,939	14	

COHEN, GARY J.

Vote For 1		TOTAL	Polls	Early Provisional	S
Yes / Si	1,738	396	1,333	9	
No	850	243	602	5	
Total Votes Cast	2,588	639	1,935	14	

GORDON, RICHARD E.

Vote For 1		TOTAL	Polls	Early Provisional	S
Yes / Si	1,765	426	1,329	10	
No	817	219	595	3	
Total Votes Cast	2,582	645	1,924	13	

Precinct 005

BUTLER, MICHAEL J.

Vote For 1

	TOTAL	Polls	Early Provisional	S
Yes / Si	1,802	427	1,364	11
No	796	219	574	3
Total Votes Cast	2,598	646	1,938	14

YEHLING, WAYNE E.

Vote For 1

	TOTAL	Polls	Early Provisional	S
Yes / Si	1,728	399	1,320	9
No	863	245	613	5
Total Votes Cast	2,591	644	1,933	14

CONSTANT, DANIELLE J.K.

Vote For 1

	TOTAL	Polls	Early Provisional	S
Yes / Si	1,727	401	1,317	9
No	864	241	619	4
Total Votes Cast	2,591	642	1,936	13

METCALF, D. DOUGLAS

Vote For 1

	TOTAL	Polls	Early Provisional	S
Yes / Si	1,754	414	1,330	10
No	830	233	593	4
Total Votes Cast	2,584	647	1,923	14

MCGINLEY, CASEY F.

Vote For 1

	TOTAL	Polls	Early Provisional	S
Yes / Si	1,802	419	1,373	10
No	789	223	562	4
Total Votes Cast	2,591	642	1,935	14

SAKALL, GREG

Vote For 1

	TOTAL	Polls	Early Provisional	S
Yes / Si	1,759	410	1,338	11
No	836	229	604	3
Total Votes Cast	2,595	639	1,942	14

Precinct 005

WAGENER, JOAN L.

	TOTAL	Polls	Early Provisional	S
Vote For 1				
Yes / Si	1,781	415	1,356	10
No	815	228	583	4
Total Votes Cast	2,596	643	1,939	14

JOHNSON, KELLIE L.

	TOTAL	Polls	Early Provisional	S
Vote For 1				
Yes / Si	1,732	417	1,305	10
No	877	227	646	4
Total Votes Cast	2,609	644	1,951	14

ORTIZ, KIMBERLY H.

	TOTAL	Polls	Early Provisional	S
Vote For 1				
Yes / Si	1,809	426	1,373	10
No	798	221	573	4
Total Votes Cast	2,607	647	1,946	14

MCDONALD, SCOTT DAVID

	TOTAL	Polls	Early Provisional	S
Vote For 1				
Yes / Si	1,769	416	1,342	11
No	816	227	586	3
Total Votes Cast	2,585	643	1,928	14

ABRAMS, LISA ILKA

	TOTAL	Polls	Early Provisional	S
Vote For 1				
Yes / Si	1,788	415	1,362	11
No	808	229	576	3
Total Votes Cast	2,596	644	1,938	14

Governing Board - Marana Unified School District No. 6

	TOTAL	Polls	Early Provisional	S
Vote For 3				
ALEXANDER, ROY	1,465	341	1,119	5
HOLT, HUNTER D.	1,309	296	1,009	4
RAYMOND, CATHIE	1,373	289	1,079	5
ROBERTS, MIKAIL	947	235	709	3
WILLARD, DAVID	1,326	284	1,038	4
Write-In Totals	59	13	46	0
Not Assigned	59	13	46	0
Total Votes Cast	6,479	1,458	5,000	21

Precinct 005

Board of Governors - Pima Community College Dist. 3

Vote For 1

	TOTAL	Polls	Early Provisional	S
GARCIA, MARIA DE LA LUZ	854	194	653	7
RANDALL, KRISTEN	1,604	422	1,174	8
Write-In Totals	33	10	23	0
Not Assigned	33	10	23	0
Total Votes Cast	2,491	626	1,850	15

PROPOSITION 133

Vote For 1

	TOTAL	Polls	Early Provisional	S
Yes / Si	1,521	405	1,106	10
No	1,662	404	1,249	9
Total Votes Cast	3,183	809	2,355	19

PROPOSITION 134

Vote For 1

	TOTAL	Polls	Early Provisional	S
Yes / Si	1,514	413	1,095	6
No	1,670	393	1,264	13
Total Votes Cast	3,184	806	2,359	19

PROPOSITION 135

Vote For 1

	TOTAL	Polls	Early Provisional	S
Yes / Si	1,684	474	1,201	9
No	1,470	325	1,135	10
Total Votes Cast	3,154	799	2,336	19

PROPOSITION 136

Vote For 1

	TOTAL	Polls	Early Provisional	S
Yes / Si	1,335	404	921	10
No	1,762	378	1,375	9
Total Votes Cast	3,097	782	2,296	19

PROPOSITION 137

Vote For 1

	TOTAL	Polls	Early Provisional	S
Yes / Si	736	224	507	5
No	2,402	569	1,819	14
Total Votes Cast	3,138	793	2,326	19

Precinct 005

PROPOSITION 138

Vote For 1

	TOTAL	Polls	Early Provisional	S
Yes / Si	749	217	530	2
No	2,483	605	1,861	17
Total Votes Cast	3,232	822	2,391	19

PROPOSITION 139

Vote For 1

	TOTAL	Polls	Early Provisional	S
Yes / Si	1,835	368	1,457	10
No	1,609	513	1,085	11
Total Votes Cast	3,444	881	2,542	21

PROPOSITION 140

Vote For 1

	TOTAL	Polls	Early Provisional	S
Yes / Si	1,613	403	1,203	7
No	1,729	450	1,265	14
Total Votes Cast	3,342	853	2,468	21

PROPOSITION 311

Vote For 1

	TOTAL	Polls	Early Provisional	S
Yes / Si	2,486	651	1,820	15
No	879	203	670	6
Total Votes Cast	3,365	854	2,490	21

PROPOSITION 312

Vote For 1

	TOTAL	Polls	Early Provisional	S
Yes / Si	2,301	603	1,685	13
No	1,027	237	782	8
Total Votes Cast	3,328	840	2,467	21

PROPOSITION 313

Vote For 1

	TOTAL	Polls	Early Provisional	S
Yes / Si	2,517	667	1,835	15
No	771	167	600	4
Total Votes Cast	3,288	834	2,435	19

Precinct 005

PROPOSITION 314

Vote For 1

	TOTAL	Polls	Early Provisional	S
Yes / Sí	2,524	667	1,841	16
No	726	152	572	2
Total Votes Cast	3,250	819	2,413	18

PROPOSITION 315

Vote For 1

	TOTAL	Polls	Early Provisional	S
Yes / Sí	1,652	426	1,217	9
No	1,432	344	1,078	10
Total Votes Cast	3,084	770	2,295	19

PROPOSITION 411 - Marana Unified School District No. 6

Vote For 1

	TOTAL	Polls	Early Provisional	S
Budget Increase, Yes / Aumento al Presupuesto, Sí	1,564	405	1,151	8
Budget Increase, No / Aumento al Presupuesto, No	1,649	407	1,239	3
Total Votes Cast	3,213	812	2,390	11

Precinct 006

Statistics	TOTAL	Polls	Early Provisional	s
Registered Voters - Total	6,013			
Ballots Cast - Total	5,014	903	4,070	41
Ballots Cast - Blank	90	37	51	2
Voter Turnout - Total	83.39%			

Presidential Electors

Vote For 1	TOTAL	Polls	Early Provisional	s
HARRIS, KAMALA D.	2,063	198	1,856	9
TRUMP, DONALD J.	2,859	685	2,142	32
OLIVER, CHASE	31	3	28	0
STEIN, JILL	19	4	15	0
Write-In Totals	13	5	8	0
Write-In: Ayyadurai / Ellis	0	0	0	0
Write-In: Boddie / Stoneham	0	0	0	0
Write-In: De la Cruz / Garcia	0	0	0	0
Write-In: Shelton / Serra	0	0	0	0
Write-In: Skousen / Combs	0	0	0	0
Not Assigned	13	5	8	0
Total Votes Cast	4,985	895	4,049	41

U.S. Senator

Vote For 1	TOTAL	Polls	Early Provisional	s
GALLEGO, RUBEN	2,194	238	1,944	12
LAKE, KARI	2,588	618	1,943	27
QUINTANA, EDUARDO	102	22	80	0
Write-In Totals	7	0	7	0
Write-In: Williams, Sarah	0	0	0	0
Write-In: Beckett, Christopher	0	0	0	0
Write-In: Sanders, Steven Cavin	1	0	1	0
Write-In: Bozic, David	0	0	0	0
Write-In: Petty, Shawn	0	0	0	0
Write-In: Rodriguez, Benjamin	0	0	0	0
Write-In: Prosser, Jannie "Jannie"	0	0	0	0
Not Assigned	6	0	6	0
Total Votes Cast	4,891	878	3,974	39

Summary Results Report
 General Election
 November 5, 2024

OFFICIAL RESULTS
 Summary of Votes Cast
 County of Pima

Precinct 006

U.S. Representative in Congress District 6

Vote For 1

	TOTAL	Polls	Early Provisional	S
ENGEL, KIRSTEN	1,941	183	1,752	6
CISCOMANI, JUAN	2,797	669	2,098	30
EASTWOOD, ATHENA	106	27	78	1
Write-In Totals	4	0	4	0
Write-In: Pozzolo, Luis	2	0	2	0
Not Assigned	2	0	2	0
Total Votes Cast	4,848	879	3,932	37

State Senator District 17

Vote For 1

	TOTAL	Polls	Early Provisional	S
MCLEAN, JOHN	2,093	215	1,873	5
LEACH, VENDEN "VINCE"	2,688	637	2,024	27
Write-In Totals	13	2	10	1
Not Assigned	13	2	10	1
Total Votes Cast	4,794	854	3,907	33

State Representative Dist. 17

Vote For 2

	TOTAL	Polls	Early Provisional	S
VOLK, KEVIN	2,070	205	1,859	6
JONES, RACHEL	2,510	521	1,966	23
MCGARR, CORY	2,144	464	1,661	19
Write-In Totals	21	2	19	0
Not Assigned	21	2	19	0
Total Votes Cast	6,745	1,192	5,505	48

Corporation Commissioner

Vote For 3

	TOTAL	Polls	Early Provisional	S
AGUILAR, YLENIA	1,780	169	1,602	9
HILL, JONATHON	1,684	141	1,537	6
POLACHECK, JOSHUA	1,581	129	1,446	6
LOPEZ, RENE	2,298	461	1,820	17
MARQUEZ PETERSON, LEA	2,242	438	1,784	20
WALDEN, RACHEL	2,375	500	1,852	23
CEASE, MIKE	126	31	95	0
LUXENBERG, NINA	159	28	131	0
Write-In Totals	9	0	9	0
Write-In: Bertone, Frank	0	0	0	0
Not Assigned	9	0	9	0
Total Votes Cast	12,254	1,897	10,276	81

Precinct 006

Board of Supervisors District 3

Vote For 1

	TOTAL	Polls	Early Provisional	s
ALLEN, JENNIFER "JEN"	1,811	165	1,637	9
WITTENBRAKER, JANET "JL"	2,679	613	2,040	26
BAH, IMAN-UTOPIA LAYJOU	194	42	152	0
Write-In Totals	5	1	4	0
Not Assigned	5	1	4	0
Total Votes Cast	4,689	821	3,833	35

County Assessor

Vote For 1

	TOTAL	Polls	Early Provisional	s
DROUBIE, SUZANNE	3,000	457	2,526	17
Write-In Totals	214	50	161	3
Not Assigned	214	50	161	3
Total Votes Cast	3,214	507	2,687	20

County Attorney

Vote For 1

	TOTAL	Polls	Early Provisional	s
CONOVER, LAURA	2,338	285	2,039	14
DRUAN, HOWARD	1,186	276	898	12
Write-In Totals	113	22	90	1
Not Assigned	113	22	90	1
Total Votes Cast	3,637	583	3,027	27

County Recorder

Vote For 1

	TOTAL	Polls	Early Provisional	s
CÁZARES-KELLY, GABRIELLA	2,028	193	1,824	11
CAMPBELL-GONZALEZ, DOMINIC	2,577	614	1,937	26
Write-In Totals	9	1	8	0
Not Assigned	9	1	8	0
Total Votes Cast	4,614	808	3,769	37

County Sheriff

Vote For 1

	TOTAL	Polls	Early Provisional	s
NANOS, CHRIS	1,667	171	1,487	9
LAPPIN, HEATHER	3,068	672	2,366	30
Write-In Totals	6	2	4	0
Write-In: Di Genova, Trista	0	0	0	0
Not Assigned	6	2	4	0
Total Votes Cast	4,741	845	3,857	39

Precinct 006

County Superintendent of Schools

Vote For 1

	TOTAL	Polls	Early Provisional	S
WILLIAMS, DUSTIN	2,943	443	2,481	19
Write-In Totals	181	38	140	3
Not Assigned	181	38	140	3
Total Votes Cast	3,124	481	2,621	22

County Treasurer

Vote For 1

	TOTAL	Polls	Early Provisional	S
JOHNSON, BRIAN	1,802	173	1,620	9
ACKERLEY, CHRIS	2,850	639	2,182	29
Write-In Totals	4	0	4	0
Not Assigned	4	0	4	0
Total Votes Cast	4,656	812	3,806	38

Justice of the Peace Precinct 10

Vote For 1

	TOTAL	Polls	Early Provisional	S
FORMAN, ROBERT J.	3,566	725	2,813	28
Write-In Totals	88	9	79	0
Not Assigned	88	9	79	0
Total Votes Cast	3,654	734	2,892	28

Constable Precinct 10

Vote For 1

	TOTAL	Polls	Early Provisional	S
CAMMARANO, JOHN	3,586	727	2,829	30
Write-In Totals	84	8	76	0
Not Assigned	84	8	76	0
Total Votes Cast	3,670	735	2,905	30

KING, KATHRYN H.

Vote For 1

	TOTAL	Polls	Early Provisional	S
Yes / Si	2,412	442	1,947	23
No	1,448	198	1,243	7
Total Votes Cast	3,860	640	3,190	30

BOLICK, CLINT

Vote For 1

	TOTAL	Polls	Early Provisional	S
Yes / Si	2,302	430	1,851	21
No	1,519	201	1,308	10
Total Votes Cast	3,821	631	3,159	31

Precinct 006

ECKERSTROM, PETER J.

Vote For 1

	TOTAL	Polls	Early Provisional	S
Yes / Si	2,602	426	2,158	18
No	936	169	756	11
Total Votes Cast	3,538	595	2,914	29

STARING, CHRISTOPHER P.

Vote For 1

	TOTAL	Polls	Early Provisional	S
Yes / Si	2,639	429	2,191	19
No	894	167	717	10
Total Votes Cast	3,533	596	2,908	29

GRIFFIN, BRENDEN J.

Vote For 1

	TOTAL	Polls	Early Provisional	S
Yes / Si	2,586	425	2,141	20
No	864	153	704	7
Total Votes Cast	3,450	578	2,845	27

LEE, KENNETH

Vote For 1

	TOTAL	Polls	Early Provisional	S
Yes / Si	2,566	428	2,120	18
No	876	144	723	9
Total Votes Cast	3,442	572	2,843	27

BRYSON, KYLE A.

Vote For 1

	TOTAL	Polls	Early Provisional	S
Yes / Si	2,616	418	2,180	18
No	832	155	669	8
Total Votes Cast	3,448	573	2,849	26

COHEN, GARY J.

Vote For 1

	TOTAL	Polls	Early Provisional	S
Yes / Si	2,570	408	2,143	19
No	860	162	690	8
Total Votes Cast	3,430	570	2,833	27

Precinct 006

GORDON, RICHARD E.

Vote For 1

	TOTAL	Polls	Early Provisional	S
Yes / Si	2,594	418	2,155	21
No	837	151	680	6
Total Votes Cast	3,431	569	2,835	27

BUTLER, MICHAEL J.

Vote For 1

	TOTAL	Polls	Early Provisional	S
Yes / Si	2,597	419	2,159	19
No	839	150	681	8
Total Votes Cast	3,436	569	2,840	27

YEHLING, WAYNE E.

Vote For 1

	TOTAL	Polls	Early Provisional	S
Yes / Si	2,531	400	2,113	18
No	892	166	718	8
Total Votes Cast	3,423	566	2,831	26

CONSTANT, DANIELLE J.K.

Vote For 1

	TOTAL	Polls	Early Provisional	S
Yes / Si	2,499	407	2,073	19
No	928	163	757	8
Total Votes Cast	3,427	570	2,830	27

METCALF, D. DOUGLAS

Vote For 1

	TOTAL	Polls	Early Provisional	S
Yes / Si	2,596	416	2,161	19
No	844	155	681	8
Total Votes Cast	3,440	571	2,842	27

MCGINLEY, CASEY F.

Vote For 1

	TOTAL	Polls	Early Provisional	S
Yes / Si	2,615	414	2,182	19
No	814	153	653	8
Total Votes Cast	3,429	567	2,835	27

Precinct 006

SAKALL, GREG

Vote For 1

	TOTAL	Polls	Early Provisional	S
Yes / Si	2,572	413	2,140	19
No	864	161	695	8
Total Votes Cast	3,436	574	2,835	27

WAGENER, JOAN L.

Vote For 1

	TOTAL	Polls	Early Provisional	S
Yes / Si	2,559	412	2,130	17
No	863	157	696	10
Total Votes Cast	3,422	569	2,826	27

JOHNSON, KELLIE L.

Vote For 1

	TOTAL	Polls	Early Provisional	S
Yes / Si	2,380	413	1,947	20
No	1,090	161	922	7
Total Votes Cast	3,470	574	2,869	27

ORTIZ, KIMBERLY H.

Vote For 1

	TOTAL	Polls	Early Provisional	S
Yes / Si	2,600	411	2,170	19
No	839	158	673	8
Total Votes Cast	3,439	569	2,843	27

MCDONALD, SCOTT DAVID

Vote For 1

	TOTAL	Polls	Early Provisional	S
Yes / Si	2,540	423	2,097	20
No	878	148	723	7
Total Votes Cast	3,418	571	2,820	27

ABRAMS, LISA ILKA

Vote For 1

	TOTAL	Polls	Early Provisional	S
Yes / Si	2,593	408	2,165	20
No	848	165	676	7
Total Votes Cast	3,441	573	2,841	27

Precinct 006

Governing Board - Marana Unified School District No. 6

	TOTAL	Polls	Early Provisional	s
ALEXANDER, ROY	1,973	318	1,640	15
HOLT, HUNTER D.	2,065	315	1,743	7
RAYMOND, CATHIE	1,927	274	1,640	13
ROBERTS, MIKAIL	1,756	299	1,444	13
WILLARD, DAVID	1,860	292	1,558	10
Write-In Totals	59	9	47	3
Not Assigned	59	9	47	3
Total Votes Cast	9,640	1,507	8,072	61

Board of Governors - Pima Community College Dist. 3

	TOTAL	Polls	Early Provisional	s
GARCIA, MARIA DE LA LUZ	1,135	190	938	7
RANDALL, KRISTEN	2,205	404	1,785	16
Write-In Totals	47	9	38	0
Not Assigned	47	9	38	0
Total Votes Cast	3,387	603	2,761	23

PROPOSITION 133

	TOTAL	Polls	Early Provisional	s
Yes / Si	1,894	374	1,501	19
No	2,533	392	2,123	18
Total Votes Cast	4,427	766	3,624	37

PROPOSITION 134

	TOTAL	Polls	Early Provisional	s
Yes / Si	1,957	421	1,517	19
No	2,479	341	2,122	16
Total Votes Cast	4,436	762	3,639	35

PROPOSITION 135

	TOTAL	Polls	Early Provisional	s
Yes / Si	2,190	452	1,712	26
No	2,208	306	1,893	9
Total Votes Cast	4,398	758	3,605	35

Precinct 006

PROPOSITION 136

Vote For 1				
	TOTAL	Polls	Early Provisional	S
Yes / Si	1,686	365	1,304	17
No	2,643	369	2,255	19
Total Votes Cast	4,329	734	3,559	36

PROPOSITION 137

Vote For 1				
	TOTAL	Polls	Early Provisional	S
Yes / Si	976	227	736	13
No	3,387	514	2,852	21
Total Votes Cast	4,363	741	3,588	34

PROPOSITION 138

Vote For 1				
	TOTAL	Polls	Early Provisional	S
Yes / Si	1,046	201	829	16
No	3,512	595	2,897	20
Total Votes Cast	4,558	796	3,726	36

PROPOSITION 139

Vote For 1				
	TOTAL	Polls	Early Provisional	S
Yes / Si	2,839	388	2,427	24
No	1,967	458	1,495	14
Total Votes Cast	4,806	846	3,922	38

PROPOSITION 140

Vote For 1				
	TOTAL	Polls	Early Provisional	S
Yes / Si	2,207	371	1,818	18
No	2,429	413	1,998	18
Total Votes Cast	4,636	784	3,816	36

PROPOSITION 311

Vote For 1				
	TOTAL	Polls	Early Provisional	S
Yes / Si	3,410	644	2,731	35
No	1,301	171	1,127	3
Total Votes Cast	4,711	815	3,858	38

Precinct 006

PROPOSITION 312

Vote For 1				
	TOTAL	Polls	Early Provisional	S
Yes / Sí	3,037	601	2,404	32
No	1,586	191	1,390	5
Total Votes Cast	4,623	792	3,794	37

PROPOSITION 313

Vote For 1				
	TOTAL	Polls	Early Provisional	S
Yes / Sí	3,265	640	2,591	34
No	1,323	168	1,151	4
Total Votes Cast	4,588	808	3,742	38

PROPOSITION 314

Vote For 1				
	TOTAL	Polls	Early Provisional	S
Yes / Sí	3,137	618	2,491	28
No	1,413	170	1,236	7
Total Votes Cast	4,550	788	3,727	35

PROPOSITION 315

Vote For 1				
	TOTAL	Polls	Early Provisional	S
Yes / Sí	2,162	426	1,716	20
No	2,157	314	1,827	16
Total Votes Cast	4,319	740	3,543	36

PROPOSITION 411 - Marana Unified School District No. 6

Vote For 1				
	TOTAL	Polls	Early Provisional	S
Budget Increase, Yes / Aumento al Presupuesto, Sí	2,651	473	2,156	22
Budget Increase, No / Aumento al Presupuesto, No	1,874	313	1,552	9
Total Votes Cast	4,525	786	3,708	31

Summary Results Report
 General Election
 November 5, 2024

OFFICIAL RESULTS
 Summary of Votes Cast
 County of Pima

Precinct 007

Statistics	TOTAL	Polls	Early Provisional	s
Registered Voters - Total	103			
Ballots Cast - Total	67	20	47	0
Ballots Cast - Blank	2	2	0	0
Voter Turnout - Total	65.05%			

Presidential Electors

Vote For 1	TOTAL	Polls	Early Provisional	s
HARRIS, KAMALA D.	26	5	21	0
TRUMP, DONALD J.	40	15	25	0
OLIVER, CHASE	0	0	0	0
STEIN, JILL	1	0	1	0
Write-In Totals	0	0	0	0
Write-In: Ayyadurai / Ellis	0	0	0	0
Write-In: Boddie / Stoneham	0	0	0	0
Write-In: De la Cruz / Garcia	0	0	0	0
Write-In: Shelton / Serra	0	0	0	0
Write-In: Skousen / Combs	0	0	0	0
Not Assigned	0	0	0	0
Total Votes Cast	67	20	47	0

U.S. Senator

Vote For 1	TOTAL	Polls	Early Provisional	s
GALLEGO, RUBEN	26	3	23	0
LAKE, KARI	38	16	22	0
QUINTANA, EDUARDO	2	0	2	0
Write-In Totals	0	0	0	0
Write-In: Williams, Sarah	0	0	0	0
Write-In: Beckett, Christopher	0	0	0	0
Write-In: Sanders, Steven Cavin	0	0	0	0
Write-In: Bozic, David	0	0	0	0
Write-In: Petty, Shawn	0	0	0	0
Write-In: Rodriguez, Benjamin	0	0	0	0
Write-In: Prosser, Jannie "Jannie"	0	0	0	0
Not Assigned	0	0	0	0
Total Votes Cast	66	19	47	0

U.S. Representative in Congress District 7

Vote For 1	TOTAL	Polls	Early Provisional	s
GRIJALVA, RAÚL M.	22	4	18	0
BUTIEREZ SR., DANIEL FRANCIS	41	14	27	0
Write-In Totals	0	0	0	0
Not Assigned	0	0	0	0
Total Votes Cast	63	18	45	0

Precinct 007

State Senator District 21

Vote For 1

	TOTAL	Polls	Early Provisional	S
GABALDÓN, ROSANNA	32	10	22	0
Write-In Totals	8	2	6	0
Not Assigned	8	2	6	0
Total Votes Cast	40	12	28	0

State Representative Dist. 21

Vote For 2

	TOTAL	Polls	Early Provisional	S
HERNANDEZ, CONSUELO	21	3	18	0
STAHL HAMILTON, STEPHANIE	19	3	16	0
KIBBEY, CHRISTOPHER	41	16	25	0
Write-In Totals	3	0	3	0
Not Assigned	3	0	3	0
Total Votes Cast	84	22	62	0

Corporation Commissioner

Vote For 3

	TOTAL	Polls	Early Provisional	S
AGUILAR, YLENIA	17	1	16	0
HILL, JONATHON	21	4	17	0
POLACHECK, JOSHUA	15	0	15	0
LOPEZ, RENE	31	9	22	0
MARQUEZ PETERSON, LEA	26	7	19	0
WALDEN, RACHEL	31	8	23	0
CEASE, MIKE	5	3	2	0
LUXENBERG, NINA	5	1	4	0
Write-In Totals	0	0	0	0
Write-In: Bertone, Frank	0	0	0	0
Not Assigned	0	0	0	0
Total Votes Cast	151	33	118	0

Board of Supervisors District 3

Vote For 1

	TOTAL	Polls	Early Provisional	S
ALLEN, JENNIFER "JEN"	23	2	21	0
WITTENBRAKER, JANET "JL"	39	16	23	0
BAH, IMAN-UTOPIA LAYJOU	2	2	0	0
Write-In Totals	1	0	1	0
Not Assigned	1	0	1	0
Total Votes Cast	65	20	45	0

Precinct 007

County Assessor

Vote For 1

	TOTAL	Polls	Early Provisional	S
DROUBIE, SUZANNE	34	10	24	0
Write-In Totals	7	2	5	0
Not Assigned	7	2	5	0
Total Votes Cast	41	12	29	0

County Attorney

Vote For 1

	TOTAL	Polls	Early Provisional	S
CONOVER, LAURA	29	7	22	0
DRUAN, HOWARD	14	7	7	0
Write-In Totals	4	1	3	0
Not Assigned	4	1	3	0
Total Votes Cast	47	15	32	0

County Recorder

Vote For 1

	TOTAL	Polls	Early Provisional	S
CÁZARES-KELLY, GABRIELLA	24	4	20	0
CAMPBELL-GONZALEZ, DOMINIC	39	16	23	0
Write-In Totals	0	0	0	0
Not Assigned	0	0	0	0
Total Votes Cast	63	20	43	0

County Sheriff

Vote For 1

	TOTAL	Polls	Early Provisional	S
NANOS, CHRIS	20	2	18	0
LAPPIN, HEATHER	45	18	27	0
Write-In Totals	0	0	0	0
Write-In: Di Genova, Trista	0	0	0	0
Not Assigned	0	0	0	0
Total Votes Cast	65	20	45	0

County Superintendent of Schools

Vote For 1

	TOTAL	Polls	Early Provisional	S
WILLIAMS, DUSTIN	35	10	25	0
Write-In Totals	8	3	5	0
Not Assigned	8	3	5	0
Total Votes Cast	43	13	30	0

Precinct 007

County Treasurer

Vote For 1

	TOTAL	Polls	Early Provisional	S
JOHNSON, BRIAN	23	4	19	0
ACKERLEY, CHRIS	43	16	27	0
Write-In Totals	0	0	0	0
Not Assigned	0	0	0	0
Total Votes Cast	66	20	46	0

Justice of the Peace Precinct 4

Vote For 1

	TOTAL	Polls	Early Provisional	S
PESQUIERA, CHARLENE	36	11	25	0
Write-In Totals	6	1	5	0
Not Assigned	6	1	5	0
Total Votes Cast	42	12	30	0

Constable Precinct 4

Vote For 1

	TOTAL	Polls	Early Provisional	S
ETHRIDGE-NIELSEN, TRACY	35	11	24	0
Write-In Totals	7	2	5	0
Not Assigned	7	2	5	0
Total Votes Cast	42	13	29	0

KING, KATHRYN H.

Vote For 1

	TOTAL	Polls	Early Provisional	S
Yes / Si	30	12	18	0
No	17	5	12	0
Total Votes Cast	47	17	30	0

BOLICK, CLINT

Vote For 1

	TOTAL	Polls	Early Provisional	S
Yes / Si	29	11	18	0
No	18	6	12	0
Total Votes Cast	47	17	30	0

ECKERSTROM, PETER J.

Vote For 1

	TOTAL	Polls	Early Provisional	S
Yes / Si	26	10	16	0
No	18	7	11	0
Total Votes Cast	44	17	27	0

Precinct 007

STARING, CHRISTOPHER P.

Vote For 1

	TOTAL	Polls	Early Provisional	S
Yes / Si	29	10	19	0
No	15	7	8	0
Total Votes Cast	44	17	27	0

GRIFFIN, BRENDEN J.

Vote For 1

	TOTAL	Polls	Early Provisional	S
Yes / Si	27	9	18	0
No	18	7	11	0
Total Votes Cast	45	16	29	0

LEE, KENNETH

Vote For 1

	TOTAL	Polls	Early Provisional	S
Yes / Si	29	10	19	0
No	16	6	10	0
Total Votes Cast	45	16	29	0

BRYSON, KYLE A.

Vote For 1

	TOTAL	Polls	Early Provisional	S
Yes / Si	26	10	16	0
No	19	6	13	0
Total Votes Cast	45	16	29	0

COHEN, GARY J.

Vote For 1

	TOTAL	Polls	Early Provisional	S
Yes / Si	25	8	17	0
No	20	8	12	0
Total Votes Cast	45	16	29	0

GORDON, RICHARD E.

Vote For 1

	TOTAL	Polls	Early Provisional	S
Yes / Si	26	9	17	0
No	19	7	12	0
Total Votes Cast	45	16	29	0

Precinct 007

BUTLER, MICHAEL J.

Vote For 1

	TOTAL	Polls	Early Provisional	S
Yes / Si	26	9	17	0
No	19	7	12	0
Total Votes Cast	45	16	29	0

YEHLING, WAYNE E.

Vote For 1

	TOTAL	Polls	Early Provisional	S
Yes / Si	22	7	15	0
No	21	8	13	0
Total Votes Cast	43	15	28	0

CONSTANT, DANIELLE J.K.

Vote For 1

	TOTAL	Polls	Early Provisional	S
Yes / Si	24	9	15	0
No	21	7	14	0
Total Votes Cast	45	16	29	0

METCALF, D. DOUGLAS

Vote For 1

	TOTAL	Polls	Early Provisional	S
Yes / Si	27	10	17	0
No	18	6	12	0
Total Votes Cast	45	16	29	0

MCGINLEY, CASEY F.

Vote For 1

	TOTAL	Polls	Early Provisional	S
Yes / Si	22	8	14	0
No	22	8	14	0
Total Votes Cast	44	16	28	0

SAKALL, GREG

Vote For 1

	TOTAL	Polls	Early Provisional	S
Yes / Si	27	9	18	0
No	19	7	12	0
Total Votes Cast	46	16	30	0

Precinct 007

WAGENER, JOAN L.

Vote For 1

	TOTAL	Polls	Early Provisional	S
Yes / Si	23	8	15	0
No	22	8	14	0
Total Votes Cast	45	16	29	0

JOHNSON, KELLIE L.

Vote For 1

	TOTAL	Polls	Early Provisional	S
Yes / Si	22	9	13	0
No	23	7	16	0
Total Votes Cast	45	16	29	0

ORTIZ, KIMBERLY H.

Vote For 1

	TOTAL	Polls	Early Provisional	S
Yes / Si	25	9	16	0
No	20	7	13	0
Total Votes Cast	45	16	29	0

MCDONALD, SCOTT DAVID

Vote For 1

	TOTAL	Polls	Early Provisional	S
Yes / Si	27	9	18	0
No	18	7	11	0
Total Votes Cast	45	16	29	0

ABRAMS, LISA ILKA

Vote For 1

	TOTAL	Polls	Early Provisional	S
Yes / Si	23	8	15	0
No	22	8	14	0
Total Votes Cast	45	16	29	0

Board of Governors - Pima Community College Dist. 3

Vote For 1

	TOTAL	Polls	Early Provisional	S
GARCIA, MARIA DE LA LUZ	21	7	14	0
RANDALL, KRISTEN	23	8	15	0
Write-In Totals	3	0	3	0
Not Assigned	3	0	3	0
Total Votes Cast	47	15	32	0

Precinct 007

PROPOSITION 133

Vote For 1

	TOTAL	Polls	Early Provisional	S
Yes / Si	26	9	17	0
No	32	8	24	0
Total Votes Cast	58	17	41	0

PROPOSITION 134

Vote For 1

	TOTAL	Polls	Early Provisional	S
Yes / Si	20	8	12	0
No	40	9	31	0
Total Votes Cast	60	17	43	0

PROPOSITION 135

Vote For 1

	TOTAL	Polls	Early Provisional	S
Yes / Si	26	8	18	0
No	33	7	26	0
Total Votes Cast	59	15	44	0

PROPOSITION 136

Vote For 1

	TOTAL	Polls	Early Provisional	S
Yes / Si	22	7	15	0
No	36	9	27	0
Total Votes Cast	58	16	42	0

PROPOSITION 137

Vote For 1

	TOTAL	Polls	Early Provisional	S
Yes / Si	9	5	4	0
No	50	12	38	0
Total Votes Cast	59	17	42	0

PROPOSITION 138

Vote For 1

	TOTAL	Polls	Early Provisional	S
Yes / Si	14	4	10	0
No	46	12	34	0
Total Votes Cast	60	16	44	0

Precinct 007

PROPOSITION 139

Vote For 1

	TOTAL	Polls	Early Provisional	S
Yes / Si	36	8	28	0
No	28	10	18	0
Total Votes Cast	64	18	46	0

PROPOSITION 140

Vote For 1

	TOTAL	Polls	Early Provisional	S
Yes / Si	36	12	24	0
No	26	6	20	0
Total Votes Cast	62	18	44	0

PROPOSITION 311

Vote For 1

	TOTAL	Polls	Early Provisional	S
Yes / Si	44	14	30	0
No	18	4	14	0
Total Votes Cast	62	18	44	0

PROPOSITION 312

Vote For 1

	TOTAL	Polls	Early Provisional	S
Yes / Si	37	11	26	0
No	25	7	18	0
Total Votes Cast	62	18	44	0

PROPOSITION 313

Vote For 1

	TOTAL	Polls	Early Provisional	S
Yes / Si	36	11	25	0
No	24	6	18	0
Total Votes Cast	60	17	43	0

PROPOSITION 314

Vote For 1

	TOTAL	Polls	Early Provisional	S
Yes / Si	39	13	26	0
No	22	4	18	0
Total Votes Cast	61	17	44	0

Precinct 007

PROPOSITION 315

Vote For 1

	TOTAL	Polls	Early Provisional	S
Yes / Si	34	11	23	0
No	27	6	21	0
Total Votes Cast	61	17	44	0

Summary Results Report
 General Election
 November 5, 2024

OFFICIAL RESULTS
 Summary of Votes Cast
 County of Pima

Precinct 008

Statistics	TOTAL	Polls	Early Provisional	s
Registered Voters - Total	590			
Ballots Cast - Total	475	103	367	5
Ballots Cast - Blank	7	4	3	0
Voter Turnout - Total	80.51%			

Presidential Electors

Vote For 1	TOTAL	Polls	Early Provisional	s
HARRIS, KAMALA D.	238	37	198	3
TRUMP, DONALD J.	215	59	154	2
OLIVER, CHASE	9	2	7	0
STEIN, JILL	7	1	6	0
Write-In Totals	1	0	1	0
Write-In: Ayyadurai / Ellis	0	0	0	0
Write-In: Boddie / Stoneham	0	0	0	0
Write-In: De la Cruz / Garcia	0	0	0	0
Write-In: Shelton / Serra	0	0	0	0
Write-In: Skousen / Combs	0	0	0	0
Not Assigned	1	0	1	0
Total Votes Cast	470	99	366	5

U.S. Senator

Vote For 1	TOTAL	Polls	Early Provisional	s
GALLEGO, RUBEN	242	40	199	3
LAKE, KARI	201	54	145	2
QUINTANA, EDUARDO	25	7	18	0
Write-In Totals	0	0	0	0
Write-In: Williams, Sarah	0	0	0	0
Write-In: Beckett, Christopher	0	0	0	0
Write-In: Sanders, Steven Cavin	0	0	0	0
Write-In: Bozic, David	0	0	0	0
Write-In: Petty, Shawn	0	0	0	0
Write-In: Rodriguez, Benjamin	0	0	0	0
Write-In: Prosser, Jannie "Jannie"	0	0	0	0
Not Assigned	0	0	0	0
Total Votes Cast	468	101	362	5

U.S. Representative in Congress District 7

Vote For 1	TOTAL	Polls	Early Provisional	s
GRIJALVA, RAÚL M.	238	36	199	3
BUTIEREZ SR., DANIEL FRANCIS	220	62	156	2
Write-In Totals	0	0	0	0
Not Assigned	0	0	0	0
Total Votes Cast	458	98	355	5

Precinct 008

State Senator District 21

Vote For 1

	TOTAL	Polls	Early Provisional	s
GABALDÓN, ROSANNA	289	47	240	2
Write-In Totals	24	9	15	0
Not Assigned	24	9	15	0
Total Votes Cast	313	56	255	2

State Representative Dist. 21

Vote For 2

	TOTAL	Polls	Early Provisional	s
HERNANDEZ, CONSUELO	202	24	177	1
STAHL HAMILTON, STEPHANIE	208	28	179	1
KIBBEY, CHRISTOPHER	212	57	154	1
Write-In Totals	2	0	2	0
Not Assigned	2	0	2	0
Total Votes Cast	624	109	512	3

Corporation Commissioner

Vote For 3

	TOTAL	Polls	Early Provisional	s
AGUILAR, YLENIA	210	32	176	2
HILL, JONATHON	198	25	171	2
POLACHECK, JOSHUA	195	23	170	2
LOPEZ, RENE	162	36	125	1
MARQUEZ PETERSON, LEA	170	33	136	1
WALDEN, RACHEL	191	48	142	1
CEASE, MIKE	29	8	21	0
LUXENBERG, NINA	26	8	17	1
Write-In Totals	0	0	0	0
Write-In: Bertone, Frank	0	0	0	0
Not Assigned	0	0	0	0
Total Votes Cast	1,181	213	958	10

Board of Supervisors District 3

Vote For 1

	TOTAL	Polls	Early Provisional	s
ALLEN, JENNIFER "JEN"	224	35	186	3
WITTENBRAKER, JANET "JL"	207	52	154	1
BAH, IMAN-UTOPIA LAYJOU	21	8	13	0
Write-In Totals	0	0	0	0
Not Assigned	0	0	0	0
Total Votes Cast	452	95	353	4

Precinct 008

County Assessor

Vote For 1

	TOTAL	Polls	Early Provisional	S
DROUBIE, SUZANNE	286	48	235	3
Write-In Totals	18	7	11	0
Not Assigned	18	7	11	0
Total Votes Cast	304	55	246	3

County Attorney

Vote For 1

	TOTAL	Polls	Early Provisional	S
CONOVER, LAURA	237	36	199	2
DRUAN, HOWARD	114	31	81	2
Write-In Totals	15	3	12	0
Not Assigned	15	3	12	0
Total Votes Cast	366	70	292	4

County Recorder

Vote For 1

	TOTAL	Polls	Early Provisional	S
CÁZARES-KELLY, GABRIELLA	232	37	192	3
CAMPBELL-GONZALEZ, DOMINIC	205	53	151	1
Write-In Totals	2	0	2	0
Not Assigned	2	0	2	0
Total Votes Cast	439	90	345	4

County Sheriff

Vote For 1

	TOTAL	Polls	Early Provisional	S
NANOS, CHRIS	212	34	175	3
LAPPIN, HEATHER	241	62	178	1
Write-In Totals	1	0	1	0
Write-In: Di Genova, Trista	0	0	0	0
Not Assigned	1	0	1	0
Total Votes Cast	454	96	354	4

County Superintendent of Schools

Vote For 1

	TOTAL	Polls	Early Provisional	S
WILLIAMS, DUSTIN	286	48	235	3
Write-In Totals	19	8	11	0
Not Assigned	19	8	11	0
Total Votes Cast	305	56	246	3

Precinct 008

County Treasurer

Vote For 1

	TOTAL	Polls	Early Provisional	S
JOHNSON, BRIAN	223	36	184	3
ACKERLEY, CHRIS	226	56	169	1
Write-In Totals	0	0	0	0
Not Assigned	0	0	0	0
Total Votes Cast	449	92	353	4

Constable Precinct 7

Vote For 1

	TOTAL	Polls	Early Provisional	S
SCHENEK JR., THOMAS	304	74	229	1
Write-In Totals	12	3	9	0
Not Assigned	12	3	9	0
Total Votes Cast	316	77	238	1

KING, KATHRYN H.

Vote For 1

	TOTAL	Polls	Early Provisional	S
Yes / Si	188	42	145	1
No	168	25	142	1
Total Votes Cast	356	67	287	2

BOLICK, CLINT

Vote For 1

	TOTAL	Polls	Early Provisional	S
Yes / Si	179	38	140	1
No	172	26	145	1
Total Votes Cast	351	64	285	2

ECKERSTROM, PETER J.

Vote For 1

	TOTAL	Polls	Early Provisional	S
Yes / Si	221	43	177	1
No	105	20	84	1
Total Votes Cast	326	63	261	2

STARING, CHRISTOPHER P.

Vote For 1

	TOTAL	Polls	Early Provisional	S
Yes / Si	199	42	156	1
No	122	22	99	1
Total Votes Cast	321	64	255	2

Precinct 008

GRIFFIN, BRENDEN J.

Vote For 1

	TOTAL	Polls	Early Provisional	S
Yes / Si	187	36	150	1
No	112	19	92	1
Total Votes Cast	299	55	242	2

LEE, KENNETH

Vote For 1

	TOTAL	Polls	Early Provisional	S
Yes / Si	190	35	154	1
No	108	20	87	1
Total Votes Cast	298	55	241	2

BRYSON, KYLE A.

Vote For 1

	TOTAL	Polls	Early Provisional	S
Yes / Si	197	31	165	1
No	103	23	79	1
Total Votes Cast	300	54	244	2

COHEN, GARY J.

Vote For 1

	TOTAL	Polls	Early Provisional	S
Yes / Si	194	32	161	1
No	100	20	79	1
Total Votes Cast	294	52	240	2

GORDON, RICHARD E.

Vote For 1

	TOTAL	Polls	Early Provisional	S
Yes / Si	193	33	159	1
No	107	22	84	1
Total Votes Cast	300	55	243	2

BUTLER, MICHAEL J.

Vote For 1

	TOTAL	Polls	Early Provisional	S
Yes / Si	198	35	162	1
No	99	19	79	1
Total Votes Cast	297	54	241	2

Precinct 008

YEHLING, WAYNE E.

Vote For 1

	TOTAL	Polls	Early Provisional	S
Yes / Si	194	34	159	1
No	102	19	82	1
Total Votes Cast	296	53	241	2

CONSTANT, DANIELLE J.K.

Vote For 1

	TOTAL	Polls	Early Provisional	S
Yes / Si	183	33	149	1
No	113	21	91	1
Total Votes Cast	296	54	240	2

METCALF, D. DOUGLAS

Vote For 1

	TOTAL	Polls	Early Provisional	S
Yes / Si	194	37	156	1
No	103	19	83	1
Total Votes Cast	297	56	239	2

MCGINLEY, CASEY F.

Vote For 1

	TOTAL	Polls	Early Provisional	S
Yes / Si	197	36	160	1
No	102	19	82	1
Total Votes Cast	299	55	242	2

SAKALL, GREG

Vote For 1

	TOTAL	Polls	Early Provisional	S
Yes / Si	197	34	162	1
No	103	21	81	1
Total Votes Cast	300	55	243	2

WAGENER, JOAN L.

Vote For 1

	TOTAL	Polls	Early Provisional	S
Yes / Si	185	33	151	1
No	112	22	89	1
Total Votes Cast	297	55	240	2

Precinct 008

JOHNSON, KELLIE L.

Vote For 1

	TOTAL	Polls	Early Provisional	S
Yes / Si	180	36	143	1
No	128	21	106	1
Total Votes Cast	308	57	249	2

ORTIZ, KIMBERLY H.

Vote For 1

	TOTAL	Polls	Early Provisional	S
Yes / Si	198	34	163	1
No	102	21	80	1
Total Votes Cast	300	55	243	2

MCDONALD, SCOTT DAVID

Vote For 1

	TOTAL	Polls	Early Provisional	S
Yes / Si	197	35	161	1
No	101	20	80	1
Total Votes Cast	298	55	241	2

ABRAMS, LISA ILKA

Vote For 1

	TOTAL	Polls	Early Provisional	S
Yes / Si	200	35	164	1
No	101	21	79	1
Total Votes Cast	301	56	243	2

Governing Board - Sahuarita Unified School District No. 30

Vote For 3

	TOTAL	Polls	Early Provisional	S
BRUNO, ANTHONY "TONY" ROCCO	214	43	169	2
FETTIG, DEBBIE	75	15	60	0
PETERSMARCK, AMY	119	21	98	0
REIS, DENISE	140	22	118	0
ZANIN, KATHRYN	129	22	107	0
Write-In Totals	7	1	6	0
Not Assigned	7	1	6	0
Total Votes Cast	684	124	558	2

Precinct 008

Board of Governors - Pima Community College Dist. 3

Vote For 1

	TOTAL	Polls	Early Provisional	S
GARCIA, MARIA DE LA LUZ	115	24	90	1
RANDALL, KRISTEN	222	42	179	1
Write-In Totals	4	0	4	0
Not Assigned	4	0	4	0
Total Votes Cast	341	66	273	2

PROPOSITION 133

Vote For 1

	TOTAL	Polls	Early Provisional	S
Yes / Si	155	33	120	2
No	266	56	208	2
Total Votes Cast	421	89	328	4

PROPOSITION 134

Vote For 1

	TOTAL	Polls	Early Provisional	S
Yes / Si	148	35	111	2
No	281	55	224	2
Total Votes Cast	429	90	335	4

PROPOSITION 135

Vote For 1

	TOTAL	Polls	Early Provisional	S
Yes / Si	194	43	148	3
No	225	46	178	1
Total Votes Cast	419	89	326	4

PROPOSITION 136

Vote For 1

	TOTAL	Polls	Early Provisional	S
Yes / Si	143	32	108	3
No	278	56	221	1
Total Votes Cast	421	88	329	4

PROPOSITION 137

Vote For 1

	TOTAL	Polls	Early Provisional	S
Yes / Si	70	15	54	1
No	346	73	270	3
Total Votes Cast	416	88	324	4

Precinct 008

PROPOSITION 138

Vote For 1

	TOTAL	Polls	Early Provisional	S
Yes / Si	60	12	48	0
No	368	78	286	4
Total Votes Cast	428	90	334	4

PROPOSITION 139

Vote For 1

	TOTAL	Polls	Early Provisional	S
Yes / Si	313	58	252	3
No	143	38	103	2
Total Votes Cast	456	96	355	5

PROPOSITION 140

Vote For 1

	TOTAL	Polls	Early Provisional	S
Yes / Si	224	46	174	4
No	222	46	175	1
Total Votes Cast	446	92	349	5

PROPOSITION 311

Vote For 1

	TOTAL	Polls	Early Provisional	S
Yes / Si	269	65	200	4
No	178	27	150	1
Total Votes Cast	447	92	350	5

PROPOSITION 312

Vote For 1

	TOTAL	Polls	Early Provisional	S
Yes / Si	255	59	193	3
No	196	35	159	2
Total Votes Cast	451	94	352	5

PROPOSITION 313

Vote For 1

	TOTAL	Polls	Early Provisional	S
Yes / Si	220	56	161	3
No	207	34	172	1
Total Votes Cast	427	90	333	4

Precinct 008

PROPOSITION 314

Vote For 1

	TOTAL	Polls	Early Provisional	S
Yes / Si	258	62	194	2
No	172	29	141	2
Total Votes Cast	430	91	335	4

PROPOSITION 315

Vote For 1

	TOTAL	Polls	Early Provisional	S
Yes / Si	184	34	147	3
No	231	52	178	1
Total Votes Cast	415	86	325	4

Precinct 009

Statistics	TOTAL	Polls	Early Provisional	s
Registered Voters - Total	2,757			
Ballots Cast - Total	2,316	255	2,049	12
Ballots Cast - Blank	37	8	29	0
Voter Turnout - Total	84.00%			

Presidential Electors

Vote For 1	TOTAL	Polls	Early Provisional	s
HARRIS, KAMALA D.	1,357	95	1,259	3
TRUMP, DONALD J.	915	152	754	9
OLIVER, CHASE	13	1	12	0
STEIN, JILL	16	3	13	0
Write-In Totals	5	2	3	0
Write-In: Ayyadurai / Ellis	0	0	0	0
Write-In: Boddie / Stoneham	0	0	0	0
Write-In: De la Cruz / Garcia	0	0	0	0
Write-In: Shelton / Serra	0	0	0	0
Write-In: Skousen / Combs	0	0	0	0
Not Assigned	5	2	3	0
Total Votes Cast	2,306	253	2,041	12

U.S. Senator

Vote For 1	TOTAL	Polls	Early Provisional	s
GALLEGO, RUBEN	1,389	109	1,275	5
LAKE, KARI	816	131	679	6
QUINTANA, EDUARDO	54	9	45	0
Write-In Totals	0	0	0	0
Write-In: Williams, Sarah	0	0	0	0
Write-In: Beckett, Christopher	0	0	0	0
Write-In: Sanders, Steven Cavin	0	0	0	0
Write-In: Bozic, David	0	0	0	0
Write-In: Petty, Shawn	0	0	0	0
Write-In: Rodriguez, Benjamin	0	0	0	0
Write-In: Prosser, Jannie "Jannie"	0	0	0	0
Not Assigned	0	0	0	0
Total Votes Cast	2,259	249	1,999	11

Precinct 009

U.S. Representative in Congress District 6

Vote For 1

	TOTAL	Polls	Early Provisional	s
ENGEL, KIRSTEN	1,280	94	1,183	3
CISCOMANI, JUAN	893	144	741	8
EASTWOOD, ATHENA	66	10	56	0
Write-In Totals	5	0	5	0
Write-In: Pozzolo, Luis	1	0	1	0
Not Assigned	4	0	4	0
Total Votes Cast	2,244	248	1,985	11

State Senator District 18

Vote For 1

	TOTAL	Polls	Early Provisional	s
SUNDARESHAN, PRIYA	1,497	133	1,358	6
Write-In Totals	66	17	48	1
Not Assigned	66	17	48	1
Total Votes Cast	1,563	150	1,406	7

State Representative Dist. 18

Vote For 2

	TOTAL	Polls	Early Provisional	s
GUTIERREZ, NANCY	1,248	86	1,157	5
MATHIS, CHRIS	1,100	68	1,032	0
ROSENBLUM, LEONARD "LEN"	916	146	763	7
Write-In Totals	9	0	9	0
Not Assigned	9	0	9	0
Total Votes Cast	3,273	300	2,961	12

Corporation Commissioner

Vote For 3

	TOTAL	Polls	Early Provisional	s
AGUILAR, YLENIA	1,178	74	1,101	3
HILL, JONATHON	1,132	61	1,071	0
POLACHECK, JOSHUA	1,125	70	1,054	1
LOPEZ, RENE	742	111	626	5
MARQUEZ PETERSON, LEA	746	95	647	4
WALDEN, RACHEL	801	109	687	5
CEASE, MIKE	91	18	73	0
LUXENBERG, NINA	79	12	67	0
Write-In Totals	4	1	3	0
Write-In: Bertone, Frank	0	0	0	0
Not Assigned	4	1	3	0
Total Votes Cast	5,898	551	5,329	18

Precinct 009

Board of Supervisors District 4

Vote For 1

	TOTAL	Polls	Early Provisional	S
BECHTOL, VANESSA	1,240	93	1,144	3
CHRISTY, STEPHEN W. "STEVE"	960	142	811	7
Write-In Totals	2	1	1	0
Not Assigned	2	1	1	0
Total Votes Cast	2,202	236	1,956	10

County Assessor

Vote For 1

	TOTAL	Polls	Early Provisional	S
DROUBIE, SUZANNE	1,531	145	1,380	6
Write-In Totals	46	11	34	1
Not Assigned	46	11	34	1
Total Votes Cast	1,577	156	1,414	7

County Attorney

Vote For 1

	TOTAL	Polls	Early Provisional	S
CONOVER, LAURA	1,361	112	1,245	4
DRUAN, HOWARD	376	72	302	2
Write-In Totals	38	8	29	1
Not Assigned	38	8	29	1
Total Votes Cast	1,775	192	1,576	7

County Recorder

Vote For 1

	TOTAL	Polls	Early Provisional	S
CÁZARES-KELLY, GABRIELLA	1,308	93	1,212	3
CAMPBELL-GONZALEZ, DOMINIC	848	136	707	5
Write-In Totals	2	1	1	0
Not Assigned	2	1	1	0
Total Votes Cast	2,158	230	1,920	8

County Sheriff

Vote For 1

	TOTAL	Polls	Early Provisional	S
NANOS, CHRIS	1,149	91	1,055	3
LAPPIN, HEATHER	1,039	148	886	5
Write-In Totals	4	0	4	0
Write-In: Di Genova, Trista	0	0	0	0
Not Assigned	4	0	4	0
Total Votes Cast	2,192	239	1,945	8

Precinct 009

County Superintendent of Schools

Vote For 1

	TOTAL	Polls	Early Provisional	S
WILLIAMS, DUSTIN	1,513	142	1,364	7
Write-In Totals	49	11	37	1
Not Assigned	49	11	37	1
Total Votes Cast	1,562	153	1,401	8

County Treasurer

Vote For 1

	TOTAL	Polls	Early Provisional	S
JOHNSON, BRIAN	1,199	85	1,111	3
ACKERLEY, CHRIS	972	151	816	5
Write-In Totals	4	1	2	1
Not Assigned	4	1	2	1
Total Votes Cast	2,175	237	1,929	9

Constable Precinct 1

Vote For 1

	TOTAL	Polls	Early Provisional	S
ROOSEVELT, MARK	1,270	94	1,172	4
ROWLAND, DANIEL	873	135	734	4
Write-In Totals	3	1	1	1
Not Assigned	3	1	1	1
Total Votes Cast	2,146	230	1,907	9

KING, KATHRYN H.

Vote For 1

	TOTAL	Polls	Early Provisional	S
Yes / Si	938	121	814	3
No	902	72	830	0
Total Votes Cast	1,840	193	1,644	3

BOLICK, CLINT

Vote For 1

	TOTAL	Polls	Early Provisional	S
Yes / Si	915	118	795	2
No	913	70	842	1
Total Votes Cast	1,828	188	1,637	3

ECKERSTROM, PETER J.

Vote For 1

	TOTAL	Polls	Early Provisional	S
Yes / Si	1,280	113	1,165	2
No	384	60	322	2
Total Votes Cast	1,664	173	1,487	4

Precinct 009

STARING, CHRISTOPHER P.

Vote For 1

	TOTAL	Polls	Early Provisional	S
Yes / Si	1,244	122	1,119	3
No	422	52	369	1
Total Votes Cast	1,666	174	1,488	4

GRIFFIN, BRENDEN J.

Vote For 1

	TOTAL	Polls	Early Provisional	S
Yes / Si	1,209	119	1,087	3
No	402	52	348	2
Total Votes Cast	1,611	171	1,435	5

LEE, KENNETH

Vote For 1

	TOTAL	Polls	Early Provisional	S
Yes / Si	1,212	103	1,105	4
No	403	62	341	0
Total Votes Cast	1,615	165	1,446	4

BRYSON, KYLE A.

Vote For 1

	TOTAL	Polls	Early Provisional	S
Yes / Si	1,253	109	1,140	4
No	355	57	297	1
Total Votes Cast	1,608	166	1,437	5

COHEN, GARY J.

Vote For 1

	TOTAL	Polls	Early Provisional	S
Yes / Si	1,242	113	1,125	4
No	365	55	309	1
Total Votes Cast	1,607	168	1,434	5

GORDON, RICHARD E.

Vote For 1

	TOTAL	Polls	Early Provisional	S
Yes / Si	1,229	111	1,115	3
No	381	56	323	2
Total Votes Cast	1,610	167	1,438	5

Precinct 009

BUTLER, MICHAEL J.

Vote For 1

	TOTAL	Polls	Early Provisional	S
Yes / Si	1,258	112	1,142	4
No	358	53	304	1
Total Votes Cast	1,616	165	1,446	5

YEHLING, WAYNE E.

Vote For 1

	TOTAL	Polls	Early Provisional	S
Yes / Si	1,220	111	1,105	4
No	386	57	328	1
Total Votes Cast	1,606	168	1,433	5

CONSTANT, DANIELLE J.K.

Vote For 1

	TOTAL	Polls	Early Provisional	S
Yes / Si	1,202	114	1,084	4
No	402	50	351	1
Total Votes Cast	1,604	164	1,435	5

METCALF, D. DOUGLAS

Vote For 1

	TOTAL	Polls	Early Provisional	S
Yes / Si	1,227	111	1,113	3
No	377	58	317	2
Total Votes Cast	1,604	169	1,430	5

MCGINLEY, CASEY F.

Vote For 1

	TOTAL	Polls	Early Provisional	S
Yes / Si	1,249	110	1,135	4
No	362	57	304	1
Total Votes Cast	1,611	167	1,439	5

SAKALL, GREG

Vote For 1

	TOTAL	Polls	Early Provisional	S
Yes / Si	1,231	117	1,110	4
No	390	52	337	1
Total Votes Cast	1,621	169	1,447	5

Precinct 009

WAGENER, JOAN L.

Vote For 1

	TOTAL	Polls	Early Provisional	S
Yes / Si	1,244	110	1,129	5
No	375	58	317	0
Total Votes Cast	1,619	168	1,446	5

JOHNSON, KELLIE L.

Vote For 1

	TOTAL	Polls	Early Provisional	S
Yes / Si	1,058	107	948	3
No	571	59	510	2
Total Votes Cast	1,629	166	1,458	5

ORTIZ, KIMBERLY H.

Vote For 1

	TOTAL	Polls	Early Provisional	S
Yes / Si	1,255	111	1,141	3
No	360	54	304	2
Total Votes Cast	1,615	165	1,445	5

MCDONALD, SCOTT DAVID

Vote For 1

	TOTAL	Polls	Early Provisional	S
Yes / Si	1,215	120	1,091	4
No	399	51	347	1
Total Votes Cast	1,614	171	1,438	5

ABRAMS, LISA ILKA

Vote For 1

	TOTAL	Polls	Early Provisional	S
Yes / Si	1,259	115	1,140	4
No	361	53	307	1
Total Votes Cast	1,620	168	1,447	5

Governing Board - Tucson Unified School District (TUSD) No. 1

Vote For 3

	TOTAL	Polls	Early Provisional	S
ACOSTA RUIZ, PILAR	754	76	677	1
FLORES, ESTEBAN	587	71	513	3
LUNA ROSE, NATALIE	1,083	85	996	2
SHAH, RAVI	775	51	722	2
SHAW, SADIE	872	70	801	1
Write-In Totals	22	9	13	0
Not Assigned	22	9	13	0
Total Votes Cast	4,093	362	3,722	9

Precinct 009

PROPOSITION 133

Vote For 1				
	TOTAL	Polls	Early Provisional	S
Yes / Si	726	99	622	5
No	1,344	124	1,216	4
Total Votes Cast	2,070	223	1,838	9

PROPOSITION 134

Vote For 1				
	TOTAL	Polls	Early Provisional	S
Yes / Si	668	96	569	3
No	1,406	128	1,272	6
Total Votes Cast	2,074	224	1,841	9

PROPOSITION 135

Vote For 1				
	TOTAL	Polls	Early Provisional	S
Yes / Si	807	116	685	6
No	1,240	106	1,131	3
Total Votes Cast	2,047	222	1,816	9

PROPOSITION 136

Vote For 1				
	TOTAL	Polls	Early Provisional	S
Yes / Si	615	91	520	4
No	1,407	123	1,279	5
Total Votes Cast	2,022	214	1,799	9

PROPOSITION 137

Vote For 1				
	TOTAL	Polls	Early Provisional	S
Yes / Si	376	50	322	4
No	1,671	170	1,496	5
Total Votes Cast	2,047	220	1,818	9

PROPOSITION 138

Vote For 1				
	TOTAL	Polls	Early Provisional	S
Yes / Si	378	45	332	1
No	1,729	186	1,534	9
Total Votes Cast	2,107	231	1,866	10

Precinct 009

PROPOSITION 139

Vote For 1

	TOTAL	Polls	Early Provisional	s
Yes / Si	1,570	146	1,415	9
No	644	96	545	3
Total Votes Cast	2,214	242	1,960	12

PROPOSITION 140

Vote For 1

	TOTAL	Polls	Early Provisional	s
Yes / Si	893	110	778	5
No	1,269	122	1,141	6
Total Votes Cast	2,162	232	1,919	11

PROPOSITION 311

Vote For 1

	TOTAL	Polls	Early Provisional	s
Yes / Si	1,252	161	1,083	8
No	920	79	838	3
Total Votes Cast	2,172	240	1,921	11

PROPOSITION 312

Vote For 1

	TOTAL	Polls	Early Provisional	s
Yes / Si	1,132	144	981	7
No	1,021	89	929	3
Total Votes Cast	2,153	233	1,910	10

PROPOSITION 313

Vote For 1

	TOTAL	Polls	Early Provisional	s
Yes / Si	1,156	160	988	8
No	952	70	879	3
Total Votes Cast	2,108	230	1,867	11

PROPOSITION 314

Vote For 1

	TOTAL	Polls	Early Provisional	s
Yes / Si	1,110	163	940	7
No	992	63	926	3
Total Votes Cast	2,102	226	1,866	10

Precinct 009

PROPOSITION 315

Vote For 1

	TOTAL	Polls	Early Provisional	S
Yes / Si	789	105	679	5
No	1,245	110	1,131	4
Total Votes Cast	2,034	215	1,810	9

Precinct 010

Statistics	TOTAL	Polls	Early Provisional	s
Registered Voters - Total	2,144			
Ballots Cast - Total	1,899	191	1,704	4
Ballots Cast - Blank	26	4	22	0
Voter Turnout - Total	88.57%			

Presidential Electors

Vote For 1	TOTAL	Polls	Early Provisional	s
HARRIS, KAMALA D.	1,027	70	955	2
TRUMP, DONALD J.	839	116	721	2
OLIVER, CHASE	6	1	5	0
STEIN, JILL	8	0	8	0
Write-In Totals	6	1	5	0
Write-In: Ayyadurai / Ellis	0	0	0	0
Write-In: Boddie / Stoneham	0	0	0	0
Write-In: De la Cruz / Garcia	0	0	0	0
Write-In: Shelton / Serra	0	0	0	0
Write-In: Skousen / Combs	0	0	0	0
Not Assigned	6	1	5	0
Total Votes Cast	1,886	188	1,694	4

U.S. Senator

Vote For 1	TOTAL	Polls	Early Provisional	s
GALLEGO, RUBEN	1,030	67	962	1
LAKE, KARI	784	117	666	1
QUINTANA, EDUARDO	47	3	42	2
Write-In Totals	3	0	3	0
Write-In: Williams, Sarah	0	0	0	0
Write-In: Beckett, Christopher	0	0	0	0
Write-In: Sanders, Steven Cavin	0	0	0	0
Write-In: Bozic, David	0	0	0	0
Write-In: Petty, Shawn	0	0	0	0
Write-In: Rodriguez, Benjamin	0	0	0	0
Write-In: Prosser, Jannie "Jannie"	0	0	0	0
Not Assigned	3	0	3	0
Total Votes Cast	1,864	187	1,673	4

Summary Results Report
 General Election
 November 5, 2024

OFFICIAL RESULTS
 Summary of Votes Cast
 County of Pima

Precinct 010

U.S. Representative in Congress District 6

Vote For 1

	TOTAL	Polls	Early Provisional	S
ENGEL, KIRSTEN	982	66	914	2
CISCOMANI, JUAN	818	117	700	1
EASTWOOD, ATHENA	45	3	41	1
Write-In Totals	2	0	2	0
Write-In: Pozzolo, Luis	0	0	0	0
Not Assigned	2	0	2	0
Total Votes Cast	1,847	186	1,657	4

State Senator District 19

Vote For 1

	TOTAL	Polls	Early Provisional	S
KARP, BOB	975	63	910	2
GOWAN, DAVID	847	122	723	2
Write-In Totals	3	0	3	0
Not Assigned	3	0	3	0
Total Votes Cast	1,825	185	1,636	4

State Representative Dist. 19

Vote For 2

	TOTAL	Polls	Early Provisional	S
FROSTROM JR., GREGG	963	63	899	1
DIAZ, LUPE	696	90	603	3
GRIFFIN, GAIL	708	89	618	1
Write-In Totals	4	0	4	0
Not Assigned	4	0	4	0
Total Votes Cast	2,371	242	2,124	5

Corporation Commissioner

Vote For 3

	TOTAL	Polls	Early Provisional	S
AGUILAR, YLENIA	890	44	845	1
HILL, JONATHON	876	45	829	2
POLACHECK, JOSHUA	862	43	817	2
LOPEZ, RENE	718	95	621	2
MARQUEZ PETERSON, LEA	683	84	598	1
WALDEN, RACHEL	764	109	654	1
CEASE, MIKE	68	9	58	1
LUXENBERG, NINA	51	10	41	0
Write-In Totals	0	0	0	0
Write-In: Bertone, Frank	0	0	0	0
Not Assigned	0	0	0	0
Total Votes Cast	4,912	439	4,463	10

Precinct 010

Board of Supervisors District 4

Vote For 1

	TOTAL	Polls	Early Provisional	S
BECHTOL, VANESSA	936	59	875	2
CHRISTY, STEPHEN W. "STEVE"	888	120	766	2
Write-In Totals	0	0	0	0
Not Assigned	0	0	0	0
Total Votes Cast	1,824	179	1,641	4

County Assessor

Vote For 1

	TOTAL	Polls	Early Provisional	S
DROUBIE, SUZANNE	1,219	106	1,110	3
Write-In Totals	51	7	44	0
Not Assigned	51	7	44	0
Total Votes Cast	1,270	113	1,154	3

County Attorney

Vote For 1

	TOTAL	Polls	Early Provisional	S
CONOVER, LAURA	1,061	85	974	2
DRUAN, HOWARD	354	48	304	2
Write-In Totals	30	2	28	0
Not Assigned	30	2	28	0
Total Votes Cast	1,445	135	1,306	4

County Recorder

Vote For 1

	TOTAL	Polls	Early Provisional	S
CÁZARES-KELLY, GABRIELLA	978	65	911	2
CAMPBELL-GONZALEZ, DOMINIC	802	112	688	2
Write-In Totals	0	0	0	0
Not Assigned	0	0	0	0
Total Votes Cast	1,780	177	1,599	4

County Sheriff

Vote For 1

	TOTAL	Polls	Early Provisional	S
NANOS, CHRIS	934	65	868	1
LAPPIN, HEATHER	882	120	759	3
Write-In Totals	3	0	3	0
Write-In: Di Genova, Trista	0	0	0	0
Not Assigned	3	0	3	0
Total Votes Cast	1,819	185	1,630	4

Precinct 010

County Superintendent of Schools

Vote For 1

	TOTAL	Polls	Early Provisional	S
WILLIAMS, DUSTIN	1,203	103	1,096	4
Write-In Totals	47	7	40	0
Not Assigned	47	7	40	0
Total Votes Cast	1,250	110	1,136	4

County Treasurer

Vote For 1

	TOTAL	Polls	Early Provisional	S
JOHNSON, BRIAN	931	55	874	2
ACKERLEY, CHRIS	880	123	755	2
Write-In Totals	0	0	0	0
Not Assigned	0	0	0	0
Total Votes Cast	1,811	178	1,629	4

Constable Precinct 7

Vote For 1

	TOTAL	Polls	Early Provisional	S
SCHENEK JR., THOMAS	1,172	140	1,028	4
Write-In Totals	35	4	31	0
Not Assigned	35	4	31	0
Total Votes Cast	1,207	144	1,059	4

KING, KATHRYN H.

Vote For 1

	TOTAL	Polls	Early Provisional	S
Yes / Si	836	104	730	2
No	659	38	619	2
Total Votes Cast	1,495	142	1,349	4

BOLICK, CLINT

Vote For 1

	TOTAL	Polls	Early Provisional	S
Yes / Si	802	93	707	2
No	667	42	623	2
Total Votes Cast	1,469	135	1,330	4

ECKERSTROM, PETER J.

Vote For 1

	TOTAL	Polls	Early Provisional	S
Yes / Si	1,016	89	925	2
No	326	39	286	1
Total Votes Cast	1,342	128	1,211	3

Precinct 010

STARING, CHRISTOPHER P.

Vote For 1

	TOTAL	Polls	Early Provisional	S
Yes / Si	991	93	896	2
No	348	38	309	1
Total Votes Cast	1,339	131	1,205	3

GRIFFIN, BRENDEN J.

Vote For 1

	TOTAL	Polls	Early Provisional	S
Yes / Si	960	94	864	2
No	344	33	310	1
Total Votes Cast	1,304	127	1,174	3

LEE, KENNETH

Vote For 1

	TOTAL	Polls	Early Provisional	S
Yes / Si	976	93	881	2
No	332	34	297	1
Total Votes Cast	1,308	127	1,178	3

BRYSON, KYLE A.

Vote For 1

	TOTAL	Polls	Early Provisional	S
Yes / Si	997	93	902	2
No	313	34	278	1
Total Votes Cast	1,310	127	1,180	3

COHEN, GARY J.

Vote For 1

	TOTAL	Polls	Early Provisional	S
Yes / Si	981	89	890	2
No	317	33	283	1
Total Votes Cast	1,298	122	1,173	3

GORDON, RICHARD E.

Vote For 1

	TOTAL	Polls	Early Provisional	S
Yes / Si	984	89	893	2
No	323	35	287	1
Total Votes Cast	1,307	124	1,180	3

Precinct 010

BUTLER, MICHAEL J.

Vote For 1

	TOTAL	Polls	Early Provisional	S
Yes / Si	988	89	897	2
No	315	36	278	1
Total Votes Cast	1,303	125	1,175	3

YEHLING, WAYNE E.

Vote For 1

	TOTAL	Polls	Early Provisional	S
Yes / Si	965	91	872	2
No	332	35	296	1
Total Votes Cast	1,297	126	1,168	3

CONSTANT, DANIELLE J.K.

Vote For 1

	TOTAL	Polls	Early Provisional	S
Yes / Si	946	87	857	2
No	350	38	311	1
Total Votes Cast	1,296	125	1,168	3

METCALF, D. DOUGLAS

Vote For 1

	TOTAL	Polls	Early Provisional	S
Yes / Si	977	91	884	2
No	325	35	289	1
Total Votes Cast	1,302	126	1,173	3

MCGINLEY, CASEY F.

Vote For 1

	TOTAL	Polls	Early Provisional	S
Yes / Si	1,006	96	908	2
No	305	30	274	1
Total Votes Cast	1,311	126	1,182	3

SAKALL, GREG

Vote For 1

	TOTAL	Polls	Early Provisional	S
Yes / Si	1,008	90	916	2
No	298	35	262	1
Total Votes Cast	1,306	125	1,178	3

Precinct 010

WAGENER, JOAN L.

Vote For 1

	TOTAL	Polls	Early Provisional	S
Yes / Si	962	95	865	2
No	340	32	307	1
Total Votes Cast	1,302	127	1,172	3

JOHNSON, KELLIE L.

Vote For 1

	TOTAL	Polls	Early Provisional	S
Yes / Si	907	92	814	1
No	410	35	373	2
Total Votes Cast	1,317	127	1,187	3

ORTIZ, KIMBERLY H.

Vote For 1

	TOTAL	Polls	Early Provisional	S
Yes / Si	984	93	889	2
No	316	34	281	1
Total Votes Cast	1,300	127	1,170	3

MCDONALD, SCOTT DAVID

Vote For 1

	TOTAL	Polls	Early Provisional	S
Yes / Si	986	93	892	1
No	316	34	280	2
Total Votes Cast	1,302	127	1,172	3

ABRAMS, LISA ILKA

Vote For 1

	TOTAL	Polls	Early Provisional	S
Yes / Si	974	92	880	2
No	332	35	296	1
Total Votes Cast	1,306	127	1,176	3

PROPOSITION 133

Vote For 1

	TOTAL	Polls	Early Provisional	S
Yes / Si	652	91	560	1
No	1,025	77	947	1
Total Votes Cast	1,677	168	1,507	2

Precinct 010

PROPOSITION 134

Vote For 1

	TOTAL	Polls	Early Provisional	S
Yes / Si	629	84	544	1
No	1,060	82	977	1
Total Votes Cast	1,689	166	1,521	2

PROPOSITION 135

Vote For 1

	TOTAL	Polls	Early Provisional	S
Yes / Si	702	87	615	0
No	964	74	888	2
Total Votes Cast	1,666	161	1,503	2

PROPOSITION 136

Vote For 1

	TOTAL	Polls	Early Provisional	S
Yes / Si	528	62	466	0
No	1,121	95	1,024	2
Total Votes Cast	1,649	157	1,490	2

PROPOSITION 137

Vote For 1

	TOTAL	Polls	Early Provisional	S
Yes / Si	355	44	311	0
No	1,299	117	1,180	2
Total Votes Cast	1,654	161	1,491	2

PROPOSITION 138

Vote For 1

	TOTAL	Polls	Early Provisional	S
Yes / Si	312	44	268	0
No	1,402	126	1,274	2
Total Votes Cast	1,714	170	1,542	2

PROPOSITION 139

Vote For 1

	TOTAL	Polls	Early Provisional	S
Yes / Si	1,214	99	1,113	2
No	592	83	508	1
Total Votes Cast	1,806	182	1,621	3

Precinct 010

PROPOSITION 140

Vote For 1

	TOTAL	Polls	Early Provisional	S
Yes / Si	779	96	680	3
No	982	79	902	1
Total Votes Cast	1,761	175	1,582	4

PROPOSITION 311

Vote For 1

	TOTAL	Polls	Early Provisional	S
Yes / Si	1,143	134	1,006	3
No	632	44	587	1
Total Votes Cast	1,775	178	1,593	4

PROPOSITION 312

Vote For 1

	TOTAL	Polls	Early Provisional	S
Yes / Si	949	118	829	2
No	799	50	747	2
Total Votes Cast	1,748	168	1,576	4

PROPOSITION 313

Vote For 1

	TOTAL	Polls	Early Provisional	S
Yes / Si	957	127	829	1
No	760	41	717	2
Total Votes Cast	1,717	168	1,546	3

PROPOSITION 314

Vote For 1

	TOTAL	Polls	Early Provisional	S
Yes / Si	1,003	115	886	2
No	700	50	649	1
Total Votes Cast	1,703	165	1,535	3

PROPOSITION 315

Vote For 1

	TOTAL	Polls	Early Provisional	S
Yes / Si	695	82	612	1
No	934	77	855	2
Total Votes Cast	1,629	159	1,467	3

Precinct 010

PROPOSITION 410 - Continental School District No. 39

Vote For 1

	TOTAL	Polls	Early Provisional	S
Budget Increase, Yes / Aumento al Presupuesto, Sí	811	91	718	2
Budget Increase, No / Aumento al Presupuesto, No	855	69	785	1
Total Votes Cast	1,666	160	1,503	3

Precinct 011

Statistics	TOTAL	Polls	Early Provisional	s
Registered Voters - Total	3,680			
Ballots Cast - Total	3,120	538	2,558	24
Ballots Cast - Blank	49	17	30	2
Voter Turnout - Total	84.78%			

Presidential Electors

Vote For 1	TOTAL	Polls	Early Provisional	s
HARRIS, KAMALA D.	853	86	766	1
TRUMP, DONALD J.	2,202	440	1,739	23
OLIVER, CHASE	25	2	23	0
STEIN, JILL	9	3	6	0
Write-In Totals	12	6	6	0
Write-In: Ayyadurai / Ellis	0	0	0	0
Write-In: Boddie / Stoneham	0	0	0	0
Write-In: De la Cruz / Garcia	0	0	0	0
Write-In: Shelton / Serra	0	0	0	0
Write-In: Skousen / Combs	0	0	0	0
Not Assigned	12	6	6	0
Total Votes Cast	3,101	537	2,540	24

U.S. Senator

Vote For 1	TOTAL	Polls	Early Provisional	s
GALLEGO, RUBEN	943	113	826	4
LAKE, KARI	2,025	398	1,612	15
QUINTANA, EDUARDO	73	11	59	3
Write-In Totals	9	2	7	0
Write-In: Williams, Sarah	2	1	1	0
Write-In: Beckett, Christopher	0	0	0	0
Write-In: Sanders, Steven Cavin	0	0	0	0
Write-In: Bozic, David	0	0	0	0
Write-In: Petty, Shawn	0	0	0	0
Write-In: Rodriguez, Benjamin	0	0	0	0
Write-In: Prosser, Jannie "Jannie"	0	0	0	0
Not Assigned	7	1	6	0
Total Votes Cast	3,050	524	2,504	22

Summary Results Report
 General Election
 November 5, 2024

OFFICIAL RESULTS
 Summary of Votes Cast
 County of Pima

Precinct 011

U.S. Representative in Congress District 6

Vote For 1

	TOTAL	Polls	Early Provisional	S
ENGEL, KIRSTEN	817	89	724	4
CISCOMANI, JUAN	2,132	415	1,703	14
EASTWOOD, ATHENA	70	20	49	1
Write-In Totals	6	1	5	0
Write-In: Pozzolo, Luis	2	0	2	0
Not Assigned	4	1	3	0
Total Votes Cast	3,025	525	2,481	19

State Senator District 19

Vote For 1

	TOTAL	Polls	Early Provisional	S
KARP, BOB	798	83	712	3
GOWAN, DAVID	2,170	433	1,723	14
Write-In Totals	4	1	3	0
Not Assigned	4	1	3	0
Total Votes Cast	2,972	517	2,438	17

State Representative Dist. 19

Vote For 2

	TOTAL	Polls	Early Provisional	S
FROSTROM JR., GREGG	808	84	722	2
DIAZ, LUPE	1,575	273	1,296	6
GRIFFIN, GAIL	1,991	381	1,599	11
Write-In Totals	8	1	7	0
Not Assigned	8	1	7	0
Total Votes Cast	4,382	739	3,624	19

Corporation Commissioner

Vote For 3

	TOTAL	Polls	Early Provisional	S
AGUILAR, YLENIA	722	61	660	1
HILL, JONATHON	716	64	652	0
POLACHECK, JOSHUA	662	56	605	1
LOPEZ, RENE	1,736	307	1,422	7
MARQUEZ PETERSON, LEA	1,723	297	1,420	6
WALDEN, RACHEL	1,923	361	1,551	11
CEASE, MIKE	96	23	68	5
LUXENBERG, NINA	101	22	79	0
Write-In Totals	9	1	8	0
Write-In: Bertone, Frank	1	0	1	0
Not Assigned	8	1	7	0
Total Votes Cast	7,688	1,192	6,465	31

Precinct 011

Board of Supervisors District 4

Vote For 1

	TOTAL	Polls	Early Provisional	S
BECHTOL, VANESSA	775	82	691	2
CHRISTY, STEPHEN W. "STEVE"	2,175	428	1,731	16
Write-In Totals	7	2	5	0
Not Assigned	7	2	5	0
Total Votes Cast	2,957	512	2,427	18

County Assessor

Vote For 1

	TOTAL	Polls	Early Provisional	S
DROUBIE, SUZANNE	1,529	243	1,274	12
Write-In Totals	180	41	138	1
Not Assigned	180	41	138	1
Total Votes Cast	1,709	284	1,412	13

County Attorney

Vote For 1

	TOTAL	Polls	Early Provisional	S
CONOVER, LAURA	1,070	145	919	6
DRUAN, HOWARD	964	187	768	9
Write-In Totals	90	23	67	0
Not Assigned	90	23	67	0
Total Votes Cast	2,124	355	1,754	15

County Recorder

Vote For 1

	TOTAL	Polls	Early Provisional	S
CÁZARES-KELLY, GABRIELLA	858	97	758	3
CAMPBELL-GONZALEZ, DOMINIC	2,031	397	1,617	17
Write-In Totals	6	0	6	0
Not Assigned	6	0	6	0
Total Votes Cast	2,895	494	2,381	20

County Sheriff

Vote For 1

	TOTAL	Polls	Early Provisional	S
NANOS, CHRIS	769	88	676	5
LAPPIN, HEATHER	2,217	426	1,775	16
Write-In Totals	15	3	12	0
Write-In: Di Genova, Trista	0	0	0	0
Not Assigned	15	3	12	0
Total Votes Cast	3,001	517	2,463	21

Precinct 011

County Superintendent of Schools

Vote For 1

	TOTAL	Polls	Early Provisional	S
WILLIAMS, DUSTIN	1,489	241	1,237	11
Write-In Totals	176	41	134	1
Not Assigned	176	41	134	1
Total Votes Cast	1,665	282	1,371	12

County Treasurer

Vote For 1

	TOTAL	Polls	Early Provisional	S
JOHNSON, BRIAN	743	75	668	0
ACKERLEY, CHRIS	2,195	426	1,750	19
Write-In Totals	3	1	2	0
Not Assigned	3	1	2	0
Total Votes Cast	2,941	502	2,420	19

Constable Precinct 7

Vote For 1

	TOTAL	Polls	Early Provisional	S
SCHENEK JR., THOMAS	2,415	466	1,934	15
Write-In Totals	25	3	22	0
Not Assigned	25	3	22	0
Total Votes Cast	2,440	469	1,956	15

KING, KATHRYN H.

Vote For 1

	TOTAL	Polls	Early Provisional	S
Yes / Si	1,572	284	1,275	13
No	855	126	726	3
Total Votes Cast	2,427	410	2,001	16

BOLICK, CLINT

Vote For 1

	TOTAL	Polls	Early Provisional	S
Yes / Si	1,517	269	1,236	12
No	896	136	756	4
Total Votes Cast	2,413	405	1,992	16

ECKERSTROM, PETER J.

Vote For 1

	TOTAL	Polls	Early Provisional	S
Yes / Si	1,540	273	1,255	12
No	733	125	604	4
Total Votes Cast	2,273	398	1,859	16

Precinct 011

STARING, CHRISTOPHER P.

Vote For 1

	TOTAL	Polls	Early Provisional	S
Yes / Si	1,582	272	1,298	12
No	679	120	555	4
Total Votes Cast	2,261	392	1,853	16

GRIFFIN, BRENDEN J.

Vote For 1

	TOTAL	Polls	Early Provisional	S
Yes / Si	1,569	269	1,287	13
No	665	111	551	3
Total Votes Cast	2,234	380	1,838	16

LEE, KENNETH

Vote For 1

	TOTAL	Polls	Early Provisional	S
Yes / Si	1,565	271	1,282	12
No	657	112	541	4
Total Votes Cast	2,222	383	1,823	16

BRYSON, KYLE A.

Vote For 1

	TOTAL	Polls	Early Provisional	S
Yes / Si	1,560	263	1,285	12
No	656	115	537	4
Total Votes Cast	2,216	378	1,822	16

COHEN, GARY J.

Vote For 1

	TOTAL	Polls	Early Provisional	S
Yes / Si	1,536	259	1,266	11
No	675	122	548	5
Total Votes Cast	2,211	381	1,814	16

GORDON, RICHARD E.

Vote For 1

	TOTAL	Polls	Early Provisional	S
Yes / Si	1,568	273	1,284	11
No	651	105	541	5
Total Votes Cast	2,219	378	1,825	16

Precinct 011

BUTLER, MICHAEL J.

Vote For 1

	TOTAL	Polls	Early Provisional	S
Yes / Si	1,574	269	1,292	13
No	643	112	528	3
Total Votes Cast	2,217	381	1,820	16

YEHLING, WAYNE E.

Vote For 1

	TOTAL	Polls	Early Provisional	S
Yes / Si	1,538	263	1,262	13
No	674	118	553	3
Total Votes Cast	2,212	381	1,815	16

CONSTANT, DANIELLE J.K.

Vote For 1

	TOTAL	Polls	Early Provisional	S
Yes / Si	1,486	258	1,217	11
No	724	123	598	3
Total Votes Cast	2,210	381	1,815	14

METCALF, D. DOUGLAS

Vote For 1

	TOTAL	Polls	Early Provisional	S
Yes / Si	1,548	265	1,271	12
No	659	113	542	4
Total Votes Cast	2,207	378	1,813	16

MCGINLEY, CASEY F.

Vote For 1

	TOTAL	Polls	Early Provisional	S
Yes / Si	1,544	268	1,264	12
No	661	114	543	4
Total Votes Cast	2,205	382	1,807	16

SAKALL, GREG

Vote For 1

	TOTAL	Polls	Early Provisional	S
Yes / Si	1,540	252	1,277	11
No	676	126	545	5
Total Votes Cast	2,216	378	1,822	16

Precinct 011

WAGENER, JOAN L.

Vote For 1

	TOTAL	Polls	Early Provisional	S
Yes / Si	1,532	265	1,254	13
No	679	116	560	3
Total Votes Cast	2,211	381	1,814	16

JOHNSON, KELLIE L.

Vote For 1

	TOTAL	Polls	Early Provisional	S
Yes / Si	1,499	265	1,221	13
No	726	118	605	3
Total Votes Cast	2,225	383	1,826	16

ORTIZ, KIMBERLY H.

Vote For 1

	TOTAL	Polls	Early Provisional	S
Yes / Si	1,513	257	1,244	12
No	699	123	572	4
Total Votes Cast	2,212	380	1,816	16

MCDONALD, SCOTT DAVID

Vote For 1

	TOTAL	Polls	Early Provisional	S
Yes / Si	1,535	267	1,257	11
No	673	116	552	5
Total Votes Cast	2,208	383	1,809	16

ABRAMS, LISA ILKA

Vote For 1

	TOTAL	Polls	Early Provisional	S
Yes / Si	1,561	267	1,282	12
No	657	111	542	4
Total Votes Cast	2,218	378	1,824	16

Governing Board - Vail Unified School District No. 20

Vote For 3

	TOTAL	Polls	Early Provisional	S
KING, CHRISTOPHER	1,339	207	1,127	5
MOORE, LAURA	1,285	202	1,073	10
MOTHERSHED, JOHN	780	124	652	4
PRATT, ALLISON	1,313	186	1,121	6
TIPPETT, CALLIE BASHAM	1,019	134	883	2
Write-In Totals	57	17	40	0
Not Assigned	57	17	40	0
Total Votes Cast	5,793	870	4,896	27

Precinct 011

PROPOSITION 133

Vote For 1				
	TOTAL	Polls	Early Provisional	S
Yes / Si	1,309	242	1,058	9
No	1,477	244	1,225	8
Total Votes Cast	2,786	486	2,283	17

PROPOSITION 134

Vote For 1				
	TOTAL	Polls	Early Provisional	S
Yes / Si	1,377	258	1,109	10
No	1,408	223	1,178	7
Total Votes Cast	2,785	481	2,287	17

PROPOSITION 135

Vote For 1				
	TOTAL	Polls	Early Provisional	S
Yes / Si	1,544	307	1,223	14
No	1,223	173	1,046	4
Total Votes Cast	2,767	480	2,269	18

PROPOSITION 136

Vote For 1				
	TOTAL	Polls	Early Provisional	S
Yes / Si	1,217	233	979	5
No	1,510	235	1,263	12
Total Votes Cast	2,727	468	2,242	17

PROPOSITION 137

Vote For 1				
	TOTAL	Polls	Early Provisional	S
Yes / Si	688	130	552	6
No	2,045	342	1,692	11
Total Votes Cast	2,733	472	2,244	17

PROPOSITION 138

Vote For 1				
	TOTAL	Polls	Early Provisional	S
Yes / Si	742	144	594	4
No	2,093	348	1,729	16
Total Votes Cast	2,835	492	2,323	20

Precinct 011

PROPOSITION 139

Vote For 1

	TOTAL	Polls	Early Provisional	S
Yes / Si	1,518	213	1,289	16
No	1,468	300	1,162	6
Total Votes Cast	2,986	513	2,451	22

PROPOSITION 140

Vote For 1

	TOTAL	Polls	Early Provisional	S
Yes / Si	1,187	206	970	11
No	1,751	293	1,450	8
Total Votes Cast	2,938	499	2,420	19

PROPOSITION 311

Vote For 1

	TOTAL	Polls	Early Provisional	S
Yes / Si	2,195	411	1,768	16
No	748	92	653	3
Total Votes Cast	2,943	503	2,421	19

PROPOSITION 312

Vote For 1

	TOTAL	Polls	Early Provisional	S
Yes / Si	2,029	358	1,659	12
No	887	136	746	5
Total Votes Cast	2,916	494	2,405	17

PROPOSITION 313

Vote For 1

	TOTAL	Polls	Early Provisional	S
Yes / Si	2,147	393	1,737	17
No	712	94	616	2
Total Votes Cast	2,859	487	2,353	19

PROPOSITION 314

Vote For 1

	TOTAL	Polls	Early Provisional	S
Yes / Si	2,188	403	1,767	18
No	649	79	569	1
Total Votes Cast	2,837	482	2,336	19

Precinct 011

PROPOSITION 315

Vote For 1

	TOTAL	Polls	Early Provisional	S
Yes / Si	1,501	276	1,214	11
No	1,242	182	1,054	6
Total Votes Cast	2,743	458	2,268	17

Precinct 012

Statistics	TOTAL	Polls	Early Provisional	s
Registered Voters - Total	5,266			
Ballots Cast - Total	4,510	475	4,015	20
Ballots Cast - Blank	78	19	58	1
Voter Turnout - Total	85.64%			

Presidential Electors

Vote For 1	TOTAL	Polls	Early Provisional	s
HARRIS, KAMALA D.	2,386	166	2,210	10
TRUMP, DONALD J.	2,034	301	1,724	9
OLIVER, CHASE	21	0	21	0
STEIN, JILL	18	2	16	0
Write-In Totals	18	2	16	0
Write-In: Ayyadurai / Ellis	0	0	0	0
Write-In: Boddie / Stoneham	0	0	0	0
Write-In: De la Cruz / Garcia	1	0	1	0
Write-In: Shelton / Serra	0	0	0	0
Write-In: Skousen / Combs	0	0	0	0
Not Assigned	17	2	15	0
Total Votes Cast	4,477	471	3,987	19

U.S. Senator

Vote For 1	TOTAL	Polls	Early Provisional	s
GALLEGO, RUBEN	2,440	166	2,264	10
LAKE, KARI	1,891	281	1,603	7
QUINTANA, EDUARDO	76	15	59	2
Write-In Totals	4	1	3	0
Write-In: Williams, Sarah	0	0	0	0
Write-In: Beckett, Christopher	0	0	0	0
Write-In: Sanders, Steven Cavin	0	0	0	0
Write-In: Bozic, David	0	0	0	0
Write-In: Petty, Shawn	0	0	0	0
Write-In: Rodriguez, Benjamin	0	0	0	0
Write-In: Prosser, Jannie "Jannie"	0	0	0	0
Not Assigned	4	1	3	0
Total Votes Cast	4,411	463	3,929	19

Summary Results Report
 General Election
 November 5, 2024

OFFICIAL RESULTS
 Summary of Votes Cast
 County of Pima

Precinct 012

U.S. Representative in Congress District 6

Vote For 1

	TOTAL	Polls	Early Provisional	s
ENGEL, KIRSTEN	2,242	150	2,084	8
CISCOMANI, JUAN	2,064	293	1,764	7
EASTWOOD, ATHENA	69	12	55	2
Write-In Totals	3	1	2	0
Write-In: Pozzolo, Luis	1	0	1	0
Not Assigned	2	1	1	0
Total Votes Cast	4,378	456	3,905	17

State Senator District 17

Vote For 1

	TOTAL	Polls	Early Provisional	s
MCLEAN, JOHN	2,332	164	2,159	9
LEACH, VENDEN "VINCE"	1,979	279	1,693	7
Write-In Totals	8	1	7	0
Not Assigned	8	1	7	0
Total Votes Cast	4,319	444	3,859	16

State Representative Dist. 17

Vote For 2

	TOTAL	Polls	Early Provisional	s
VOLK, KEVIN	2,315	154	2,153	8
JONES, RACHEL	1,746	208	1,533	5
MCGARR, CORY	1,833	251	1,575	7
Write-In Totals	25	3	22	0
Not Assigned	25	3	22	0
Total Votes Cast	5,919	616	5,283	20

Corporation Commissioner

Vote For 3

	TOTAL	Polls	Early Provisional	s
AGUILAR, YLENIA	2,016	119	1,890	7
HILL, JONATHON	2,020	98	1,917	5
POLACHECK, JOSHUA	1,931	95	1,832	4
LOPEZ, RENE	1,816	219	1,592	5
MARQUEZ PETERSON, LEA	1,818	220	1,592	6
WALDEN, RACHEL	1,848	237	1,605	6
CEASE, MIKE	109	18	91	0
LUXENBERG, NINA	110	14	93	3
Write-In Totals	4	1	3	0
Write-In: Bertone, Frank	0	0	0	0
Not Assigned	4	1	3	0
Total Votes Cast	11,672	1,021	10,615	36

Precinct 012

Board of Supervisors District 1

	TOTAL	Polls	Early Provisional	S
SCOTT, REX	2,163	138	2,020	5
SPAIN, STEVE	2,104	295	1,800	9
Write-In Totals	6	1	5	0
Not Assigned	6	1	5	0
Total Votes Cast	4,273	434	3,825	14

County Assessor

	TOTAL	Polls	Early Provisional	S
DROUBIE, SUZANNE	2,808	248	2,548	12
Write-In Totals	99	25	74	0
Not Assigned	99	25	74	0
Total Votes Cast	2,907	273	2,622	12

County Attorney

	TOTAL	Polls	Early Provisional	S
CONOVER, LAURA	2,465	182	2,274	9
DRUAN, HOWARD	737	111	621	5
Write-In Totals	61	12	49	0
Not Assigned	61	12	49	0
Total Votes Cast	3,263	305	2,944	14

County Recorder

	TOTAL	Polls	Early Provisional	S
CÁZARES-KELLY, GABRIELLA	2,235	146	2,081	8
CAMPBELL-GONZALEZ, DOMINIC	1,929	275	1,645	9
Write-In Totals	3	0	3	0
Not Assigned	3	0	3	0
Total Votes Cast	4,167	421	3,729	17

County Sheriff

	TOTAL	Polls	Early Provisional	S
NANOS, CHRIS	1,958	127	1,825	6
LAPPIN, HEATHER	2,317	316	1,991	10
Write-In Totals	7	0	6	1
Write-In: Di Genova, Trista	0	0	0	0
Not Assigned	7	0	6	1
Total Votes Cast	4,282	443	3,822	17

Precinct 012

County Superintendent of Schools

Vote For 1				
	TOTAL	Polls	Early Provisional	S
WILLIAMS, DUSTIN	2,769	249	2,508	12
Write-In Totals	96	21	75	0
Not Assigned	96	21	75	0
Total Votes Cast	2,865	270	2,583	12

County Treasurer

Vote For 1				
	TOTAL	Polls	Early Provisional	S
JOHNSON, BRIAN	2,100	125	1,968	7
ACKERLEY, CHRIS	2,142	304	1,829	9
Write-In Totals	3	0	3	0
Not Assigned	3	0	3	0
Total Votes Cast	4,245	429	3,800	16

Constable Precinct 1

Vote For 1				
	TOTAL	Polls	Early Provisional	S
ROOSEVELT, MARK	2,127	144	1,977	6
ROWLAND, DANIEL	2,036	283	1,746	7
Write-In Totals	6	0	6	0
Not Assigned	6	0	6	0
Total Votes Cast	4,169	427	3,729	13

KING, KATHRYN H.

Vote For 1				
	TOTAL	Polls	Early Provisional	S
Yes / Si	1,916	226	1,684	6
No	1,622	114	1,501	7
Total Votes Cast	3,538	340	3,185	13

BOLICK, CLINT

Vote For 1				
	TOTAL	Polls	Early Provisional	S
Yes / Si	1,818	217	1,595	6
No	1,688	120	1,562	6
Total Votes Cast	3,506	337	3,157	12

ECKERSTROM, PETER J.

Vote For 1				
	TOTAL	Polls	Early Provisional	S
Yes / Si	2,434	219	2,207	8
No	690	97	589	4
Total Votes Cast	3,124	316	2,796	12

Precinct 012

STARING, CHRISTOPHER P.

Vote For 1

	TOTAL	Polls	Early Provisional	S
Yes / Si	2,374	230	2,136	8
No	725	86	635	4
Total Votes Cast	3,099	316	2,771	12

GRIFFIN, BRENDEN J.

Vote For 1

	TOTAL	Polls	Early Provisional	S
Yes / Si	2,333	215	2,112	6
No	663	91	566	6
Total Votes Cast	2,996	306	2,678	12

LEE, KENNETH

Vote For 1

	TOTAL	Polls	Early Provisional	S
Yes / Si	2,337	213	2,117	7
No	657	92	560	5
Total Votes Cast	2,994	305	2,677	12

BRYSON, KYLE A.

Vote For 1

	TOTAL	Polls	Early Provisional	S
Yes / Si	2,352	207	2,139	6
No	642	96	540	6
Total Votes Cast	2,994	303	2,679	12

COHEN, GARY J.

Vote For 1

	TOTAL	Polls	Early Provisional	S
Yes / Si	2,328	209	2,112	7
No	655	94	556	5
Total Votes Cast	2,983	303	2,668	12

GORDON, RICHARD E.

Vote For 1

	TOTAL	Polls	Early Provisional	S
Yes / Si	2,341	208	2,126	7
No	637	94	538	5
Total Votes Cast	2,978	302	2,664	12

Precinct 012

BUTLER, MICHAEL J.

Vote For 1

	TOTAL	Polls	Early Provisional	S
Yes / Si	2,342	211	2,123	8
No	651	94	553	4
Total Votes Cast	2,993	305	2,676	12

YEHLING, WAYNE E.

Vote For 1

	TOTAL	Polls	Early Provisional	S
Yes / Si	2,333	208	2,118	7
No	651	96	550	5
Total Votes Cast	2,984	304	2,668	12

CONSTANT, DANIELLE J.K.

Vote For 1

	TOTAL	Polls	Early Provisional	S
Yes / Si	2,253	209	2,036	8
No	723	93	625	5
Total Votes Cast	2,976	302	2,661	13

METCALF, D. DOUGLAS

Vote For 1

	TOTAL	Polls	Early Provisional	S
Yes / Si	2,309	210	2,092	7
No	677	96	576	5
Total Votes Cast	2,986	306	2,668	12

MCGINLEY, CASEY F.

Vote For 1

	TOTAL	Polls	Early Provisional	S
Yes / Si	2,374	219	2,148	7
No	607	88	514	5
Total Votes Cast	2,981	307	2,662	12

SAKALL, GREG

Vote For 1

	TOTAL	Polls	Early Provisional	S
Yes / Si	2,367	208	2,152	7
No	646	101	540	5
Total Votes Cast	3,013	309	2,692	12

Precinct 012

WAGENER, JOAN L.

Vote For 1		TOTAL	Polls	Early Provisional	S
Yes / Si		2,296	210	2,079	7
No		685	96	583	6
Total Votes Cast		2,981	306	2,662	13

JOHNSON, KELLIE L.

Vote For 1		TOTAL	Polls	Early Provisional	S
Yes / Si		2,070	201	1,861	8
No		973	108	860	5
Total Votes Cast		3,043	309	2,721	13

ORTIZ, KIMBERLY H.

Vote For 1		TOTAL	Polls	Early Provisional	S
Yes / Si		2,339	212	2,120	7
No		637	94	537	6
Total Votes Cast		2,976	306	2,657	13

MCDONALD, SCOTT DAVID

Vote For 1		TOTAL	Polls	Early Provisional	S
Yes / Si		2,295	212	2,074	9
No		669	96	569	4
Total Votes Cast		2,964	308	2,643	13

ABRAMS, LISA ILKA

Vote For 1		TOTAL	Polls	Early Provisional	S
Yes / Si		2,352	223	2,122	7
No		654	87	562	5
Total Votes Cast		3,006	310	2,684	12

PROPOSITION 133

Vote For 1		TOTAL	Polls	Early Provisional	S
Yes / Si		1,585	208	1,370	7
No		2,317	197	2,114	6
Total Votes Cast		3,902	405	3,484	13

Precinct 012

PROPOSITION 134

Vote For 1

	TOTAL	Polls	Early Provisional	S
Yes / Si	1,524	205	1,311	8
No	2,387	196	2,186	5
Total Votes Cast	3,911	401	3,497	13

PROPOSITION 135

Vote For 1

	TOTAL	Polls	Early Provisional	S
Yes / Si	1,711	225	1,476	10
No	2,166	175	1,988	3
Total Votes Cast	3,877	400	3,464	13

PROPOSITION 136

Vote For 1

	TOTAL	Polls	Early Provisional	S
Yes / Si	1,328	194	1,126	8
No	2,516	200	2,311	5
Total Votes Cast	3,844	394	3,437	13

PROPOSITION 137

Vote For 1

	TOTAL	Polls	Early Provisional	S
Yes / Si	832	103	722	7
No	3,063	302	2,755	6
Total Votes Cast	3,895	405	3,477	13

PROPOSITION 138

Vote For 1

	TOTAL	Polls	Early Provisional	S
Yes / Si	842	106	731	5
No	3,158	310	2,839	9
Total Votes Cast	4,000	416	3,570	14

PROPOSITION 139

Vote For 1

	TOTAL	Polls	Early Provisional	S
Yes / Si	2,810	239	2,562	9
No	1,463	200	1,256	7
Total Votes Cast	4,273	439	3,818	16

Precinct 012

PROPOSITION 140

Vote For 1

	TOTAL	Polls	Early Provisional	S
Yes / Si	1,649	195	1,446	8
No	2,508	226	2,275	7
Total Votes Cast	4,157	421	3,721	15

PROPOSITION 311

Vote For 1

	TOTAL	Polls	Early Provisional	S
Yes / Si	2,649	317	2,322	10
No	1,536	107	1,424	5
Total Votes Cast	4,185	424	3,746	15

PROPOSITION 312

Vote For 1

	TOTAL	Polls	Early Provisional	S
Yes / Si	2,301	293	1,996	12
No	1,831	125	1,703	3
Total Votes Cast	4,132	418	3,699	15

PROPOSITION 313

Vote For 1

	TOTAL	Polls	Early Provisional	S
Yes / Si	2,291	293	1,985	13
No	1,752	119	1,630	3
Total Votes Cast	4,043	412	3,615	16

PROPOSITION 314

Vote For 1

	TOTAL	Polls	Early Provisional	S
Yes / Si	2,321	294	2,016	11
No	1,685	111	1,570	4
Total Votes Cast	4,006	405	3,586	15

PROPOSITION 315

Vote For 1

	TOTAL	Polls	Early Provisional	S
Yes / Si	1,693	226	1,454	13
No	2,157	161	1,994	2
Total Votes Cast	3,850	387	3,448	15

Precinct 012

PROPOSITION 412 - Amphitheater Unified School District No. 10

Vote For 1

	TOTAL	Polls	Early Provisional	S
Bond Approval, Yes / Aprobación de Bonos, Sí	2,028	182	1,838	8
Bond Approval, No / Aprobación de Bonos, No	1,759	198	1,557	4
Total Votes Cast	3,787	380	3,395	12

PROPOSITION 413 - Amphitheater Unified School District No. 10

Vote For 1

	TOTAL	Polls	Early Provisional	S
Budget Override Continuation, Yes / Continuación del Aumento al Presupuesto, Sí	1,973	179	1,786	8
Budget Override Continuation, No / Continuación del Aumento al Presupuesto, No	1,828	209	1,615	4
Total Votes Cast	3,801	388	3,401	12

Summary Results Report
 General Election
 November 5, 2024

OFFICIAL RESULTS
 Summary of Votes Cast
 County of Pima

Precinct 013

Statistics	TOTAL	Polls	Early Provisionals	
Registered Voters - Total	3,156			
Ballots Cast - Total	2,580	389	2,177	14
Ballots Cast - Blank	39	17	21	1
Voter Turnout - Total	81.75%			

Presidential Electors

Vote For 1	TOTAL	Polls	Early Provisionals	
HARRIS, KAMALA D.	1,364	111	1,250	3
TRUMP, DONALD J.	1,160	270	880	10
OLIVER, CHASE	23	4	19	0
STEIN, JILL	13	0	13	0
Write-In Totals	5	1	3	1
Write-In: Ayyadurai / Ellis	0	0	0	0
Write-In: Boddie / Stoneham	0	0	0	0
Write-In: De la Cruz / Garcia	2	0	2	0
Write-In: Shelton / Serra	0	0	0	0
Write-In: Skousen / Combs	0	0	0	0
Not Assigned	3	1	1	1
Total Votes Cast	2,565	386	2,165	14

U.S. Senator

Vote For 1	TOTAL	Polls	Early Provisionals	
GALLEGO, RUBEN	1,422	122	1,295	5
LAKE, KARI	1,036	247	782	7
QUINTANA, EDUARDO	63	10	53	0
Write-In Totals	4	1	3	0
Write-In: Williams, Sarah	1	0	1	0
Write-In: Beckett, Christopher	0	0	0	0
Write-In: Sanders, Steven Cavin	0	0	0	0
Write-In: Bozic, David	0	0	0	0
Write-In: Petty, Shawn	0	0	0	0
Write-In: Rodriguez, Benjamin	0	0	0	0
Write-In: Prosser, Jannie "Jannie"	0	0	0	0
Not Assigned	3	1	2	0
Total Votes Cast	2,525	380	2,133	12

Summary Results Report
 General Election
 November 5, 2024

OFFICIAL RESULTS
 Summary of Votes Cast
 County of Pima

Precinct 013

U.S. Representative in Congress District 6

Vote For 1

	TOTAL	Polls	Early Provisional	S
ENGEL, KIRSTEN	1,307	101	1,202	4
CISCOMANI, JUAN	1,133	264	861	8
EASTWOOD, ATHENA	79	8	71	0
Write-In Totals	1	0	1	0
Write-In: Pozzolo, Luis	1	0	1	0
Not Assigned	0	0	0	0
Total Votes Cast	2,520	373	2,135	12

State Senator District 17

Vote For 1

	TOTAL	Polls	Early Provisional	S
MCLEAN, JOHN	1,404	122	1,278	4
LEACH, VENDEN "VINCE"	1,069	245	818	6
Write-In Totals	7	0	7	0
Not Assigned	7	0	7	0
Total Votes Cast	2,480	367	2,103	10

State Representative Dist. 17

Vote For 2

	TOTAL	Polls	Early Provisional	S
VOLK, KEVIN	1,387	111	1,272	4
JONES, RACHEL	963	185	775	3
MCGARR, CORY	963	211	748	4
Write-In Totals	12	0	12	0
Not Assigned	12	0	12	0
Total Votes Cast	3,325	507	2,807	11

Corporation Commissioner

Vote For 3

	TOTAL	Polls	Early Provisional	S
AGUILAR, YLENIA	1,211	94	1,114	3
HILL, JONATHON	1,152	79	1,073	0
POLACHECK, JOSHUA	1,106	73	1,032	1
LOPEZ, RENE	938	184	749	5
MARQUEZ PETERSON, LEA	925	176	746	3
WALDEN, RACHEL	993	192	797	4
CEASE, MIKE	84	15	67	2
LUXENBERG, NINA	101	13	87	1
Write-In Totals	2	1	1	0
Write-In: Bertone, Frank	0	0	0	0
Not Assigned	2	1	1	0
Total Votes Cast	6,512	827	5,666	19

Precinct 013

Board of Supervisors District 1

	TOTAL	Polls	Early Provisional	S
SCOTT, REX	1,299	107	1,188	4
SPAIN, STEVE	1,135	254	874	7
Write-In Totals	4	0	4	0
Not Assigned	4	0	4	0
Total Votes Cast	2,438	361	2,066	11

County Assessor

	TOTAL	Polls	Early Provisional	S
DROUBIE, SUZANNE	1,665	187	1,470	8
Write-In Totals	75	19	56	0
Not Assigned	75	19	56	0
Total Votes Cast	1,740	206	1,526	8

County Attorney

	TOTAL	Polls	Early Provisional	S
CONOVER, LAURA	1,438	133	1,300	5
DRUAN, HOWARD	473	117	352	4
Write-In Totals	42	10	32	0
Not Assigned	42	10	32	0
Total Votes Cast	1,953	260	1,684	9

County Recorder

	TOTAL	Polls	Early Provisional	S
CÁZARES-KELLY, GABRIELLA	1,325	104	1,217	4
CAMPBELL-GONZALEZ, DOMINIC	1,050	240	803	7
Write-In Totals	1	0	1	0
Not Assigned	1	0	1	0
Total Votes Cast	2,376	344	2,021	11

County Sheriff

	TOTAL	Polls	Early Provisional	S
NANOS, CHRIS	1,125	91	1,032	2
LAPPIN, HEATHER	1,312	273	1,030	9
Write-In Totals	4	1	3	0
Write-In: Di Genova, Trista	1	1	0	0
Not Assigned	3	0	3	0
Total Votes Cast	2,441	365	2,065	11

Precinct 013

County Superintendent of Schools

	TOTAL	Polls	Early Provisional	S
WILLIAMS, DUSTIN	1,641	184	1,449	8
Write-In Totals	75	21	54	0
Not Assigned	75	21	54	0
Total Votes Cast	1,716	205	1,503	8

County Treasurer

	TOTAL	Polls	Early Provisional	S
JOHNSON, BRIAN	1,234	98	1,132	4
ACKERLEY, CHRIS	1,168	248	913	7
Write-In Totals	1	0	1	0
Not Assigned	1	0	1	0
Total Votes Cast	2,403	346	2,046	11

Constable Precinct 1

	TOTAL	Polls	Early Provisional	S
ROOSEVELT, MARK	1,264	100	1,160	4
ROWLAND, DANIEL	1,115	245	864	6
Write-In Totals	3	2	1	0
Not Assigned	3	2	1	0
Total Votes Cast	2,382	347	2,025	10

KING, KATHRYN H.

	TOTAL	Polls	Early Provisional	S
Yes / Si	1,081	186	888	7
No	981	94	884	3
Total Votes Cast	2,062	280	1,772	10

BOLICK, CLINT

	TOTAL	Polls	Early Provisional	S
Yes / Si	999	175	818	6
No	1,043	102	937	4
Total Votes Cast	2,042	277	1,755	10

ECKERSTROM, PETER J.

	TOTAL	Polls	Early Provisional	S
Yes / Si	1,374	172	1,195	7
No	458	83	372	3
Total Votes Cast	1,832	255	1,567	10

Precinct 013

STARING, CHRISTOPHER P.

Vote For 1		TOTAL	Polls	Early Provisional	S
Yes / Si		1,340	182	1,151	7
No		487	73	411	3
Total Votes Cast		1,827	255	1,562	10

GRIFFIN, BRENDEN J.

Vote For 1		TOTAL	Polls	Early Provisional	S
Yes / Si		1,338	165	1,166	7
No		452	79	371	2
Total Votes Cast		1,790	244	1,537	9

LEE, KENNETH

Vote For 1		TOTAL	Polls	Early Provisional	S
Yes / Si		1,321	150	1,164	7
No		475	88	385	2
Total Votes Cast		1,796	238	1,549	9

BRYSON, KYLE A.

Vote For 1		TOTAL	Polls	Early Provisional	S
Yes / Si		1,346	149	1,189	8
No		445	90	354	1
Total Votes Cast		1,791	239	1,543	9

COHEN, GARY J.

Vote For 1		TOTAL	Polls	Early Provisional	S
Yes / Si		1,319	160	1,152	7
No		457	81	374	2
Total Votes Cast		1,776	241	1,526	9

GORDON, RICHARD E.

Vote For 1		TOTAL	Polls	Early Provisional	S
Yes / Si		1,364	161	1,196	7
No		422	79	341	2
Total Votes Cast		1,786	240	1,537	9

Precinct 013

BUTLER, MICHAEL J.

Vote For 1

	TOTAL	Polls	Early Provisional	S
Yes / Si	1,353	156	1,190	7
No	442	86	354	2
Total Votes Cast	1,795	242	1,544	9

YEHLING, WAYNE E.

Vote For 1

	TOTAL	Polls	Early Provisional	S
Yes / Si	1,304	152	1,144	8
No	481	86	394	1
Total Votes Cast	1,785	238	1,538	9

CONSTANT, DANIELLE J.K.

Vote For 1

	TOTAL	Polls	Early Provisional	S
Yes / Si	1,303	160	1,136	7
No	474	80	392	2
Total Votes Cast	1,777	240	1,528	9

METCALF, D. DOUGLAS

Vote For 1

	TOTAL	Polls	Early Provisional	S
Yes / Si	1,327	156	1,164	7
No	463	85	376	2
Total Votes Cast	1,790	241	1,540	9

MCGINLEY, CASEY F.

Vote For 1

	TOTAL	Polls	Early Provisional	S
Yes / Si	1,361	160	1,194	7
No	427	80	345	2
Total Votes Cast	1,788	240	1,539	9

SAKALL, GREG

Vote For 1

	TOTAL	Polls	Early Provisional	S
Yes / Si	1,324	146	1,171	7
No	471	92	377	2
Total Votes Cast	1,795	238	1,548	9

Precinct 013

WAGENER, JOAN L.

Vote For 1

	TOTAL	Polls	Early Provisional	S
Yes / Si	1,343	161	1,175	7
No	444	78	364	2
Total Votes Cast	1,787	239	1,539	9

JOHNSON, KELLIE L.

Vote For 1

	TOTAL	Polls	Early Provisional	S
Yes / Si	1,179	153	1,019	7
No	629	86	541	2
Total Votes Cast	1,808	239	1,560	9

ORTIZ, KIMBERLY H.

Vote For 1

	TOTAL	Polls	Early Provisional	S
Yes / Si	1,369	164	1,198	7
No	420	72	346	2
Total Votes Cast	1,789	236	1,544	9

MCDONALD, SCOTT DAVID

Vote For 1

	TOTAL	Polls	Early Provisional	S
Yes / Si	1,307	156	1,144	7
No	478	83	393	2
Total Votes Cast	1,785	239	1,537	9

ABRAMS, LISA ILKA

Vote For 1

	TOTAL	Polls	Early Provisional	S
Yes / Si	1,359	161	1,191	7
No	445	81	362	2
Total Votes Cast	1,804	242	1,553	9

PROPOSITION 133

Vote For 1

	TOTAL	Polls	Early Provisional	S
Yes / Si	857	151	700	6
No	1,395	180	1,210	5
Total Votes Cast	2,252	331	1,910	11

Precinct 013

PROPOSITION 134

Vote For 1		TOTAL	Polls	Early Provisional	S
Yes / Si		797	146	644	7
No		1,467	182	1,281	4
Total Votes Cast		2,264	328	1,925	11

PROPOSITION 135

Vote For 1		TOTAL	Polls	Early Provisional	S
Yes / Si		967	191	768	8
No		1,293	138	1,152	3
Total Votes Cast		2,260	329	1,920	11

PROPOSITION 136

Vote For 1		TOTAL	Polls	Early Provisional	S
Yes / Si		737	140	591	6
No		1,480	177	1,298	5
Total Votes Cast		2,217	317	1,889	11

PROPOSITION 137

Vote For 1		TOTAL	Polls	Early Provisional	S
Yes / Si		433	75	356	2
No		1,799	246	1,544	9
Total Votes Cast		2,232	321	1,900	11

PROPOSITION 138

Vote For 1		TOTAL	Polls	Early Provisional	S
Yes / Si		501	100	398	3
No		1,814	248	1,558	8
Total Votes Cast		2,315	348	1,956	11

PROPOSITION 139

Vote For 1		TOTAL	Polls	Early Provisional	S
Yes / Si		1,665	186	1,470	9
No		796	173	620	3
Total Votes Cast		2,461	359	2,090	12

Precinct 013

PROPOSITION 140

Vote For 1				
	TOTAL	Polls	Early Provisional	S
Yes / Si	1,011	172	830	9
No	1,386	166	1,218	2
Total Votes Cast	2,397	338	2,048	11

PROPOSITION 311

Vote For 1				
	TOTAL	Polls	Early Provisional	S
Yes / Si	1,466	237	1,221	8
No	932	106	823	3
Total Votes Cast	2,398	343	2,044	11

PROPOSITION 312

Vote For 1				
	TOTAL	Polls	Early Provisional	S
Yes / Si	1,297	235	1,054	8
No	1,079	105	971	3
Total Votes Cast	2,376	340	2,025	11

PROPOSITION 313

Vote For 1				
	TOTAL	Polls	Early Provisional	S
Yes / Si	1,346	241	1,099	6
No	1,007	103	901	3
Total Votes Cast	2,353	344	2,000	9

PROPOSITION 314

Vote For 1				
	TOTAL	Polls	Early Provisional	S
Yes / Si	1,297	242	1,050	5
No	1,018	96	919	3
Total Votes Cast	2,315	338	1,969	8

PROPOSITION 315

Vote For 1				
	TOTAL	Polls	Early Provisional	S
Yes / Si	968	177	785	6
No	1,246	134	1,111	1
Total Votes Cast	2,214	311	1,896	7

Precinct 013

PROPOSITION 412 - Amphitheater Unified School District No. 10

Vote For 1

	TOTAL	Polls	Early Provisional	s
Bond Approval, Yes / Aprobación de Bonos, Sí	1,210	159	1,047	4
Bond Approval, No / Aprobación de Bonos, No	1,016	161	852	3
Total Votes Cast	2,226	320	1,899	7

PROPOSITION 413 - Amphitheater Unified School District No. 10

Vote For 1

	TOTAL	Polls	Early Provisional	s
Budget Override Continuation, Yes / Continuación del Aumento al Presupuesto, Sí	1,213	159	1,049	5
Budget Override Continuation, No / Continuación del Aumento al Presupuesto, No	1,012	160	850	2
Total Votes Cast	2,225	319	1,899	7

Summary Results Report
 General Election
 November 5, 2024

OFFICIAL RESULTS
 Summary of Votes Cast
 County of Pima

Precinct 014

Statistics	TOTAL	Polls	Early Provisionals	
Registered Voters - Total	4,287			
Ballots Cast - Total	3,496	559	2,902	35
Ballots Cast - Blank	48	11	35	2
Voter Turnout - Total	81.55%			

Presidential Electors

Vote For 1	TOTAL	Polls	Early Provisionals	
HARRIS, KAMALA D.	1,718	202	1,503	13
TRUMP, DONALD J.	1,722	350	1,351	21
OLIVER, CHASE	18	1	17	0
STEIN, JILL	14	0	13	1
Write-In Totals	4	1	3	0
Write-In: Ayyadurai / Ellis	0	0	0	0
Write-In: Boddie / Stoneham	0	0	0	0
Write-In: De la Cruz / Garcia	0	0	0	0
Write-In: Shelton / Serra	0	0	0	0
Write-In: Skousen / Combs	0	0	0	0
Not Assigned	4	1	3	0
Total Votes Cast	3,476	554	2,887	35

U.S. Senator

Vote For 1	TOTAL	Polls	Early Provisionals	
GALLEGO, RUBEN	1,745	218	1,514	13
LAKE, KARI	1,577	309	1,251	17
QUINTANA, EDUARDO	81	14	66	1
Write-In Totals	5	0	5	0
Write-In: Williams, Sarah	0	0	0	0
Write-In: Beckett, Christopher	0	0	0	0
Write-In: Sanders, Steven Cavin	0	0	0	0
Write-In: Bozic, David	0	0	0	0
Write-In: Petty, Shawn	0	0	0	0
Write-In: Rodriguez, Benjamin	0	0	0	0
Write-In: Prosser, Jannie "Jannie"	0	0	0	0
Not Assigned	5	0	5	0
Total Votes Cast	3,408	541	2,836	31

Summary Results Report
 General Election
 November 5, 2024

OFFICIAL RESULTS
 Summary of Votes Cast
 County of Pima

Precinct 014

U.S. Representative in Congress District 6

Vote For 1

	TOTAL	Polls	Early Provisional	S
ENGEL, KIRSTEN	1,613	197	1,405	11
CISCOMANI, JUAN	1,692	333	1,342	17
EASTWOOD, ATHENA	71	12	58	1
Write-In Totals	4	0	4	0
Write-In: Pozzolo, Luis	0	0	0	0
Not Assigned	4	0	4	0
Total Votes Cast	3,380	542	2,809	29

State Senator District 17

Vote For 1

	TOTAL	Polls	Early Provisional	S
MCLEAN, JOHN	1,722	214	1,497	11
LEACH, VENDEN "VINCE"	1,608	316	1,280	12
Write-In Totals	7	0	6	1
Not Assigned	7	0	6	1
Total Votes Cast	3,337	530	2,783	24

State Representative Dist. 17

Vote For 2

	TOTAL	Polls	Early Provisional	S
VOLK, KEVIN	1,684	198	1,476	10
JONES, RACHEL	1,514	264	1,238	12
MCGARR, CORY	1,368	245	1,115	8
Write-In Totals	21	0	19	2
Not Assigned	21	0	19	2
Total Votes Cast	4,587	707	3,848	32

Corporation Commissioner

Vote For 3

	TOTAL	Polls	Early Provisional	S
AGUILAR, YLENIA	1,428	143	1,275	10
HILL, JONATHON	1,450	133	1,313	4
POLACHECK, JOSHUA	1,364	131	1,229	4
LOPEZ, RENE	1,402	238	1,154	10
MARQUEZ PETERSON, LEA	1,412	236	1,166	10
WALDEN, RACHEL	1,497	269	1,217	11
CEASE, MIKE	80	17	61	2
LUXENBERG, NINA	117	19	96	2
Write-In Totals	6	2	4	0
Write-In: Bertone, Frank	0	0	0	0
Not Assigned	6	2	4	0
Total Votes Cast	8,756	1,188	7,515	53

Precinct 014

Board of Supervisors District 3

Vote For 1

	TOTAL	Polls	Early Provisional	s
ALLEN, JENNIFER "JEN"	1,524	172	1,344	8
WITTENBRAKER, JANET "JL"	1,616	319	1,283	14
BAH, IMAN-UTOPIA LAYJOU	131	22	107	2
Write-In Totals	1	0	1	0
Not Assigned	1	0	1	0
Total Votes Cast	3,272	513	2,735	24

County Assessor

Vote For 1

	TOTAL	Polls	Early Provisional	s
DROUBIE, SUZANNE	2,186	320	1,843	23
Write-In Totals	117	34	83	0
Not Assigned	117	34	83	0
Total Votes Cast	2,303	354	1,926	23

County Attorney

Vote For 1

	TOTAL	Polls	Early Provisional	s
CONOVER, LAURA	1,843	247	1,576	20
DRUAN, HOWARD	689	142	542	5
Write-In Totals	58	18	40	0
Not Assigned	58	18	40	0
Total Votes Cast	2,590	407	2,158	25

County Recorder

Vote For 1

	TOTAL	Polls	Early Provisional	s
CÁZARES-KELLY, GABRIELLA	1,650	187	1,448	15
CAMPBELL-GONZALEZ, DOMINIC	1,563	321	1,230	12
Write-In Totals	3	0	3	0
Not Assigned	3	0	3	0
Total Votes Cast	3,216	508	2,681	27

County Sheriff

Vote For 1

	TOTAL	Polls	Early Provisional	s
NANOS, CHRIS	1,371	162	1,198	11
LAPPIN, HEATHER	1,921	363	1,539	19
Write-In Totals	8	2	6	0
Write-In: Di Genova, Trista	1	0	1	0
Not Assigned	7	2	5	0
Total Votes Cast	3,300	527	2,743	30

Precinct 014

County Superintendent of Schools

Vote For 1

	TOTAL	Polls	Early Provisional	S
WILLIAMS, DUSTIN	2,166	323	1,821	22
Write-In Totals	94	27	67	0
Not Assigned	94	27	67	0
Total Votes Cast	2,260	350	1,888	22

County Treasurer

Vote For 1

	TOTAL	Polls	Early Provisional	S
JOHNSON, BRIAN	1,516	171	1,335	10
ACKERLEY, CHRIS	1,716	337	1,362	17
Write-In Totals	4	1	3	0
Not Assigned	4	1	3	0
Total Votes Cast	3,236	509	2,700	27

Justice of the Peace Precinct 10

Vote For 1

	TOTAL	Polls	Early Provisional	S
FORMAN, ROBERT J.	2,320	422	1,883	15
Write-In Totals	70	8	62	0
Not Assigned	70	8	62	0
Total Votes Cast	2,390	430	1,945	15

Constable Precinct 10

Vote For 1

	TOTAL	Polls	Early Provisional	S
CAMMARANO, JOHN	2,322	420	1,887	15
Write-In Totals	61	6	55	0
Not Assigned	61	6	55	0
Total Votes Cast	2,383	426	1,942	15

KING, KATHRYN H.

Vote For 1

	TOTAL	Polls	Early Provisional	S
Yes / Si	1,539	281	1,240	18
No	1,159	142	1,013	4
Total Votes Cast	2,698	423	2,253	22

BOLICK, CLINT

Vote For 1

	TOTAL	Polls	Early Provisional	S
Yes / Si	1,478	263	1,199	16
No	1,204	149	1,050	5
Total Votes Cast	2,682	412	2,249	21

Precinct 014

ECKERSTROM, PETER J.

Vote For 1

	TOTAL	Polls	Early Provisional	S
Yes / Si	1,830	275	1,537	18
No	651	125	523	3
Total Votes Cast	2,481	400	2,060	21

STARING, CHRISTOPHER P.

Vote For 1

	TOTAL	Polls	Early Provisional	S
Yes / Si	1,832	286	1,528	18
No	631	109	518	4
Total Votes Cast	2,463	395	2,046	22

GRIFFIN, BRENDEN J.

Vote For 1

	TOTAL	Polls	Early Provisional	S
Yes / Si	1,791	275	1,499	17
No	614	110	501	3
Total Votes Cast	2,405	385	2,000	20

LEE, KENNETH

Vote For 1

	TOTAL	Polls	Early Provisional	S
Yes / Si	1,799	270	1,511	18
No	599	114	483	2
Total Votes Cast	2,398	384	1,994	20

BRYSON, KYLE A.

Vote For 1

	TOTAL	Polls	Early Provisional	S
Yes / Si	1,817	267	1,532	18
No	584	114	468	2
Total Votes Cast	2,401	381	2,000	20

COHEN, GARY J.

Vote For 1

	TOTAL	Polls	Early Provisional	S
Yes / Si	1,796	268	1,511	17
No	583	114	466	3
Total Votes Cast	2,379	382	1,977	20

Precinct 014

GORDON, RICHARD E.

Vote For 1

	TOTAL	Polls	Early Provisional	S
Yes / Si	1,782	264	1,501	17
No	599	114	482	3
Total Votes Cast	2,381	378	1,983	20

BUTLER, MICHAEL J.

Vote For 1

	TOTAL	Polls	Early Provisional	S
Yes / Si	1,810	267	1,525	18
No	574	111	461	2
Total Votes Cast	2,384	378	1,986	20

YEHLING, WAYNE E.

Vote For 1

	TOTAL	Polls	Early Provisional	S
Yes / Si	1,775	261	1,497	17
No	611	120	488	3
Total Votes Cast	2,386	381	1,985	20

CONSTANT, DANIELLE J.K.

Vote For 1

	TOTAL	Polls	Early Provisional	S
Yes / Si	1,716	269	1,430	17
No	641	106	532	3
Total Votes Cast	2,357	375	1,962	20

METCALF, D. DOUGLAS

Vote For 1

	TOTAL	Polls	Early Provisional	S
Yes / Si	1,783	270	1,497	16
No	607	109	494	4
Total Votes Cast	2,390	379	1,991	20

MCGINLEY, CASEY F.

Vote For 1

	TOTAL	Polls	Early Provisional	S
Yes / Si	1,804	262	1,525	17
No	570	112	455	3
Total Votes Cast	2,374	374	1,980	20

Precinct 014

SAKALL, GREG

Vote For 1

	TOTAL	Polls	Early Provisional	S
Yes / Si	1,791	261	1,513	17
No	589	117	469	3
Total Votes Cast	2,380	378	1,982	20

WAGENER, JOAN L.

Vote For 1

	TOTAL	Polls	Early Provisional	S
Yes / Si	1,789	265	1,507	17
No	586	111	472	3
Total Votes Cast	2,375	376	1,979	20

JOHNSON, KELLIE L.

Vote For 1

	TOTAL	Polls	Early Provisional	S
Yes / Si	1,607	257	1,333	17
No	812	124	685	3
Total Votes Cast	2,419	381	2,018	20

ORTIZ, KIMBERLY H.

Vote For 1

	TOTAL	Polls	Early Provisional	S
Yes / Si	1,798	271	1,511	16
No	565	104	457	4
Total Votes Cast	2,363	375	1,968	20

MCDONALD, SCOTT DAVID

Vote For 1

	TOTAL	Polls	Early Provisional	S
Yes / Si	1,748	260	1,471	17
No	624	115	506	3
Total Votes Cast	2,372	375	1,977	20

ABRAMS, LISA ILKA

Vote For 1

	TOTAL	Polls	Early Provisional	S
Yes / Si	1,791	271	1,503	17
No	581	106	472	3
Total Votes Cast	2,372	377	1,975	20

Precinct 014

Governing Board - Marana Unified School District No. 6

	TOTAL	Polls	Early Provisional	S
ALEXANDER, ROY	1,199	177	1,019	3
HOLT, HUNTER D.	1,248	182	1,058	8
RAYMOND, CATHIE	1,392	180	1,196	16
ROBERTS, MIKAIL	1,059	167	882	10
WILLARD, DAVID	1,369	193	1,173	3
Write-In Totals	29	4	25	0
Not Assigned	29	4	25	0
Total Votes Cast	6,296	903	5,353	40

Governing Board - Flowing Wells Unified School District No. 8

	TOTAL	Polls	Early Provisional	S
DAILY, KEVIN	0	0	0	0
DELGADO JR., JOSEPH	0	0	0	0
EFFING, WENDY J.	0	0	0	0
MILLER, STEPHANIE	0	0	0	0
Write-In Totals	0	0	0	0
Not Assigned	0	0	0	0
Total Votes Cast	0	0	0	0

Board of Governors - Pima Community College Dist. 3

	TOTAL	Polls	Early Provisional	S
GARCIA, MARIA DE LA LUZ	1,032	169	851	12
RANDALL, KRISTEN	1,199	205	984	10
Write-In Totals	25	4	21	0
Not Assigned	25	4	21	0
Total Votes Cast	2,256	378	1,856	22

PROPOSITION 133

	TOTAL	Polls	Early Provisional	S
Yes / Sí	1,254	240	1,001	13
No	1,872	262	1,594	16
Total Votes Cast	3,126	502	2,595	29

PROPOSITION 134

	TOTAL	Polls	Early Provisional	S
Yes / Sí	1,240	252	976	12
No	1,880	241	1,622	17
Total Votes Cast	3,120	493	2,598	29

Precinct 014

PROPOSITION 135

Vote For 1				
	TOTAL	Polls	Early Provisional	S
Yes / Si	1,421	274	1,129	18
No	1,666	221	1,435	10
Total Votes Cast	3,087	495	2,564	28

PROPOSITION 136

Vote For 1				
	TOTAL	Polls	Early Provisional	S
Yes / Si	1,088	230	850	8
No	1,981	256	1,705	20
Total Votes Cast	3,069	486	2,555	28

PROPOSITION 137

Vote For 1				
	TOTAL	Polls	Early Provisional	S
Yes / Si	607	115	485	7
No	2,489	377	2,092	20
Total Votes Cast	3,096	492	2,577	27

PROPOSITION 138

Vote For 1				
	TOTAL	Polls	Early Provisional	S
Yes / Si	729	131	589	9
No	2,476	380	2,075	21
Total Votes Cast	3,205	511	2,664	30

PROPOSITION 139

Vote For 1				
	TOTAL	Polls	Early Provisional	S
Yes / Si	2,138	307	1,809	22
No	1,219	229	979	11
Total Votes Cast	3,357	536	2,788	33

PROPOSITION 140

Vote For 1				
	TOTAL	Polls	Early Provisional	S
Yes / Si	1,431	264	1,153	14
No	1,822	249	1,554	19
Total Votes Cast	3,253	513	2,707	33

Precinct 014

PROPOSITION 311

Vote For 1				
	TOTAL	Polls	Early Provisional	S
Yes / Sí	2,161	383	1,753	25
No	1,112	136	969	7
Total Votes Cast	3,273	519	2,722	32

PROPOSITION 312

Vote For 1				
	TOTAL	Polls	Early Provisional	S
Yes / Sí	1,946	369	1,552	25
No	1,283	146	1,130	7
Total Votes Cast	3,229	515	2,682	32

PROPOSITION 313

Vote For 1				
	TOTAL	Polls	Early Provisional	S
Yes / Sí	2,042	387	1,632	23
No	1,140	123	1,011	6
Total Votes Cast	3,182	510	2,643	29

PROPOSITION 314

Vote For 1				
	TOTAL	Polls	Early Provisional	S
Yes / Sí	1,962	363	1,581	18
No	1,198	139	1,048	11
Total Votes Cast	3,160	502	2,629	29

PROPOSITION 315

Vote For 1				
	TOTAL	Polls	Early Provisional	S
Yes / Sí	1,385	258	1,111	16
No	1,657	228	1,417	12
Total Votes Cast	3,042	486	2,528	28

PROPOSITION 411 - Marana Unified School District No. 6

Vote For 1				
	TOTAL	Polls	Early Provisional	S
Budget Increase, Yes / Aumento al Presupuesto, Sí	1,801	321	1,462	18
Budget Increase, No / Aumento al Presupuesto, No	1,324	183	1,137	4
Total Votes Cast	3,125	504	2,599	22

Summary Results Report
 General Election
 November 5, 2024

OFFICIAL RESULTS
 Summary of Votes Cast
 County of Pima

Precinct 015

Statistics	TOTAL	Polls	Early Provisional	s
Registered Voters - Total	1,700			
Ballots Cast - Total	1,317	235	1,075	7
Ballots Cast - Blank	26	8	17	1
Voter Turnout - Total	77.47%			

Presidential Electors

Vote For 1	TOTAL	Polls	Early Provisional	s
HARRIS, KAMALA D.	583	67	515	1
TRUMP, DONALD J.	710	167	538	5
OLIVER, CHASE	7	0	7	0
STEIN, JILL	9	0	9	0
Write-In Totals	4	1	2	1
Write-In: Ayyadurai / Ellis	0	0	0	0
Write-In: Boddie / Stoneham	0	0	0	0
Write-In: De la Cruz / Garcia	0	0	0	0
Write-In: Shelton / Serra	0	0	0	0
Write-In: Skousen / Combs	0	0	0	0
Not Assigned	4	1	2	1
Total Votes Cast	1,313	235	1,071	7

U.S. Senator

Vote For 1	TOTAL	Polls	Early Provisional	s
GALLEGO, RUBEN	595	69	524	2
LAKE, KARI	653	155	494	4
QUINTANA, EDUARDO	36	6	30	0
Write-In Totals	2	0	2	0
Write-In: Williams, Sarah	0	0	0	0
Write-In: Beckett, Christopher	0	0	0	0
Write-In: Sanders, Steven Cavin	0	0	0	0
Write-In: Bozic, David	0	0	0	0
Write-In: Petty, Shawn	0	0	0	0
Write-In: Rodriguez, Benjamin	0	0	0	0
Write-In: Prosser, Jannie "Jannie"	0	0	0	0
Not Assigned	2	0	2	0
Total Votes Cast	1,286	230	1,050	6

Precinct 015

U.S. Representative in Congress District 6

Vote For 1

	TOTAL	Polls	Early Provisional	s
ENGEL, KIRSTEN	536	58	477	1
CISCOMANI, JUAN	690	161	524	5
EASTWOOD, ATHENA	42	7	34	1
Write-In Totals	1	0	1	0
Write-In: Pozzolo, Luis	0	0	0	0
Not Assigned	1	0	1	0
Total Votes Cast	1,269	226	1,036	7

State Senator District 18

Vote For 1

	TOTAL	Polls	Early Provisional	s
SUNDARESHAN, PRIYA	727	95	629	3
Write-In Totals	59	18	41	0
Not Assigned	59	18	41	0
Total Votes Cast	786	113	670	3

State Representative Dist. 18

Vote For 2

	TOTAL	Polls	Early Provisional	s
GUTIERREZ, NANCY	528	51	475	2
MATHIS, CHRIS	501	44	456	1
ROSENBLUM, LEONARD "LEN"	673	155	513	5
Write-In Totals	12	3	9	0
Not Assigned	12	3	9	0
Total Votes Cast	1,714	253	1,453	8

Corporation Commissioner

Vote For 3

	TOTAL	Polls	Early Provisional	s
AGUILAR, YLENIA	488	45	443	0
HILL, JONATHON	465	37	428	0
POLACHECK, JOSHUA	444	40	404	0
LOPEZ, RENE	546	112	431	3
MARQUEZ PETERSON, LEA	515	103	410	2
WALDEN, RACHEL	575	117	455	3
CEASE, MIKE	46	7	39	0
LUXENBERG, NINA	45	7	38	0
Write-In Totals	0	0	0	0
Write-In: Bertone, Frank	0	0	0	0
Not Assigned	0	0	0	0
Total Votes Cast	3,124	468	2,648	8

Precinct 015

Board of Supervisors District 3

Vote For 1

	TOTAL	Polls	Early Provisional	S
ALLEN, JENNIFER "JEN"	505	46	459	0
WITTENBRAKER, JANET "JL"	663	156	503	4
BAH, IMAN-UTOPIA LAYJOU	46	5	41	0
Write-In Totals	1	1	0	0
Not Assigned	1	1	0	0
Total Votes Cast	1,215	208	1,003	4

County Assessor

Vote For 1

	TOTAL	Polls	Early Provisional	S
DROUBIE, SUZANNE	740	100	638	2
Write-In Totals	47	12	35	0
Not Assigned	47	12	35	0
Total Votes Cast	787	112	673	2

County Attorney

Vote For 1

	TOTAL	Polls	Early Provisional	S
CONOVER, LAURA	608	74	532	2
DRUAN, HOWARD	252	63	189	0
Write-In Totals	26	6	20	0
Not Assigned	26	6	20	0
Total Votes Cast	886	143	741	2

County Recorder

Vote For 1

	TOTAL	Polls	Early Provisional	S
CÁZARES-KELLY, GABRIELLA	568	57	510	1
CAMPBELL-GONZALEZ, DOMINIC	637	157	478	2
Write-In Totals	1	0	1	0
Not Assigned	1	0	1	0
Total Votes Cast	1,206	214	989	3

County Sheriff

Vote For 1

	TOTAL	Polls	Early Provisional	S
NANOS, CHRIS	477	52	425	0
LAPPIN, HEATHER	761	164	591	6
Write-In Totals	2	0	2	0
Write-In: Di Genova, Trista	0	0	0	0
Not Assigned	2	0	2	0
Total Votes Cast	1,240	216	1,018	6

Precinct 015

County Superintendent of Schools

Vote For 1

	TOTAL	Polls	Early Provisional	S
WILLIAMS, DUSTIN	724	97	625	2
Write-In Totals	51	10	41	0
Not Assigned	51	10	41	0
Total Votes Cast	775	107	666	2

County Treasurer

Vote For 1

	TOTAL	Polls	Early Provisional	S
JOHNSON, BRIAN	510	53	457	0
ACKERLEY, CHRIS	699	158	536	5
Write-In Totals	0	0	0	0
Not Assigned	0	0	0	0
Total Votes Cast	1,209	211	993	5

Justice of the Peace Precinct 6

Vote For 1

	TOTAL	Polls	Early Provisional	S
BALL, ALEXANDER	746	104	640	2
Write-In Totals	46	11	35	0
Not Assigned	46	11	35	0
Total Votes Cast	792	115	675	2

Constable Precinct 6

Vote For 1

	TOTAL	Polls	Early Provisional	S
BERNAL, BENNETT L.	733	101	630	2
Write-In Totals	46	10	36	0
Not Assigned	46	10	36	0
Total Votes Cast	779	111	666	2

KING, KATHRYN H.

Vote For 1

	TOTAL	Polls	Early Provisional	S
Yes / Si	598	123	474	1
No	389	50	338	1
Total Votes Cast	987	173	812	2

BOLICK, CLINT

Vote For 1

	TOTAL	Polls	Early Provisional	S
Yes / Si	563	113	449	1
No	414	57	356	1
Total Votes Cast	977	170	805	2

Precinct 015

ECKERSTROM, PETER J.

Vote For 1

	TOTAL	Polls	Early Provisional	S
Yes / Si	646	105	540	1
No	279	60	218	1
Total Votes Cast	925	165	758	2

STARING, CHRISTOPHER P.

Vote For 1

	TOTAL	Polls	Early Provisional	S
Yes / Si	635	109	525	1
No	280	52	227	1
Total Votes Cast	915	161	752	2

GRIFFIN, BRENDEN J.

Vote For 1

	TOTAL	Polls	Early Provisional	S
Yes / Si	644	103	540	1
No	267	56	210	1
Total Votes Cast	911	159	750	2

LEE, KENNETH

Vote For 1

	TOTAL	Polls	Early Provisional	S
Yes / Si	642	95	546	1
No	263	60	202	1
Total Votes Cast	905	155	748	2

BRYSON, KYLE A.

Vote For 1

	TOTAL	Polls	Early Provisional	S
Yes / Si	645	103	542	0
No	258	53	203	2
Total Votes Cast	903	156	745	2

COHEN, GARY J.

Vote For 1

	TOTAL	Polls	Early Provisional	S
Yes / Si	636	105	531	0
No	264	52	212	0
Total Votes Cast	900	157	743	0

Precinct 015

GORDON, RICHARD E.

Vote For 1

	TOTAL	Polls	Early Provisional	S
Yes / Si	630	100	529	1
No	263	55	208	0
Total Votes Cast	893	155	737	1

BUTLER, MICHAEL J.

Vote For 1

	TOTAL	Polls	Early Provisional	S
Yes / Si	642	102	540	0
No	258	55	201	2
Total Votes Cast	900	157	741	2

YEHLING, WAYNE E.

Vote For 1

	TOTAL	Polls	Early Provisional	S
Yes / Si	639	99	540	0
No	261	57	202	2
Total Votes Cast	900	156	742	2

CONSTANT, DANIELLE J.K.

Vote For 1

	TOTAL	Polls	Early Provisional	S
Yes / Si	636	102	533	1
No	259	53	206	0
Total Votes Cast	895	155	739	1

METCALF, D. DOUGLAS

Vote For 1

	TOTAL	Polls	Early Provisional	S
Yes / Si	634	98	535	1
No	261	55	205	1
Total Votes Cast	895	153	740	2

MCGINLEY, CASEY F.

Vote For 1

	TOTAL	Polls	Early Provisional	S
Yes / Si	650	103	546	1
No	241	51	190	0
Total Votes Cast	891	154	736	1

Precinct 015

SAKALL, GREG

Vote For 1

	TOTAL	Polls	Early Provisional	S
Yes / Si	638	98	539	1
No	259	54	204	1
Total Votes Cast	897	152	743	2

WAGENER, JOAN L.

Vote For 1

	TOTAL	Polls	Early Provisional	S
Yes / Si	641	107	533	1
No	248	46	202	0
Total Votes Cast	889	153	735	1

JOHNSON, KELLIE L.

Vote For 1

	TOTAL	Polls	Early Provisional	S
Yes / Si	614	106	507	1
No	286	49	236	1
Total Votes Cast	900	155	743	2

ORTIZ, KIMBERLY H.

Vote For 1

	TOTAL	Polls	Early Provisional	S
Yes / Si	651	109	541	1
No	240	44	196	0
Total Votes Cast	891	153	737	1

MCDONALD, SCOTT DAVID

Vote For 1

	TOTAL	Polls	Early Provisional	S
Yes / Si	622	106	516	0
No	263	46	216	1
Total Votes Cast	885	152	732	1

ABRAMS, LISA ILKA

Vote For 1

	TOTAL	Polls	Early Provisional	S
Yes / Si	652	105	547	0
No	243	48	193	2
Total Votes Cast	895	153	740	2

Precinct 015

Governing Board - Marana Unified School District No. 6

Vote For 3

	TOTAL	Polls	Early Provisional	S
ALEXANDER, ROY	513	67	443	3
HOLT, HUNTER D.	425	69	356	0
RAYMOND, CATHIE	493	56	436	1
ROBERTS, MIKAIL	412	69	340	3
WILLARD, DAVID	451	64	384	3
Write-In Totals	4	0	4	0
Not Assigned	4	0	4	0
Total Votes Cast	2,298	325	1,963	10

Board of Governors - Pima Community College Dist. 3

Vote For 1

	TOTAL	Polls	Early Provisional	S
GARCIA, MARIA DE LA LUZ	302	59	242	1
RANDALL, KRISTEN	557	86	470	1
Write-In Totals	7	1	6	0
Not Assigned	7	1	6	0
Total Votes Cast	866	146	718	2

PROPOSITION 133

Vote For 1

	TOTAL	Polls	Early Provisional	S
Yes / Si	492	111	377	4
No	655	93	561	1
Total Votes Cast	1,147	204	938	5

PROPOSITION 134

Vote For 1

	TOTAL	Polls	Early Provisional	S
Yes / Si	514	114	397	3
No	640	89	550	1
Total Votes Cast	1,154	203	947	4

PROPOSITION 135

Vote For 1

	TOTAL	Polls	Early Provisional	S
Yes / Si	553	106	445	2
No	587	91	494	2
Total Votes Cast	1,140	197	939	4

Precinct 015

PROPOSITION 136

Vote For 1

	TOTAL	Polls	Early Provisional	S
Yes / Si	408	92	314	2
No	707	99	605	3
Total Votes Cast	1,115	191	919	5

PROPOSITION 137

Vote For 1

	TOTAL	Polls	Early Provisional	S
Yes / Si	260	46	213	1
No	865	148	714	3
Total Votes Cast	1,125	194	927	4

PROPOSITION 138

Vote For 1

	TOTAL	Polls	Early Provisional	S
Yes / Si	280	60	220	0
No	894	150	740	4
Total Votes Cast	1,174	210	960	4

PROPOSITION 139

Vote For 1

	TOTAL	Polls	Early Provisional	S
Yes / Si	750	103	643	4
No	490	119	370	1
Total Votes Cast	1,240	222	1,013	5

PROPOSITION 140

Vote For 1

	TOTAL	Polls	Early Provisional	S
Yes / Si	516	93	420	3
No	691	123	567	1
Total Votes Cast	1,207	216	987	4

PROPOSITION 311

Vote For 1

	TOTAL	Polls	Early Provisional	S
Yes / Si	843	154	688	1
No	372	61	308	3
Total Votes Cast	1,215	215	996	4

Precinct 015

PROPOSITION 312

Vote For 1				
	TOTAL	Polls	Early Provisional	S
Yes / Sí	760	146	609	5
No	445	66	379	0
Total Votes Cast	1,205	212	988	5

PROPOSITION 313

Vote For 1				
	TOTAL	Polls	Early Provisional	S
Yes / Sí	829	162	663	4
No	360	52	308	0
Total Votes Cast	1,189	214	971	4

PROPOSITION 314

Vote For 1				
	TOTAL	Polls	Early Provisional	S
Yes / Sí	778	153	621	4
No	408	57	350	1
Total Votes Cast	1,186	210	971	5

PROPOSITION 315

Vote For 1				
	TOTAL	Polls	Early Provisional	S
Yes / Sí	498	106	389	3
No	615	94	520	1
Total Votes Cast	1,113	200	909	4

PROPOSITION 411 - Marana Unified School District No. 6

Vote For 1				
	TOTAL	Polls	Early Provisional	S
Budget Increase, Yes / Aumento al Presupuesto, Sí	605	110	493	2
Budget Increase, No / Aumento al Presupuesto, No	549	101	445	3
Total Votes Cast	1,154	211	938	5

Summary Results Report
 General Election
 November 5, 2024

OFFICIAL RESULTS
 Summary of Votes Cast
 County of Pima

Precinct 016

Statistics	TOTAL	Polls	Early Provisionals	
Registered Voters - Total	2,955			
Ballots Cast - Total	2,574	314	2,249	11
Ballots Cast - Blank	30	5	23	2
Voter Turnout - Total	87.11%			

Presidential Electors

Vote For 1	TOTAL	Polls	Early Provisionals	
HARRIS, KAMALA D.	1,792	162	1,623	7
TRUMP, DONALD J.	727	144	580	3
OLIVER, CHASE	15	3	11	1
STEIN, JILL	18	0	18	0
Write-In Totals	8	1	7	0
Write-In: Ayyadurai / Ellis	0	0	0	0
Write-In: Boddie / Stoneham	0	0	0	0
Write-In: De la Cruz / Garcia	5	0	5	0
Write-In: Shelton / Serra	0	0	0	0
Write-In: Skousen / Combs	0	0	0	0
Not Assigned	3	1	2	0
Total Votes Cast	2,560	310	2,239	11

U.S. Senator

Vote For 1	TOTAL	Polls	Early Provisionals	
GALLEGO, RUBEN	1,808	160	1,641	7
LAKE, KARI	637	127	506	4
QUINTANA, EDUARDO	67	15	52	0
Write-In Totals	3	1	2	0
Write-In: Williams, Sarah	0	0	0	0
Write-In: Beckett, Christopher	0	0	0	0
Write-In: Sanders, Steven Cavin	0	0	0	0
Write-In: Bozic, David	0	0	0	0
Write-In: Petty, Shawn	0	0	0	0
Write-In: Rodriguez, Benjamin	0	0	0	0
Write-In: Prosser, Jannie "Jannie"	0	0	0	0
Not Assigned	3	1	2	0
Total Votes Cast	2,515	303	2,201	11

U.S. Representative in Congress District 7

Vote For 1	TOTAL	Polls	Early Provisionals	
GRIJALVA, RAÚL M.	1,730	151	1,575	4
BUTIEREZ SR., DANIEL FRANCIS	730	140	586	4
Write-In Totals	10	2	8	0
Not Assigned	10	2	8	0
Total Votes Cast	2,470	293	2,169	8

Precinct 016

State Senator District 20

Vote For 1

	TOTAL	Polls	Early Provisional	S
GONZALES, SALLY ANN	1,854	195	1,653	6
Write-In Totals	59	16	43	0
Not Assigned	59	16	43	0
Total Votes Cast	1,913	211	1,696	6

State Representative Dist. 20

Vote For 2

	TOTAL	Polls	Early Provisional	S
HERNANDEZ, ALMA	1,647	151	1,490	6
VILLEGAS, BETTY	1,513	124	1,385	4
Write-In Totals	76	16	60	0
Not Assigned	76	16	60	0
Total Votes Cast	3,236	291	2,935	10

Corporation Commissioner

Vote For 3

	TOTAL	Polls	Early Provisional	S
AGUILAR, YLENIA	1,572	111	1,456	5
HILL, JONATHON	1,454	95	1,356	3
POLACHECK, JOSHUA	1,449	98	1,347	4
LOPEZ, RENE	644	111	530	3
MARQUEZ PETERSON, LEA	651	97	553	1
WALDEN, RACHEL	611	109	500	2
CEASE, MIKE	99	17	82	0
LUXENBERG, NINA	109	14	95	0
Write-In Totals	5	1	4	0
Write-In: Bertone, Frank	0	0	0	0
Not Assigned	5	1	4	0
Total Votes Cast	6,594	653	5,923	18

Board of Supervisors District 5

Vote For 1

	TOTAL	Polls	Early Provisional	S
GRIJALVA, ADELITA	1,639	137	1,497	5
ROMERO, VAL	690	134	555	1
Write-In Totals	11	1	10	0
Not Assigned	11	1	10	0
Total Votes Cast	2,340	272	2,062	6

Precinct 016

County Assessor

Vote For 1

	TOTAL	Polls	Early Provisional	S
DROUBIE, SUZANNE	1,853	186	1,660	7
Write-In Totals	47	11	35	1
Not Assigned	47	11	35	1
Total Votes Cast	1,900	197	1,695	8

County Attorney

Vote For 1

	TOTAL	Polls	Early Provisional	S
CONOVER, LAURA	1,659	158	1,495	6
DRUAN, HOWARD	422	72	348	2
Write-In Totals	24	3	21	0
Not Assigned	24	3	21	0
Total Votes Cast	2,105	233	1,864	8

County Recorder

Vote For 1

	TOTAL	Polls	Early Provisional	S
CÁZARES-KELLY, GABRIELLA	1,720	144	1,570	6
CAMPBELL-GONZALEZ, DOMINIC	682	136	544	2
Write-In Totals	5	1	4	0
Not Assigned	5	1	4	0
Total Votes Cast	2,407	281	2,118	8

County Sheriff

Vote For 1

	TOTAL	Polls	Early Provisional	S
NANOS, CHRIS	1,462	121	1,336	5
LAPPIN, HEATHER	947	165	779	3
Write-In Totals	13	3	10	0
Write-In: Di Genova, Trista	0	0	0	0
Not Assigned	13	3	10	0
Total Votes Cast	2,422	289	2,125	8

County Superintendent of Schools

Vote For 1

	TOTAL	Polls	Early Provisional	S
WILLIAMS, DUSTIN	1,837	185	1,645	7
Write-In Totals	51	11	39	1
Not Assigned	51	11	39	1
Total Votes Cast	1,888	196	1,684	8

Precinct 016

County Treasurer

Vote For 1

	TOTAL	Polls	Early Provisional	S
JOHNSON, BRIAN	1,613	123	1,484	6
ACKERLEY, CHRIS	795	153	640	2
Write-In Totals	5	2	3	0
Not Assigned	5	2	3	0
Total Votes Cast	2,413	278	2,127	8

Justice of the Peace Precinct 4

Vote For 1

	TOTAL	Polls	Early Provisional	S
PESQUIERA, CHARLENE	1,840	189	1,645	6
Write-In Totals	44	11	33	0
Not Assigned	44	11	33	0
Total Votes Cast	1,884	200	1,678	6

Constable Precinct 4

Vote For 1

	TOTAL	Polls	Early Provisional	S
ETHRIDGE-NIELSEN, TRACY	1,808	183	1,619	6
Write-In Totals	46	12	34	0
Not Assigned	46	12	34	0
Total Votes Cast	1,854	195	1,653	6

KING, KATHRYN H.

Vote For 1

	TOTAL	Polls	Early Provisional	S
Yes / Si	954	138	812	4
No	1,164	98	1,063	3
Total Votes Cast	2,118	236	1,875	7

BOLICK, CLINT

Vote For 1

	TOTAL	Polls	Early Provisional	S
Yes / Si	896	129	763	4
No	1,213	103	1,107	3
Total Votes Cast	2,109	232	1,870	7

ECKERSTROM, PETER J.

Vote For 1

	TOTAL	Polls	Early Provisional	S
Yes / Si	1,485	142	1,338	5
No	468	77	389	2
Total Votes Cast	1,953	219	1,727	7

Precinct 016

STARING, CHRISTOPHER P.

Vote For 1

	TOTAL	Polls	Early Provisional	S
Yes / Si	1,388	145	1,239	4
No	534	74	457	3
Total Votes Cast	1,922	219	1,696	7

GRIFFIN, BRENDEN J.

Vote For 1

	TOTAL	Polls	Early Provisional	S
Yes / Si	1,350	137	1,210	3
No	546	76	466	4
Total Votes Cast	1,896	213	1,676	7

LEE, KENNETH

Vote For 1

	TOTAL	Polls	Early Provisional	S
Yes / Si	1,402	143	1,256	3
No	507	75	428	4
Total Votes Cast	1,909	218	1,684	7

BRYSON, KYLE A.

Vote For 1

	TOTAL	Polls	Early Provisional	S
Yes / Si	1,408	139	1,265	4
No	486	76	407	3
Total Votes Cast	1,894	215	1,672	7

COHEN, GARY J.

Vote For 1

	TOTAL	Polls	Early Provisional	S
Yes / Si	1,379	133	1,243	3
No	509	80	425	4
Total Votes Cast	1,888	213	1,668	7

GORDON, RICHARD E.

Vote For 1

	TOTAL	Polls	Early Provisional	S
Yes / Si	1,396	138	1,254	4
No	497	77	417	3
Total Votes Cast	1,893	215	1,671	7

Precinct 016

BUTLER, MICHAEL J.

Vote For 1

	TOTAL	Polls	Early Provisional	S
Yes / Si	1,410	137	1,269	4
No	485	78	404	3
Total Votes Cast	1,895	215	1,673	7

YEHLING, WAYNE E.

Vote For 1

	TOTAL	Polls	Early Provisional	S
Yes / Si	1,386	133	1,249	4
No	503	80	420	3
Total Votes Cast	1,889	213	1,669	7

CONSTANT, DANIELLE J.K.

Vote For 1

	TOTAL	Polls	Early Provisional	S
Yes / Si	1,340	138	1,197	5
No	551	80	469	2
Total Votes Cast	1,891	218	1,666	7

METCALF, D. DOUGLAS

Vote For 1

	TOTAL	Polls	Early Provisional	S
Yes / Si	1,392	140	1,247	5
No	499	74	423	2
Total Votes Cast	1,891	214	1,670	7

MCGINLEY, CASEY F.

Vote For 1

	TOTAL	Polls	Early Provisional	S
Yes / Si	1,430	143	1,283	4
No	465	71	391	3
Total Votes Cast	1,895	214	1,674	7

SAKALL, GREG

Vote For 1

	TOTAL	Polls	Early Provisional	S
Yes / Si	1,384	137	1,242	5
No	503	78	423	2
Total Votes Cast	1,887	215	1,665	7

Precinct 016

WAGENER, JOAN L.

	TOTAL	Polls	Early Provisional	S
Vote For 1				
Yes / Si	1,376	139	1,233	4
No	512	76	433	3
Total Votes Cast	1,888	215	1,666	7

JOHNSON, KELLIE L.

	TOTAL	Polls	Early Provisional	S
Vote For 1				
Yes / Si	1,135	135	998	2
No	780	81	694	5
Total Votes Cast	1,915	216	1,692	7

ORTIZ, KIMBERLY H.

	TOTAL	Polls	Early Provisional	S
Vote For 1				
Yes / Si	1,437	143	1,290	4
No	463	75	385	3
Total Votes Cast	1,900	218	1,675	7

MCDONALD, SCOTT DAVID

	TOTAL	Polls	Early Provisional	S
Vote For 1				
Yes / Si	1,354	137	1,214	3
No	540	77	459	4
Total Votes Cast	1,894	214	1,673	7

ABRAMS, LISA ILKA

	TOTAL	Polls	Early Provisional	S
Vote For 1				
Yes / Si	1,421	146	1,271	4
No	478	71	404	3
Total Votes Cast	1,899	217	1,675	7

Governing Board - Tucson Unified School District (TUSD) No. 1

	TOTAL	Polls	Early Provisional	S
Vote For 3				
ACOSTA RUIZ, PILAR	815	97	715	3
FLORES, ESTEBAN	747	109	634	4
LUNA ROSE, NATALIE	1,327	112	1,210	5
SHAH, RAVI	1,071	78	992	1
SHAW, SADIE	1,052	77	974	1
Write-In Totals	32	4	28	0
Not Assigned	32	4	28	0
Total Votes Cast	5,044	477	4,553	14

Precinct 016

Board of Governors - Pima Community College Dist. 5

Vote For 1

	TOTAL	Polls	Early Provisional	S
GONZALES, LUIS LOPEZ	756	94	660	2
MORALES, KARLA	1,028	105	920	3
Write-In Totals	19	4	15	0
Not Assigned	19	4	15	0
Total Votes Cast	1,803	203	1,595	5

PROPOSITION 133

Vote For 1

	TOTAL	Polls	Early Provisional	S
Yes / Si	620	98	517	5
No	1,729	178	1,547	4
Total Votes Cast	2,349	276	2,064	9

PROPOSITION 134

Vote For 1

	TOTAL	Polls	Early Provisional	S
Yes / Si	556	93	460	3
No	1,799	182	1,611	6
Total Votes Cast	2,355	275	2,071	9

PROPOSITION 135

Vote For 1

	TOTAL	Polls	Early Provisional	S
Yes / Si	674	126	544	4
No	1,654	148	1,501	5
Total Votes Cast	2,328	274	2,045	9

PROPOSITION 136

Vote For 1

	TOTAL	Polls	Early Provisional	S
Yes / Si	482	89	390	3
No	1,830	181	1,643	6
Total Votes Cast	2,312	270	2,033	9

PROPOSITION 137

Vote For 1

	TOTAL	Polls	Early Provisional	S
Yes / Si	338	61	277	0
No	1,999	212	1,778	9
Total Votes Cast	2,337	273	2,055	9

Precinct 016

PROPOSITION 138

Vote For 1				
	TOTAL	Polls	Early Provisional	S
Yes / Si	371	69	301	1
No	2,012	217	1,787	8
Total Votes Cast	2,383	286	2,088	9

PROPOSITION 139

Vote For 1				
	TOTAL	Polls	Early Provisional	S
Yes / Si	1,911	188	1,715	8
No	577	115	461	1
Total Votes Cast	2,488	303	2,176	9

PROPOSITION 140

Vote For 1				
	TOTAL	Polls	Early Provisional	S
Yes / Si	979	117	858	4
No	1,451	166	1,280	5
Total Votes Cast	2,430	283	2,138	9

PROPOSITION 311

Vote For 1				
	TOTAL	Polls	Early Provisional	S
Yes / Si	1,230	185	1,043	2
No	1,211	104	1,101	6
Total Votes Cast	2,441	289	2,144	8

PROPOSITION 312

Vote For 1				
	TOTAL	Polls	Early Provisional	S
Yes / Si	1,084	173	908	3
No	1,343	111	1,227	5
Total Votes Cast	2,427	284	2,135	8

PROPOSITION 313

Vote For 1				
	TOTAL	Polls	Early Provisional	S
Yes / Si	1,069	171	893	5
No	1,289	106	1,180	3
Total Votes Cast	2,358	277	2,073	8

Precinct 016

PROPOSITION 314

Vote For 1

	TOTAL	Polls	Early Provisional	S
Yes / Si	953	149	802	2
No	1,395	127	1,262	6
Total Votes Cast	2,348	276	2,064	8

PROPOSITION 315

Vote For 1

	TOTAL	Polls	Early Provisional	S
Yes / Si	661	111	549	1
No	1,630	151	1,472	7
Total Votes Cast	2,291	262	2,021	8

Summary Results Report
 General Election
 November 5, 2024

OFFICIAL RESULTS
 Summary of Votes Cast
 County of Pima

Precinct 017

Statistics	TOTAL	Polls	Early Provisional	s
Registered Voters - Total	2,006			
Ballots Cast - Total	1,570	215	1,335	20
Ballots Cast - Blank	19	7	12	0
Voter Turnout - Total	78.27%			

Presidential Electors

Vote For 1	TOTAL	Polls	Early Provisional	s
HARRIS, KAMALA D.	1,208	131	1,064	13
TRUMP, DONALD J.	327	83	238	6
OLIVER, CHASE	7	0	7	0
STEIN, JILL	16	0	15	1
Write-In Totals	4	0	4	0
Write-In: Ayyadurai / Ellis	0	0	0	0
Write-In: Boddie / Stoneham	0	0	0	0
Write-In: De la Cruz / Garcia	1	0	1	0
Write-In: Shelton / Serra	0	0	0	0
Write-In: Skousen / Combs	0	0	0	0
Not Assigned	3	0	3	0
Total Votes Cast	1,562	214	1,328	20

U.S. Senator

Vote For 1	TOTAL	Polls	Early Provisional	s
GALLEGO, RUBEN	1,220	130	1,075	15
LAKE, KARI	281	69	207	5
QUINTANA, EDUARDO	40	8	32	0
Write-In Totals	3	0	3	0
Write-In: Williams, Sarah	0	0	0	0
Write-In: Beckett, Christopher	0	0	0	0
Write-In: Sanders, Steven Cavin	0	0	0	0
Write-In: Bozic, David	0	0	0	0
Write-In: Petty, Shawn	0	0	0	0
Write-In: Rodriguez, Benjamin	0	0	0	0
Write-In: Prosser, Jannie "Jannie"	0	0	0	0
Not Assigned	3	0	3	0
Total Votes Cast	1,544	207	1,317	20

U.S. Representative in Congress District 7

Vote For 1	TOTAL	Polls	Early Provisional	s
GRIJALVA, RAÚL M.	1,201	132	1,055	14
BUTIEREZ SR., DANIEL FRANCIS	313	75	232	6
Write-In Totals	5	1	4	0
Not Assigned	5	1	4	0
Total Votes Cast	1,519	208	1,291	20

Precinct 017

State Senator District 20

Vote For 1

	TOTAL	Polls	Early Provisional	S
GONZALES, SALLY ANN	1,267	154	1,098	15
Write-In Totals	21	6	15	0
Not Assigned	21	6	15	0
Total Votes Cast	1,288	160	1,113	15

State Representative Dist. 20

Vote For 2

	TOTAL	Polls	Early Provisional	S
HERNANDEZ, ALMA	989	106	874	9
VILLEGAS, BETTY	1,075	107	961	7
Write-In Totals	15	3	12	0
Not Assigned	15	3	12	0
Total Votes Cast	2,079	216	1,847	16

Corporation Commissioner

Vote For 3

	TOTAL	Polls	Early Provisional	S
AGUILAR, YLENIA	1,051	108	934	9
HILL, JONATHON	997	83	910	4
POLACHECK, JOSHUA	976	76	893	7
LOPEZ, RENE	273	60	209	4
MARQUEZ PETERSON, LEA	264	42	220	2
WALDEN, RACHEL	250	47	201	2
CEASE, MIKE	70	9	58	3
LUXENBERG, NINA	88	10	76	2
Write-In Totals	2	0	2	0
Write-In: Bertone, Frank	0	0	0	0
Not Assigned	2	0	2	0
Total Votes Cast	3,971	435	3,503	33

Board of Supervisors District 5

Vote For 1

	TOTAL	Polls	Early Provisional	S
GRIJALVA, ADELITA	1,140	120	1,006	14
ROMERO, VAL	316	74	239	3
Write-In Totals	4	2	2	0
Not Assigned	4	2	2	0
Total Votes Cast	1,460	196	1,247	17

Precinct 017

County Assessor

Vote For 1

	TOTAL	Polls	Early Provisional	S
DROUBIE, SUZANNE	1,239	146	1,078	15
Write-In Totals	14	4	10	0
Not Assigned	14	4	10	0
Total Votes Cast	1,253	150	1,088	15

County Attorney

Vote For 1

	TOTAL	Polls	Early Provisional	S
CONOVER, LAURA	1,148	127	1,007	14
DRUAN, HOWARD	228	45	180	3
Write-In Totals	13	5	8	0
Not Assigned	13	5	8	0
Total Votes Cast	1,389	177	1,195	17

County Recorder

Vote For 1

	TOTAL	Polls	Early Provisional	S
CÁZARES-KELLY, GABRIELLA	1,194	131	1,049	14
CAMPBELL-GONZALEZ, DOMINIC	285	69	211	5
Write-In Totals	1	0	1	0
Not Assigned	1	0	1	0
Total Votes Cast	1,480	200	1,261	19

County Sheriff

Vote For 1

	TOTAL	Polls	Early Provisional	S
NANOS, CHRIS	1,020	112	897	11
LAPPIN, HEATHER	441	89	346	6
Write-In Totals	8	1	7	0
Write-In: Di Genova, Trista	1	0	1	0
Not Assigned	7	1	6	0
Total Votes Cast	1,469	202	1,250	17

County Superintendent of Schools

Vote For 1

	TOTAL	Polls	Early Provisional	S
WILLIAMS, DUSTIN	1,236	146	1,074	16
Write-In Totals	13	5	8	0
Not Assigned	13	5	8	0
Total Votes Cast	1,249	151	1,082	16

Precinct 017

County Treasurer

Vote For 1

	TOTAL	Polls	Early Provisional	S
JOHNSON, BRIAN	1,125	122	989	14
ACKERLEY, CHRIS	353	80	270	3
Write-In Totals	1	0	1	0
Not Assigned	1	0	1	0
Total Votes Cast	1,479	202	1,260	17

Justice of the Peace Precinct 4

Vote For 1

	TOTAL	Polls	Early Provisional	S
PESQUIERA, CHARLENE	1,231	150	1,066	15
Write-In Totals	17	6	11	0
Not Assigned	17	6	11	0
Total Votes Cast	1,248	156	1,077	15

Constable Precinct 4

Vote For 1

	TOTAL	Polls	Early Provisional	S
ETHRIDGE-NIELSEN, TRACY	1,219	144	1,060	15
Write-In Totals	18	5	13	0
Not Assigned	18	5	13	0
Total Votes Cast	1,237	149	1,073	15

KING, KATHRYN H.

Vote For 1

	TOTAL	Polls	Early Provisional	S
Yes / Si	564	99	458	7
No	742	70	664	8
Total Votes Cast	1,306	169	1,122	15

BOLICK, CLINT

Vote For 1

	TOTAL	Polls	Early Provisional	S
Yes / Si	506	83	417	6
No	788	82	697	9
Total Votes Cast	1,294	165	1,114	15

ECKERSTROM, PETER J.

Vote For 1

	TOTAL	Polls	Early Provisional	S
Yes / Si	897	96	793	8
No	295	55	233	7
Total Votes Cast	1,192	151	1,026	15

Precinct 017

STARING, CHRISTOPHER P.

Vote For 1	TOTAL	Polls	Early Provisional	S
Yes / Si	796	96	692	8
No	362	55	301	6
Total Votes Cast	1,158	151	993	14

GRIFFIN, BRENDEN J.

Vote For 1	TOTAL	Polls	Early Provisional	S
Yes / Si	808	90	714	4
No	345	57	280	8
Total Votes Cast	1,153	147	994	12

LEE, KENNETH

Vote For 1	TOTAL	Polls	Early Provisional	S
Yes / Si	847	95	748	4
No	315	49	258	8
Total Votes Cast	1,162	144	1,006	12

BRYSON, KYLE A.

Vote For 1	TOTAL	Polls	Early Provisional	S
Yes / Si	857	98	754	5
No	303	48	248	7
Total Votes Cast	1,160	146	1,002	12

COHEN, GARY J.

Vote For 1	TOTAL	Polls	Early Provisional	S
Yes / Si	814	91	718	5
No	327	55	265	7
Total Votes Cast	1,141	146	983	12

GORDON, RICHARD E.

Vote For 1	TOTAL	Polls	Early Provisional	S
Yes / Si	841	95	741	5
No	313	51	255	7
Total Votes Cast	1,154	146	996	12

Precinct 017

BUTLER, MICHAEL J.

Vote For 1

	TOTAL	Polls	Early Provisional	S
Yes / Si	855	96	754	5
No	295	50	238	7
Total Votes Cast	1,150	146	992	12

YEHLING, WAYNE E.

Vote For 1

	TOTAL	Polls	Early Provisional	S
Yes / Si	829	97	727	5
No	318	49	262	7
Total Votes Cast	1,147	146	989	12

CONSTANT, DANIELLE J.K.

Vote For 1

	TOTAL	Polls	Early Provisional	S
Yes / Si	807	101	701	5
No	343	46	290	7
Total Votes Cast	1,150	147	991	12

METCALF, D. DOUGLAS

Vote For 1

	TOTAL	Polls	Early Provisional	S
Yes / Si	819	94	721	4
No	323	50	265	8
Total Votes Cast	1,142	144	986	12

MCGINLEY, CASEY F.

Vote For 1

	TOTAL	Polls	Early Provisional	S
Yes / Si	848	100	744	4
No	300	48	244	8
Total Votes Cast	1,148	148	988	12

SAKALL, GREG

Vote For 1

	TOTAL	Polls	Early Provisional	S
Yes / Si	809	92	713	4
No	339	54	277	8
Total Votes Cast	1,148	146	990	12

Precinct 017

WAGENER, JOAN L.

Vote For 1

	TOTAL	Polls	Early Provisional	s
Yes / Si	837	100	731	6
No	313	45	262	6
Total Votes Cast	1,150	145	993	12

JOHNSON, KELLIE L.

Vote For 1

	TOTAL	Polls	Early Provisional	s
Yes / Si	653	91	556	6
No	528	57	465	6
Total Votes Cast	1,181	148	1,021	12

ORTIZ, KIMBERLY H.

Vote For 1

	TOTAL	Polls	Early Provisional	s
Yes / Si	851	102	744	5
No	295	44	244	7
Total Votes Cast	1,146	146	988	12

MCDONALD, SCOTT DAVID

Vote For 1

	TOTAL	Polls	Early Provisional	s
Yes / Si	781	89	687	5
No	370	57	306	7
Total Votes Cast	1,151	146	993	12

ABRAMS, LISA ILKA

Vote For 1

	TOTAL	Polls	Early Provisional	s
Yes / Si	852	102	745	5
No	301	46	248	7
Total Votes Cast	1,153	148	993	12

Governing Board - Tucson Unified School District (TUSD) No. 1

Vote For 3

	TOTAL	Polls	Early Provisional	s
ACOSTA RUIZ, PILAR	497	77	417	3
FLORES, ESTEBAN	382	70	308	4
LUNA ROSE, NATALIE	954	102	841	11
SHAH, RAVI	700	53	642	5
SHAW, SADIE	674	60	610	4
Write-In Totals	14	1	13	0
Not Assigned	14	1	13	0
Total Votes Cast	3,221	363	2,831	27

Precinct 017

Board of Governors - Pima Community College Dist. 5

Vote For 1

	TOTAL	Polls	Early Provisional	S
GONZALES, LUIS LOPEZ	388	59	327	2
MORALES, KARLA	775	86	679	10
Write-In Totals	5	2	3	0
Not Assigned	5	2	3	0
Total Votes Cast	1,168	147	1,009	12

PROPOSITION 133

Vote For 1

	TOTAL	Polls	Early Provisional	S
Yes / Si	328	74	251	3
No	1,097	111	971	15
Total Votes Cast	1,425	185	1,222	18

PROPOSITION 134

Vote For 1

	TOTAL	Polls	Early Provisional	S
Yes / Si	291	61	222	8
No	1,141	125	1,006	10
Total Votes Cast	1,432	186	1,228	18

PROPOSITION 135

Vote For 1

	TOTAL	Polls	Early Provisional	S
Yes / Si	333	77	250	6
No	1,072	110	952	10
Total Votes Cast	1,405	187	1,202	16

PROPOSITION 136

Vote For 1

	TOTAL	Polls	Early Provisional	S
Yes / Si	265	60	199	6
No	1,143	120	1,011	12
Total Votes Cast	1,408	180	1,210	18

PROPOSITION 137

Vote For 1

	TOTAL	Polls	Early Provisional	S
Yes / Si	203	49	149	5
No	1,192	134	1,046	12
Total Votes Cast	1,395	183	1,195	17

Precinct 017

PROPOSITION 138

Vote For 1

	TOTAL	Polls	Early Provisional	S
Yes / Si	179	37	135	7
No	1,279	156	1,110	13
Total Votes Cast	1,458	193	1,245	20

PROPOSITION 139

Vote For 1

	TOTAL	Polls	Early Provisional	S
Yes / Si	1,263	143	1,103	17
No	249	61	185	3
Total Votes Cast	1,512	204	1,288	20

PROPOSITION 140

Vote For 1

	TOTAL	Polls	Early Provisional	S
Yes / Si	644	83	549	12
No	844	113	723	8
Total Votes Cast	1,488	196	1,272	20

PROPOSITION 311

Vote For 1

	TOTAL	Polls	Early Provisional	S
Yes / Si	665	124	533	8
No	818	75	732	11
Total Votes Cast	1,483	199	1,265	19

PROPOSITION 312

Vote For 1

	TOTAL	Polls	Early Provisional	S
Yes / Si	587	117	462	8
No	898	79	809	10
Total Votes Cast	1,485	196	1,271	18

PROPOSITION 313

Vote For 1

	TOTAL	Polls	Early Provisional	S
Yes / Si	604	130	463	11
No	836	68	762	6
Total Votes Cast	1,440	198	1,225	17

Precinct 017

PROPOSITION 314

Vote For 1

	TOTAL	Polls	Early Provisional	S
Yes / Si	470	94	370	6
No	957	96	849	12
Total Votes Cast	1,427	190	1,219	18

PROPOSITION 315

Vote For 1

	TOTAL	Polls	Early Provisional	S
Yes / Si	354	82	266	6
No	1,052	105	938	9
Total Votes Cast	1,406	187	1,204	15

Summary Results Report
 General Election
 November 5, 2024

OFFICIAL RESULTS
 Summary of Votes Cast
 County of Pima

Precinct 018

Statistics	TOTAL	Polls	Early Provisional	s
Registered Voters - Total	2,510			
Ballots Cast - Total	1,652	292	1,337	23
Ballots Cast - Blank	37	19	14	4
Voter Turnout - Total	65.82%			

Presidential Electors

Vote For 1	TOTAL	Polls	Early Provisional	s
HARRIS, KAMALA D.	1,258	174	1,069	15
TRUMP, DONALD J.	340	104	229	7
OLIVER, CHASE	12	2	10	0
STEIN, JILL	21	5	15	1
Write-In Totals	8	3	5	0
Write-In: Ayyadurai / Ellis	0	0	0	0
Write-In: Boddie / Stoneham	0	0	0	0
Write-In: De la Cruz / Garcia	2	2	0	0
Write-In: Shelton / Serra	0	0	0	0
Write-In: Skousen / Combs	0	0	0	0
Not Assigned	6	1	5	0
Total Votes Cast	1,639	288	1,328	23

U.S. Senator

Vote For 1	TOTAL	Polls	Early Provisional	s
GALLEGO, RUBEN	1,263	188	1,060	15
LAKE, KARI	274	83	185	6
QUINTANA, EDUARDO	68	8	58	2
Write-In Totals	2	0	2	0
Write-In: Williams, Sarah	0	0	0	0
Write-In: Beckett, Christopher	0	0	0	0
Write-In: Sanders, Steven Cavin	0	0	0	0
Write-In: Bozic, David	0	0	0	0
Write-In: Petty, Shawn	0	0	0	0
Write-In: Rodriguez, Benjamin	0	0	0	0
Write-In: Prosser, Jannie "Jannie"	0	0	0	0
Not Assigned	2	0	2	0
Total Votes Cast	1,607	279	1,305	23

U.S. Representative in Congress District 7

Vote For 1	TOTAL	Polls	Early Provisional	s
GRIJALVA, RAÚL M.	1,262	184	1,064	14
BUTIEREZ SR., DANIEL FRANCIS	306	85	216	5
Write-In Totals	5	0	4	1
Not Assigned	5	0	4	1
Total Votes Cast	1,573	269	1,284	20

Precinct 018

State Senator District 20

Vote For 1

	TOTAL	Polls	Early Provisional	S
GONZALES, SALLY ANN	1,352	218	1,120	14
Write-In Totals	26	7	18	1
Not Assigned	26	7	18	1
Total Votes Cast	1,378	225	1,138	15

State Representative Dist. 20

Vote For 2

	TOTAL	Polls	Early Provisional	S
HERNANDEZ, ALMA	1,026	157	855	14
VILLEGAS, BETTY	1,030	130	896	4
Write-In Totals	41	7	34	0
Not Assigned	41	7	34	0
Total Votes Cast	2,097	294	1,785	18

Corporation Commissioner

Vote For 3

	TOTAL	Polls	Early Provisional	S
AGUILAR, YLENIA	1,146	140	998	8
HILL, JONATHON	947	94	845	8
POLACHECK, JOSHUA	922	88	829	5
LOPEZ, RENE	276	71	201	4
MARQUEZ PETERSON, LEA	229	60	166	3
WALDEN, RACHEL	194	52	140	2
CEASE, MIKE	64	8	55	1
LUXENBERG, NINA	95	14	81	0
Write-In Totals	7	0	7	0
Write-In: Bertone, Frank	0	0	0	0
Not Assigned	7	0	7	0
Total Votes Cast	3,880	527	3,322	31

Board of Supervisors District 5

Vote For 1

	TOTAL	Polls	Early Provisional	S
GRIJALVA, ADELITA	1,234	174	1,050	10
ROMERO, VAL	284	77	203	4
Write-In Totals	5	2	3	0
Not Assigned	5	2	3	0
Total Votes Cast	1,523	253	1,256	14

Precinct 018

County Assessor

Vote For 1

	TOTAL	Polls	Early Provisional	S
DROUBIE, SUZANNE	1,328	209	1,104	15
Write-In Totals	24	6	18	0
Not Assigned	24	6	18	0
Total Votes Cast	1,352	215	1,122	15

County Attorney

Vote For 1

	TOTAL	Polls	Early Provisional	S
CONOVER, LAURA	1,199	177	1,011	11
DRUAN, HOWARD	221	52	164	5
Write-In Totals	14	3	11	0
Not Assigned	14	3	11	0
Total Votes Cast	1,434	232	1,186	16

County Recorder

Vote For 1

	TOTAL	Polls	Early Provisional	S
CÁZARES-KELLY, GABRIELLA	1,264	172	1,081	11
CAMPBELL-GONZALEZ, DOMINIC	270	87	177	6
Write-In Totals	0	0	0	0
Not Assigned	0	0	0	0
Total Votes Cast	1,534	259	1,258	17

County Sheriff

Vote For 1

	TOTAL	Polls	Early Provisional	S
NANOS, CHRIS	1,097	159	923	15
LAPPIN, HEATHER	414	101	310	3
Write-In Totals	8	1	7	0
Write-In: Di Genova, Trista	0	0	0	0
Not Assigned	8	1	7	0
Total Votes Cast	1,519	261	1,240	18

County Superintendent of Schools

Vote For 1

	TOTAL	Polls	Early Provisional	S
WILLIAMS, DUSTIN	1,318	211	1,091	16
Write-In Totals	25	7	18	0
Not Assigned	25	7	18	0
Total Votes Cast	1,343	218	1,109	16

Precinct 018

County Treasurer

Vote For 1

	TOTAL	Polls	Early Provisional	S
JOHNSON, BRIAN	1,202	157	1,033	12
ACKERLEY, CHRIS	330	101	223	6
Write-In Totals	1	0	1	0
Not Assigned	1	0	1	0
Total Votes Cast	1,533	258	1,257	18

Justice of the Peace Precinct 4

Vote For 1

	TOTAL	Polls	Early Provisional	S
PESQUIERA, CHARLENE	1,333	219	1,100	14
Write-In Totals	25	7	18	0
Not Assigned	25	7	18	0
Total Votes Cast	1,358	226	1,118	14

Constable Precinct 4

Vote For 1

	TOTAL	Polls	Early Provisional	S
ETHRIDGE-NIELSEN, TRACY	1,308	212	1,082	14
Write-In Totals	24	8	16	0
Not Assigned	24	8	16	0
Total Votes Cast	1,332	220	1,098	14

KING, KATHRYN H.

Vote For 1

	TOTAL	Polls	Early Provisional	S
Yes / Si	618	117	496	5
No	745	98	642	5
Total Votes Cast	1,363	215	1,138	10

BOLICK, CLINT

Vote For 1

	TOTAL	Polls	Early Provisional	S
Yes / Si	547	107	437	3
No	786	100	679	7
Total Votes Cast	1,333	207	1,116	10

ECKERSTROM, PETER J.

Vote For 1

	TOTAL	Polls	Early Provisional	S
Yes / Si	912	132	775	5
No	358	75	278	5
Total Votes Cast	1,270	207	1,053	10

Precinct 018

STARING, CHRISTOPHER P.

Vote For 1

	TOTAL	Polls	Early Provisional	S
Yes / Si	808	122	682	4
No	428	76	346	6
Total Votes Cast	1,236	198	1,028	10

GRIFFIN, BRENDEN J.

Vote For 1

	TOTAL	Polls	Early Provisional	S
Yes / Si	839	135	701	3
No	397	64	326	7
Total Votes Cast	1,236	199	1,027	10

LEE, KENNETH

Vote For 1

	TOTAL	Polls	Early Provisional	S
Yes / Si	845	126	712	7
No	382	72	307	3
Total Votes Cast	1,227	198	1,019	10

BRYSON, KYLE A.

Vote For 1

	TOTAL	Polls	Early Provisional	S
Yes / Si	826	122	699	5
No	397	73	319	5
Total Votes Cast	1,223	195	1,018	10

COHEN, GARY J.

Vote For 1

	TOTAL	Polls	Early Provisional	S
Yes / Si	824	126	692	6
No	394	69	321	4
Total Votes Cast	1,218	195	1,013	10

GORDON, RICHARD E.

Vote For 1

	TOTAL	Polls	Early Provisional	S
Yes / Si	835	125	705	5
No	391	74	312	5
Total Votes Cast	1,226	199	1,017	10

Precinct 018

BUTLER, MICHAEL J.

Vote For 1

	TOTAL	Polls	Early Provisional	S
Yes / Si	855	129	720	6
No	375	69	301	5
Total Votes Cast	1,230	198	1,021	11

YEHLING, WAYNE E.

Vote For 1

	TOTAL	Polls	Early Provisional	S
Yes / Si	830	123	702	5
No	399	76	318	5
Total Votes Cast	1,229	199	1,020	10

CONSTANT, DANIELLE J.K.

Vote For 1

	TOTAL	Polls	Early Provisional	S
Yes / Si	818	124	689	5
No	401	73	323	5
Total Votes Cast	1,219	197	1,012	10

METCALF, D. DOUGLAS

Vote For 1

	TOTAL	Polls	Early Provisional	S
Yes / Si	828	127	696	5
No	399	71	323	5
Total Votes Cast	1,227	198	1,019	10

MCGINLEY, CASEY F.

Vote For 1

	TOTAL	Polls	Early Provisional	S
Yes / Si	859	128	725	6
No	367	70	292	5
Total Votes Cast	1,226	198	1,017	11

SAKALL, GREG

Vote For 1

	TOTAL	Polls	Early Provisional	S
Yes / Si	815	123	687	5
No	405	76	324	5
Total Votes Cast	1,220	199	1,011	10

Precinct 018

WAGENER, JOAN L.

Vote For 1

	TOTAL	Polls	Early Provisional	s
Yes / Si	842	129	708	5
No	380	71	304	5
Total Votes Cast	1,222	200	1,012	10

JOHNSON, KELLIE L.

Vote For 1

	TOTAL	Polls	Early Provisional	s
Yes / Si	706	121	580	5
No	523	78	440	5
Total Votes Cast	1,229	199	1,020	10

ORTIZ, KIMBERLY H.

Vote For 1

	TOTAL	Polls	Early Provisional	s
Yes / Si	885	136	744	5
No	346	65	277	4
Total Votes Cast	1,231	201	1,021	9

MCDONALD, SCOTT DAVID

Vote For 1

	TOTAL	Polls	Early Provisional	s
Yes / Si	808	120	682	6
No	406	79	323	4
Total Votes Cast	1,214	199	1,005	10

ABRAMS, LISA ILKA

Vote For 1

	TOTAL	Polls	Early Provisional	s
Yes / Si	864	127	732	5
No	354	73	276	5
Total Votes Cast	1,218	200	1,008	10

Governing Board - Tucson Unified School District (TUSD) No. 1

Vote For 3

	TOTAL	Polls	Early Provisional	s
ACOSTA RUIZ, PILAR	623	114	507	2
FLORES, ESTEBAN	466	86	377	3
LUNA ROSE, NATALIE	811	84	724	3
SHAH, RAVI	629	74	551	4
SHAW, SADIE	594	71	522	1
Write-In Totals	29	3	26	0
Not Assigned	29	3	26	0
Total Votes Cast	3,152	432	2,707	13

Precinct 018

Board of Governors - Pima Community College Dist. 5

Vote For 1

	TOTAL	Polls	Early Provisional	S
GONZALES, LUIS LOPEZ	599	120	475	4
MORALES, KARLA	625	93	528	4
Write-In Totals	12	3	9	0
Not Assigned	12	3	9	0
Total Votes Cast	1,236	216	1,012	8

PROPOSITION 133

Vote For 1

	TOTAL	Polls	Early Provisional	S
Yes / Si	397	96	298	3
No	1,055	149	894	12
Total Votes Cast	1,452	245	1,192	15

PROPOSITION 134

Vote For 1

	TOTAL	Polls	Early Provisional	S
Yes / Si	359	99	256	4
No	1,095	149	935	11
Total Votes Cast	1,454	248	1,191	15

PROPOSITION 135

Vote For 1

	TOTAL	Polls	Early Provisional	S
Yes / Si	434	117	312	5
No	992	122	862	8
Total Votes Cast	1,426	239	1,174	13

PROPOSITION 136

Vote For 1

	TOTAL	Polls	Early Provisional	S
Yes / Si	317	85	227	5
No	1,124	155	959	10
Total Votes Cast	1,441	240	1,186	15

PROPOSITION 137

Vote For 1

	TOTAL	Polls	Early Provisional	S
Yes / Si	222	57	162	3
No	1,186	168	1,007	11
Total Votes Cast	1,408	225	1,169	14

Precinct 018

PROPOSITION 138

Vote For 1

	TOTAL	Polls	Early Provisional	S
Yes / Si	203	51	148	4
No	1,279	203	1,064	12
Total Votes Cast	1,482	254	1,212	16

PROPOSITION 139

Vote For 1

	TOTAL	Polls	Early Provisional	S
Yes / Si	1,273	199	1,060	14
No	293	70	220	3
Total Votes Cast	1,566	269	1,280	17

PROPOSITION 140

Vote For 1

	TOTAL	Polls	Early Provisional	S
Yes / Si	738	141	590	7
No	776	110	657	9
Total Votes Cast	1,514	251	1,247	16

PROPOSITION 311

Vote For 1

	TOTAL	Polls	Early Provisional	S
Yes / Si	728	160	559	9
No	791	100	685	6
Total Votes Cast	1,519	260	1,244	15

PROPOSITION 312

Vote For 1

	TOTAL	Polls	Early Provisional	S
Yes / Si	636	151	476	9
No	883	103	773	7
Total Votes Cast	1,519	254	1,249	16

PROPOSITION 313

Vote For 1

	TOTAL	Polls	Early Provisional	S
Yes / Si	741	159	571	11
No	722	77	641	4
Total Votes Cast	1,463	236	1,212	15

Precinct 018

PROPOSITION 314

Vote For 1

	TOTAL	Polls	Early Provisional	S
Yes / Si	547	123	414	10
No	905	114	786	5
Total Votes Cast	1,452	237	1,200	15

PROPOSITION 315

Vote For 1

	TOTAL	Polls	Early Provisional	S
Yes / Si	379	90	284	5
No	1,037	138	890	9
Total Votes Cast	1,416	228	1,174	14

Summary Results Report
 General Election
 November 5, 2024

OFFICIAL RESULTS
 Summary of Votes Cast
 County of Pima

Precinct 019

Statistics	TOTAL	Polls	Early Provisional	s
Registered Voters - Total	686			
Ballots Cast - Total	488	79	401	8
Ballots Cast - Blank	6	3	3	0
Voter Turnout - Total	71.14%			

Presidential Electors

Vote For 1	TOTAL	Polls	Early Provisional	s
HARRIS, KAMALA D.	202	29	170	3
TRUMP, DONALD J.	277	49	223	5
OLIVER, CHASE	1	0	1	0
STEIN, JILL	3	1	2	0
Write-In Totals	2	0	2	0
Write-In: Ayyadurai / Ellis	0	0	0	0
Write-In: Boddie / Stoneham	0	0	0	0
Write-In: De la Cruz / Garcia	0	0	0	0
Write-In: Shelton / Serra	0	0	0	0
Write-In: Skousen / Combs	0	0	0	0
Not Assigned	2	0	2	0
Total Votes Cast	485	79	398	8

U.S. Senator

Vote For 1	TOTAL	Polls	Early Provisional	s
GALLEGO, RUBEN	205	23	180	2
LAKE, KARI	247	46	196	5
QUINTANA, EDUARDO	23	8	14	1
Write-In Totals	2	0	2	0
Write-In: Williams, Sarah	0	0	0	0
Write-In: Beckett, Christopher	1	0	1	0
Write-In: Sanders, Steven Cavin	0	0	0	0
Write-In: Bozic, David	0	0	0	0
Write-In: Petty, Shawn	0	0	0	0
Write-In: Rodriguez, Benjamin	0	0	0	0
Write-In: Prosser, Jannie "Jannie"	0	0	0	0
Not Assigned	1	0	1	0
Total Votes Cast	477	77	392	8

U.S. Representative in Congress District 7

Vote For 1	TOTAL	Polls	Early Provisional	s
GRIJALVA, RAÚL M.	211	33	175	3
BUTIEREZ SR., DANIEL FRANCIS	259	41	213	5
Write-In Totals	0	0	0	0
Not Assigned	0	0	0	0
Total Votes Cast	470	74	388	8

Precinct 019

State Senator District 21

Vote For 1

	TOTAL	Polls	Early Provisional	s
GABALDÓN, ROSANNA	274	36	238	0
Write-In Totals	32	7	25	0
Not Assigned	32	7	25	0
Total Votes Cast	306	43	263	0

State Representative Dist. 21

Vote For 2

	TOTAL	Polls	Early Provisional	s
HERNANDEZ, CONSUELO	189	22	165	2
STAHL HAMILTON, STEPHANIE	181	15	165	1
KIBBEY, CHRISTOPHER	261	45	212	4
Write-In Totals	1	0	1	0
Not Assigned	1	0	1	0
Total Votes Cast	632	82	543	7

Corporation Commissioner

Vote For 3

	TOTAL	Polls	Early Provisional	s
AGUILAR, YLENIA	188	19	167	2
HILL, JONATHON	169	16	152	1
POLACHECK, JOSHUA	147	11	135	1
LOPEZ, RENE	218	36	180	2
MARQUEZ PETERSON, LEA	198	31	164	3
WALDEN, RACHEL	202	27	170	5
CEASE, MIKE	17	5	12	0
LUXENBERG, NINA	27	4	22	1
Write-In Totals	0	0	0	0
Write-In: Bertone, Frank	0	0	0	0
Not Assigned	0	0	0	0
Total Votes Cast	1,166	149	1,002	15

Board of Supervisors District 2

Vote For 1

	TOTAL	Polls	Early Provisional	s
HEINZ, MATT	208	25	181	2
BACKER, JOHN	252	43	205	4
Write-In Totals	0	0	0	0
Not Assigned	0	0	0	0
Total Votes Cast	460	68	386	6

Precinct 019

County Assessor

Vote For 1

	TOTAL	Polls	Early Provisional	S
DROUBIE, SUZANNE	288	39	246	3
Write-In Totals	23	6	17	0
Not Assigned	23	6	17	0
Total Votes Cast	311	45	263	3

County Attorney

Vote For 1

	TOTAL	Polls	Early Provisional	S
CONOVER, LAURA	225	30	192	3
DRUAN, HOWARD	136	23	113	0
Write-In Totals	10	2	8	0
Not Assigned	10	2	8	0
Total Votes Cast	371	55	313	3

County Recorder

Vote For 1

	TOTAL	Polls	Early Provisional	S
CÁZARES-KELLY, GABRIELLA	209	26	181	2
CAMPBELL-GONZALEZ, DOMINIC	240	41	194	5
Write-In Totals	1	0	1	0
Not Assigned	1	0	1	0
Total Votes Cast	450	67	376	7

County Sheriff

Vote For 1

	TOTAL	Polls	Early Provisional	S
NANOS, CHRIS	201	26	173	2
LAPPIN, HEATHER	268	45	218	5
Write-In Totals	2	1	1	0
Write-In: Di Genova, Trista	0	0	0	0
Not Assigned	2	1	1	0
Total Votes Cast	471	72	392	7

County Superintendent of Schools

Vote For 1

	TOTAL	Polls	Early Provisional	S
WILLIAMS, DUSTIN	281	35	244	2
Write-In Totals	23	8	15	0
Not Assigned	23	8	15	0
Total Votes Cast	304	43	259	2

Precinct 019

County Treasurer

Vote For 1

	TOTAL	Polls	Early Provisional	S
JOHNSON, BRIAN	197	24	171	2
ACKERLEY, CHRIS	265	42	218	5
Write-In Totals	0	0	0	0
Not Assigned	0	0	0	0
Total Votes Cast	462	66	389	7

Justice of the Peace Precinct 2

Vote For 1

	TOTAL	Polls	Early Provisional	S
CORNEJO, ERICA	286	38	247	1
Write-In Totals	21	5	16	0
Not Assigned	21	5	16	0
Total Votes Cast	307	43	263	1

KING, KATHRYN H.

Vote For 1

	TOTAL	Polls	Early Provisional	S
Yes / Si	258	43	211	4
No	152	17	134	1
Total Votes Cast	410	60	345	5

BOLICK, CLINT

Vote For 1

	TOTAL	Polls	Early Provisional	S
Yes / Si	240	35	201	4
No	162	22	139	1
Total Votes Cast	402	57	340	5

ECKERSTROM, PETER J.

Vote For 1

	TOTAL	Polls	Early Provisional	S
Yes / Si	270	37	230	3
No	124	21	102	1
Total Votes Cast	394	58	332	4

STARING, CHRISTOPHER P.

Vote For 1

	TOTAL	Polls	Early Provisional	S
Yes / Si	262	42	217	3
No	120	15	104	1
Total Votes Cast	382	57	321	4

Precinct 019

GRIFFIN, BRENDEN J.

Vote For 1

	TOTAL	Polls	Early Provisional	S
Yes / Si	277	40	235	2
No	113	19	92	2
Total Votes Cast	390	59	327	4

LEE, KENNETH

Vote For 1

	TOTAL	Polls	Early Provisional	S
Yes / Si	282	42	238	2
No	110	17	91	2
Total Votes Cast	392	59	329	4

BRYSON, KYLE A.

Vote For 1

	TOTAL	Polls	Early Provisional	S
Yes / Si	275	39	234	2
No	108	17	89	2
Total Votes Cast	383	56	323	4

COHEN, GARY J.

Vote For 1

	TOTAL	Polls	Early Provisional	S
Yes / Si	263	37	224	2
No	123	20	101	2
Total Votes Cast	386	57	325	4

GORDON, RICHARD E.

Vote For 1

	TOTAL	Polls	Early Provisional	S
Yes / Si	275	36	237	2
No	114	22	90	2
Total Votes Cast	389	58	327	4

BUTLER, MICHAEL J.

Vote For 1

	TOTAL	Polls	Early Provisional	S
Yes / Si	274	37	235	2
No	115	21	92	2
Total Votes Cast	389	58	327	4

Precinct 019

YEHLING, WAYNE E.

Vote For 1

	TOTAL	Polls	Early Provisional	S
Yes / Si	267	37	227	3
No	122	21	100	1
Total Votes Cast	389	58	327	4

CONSTANT, DANIELLE J.K.

Vote For 1

	TOTAL	Polls	Early Provisional	S
Yes / Si	261	37	222	2
No	124	21	101	2
Total Votes Cast	385	58	323	4

METCALF, D. DOUGLAS

Vote For 1

	TOTAL	Polls	Early Provisional	S
Yes / Si	274	37	235	2
No	113	21	90	2
Total Votes Cast	387	58	325	4

MCGINLEY, CASEY F.

Vote For 1

	TOTAL	Polls	Early Provisional	S
Yes / Si	266	35	229	2
No	125	23	100	2
Total Votes Cast	391	58	329	4

SAKALL, GREG

Vote For 1

	TOTAL	Polls	Early Provisional	S
Yes / Si	266	36	227	3
No	122	20	101	1
Total Votes Cast	388	56	328	4

WAGENER, JOAN L.

Vote For 1

	TOTAL	Polls	Early Provisional	S
Yes / Si	279	39	238	2
No	107	17	88	2
Total Votes Cast	386	56	326	4

Precinct 019

JOHNSON, KELLIE L.

Vote For 1

	TOTAL	Polls	Early Provisional	S
Yes / Si	253	36	214	3
No	136	20	115	1
Total Votes Cast	389	56	329	4

ORTIZ, KIMBERLY H.

Vote For 1

	TOTAL	Polls	Early Provisional	S
Yes / Si	276	41	233	2
No	113	16	95	2
Total Votes Cast	389	57	328	4

MCDONALD, SCOTT DAVID

Vote For 1

	TOTAL	Polls	Early Provisional	S
Yes / Si	271	36	233	2
No	116	21	93	2
Total Votes Cast	387	57	326	4

ABRAMS, LISA ILKA

Vote For 1

	TOTAL	Polls	Early Provisional	S
Yes / Si	282	41	239	2
No	110	17	91	2
Total Votes Cast	392	58	330	4

PROPOSITION 133

Vote For 1

	TOTAL	Polls	Early Provisional	S
Yes / Si	171	32	137	2
No	285	39	241	5
Total Votes Cast	456	71	378	7

PROPOSITION 134

Vote For 1

	TOTAL	Polls	Early Provisional	S
Yes / Si	185	32	150	3
No	269	39	226	4
Total Votes Cast	454	71	376	7

Precinct 019

PROPOSITION 135

Vote For 1				
	TOTAL	Polls	Early Provisional	S
Yes / Si	222	35	183	4
No	229	34	192	3
Total Votes Cast	451	69	375	7

PROPOSITION 136

Vote For 1				
	TOTAL	Polls	Early Provisional	S
Yes / Si	155	27	125	3
No	294	43	247	4
Total Votes Cast	449	70	372	7

PROPOSITION 137

Vote For 1				
	TOTAL	Polls	Early Provisional	S
Yes / Si	95	20	73	2
No	349	47	297	5
Total Votes Cast	444	67	370	7

PROPOSITION 138

Vote For 1				
	TOTAL	Polls	Early Provisional	S
Yes / Si	102	10	89	3
No	355	62	289	4
Total Votes Cast	457	72	378	7

PROPOSITION 139

Vote For 1				
	TOTAL	Polls	Early Provisional	S
Yes / Si	286	44	242	0
No	185	29	149	7
Total Votes Cast	471	73	391	7

PROPOSITION 140

Vote For 1				
	TOTAL	Polls	Early Provisional	S
Yes / Si	237	41	193	3
No	229	30	195	4
Total Votes Cast	466	71	388	7

Precinct 019

PROPOSITION 311

Vote For 1

	TOTAL	Polls	Early Provisional	S
Yes / Si	322	54	262	6
No	146	18	127	1
Total Votes Cast	468	72	389	7

PROPOSITION 312

Vote For 1

	TOTAL	Polls	Early Provisional	S
Yes / Si	299	53	242	4
No	168	19	146	3
Total Votes Cast	467	72	388	7

PROPOSITION 313

Vote For 1

	TOTAL	Polls	Early Provisional	S
Yes / Si	325	53	267	5
No	134	20	112	2
Total Votes Cast	459	73	379	7

PROPOSITION 314

Vote For 1

	TOTAL	Polls	Early Provisional	S
Yes / Si	300	47	249	4
No	156	23	130	3
Total Votes Cast	456	70	379	7

PROPOSITION 315

Vote For 1

	TOTAL	Polls	Early Provisional	S
Yes / Si	215	40	172	3
No	234	31	199	4
Total Votes Cast	449	71	371	7

Summary Results Report
 General Election
 November 5, 2024

OFFICIAL RESULTS
 Summary of Votes Cast
 County of Pima

Precinct 020

Statistics	TOTAL	Polls	Early Provisional	s
Registered Voters - Total	3,605			
Ballots Cast - Total	2,254	428	1,783	43
Ballots Cast - Blank	51	26	23	2
Voter Turnout - Total	62.52%			

Presidential Electors

Vote For 1	TOTAL	Polls	Early Provisional	s
HARRIS, KAMALA D.	1,619	243	1,347	29
TRUMP, DONALD J.	595	180	402	13
OLIVER, CHASE	10	1	8	1
STEIN, JILL	8	1	7	0
Write-In Totals	9	1	8	0
Write-In: Ayyadurai / Ellis	0	0	0	0
Write-In: Boddie / Stoneham	0	0	0	0
Write-In: De la Cruz / Garcia	4	1	3	0
Write-In: Shelton / Serra	0	0	0	0
Write-In: Skousen / Combs	0	0	0	0
Not Assigned	5	0	5	0
Total Votes Cast	2,241	426	1,772	43

U.S. Senator

Vote For 1	TOTAL	Polls	Early Provisional	s
GALLEGO, RUBEN	1,626	242	1,357	27
LAKE, KARI	485	142	331	12
QUINTANA, EDUARDO	77	23	52	2
Write-In Totals	4	2	2	0
Write-In: Williams, Sarah	0	0	0	0
Write-In: Beckett, Christopher	0	0	0	0
Write-In: Sanders, Steven Cavin	0	0	0	0
Write-In: Bozic, David	0	0	0	0
Write-In: Petty, Shawn	0	0	0	0
Write-In: Rodriguez, Benjamin	0	0	0	0
Write-In: Prosser, Jannie "Jannie"	0	0	0	0
Not Assigned	4	2	2	0
Total Votes Cast	2,192	409	1,742	41

U.S. Representative in Congress District 7

Vote For 1	TOTAL	Polls	Early Provisional	s
GRIJALVA, RAÚL M.	1,620	257	1,333	30
BUTIEREZ SR., DANIEL FRANCIS	536	143	383	10
Write-In Totals	5	1	3	1
Not Assigned	5	1	3	1
Total Votes Cast	2,161	401	1,719	41

Precinct 020

State Senator District 20

Vote For 1

	TOTAL	Polls	Early Provisional	S
GONZALES, SALLY ANN	1,773	292	1,453	28
Write-In Totals	51	22	28	1
Not Assigned	51	22	28	1
Total Votes Cast	1,824	314	1,481	29

State Representative Dist. 20

Vote For 2

	TOTAL	Polls	Early Provisional	S
HERNANDEZ, ALMA	1,506	244	1,237	25
VILLEGAS, BETTY	1,172	139	1,021	12
Write-In Totals	58	25	33	0
Not Assigned	58	25	33	0
Total Votes Cast	2,736	408	2,291	37

Corporation Commissioner

Vote For 3

	TOTAL	Polls	Early Provisional	S
AGUILAR, YLENIA	1,434	190	1,221	23
HILL, JONATHON	1,233	140	1,078	15
POLACHECK, JOSHUA	1,163	119	1,030	14
LOPEZ, RENE	436	115	312	9
MARQUEZ PETERSON, LEA	393	91	296	6
WALDEN, RACHEL	366	81	280	5
CEASE, MIKE	68	16	52	0
LUXENBERG, NINA	79	14	65	0
Write-In Totals	7	5	2	0
Write-In: Bertone, Frank	0	0	0	0
Not Assigned	7	5	2	0
Total Votes Cast	5,179	771	4,336	72

Board of Supervisors District 5

Vote For 1

	TOTAL	Polls	Early Provisional	S
GRIJALVA, ADELITA	1,554	240	1,287	27
ROMERO, VAL	510	127	376	7
Write-In Totals	15	8	7	0
Not Assigned	15	8	7	0
Total Votes Cast	2,079	375	1,670	34

Precinct 020

County Assessor

Vote For 1

	TOTAL	Polls	Early Provisional	S
DROUBIE, SUZANNE	1,774	288	1,454	32
Write-In Totals	35	14	21	0
Not Assigned	35	14	21	0
Total Votes Cast	1,809	302	1,475	32

County Attorney

Vote For 1

	TOTAL	Polls	Early Provisional	S
CONOVER, LAURA	1,588	240	1,322	26
DRUAN, HOWARD	327	89	230	8
Write-In Totals	24	10	14	0
Not Assigned	24	10	14	0
Total Votes Cast	1,939	339	1,566	34

County Recorder

Vote For 1

	TOTAL	Polls	Early Provisional	S
CÁZARES-KELLY, GABRIELLA	1,592	234	1,333	25
CAMPBELL-GONZALEZ, DOMINIC	476	131	334	11
Write-In Totals	6	2	4	0
Not Assigned	6	2	4	0
Total Votes Cast	2,074	367	1,671	36

County Sheriff

Vote For 1

	TOTAL	Polls	Early Provisional	S
NANOS, CHRIS	1,403	222	1,157	24
LAPPIN, HEATHER	685	151	523	11
Write-In Totals	14	2	12	0
Write-In: Di Genova, Trista	1	0	1	0
Not Assigned	13	2	11	0
Total Votes Cast	2,102	375	1,692	35

County Superintendent of Schools

Vote For 1

	TOTAL	Polls	Early Provisional	S
WILLIAMS, DUSTIN	1,756	293	1,433	30
Write-In Totals	35	16	19	0
Not Assigned	35	16	19	0
Total Votes Cast	1,791	309	1,452	30

Precinct 020

County Treasurer

Vote For 1

	TOTAL	Polls	Early Provisional	S
JOHNSON, BRIAN	1,530	220	1,285	25
ACKERLEY, CHRIS	557	147	400	10
Write-In Totals	6	3	3	0
Not Assigned	6	3	3	0
Total Votes Cast	2,093	370	1,688	35

Justice of the Peace Precinct 4

Vote For 1

	TOTAL	Polls	Early Provisional	S
PESQUIERA, CHARLENE	1,775	299	1,446	30
Write-In Totals	39	17	22	0
Not Assigned	39	17	22	0
Total Votes Cast	1,814	316	1,468	30

Constable Precinct 4

Vote For 1

	TOTAL	Polls	Early Provisional	S
ETHRIDGE-NIELSEN, TRACY	1,748	287	1,433	28
Write-In Totals	39	17	22	0
Not Assigned	39	17	22	0
Total Votes Cast	1,787	304	1,455	28

KING, KATHRYN H.

Vote For 1

	TOTAL	Polls	Early Provisional	S
Yes / Si	1,004	205	778	21
No	883	121	752	10
Total Votes Cast	1,887	326	1,530	31

BOLICK, CLINT

Vote For 1

	TOTAL	Polls	Early Provisional	S
Yes / Si	917	180	721	16
No	937	133	790	14
Total Votes Cast	1,854	313	1,511	30

ECKERSTROM, PETER J.

Vote For 1

	TOTAL	Polls	Early Provisional	S
Yes / Si	1,314	199	1,093	22
No	481	107	366	8
Total Votes Cast	1,795	306	1,459	30

Precinct 020

STARING, CHRISTOPHER P.

Vote For 1	TOTAL	Polls	Early Provisional	S
Yes / Si	1,190	183	985	22
No	555	111	437	7
Total Votes Cast	1,745	294	1,422	29

GRIFFIN, BRENDEN J.

Vote For 1	TOTAL	Polls	Early Provisional	S
Yes / Si	1,252	197	1,036	19
No	501	93	398	10
Total Votes Cast	1,753	290	1,434	29

LEE, KENNETH

Vote For 1	TOTAL	Polls	Early Provisional	S
Yes / Si	1,248	197	1,031	20
No	499	92	399	8
Total Votes Cast	1,747	289	1,430	28

BRYSON, KYLE A.

Vote For 1	TOTAL	Polls	Early Provisional	S
Yes / Si	1,270	194	1,055	21
No	482	98	377	7
Total Votes Cast	1,752	292	1,432	28

COHEN, GARY J.

Vote For 1	TOTAL	Polls	Early Provisional	S
Yes / Si	1,223	194	1,008	21
No	524	95	422	7
Total Votes Cast	1,747	289	1,430	28

GORDON, RICHARD E.

Vote For 1	TOTAL	Polls	Early Provisional	S
Yes / Si	1,245	187	1,039	19
No	505	102	394	9
Total Votes Cast	1,750	289	1,433	28

Precinct 020

BUTLER, MICHAEL J.

Vote For 1

	TOTAL	Polls	Early Provisional	S
Yes / Si	1,278	203	1,054	21
No	481	91	383	7
Total Votes Cast	1,759	294	1,437	28

YEHLING, WAYNE E.

Vote For 1

	TOTAL	Polls	Early Provisional	S
Yes / Si	1,235	189	1,026	20
No	507	100	399	8
Total Votes Cast	1,742	289	1,425	28

CONSTANT, DANIELLE J.K.

Vote For 1

	TOTAL	Polls	Early Provisional	S
Yes / Si	1,246	196	1,027	23
No	507	94	408	5
Total Votes Cast	1,753	290	1,435	28

METCALF, D. DOUGLAS

Vote For 1

	TOTAL	Polls	Early Provisional	S
Yes / Si	1,258	193	1,044	21
No	494	96	392	6
Total Votes Cast	1,752	289	1,436	27

MCGINLEY, CASEY F.

Vote For 1

	TOTAL	Polls	Early Provisional	S
Yes / Si	1,265	197	1,049	19
No	482	92	381	9
Total Votes Cast	1,747	289	1,430	28

SAKALL, GREG

Vote For 1

	TOTAL	Polls	Early Provisional	S
Yes / Si	1,248	190	1,037	21
No	510	98	405	7
Total Votes Cast	1,758	288	1,442	28

Precinct 020

WAGENER, JOAN L.

Vote For 1

	TOTAL	Polls	Early Provisional	S
Yes / Si	1,279	204	1,053	22
No	475	85	384	6
Total Votes Cast	1,754	289	1,437	28

JOHNSON, KELLIE L.

Vote For 1

	TOTAL	Polls	Early Provisional	S
Yes / Si	1,134	197	920	17
No	622	96	516	10
Total Votes Cast	1,756	293	1,436	27

ORTIZ, KIMBERLY H.

Vote For 1

	TOTAL	Polls	Early Provisional	S
Yes / Si	1,337	219	1,096	22
No	434	77	350	7
Total Votes Cast	1,771	296	1,446	29

MCDONALD, SCOTT DAVID

Vote For 1

	TOTAL	Polls	Early Provisional	S
Yes / Si	1,216	190	1,007	19
No	535	99	427	9
Total Votes Cast	1,751	289	1,434	28

ABRAMS, LISA ILKA

Vote For 1

	TOTAL	Polls	Early Provisional	S
Yes / Si	1,313	213	1,078	22
No	450	81	363	6
Total Votes Cast	1,763	294	1,441	28

Governing Board - Tucson Unified School District (TUSD) No. 1

Vote For 3

	TOTAL	Polls	Early Provisional	S
ACOSTA RUIZ, PILAR	943	168	757	18
FLORES, ESTEBAN	765	122	629	14
LUNA ROSE, NATALIE	1,096	133	947	16
SHAH, RAVI	599	63	532	4
SHAW, SADIE	891	107	772	12
Write-In Totals	22	17	5	0
Not Assigned	22	17	5	0
Total Votes Cast	4,316	610	3,642	64

Precinct 020

Board of Governors - Pima Community College Dist. 5

Vote For 1

	TOTAL	Polls	Early Provisional	S
GONZALES, LUIS LOPEZ	652	133	510	9
MORALES, KARLA	1,101	169	910	22
Write-In Totals	14	5	9	0
Not Assigned	14	5	9	0
Total Votes Cast	1,767	307	1,429	31

PROPOSITION 133

Vote For 1

	TOTAL	Polls	Early Provisional	S
Yes / Si	605	143	451	11
No	1,365	215	1,128	22
Total Votes Cast	1,970	358	1,579	33

PROPOSITION 134

Vote For 1

	TOTAL	Polls	Early Provisional	S
Yes / Si	596	145	439	12
No	1,378	213	1,144	21
Total Votes Cast	1,974	358	1,583	33

PROPOSITION 135

Vote For 1

	TOTAL	Polls	Early Provisional	S
Yes / Si	641	152	477	12
No	1,297	205	1,072	20
Total Votes Cast	1,938	357	1,549	32

PROPOSITION 136

Vote For 1

	TOTAL	Polls	Early Provisional	S
Yes / Si	484	128	347	9
No	1,440	211	1,205	24
Total Votes Cast	1,924	339	1,552	33

PROPOSITION 137

Vote For 1

	TOTAL	Polls	Early Provisional	S
Yes / Si	387	94	285	8
No	1,531	250	1,257	24
Total Votes Cast	1,918	344	1,542	32

Precinct 020

PROPOSITION 138

Vote For 1

	TOTAL	Polls	Early Provisional	S
Yes / Si	341	83	252	6
No	1,662	283	1,351	28
Total Votes Cast	2,003	366	1,603	34

PROPOSITION 139

Vote For 1

	TOTAL	Polls	Early Provisional	S
Yes / Si	1,670	266	1,375	29
No	466	126	331	9
Total Votes Cast	2,136	392	1,706	38

PROPOSITION 140

Vote For 1

	TOTAL	Polls	Early Provisional	S
Yes / Si	972	206	750	16
No	1,105	172	915	18
Total Votes Cast	2,077	378	1,665	34

PROPOSITION 311

Vote For 1

	TOTAL	Polls	Early Provisional	S
Yes / Si	1,169	263	882	24
No	910	114	785	11
Total Votes Cast	2,079	377	1,667	35

PROPOSITION 312

Vote For 1

	TOTAL	Polls	Early Provisional	S
Yes / Si	1,038	243	775	20
No	1,028	130	883	15
Total Votes Cast	2,066	373	1,658	35

PROPOSITION 313

Vote For 1

	TOTAL	Polls	Early Provisional	S
Yes / Si	1,127	248	861	18
No	885	115	758	12
Total Votes Cast	2,012	363	1,619	30

Precinct 020

PROPOSITION 314

Vote For 1

	TOTAL	Polls	Early Provisional	S
Yes / Si	882	186	679	17
No	1,115	174	927	14
Total Votes Cast	1,997	360	1,606	31

PROPOSITION 315

Vote For 1

	TOTAL	Polls	Early Provisional	S
Yes / Si	605	138	457	10
No	1,347	207	1,121	19
Total Votes Cast	1,952	345	1,578	29

Summary Results Report
 General Election
 November 5, 2024

OFFICIAL RESULTS
 Summary of Votes Cast
 County of Pima

Precinct 021

Statistics	TOTAL	Polls	Early Provisional	s
Registered Voters - Total	3,341			
Ballots Cast - Total	2,891	337	2,538	16
Ballots Cast - Blank	39	13	23	3
Voter Turnout - Total	86.53%			

Presidential Electors

Vote For 1	TOTAL	Polls	Early Provisional	s
HARRIS, KAMALA D.	1,656	121	1,525	10
TRUMP, DONALD J.	1,181	212	963	6
OLIVER, CHASE	19	0	19	0
STEIN, JILL	11	2	9	0
Write-In Totals	5	0	5	0
Write-In: Ayyadurai / Ellis	0	0	0	0
Write-In: Boddie / Stoneham	0	0	0	0
Write-In: De la Cruz / Garcia	1	0	1	0
Write-In: Shelton / Serra	0	0	0	0
Write-In: Skousen / Combs	0	0	0	0
Not Assigned	4	0	4	0
Total Votes Cast	2,872	335	2,521	16

U.S. Senator

Vote For 1	TOTAL	Polls	Early Provisional	s
GALLEGO, RUBEN	1,699	123	1,568	8
LAKE, KARI	1,049	196	847	6
QUINTANA, EDUARDO	80	12	67	1
Write-In Totals	1	0	1	0
Write-In: Williams, Sarah	1	0	1	0
Write-In: Beckett, Christopher	0	0	0	0
Write-In: Sanders, Steven Cavin	0	0	0	0
Write-In: Bozic, David	0	0	0	0
Write-In: Petty, Shawn	0	0	0	0
Write-In: Rodriguez, Benjamin	0	0	0	0
Write-In: Prosser, Jannie "Jannie"	0	0	0	0
Not Assigned	0	0	0	0
Total Votes Cast	2,829	331	2,483	15

U.S. Representative in Congress District 7

Vote For 1	TOTAL	Polls	Early Provisional	s
GRIJALVA, RAÚL M.	1,567	121	1,437	9
BUTIEREZ SR., DANIEL FRANCIS	1,203	201	996	6
Write-In Totals	6	0	6	0
Not Assigned	6	0	6	0
Total Votes Cast	2,776	322	2,439	15

Precinct 021

State Senator District 16

Vote For 1

	TOTAL	Polls	Early Provisional	s
SEAMAN, STACEY	1,575	120	1,447	8
SHOPE JR., THOMAS "T.J."	1,191	198	987	6
Write-In Totals	2	1	1	0
Not Assigned	2	1	1	0
Total Votes Cast	2,768	319	2,435	14

State Representative Dist. 16

Vote For 2

	TOTAL	Polls	Early Provisional	s
SEAMAN, KEITH	1,553	118	1,427	8
LOPEZ, CHRIS	982	154	825	3
MARTINEZ, TERESA	1,080	168	907	5
Write-In Totals	13	0	13	0
Not Assigned	13	0	13	0
Total Votes Cast	3,628	440	3,172	16

Corporation Commissioner

Vote For 3

	TOTAL	Polls	Early Provisional	s
AGUILAR, YLENIA	1,415	88	1,321	6
HILL, JONATHON	1,352	87	1,262	3
POLACHECK, JOSHUA	1,330	76	1,249	5
LOPEZ, RENE	1,032	171	857	4
MARQUEZ PETERSON, LEA	988	137	850	1
WALDEN, RACHEL	1,064	160	900	4
CEASE, MIKE	114	23	91	0
LUXENBERG, NINA	91	13	78	0
Write-In Totals	3	0	3	0
Write-In: Bertone, Frank	0	0	0	0
Not Assigned	3	0	3	0
Total Votes Cast	7,389	755	6,611	23

Board of Supervisors District 3

Vote For 1

	TOTAL	Polls	Early Provisional	s
ALLEN, JENNIFER "JEN"	1,486	107	1,370	9
WITTENBRAKER, JANET "JL"	1,167	192	970	5
BAH, IMAN-UTOPIA LAYJOU	69	11	58	0
Write-In Totals	2	0	2	0
Not Assigned	2	0	2	0
Total Votes Cast	2,724	310	2,400	14

Precinct 021

County Assessor

Vote For 1

	TOTAL	Polls	Early Provisional	S
DROUBIE, SUZANNE	1,913	187	1,716	10
Write-In Totals	73	13	58	2
Not Assigned	73	13	58	2
Total Votes Cast	1,986	200	1,774	12

County Attorney

Vote For 1

	TOTAL	Polls	Early Provisional	S
CONOVER, LAURA	1,681	140	1,531	10
DRUAN, HOWARD	485	83	401	1
Write-In Totals	47	9	36	2
Not Assigned	47	9	36	2
Total Votes Cast	2,213	232	1,968	13

County Recorder

Vote For 1

	TOTAL	Polls	Early Provisional	S
CÁZARES-KELLY, GABRIELLA	1,571	117	1,446	8
CAMPBELL-GONZALEZ, DOMINIC	1,120	189	925	6
Write-In Totals	3	0	3	0
Not Assigned	3	0	3	0
Total Votes Cast	2,694	306	2,374	14

County Sheriff

Vote For 1

	TOTAL	Polls	Early Provisional	S
NANOS, CHRIS	1,431	108	1,312	11
LAPPIN, HEATHER	1,315	212	1,099	4
Write-In Totals	3	0	3	0
Write-In: Di Genova, Trista	0	0	0	0
Not Assigned	3	0	3	0
Total Votes Cast	2,749	320	2,414	15

County Superintendent of Schools

Vote For 1

	TOTAL	Polls	Early Provisional	S
WILLIAMS, DUSTIN	1,877	178	1,689	10
Write-In Totals	66	13	51	2
Not Assigned	66	13	51	2
Total Votes Cast	1,943	191	1,740	12

Precinct 021

County Treasurer

Vote For 1

	TOTAL	Polls	Early Provisional	S
JOHNSON, BRIAN	1,475	107	1,360	8
ACKERLEY, CHRIS	1,225	199	1,020	6
Write-In Totals	1	1	0	0
Not Assigned	1	1	0	0
Total Votes Cast	2,701	307	2,380	14

Justice of the Peace Precinct 4

Vote For 1

	TOTAL	Polls	Early Provisional	S
PESQUIERA, CHARLENE	1,882	179	1,693	10
Write-In Totals	62	12	48	2
Not Assigned	62	12	48	2
Total Votes Cast	1,944	191	1,741	12

Constable Precinct 4

Vote For 1

	TOTAL	Polls	Early Provisional	S
ETHRIDGE-NIELSEN, TRACY	1,853	178	1,666	9
Write-In Totals	64	13	49	2
Not Assigned	64	13	49	2
Total Votes Cast	1,917	191	1,715	11

KING, KATHRYN H.

Vote For 1

	TOTAL	Polls	Early Provisional	S
Yes / Si	1,287	168	1,112	7
No	993	83	906	4
Total Votes Cast	2,280	251	2,018	11

BOLICK, CLINT

Vote For 1

	TOTAL	Polls	Early Provisional	S
Yes / Si	1,232	156	1,067	9
No	1,009	86	921	2
Total Votes Cast	2,241	242	1,988	11

ECKERSTROM, PETER J.

Vote For 1

	TOTAL	Polls	Early Provisional	S
Yes / Si	1,594	160	1,428	6
No	474	74	396	4
Total Votes Cast	2,068	234	1,824	10

Precinct 021

STARING, CHRISTOPHER P.

Vote For 1

	TOTAL	Polls	Early Provisional	S
Yes / Si	1,502	155	1,341	6
No	545	76	465	4
Total Votes Cast	2,047	231	1,806	10

GRIFFIN, BRENDEN J.

Vote For 1

	TOTAL	Polls	Early Provisional	S
Yes / Si	1,478	150	1,322	6
No	514	74	436	4
Total Votes Cast	1,992	224	1,758	10

LEE, KENNETH

Vote For 1

	TOTAL	Polls	Early Provisional	S
Yes / Si	1,476	143	1,325	8
No	507	77	428	2
Total Votes Cast	1,983	220	1,753	10

BRYSON, KYLE A.

Vote For 1

	TOTAL	Polls	Early Provisional	S
Yes / Si	1,504	143	1,353	8
No	477	77	398	2
Total Votes Cast	1,981	220	1,751	10

COHEN, GARY J.

Vote For 1

	TOTAL	Polls	Early Provisional	S
Yes / Si	1,480	141	1,333	6
No	496	78	414	4
Total Votes Cast	1,976	219	1,747	10

GORDON, RICHARD E.

Vote For 1

	TOTAL	Polls	Early Provisional	S
Yes / Si	1,494	146	1,340	8
No	477	72	403	2
Total Votes Cast	1,971	218	1,743	10

Precinct 021

BUTLER, MICHAEL J.

Vote For 1

	TOTAL	Polls	Early Provisional	S
Yes / Si	1,483	141	1,334	8
No	488	75	411	2
Total Votes Cast	1,971	216	1,745	10

YEHLING, WAYNE E.

Vote For 1

	TOTAL	Polls	Early Provisional	S
Yes / Si	1,450	137	1,304	9
No	504	79	424	1
Total Votes Cast	1,954	216	1,728	10

CONSTANT, DANIELLE J.K.

Vote For 1

	TOTAL	Polls	Early Provisional	S
Yes / Si	1,421	141	1,275	5
No	539	72	462	5
Total Votes Cast	1,960	213	1,737	10

METCALF, D. DOUGLAS

Vote For 1

	TOTAL	Polls	Early Provisional	S
Yes / Si	1,472	141	1,323	8
No	502	76	424	2
Total Votes Cast	1,974	217	1,747	10

MCGINLEY, CASEY F.

Vote For 1

	TOTAL	Polls	Early Provisional	S
Yes / Si	1,485	134	1,343	8
No	488	82	404	2
Total Votes Cast	1,973	216	1,747	10

SAKALL, GREG

Vote For 1

	TOTAL	Polls	Early Provisional	S
Yes / Si	1,489	144	1,340	5
No	501	77	419	5
Total Votes Cast	1,990	221	1,759	10

Precinct 021

WAGENER, JOAN L.

Vote For 1

	TOTAL	Polls	Early Provisional	s
Yes / Si	1,448	145	1,296	7
No	511	71	437	3
Total Votes Cast	1,959	216	1,733	10

JOHNSON, KELLIE L.

Vote For 1

	TOTAL	Polls	Early Provisional	s
Yes / Si	1,401	150	1,247	4
No	592	68	518	6
Total Votes Cast	1,993	218	1,765	10

ORTIZ, KIMBERLY H.

Vote For 1

	TOTAL	Polls	Early Provisional	s
Yes / Si	1,501	143	1,353	5
No	469	74	390	5
Total Votes Cast	1,970	217	1,743	10

MCDONALD, SCOTT DAVID

Vote For 1

	TOTAL	Polls	Early Provisional	s
Yes / Si	1,441	144	1,290	7
No	513	71	439	3
Total Votes Cast	1,954	215	1,729	10

ABRAMS, LISA ILKA

Vote For 1

	TOTAL	Polls	Early Provisional	s
Yes / Si	1,487	146	1,333	8
No	479	70	407	2
Total Votes Cast	1,966	216	1,740	10

Governing Board - Tucson Unified School District (TUSD) No. 1

Vote For 3

	TOTAL	Polls	Early Provisional	s
ACOSTA RUIZ, PILAR	958	103	851	4
FLORES, ESTEBAN	838	100	735	3
LUNA ROSE, NATALIE	1,347	123	1,219	5
SHAH, RAVI	773	73	700	0
SHAW, SADIE	1,037	100	937	0
Write-In Totals	32	3	26	3
Not Assigned	32	3	26	3
Total Votes Cast	4,985	502	4,468	15

Precinct 021

Board of Governors - Pima Community College Dist. 3

Vote For 1

	TOTAL	Polls	Early Provisional	s
GARCIA, MARIA DE LA LUZ	895	103	785	7
RANDALL, KRISTEN	1,007	119	886	2
Write-In Totals	24	2	21	1
Not Assigned	24	2	21	1
Total Votes Cast	1,926	224	1,692	10

PROPOSITION 133

Vote For 1

	TOTAL	Polls	Early Provisional	s
Yes / Si	996	136	854	6
No	1,581	162	1,413	6
Total Votes Cast	2,577	298	2,267	12

PROPOSITION 134

Vote For 1

	TOTAL	Polls	Early Provisional	s
Yes / Si	941	115	819	7
No	1,653	179	1,469	5
Total Votes Cast	2,594	294	2,288	12

PROPOSITION 135

Vote For 1

	TOTAL	Polls	Early Provisional	s
Yes / Si	985	138	844	3
No	1,540	148	1,383	9
Total Votes Cast	2,525	286	2,227	12

PROPOSITION 136

Vote For 1

	TOTAL	Polls	Early Provisional	s
Yes / Si	802	114	683	5
No	1,722	174	1,541	7
Total Votes Cast	2,524	288	2,224	12

PROPOSITION 137

Vote For 1

	TOTAL	Polls	Early Provisional	s
Yes / Si	494	68	421	5
No	2,023	219	1,798	6
Total Votes Cast	2,517	287	2,219	11

Precinct 021

PROPOSITION 138

Vote For 1				
	TOTAL	Polls	Early Provisional	S
Yes / Si	494	83	407	4
No	2,116	216	1,892	8
Total Votes Cast	2,610	299	2,299	12

PROPOSITION 139

Vote For 1				
	TOTAL	Polls	Early Provisional	S
Yes / Si	1,941	166	1,765	10
No	801	143	655	3
Total Votes Cast	2,742	309	2,420	13

PROPOSITION 140

Vote For 1				
	TOTAL	Polls	Early Provisional	S
Yes / Si	1,266	153	1,107	6
No	1,439	152	1,280	7
Total Votes Cast	2,705	305	2,387	13

PROPOSITION 311

Vote For 1				
	TOTAL	Polls	Early Provisional	S
Yes / Si	1,704	205	1,489	10
No	982	95	884	3
Total Votes Cast	2,686	300	2,373	13

PROPOSITION 312

Vote For 1				
	TOTAL	Polls	Early Provisional	S
Yes / Si	1,429	177	1,243	9
No	1,242	122	1,117	3
Total Votes Cast	2,671	299	2,360	12

PROPOSITION 313

Vote For 1				
	TOTAL	Polls	Early Provisional	S
Yes / Si	1,511	210	1,291	10
No	1,091	86	1,003	2
Total Votes Cast	2,602	296	2,294	12

Precinct 021

PROPOSITION 314

Vote For 1

	TOTAL	Polls	Early Provisional	S
Yes / Si	1,549	201	1,340	8
No	1,044	89	951	4
Total Votes Cast	2,593	290	2,291	12

PROPOSITION 315

Vote For 1

	TOTAL	Polls	Early Provisional	S
Yes / Si	1,045	135	903	7
No	1,462	143	1,314	5
Total Votes Cast	2,507	278	2,217	12

Summary Results Report
 General Election
 November 5, 2024

OFFICIAL RESULTS
 Summary of Votes Cast
 County of Pima

Precinct 022

Statistics	TOTAL	Polls	Early Provisional	s
Registered Voters - Total	4,504			
Ballots Cast - Total	2,707	482	2,207	18
Ballots Cast - Blank	49	14	35	0
Voter Turnout - Total	60.10%			

Presidential Electors

Vote For 1	TOTAL	Polls	Early Provisional	s
HARRIS, KAMALA D.	1,706	270	1,427	9
TRUMP, DONALD J.	951	203	739	9
OLIVER, CHASE	13	5	8	0
STEIN, JILL	12	1	11	0
Write-In Totals	11	1	10	0
Write-In: Ayyadurai / Ellis	0	0	0	0
Write-In: Boddie / Stoneham	0	0	0	0
Write-In: De la Cruz / Garcia	1	0	1	0
Write-In: Shelton / Serra	0	0	0	0
Write-In: Skousen / Combs	0	0	0	0
Not Assigned	10	1	9	0
Total Votes Cast	2,693	480	2,195	18

U.S. Senator

Vote For 1	TOTAL	Polls	Early Provisional	s
GALLEGO, RUBEN	1,748	290	1,448	10
LAKE, KARI	793	163	626	4
QUINTANA, EDUARDO	102	17	83	2
Write-In Totals	2	0	2	0
Write-In: Williams, Sarah	0	0	0	0
Write-In: Beckett, Christopher	0	0	0	0
Write-In: Sanders, Steven Cavin	0	0	0	0
Write-In: Bozic, David	0	0	0	0
Write-In: Petty, Shawn	0	0	0	0
Write-In: Rodriguez, Benjamin	0	0	0	0
Write-In: Prosser, Jannie "Jannie"	0	0	0	0
Not Assigned	2	0	2	0
Total Votes Cast	2,645	470	2,159	16

U.S. Representative in Congress District 7

Vote For 1	TOTAL	Polls	Early Provisional	s
GRIJALVA, RAÚL M.	1,747	288	1,447	12
BUTIEREZ SR., DANIEL FRANCIS	850	167	679	4
Write-In Totals	8	3	5	0
Not Assigned	8	3	5	0
Total Votes Cast	2,605	458	2,131	16

Precinct 022

State Senator District 20

Vote For 1

	TOTAL	Polls	Early Provisional	S
GONZALES, SALLY ANN	1,988	344	1,633	11
Write-In Totals	78	14	62	2
Not Assigned	78	14	62	2
Total Votes Cast	2,066	358	1,695	13

State Representative Dist. 20

Vote For 2

	TOTAL	Polls	Early Provisional	S
HERNANDEZ, ALMA	1,699	272	1,420	7
VILLEGAS, BETTY	1,284	176	1,103	5
Write-In Totals	115	16	98	1
Not Assigned	115	16	98	1
Total Votes Cast	3,098	464	2,621	13

Corporation Commissioner

Vote For 3

	TOTAL	Polls	Early Provisional	S
AGUILAR, YLENIA	1,531	231	1,293	7
HILL, JONATHON	1,263	151	1,108	4
POLACHECK, JOSHUA	1,289	161	1,123	5
LOPEZ, RENE	748	146	597	5
MARQUEZ PETERSON, LEA	649	95	552	2
WALDEN, RACHEL	688	111	574	3
CEASE, MIKE	83	17	66	0
LUXENBERG, NINA	98	17	81	0
Write-In Totals	8	0	8	0
Write-In: Bertone, Frank	0	0	0	0
Not Assigned	8	0	8	0
Total Votes Cast	6,357	929	5,402	26

Board of Supervisors District 5

Vote For 1

	TOTAL	Polls	Early Provisional	S
GRIJALVA, ADELITA	1,729	278	1,440	11
ROMERO, VAL	722	146	573	3
Write-In Totals	14	2	12	0
Not Assigned	14	2	12	0
Total Votes Cast	2,465	426	2,025	14

Precinct 022

County Assessor

Vote For 1

	TOTAL	Polls	Early Provisional	S
DROUBIE, SUZANNE	1,958	336	1,610	12
Write-In Totals	72	11	60	1
Not Assigned	72	11	60	1
Total Votes Cast	2,030	347	1,670	13

County Attorney

Vote For 1

	TOTAL	Polls	Early Provisional	S
CONOVER, LAURA	1,748	286	1,452	10
DRUAN, HOWARD	478	96	377	5
Write-In Totals	31	4	27	0
Not Assigned	31	4	27	0
Total Votes Cast	2,257	386	1,856	15

County Recorder

Vote For 1

	TOTAL	Polls	Early Provisional	S
CÁZARES-KELLY, GABRIELLA	1,713	269	1,434	10
CAMPBELL-GONZALEZ, DOMINIC	795	157	632	6
Write-In Totals	4	2	2	0
Not Assigned	4	2	2	0
Total Votes Cast	2,512	428	2,068	16

County Sheriff

Vote For 1

	TOTAL	Polls	Early Provisional	S
NANOS, CHRIS	1,588	259	1,318	11
LAPPIN, HEATHER	962	184	773	5
Write-In Totals	15	3	12	0
Write-In: Di Genova, Trista	3	1	2	0
Not Assigned	12	2	10	0
Total Votes Cast	2,565	446	2,103	16

County Superintendent of Schools

Vote For 1

	TOTAL	Polls	Early Provisional	S
WILLIAMS, DUSTIN	1,963	338	1,611	14
Write-In Totals	73	8	64	1
Not Assigned	73	8	64	1
Total Votes Cast	2,036	346	1,675	15

Precinct 022

County Treasurer

Vote For 1

	TOTAL	Polls	Early Provisional	S
JOHNSON, BRIAN	1,628	255	1,364	9
ACKERLEY, CHRIS	895	175	714	6
Write-In Totals	5	1	4	0
Not Assigned	5	1	4	0
Total Votes Cast	2,528	431	2,082	15

Justice of the Peace Precinct 9

Vote For 1

	TOTAL	Polls	Early Provisional	S
GARZA, RENEE ANN	1,981	341	1,629	11
Write-In Totals	77	14	63	0
Not Assigned	77	14	63	0
Total Votes Cast	2,058	355	1,692	11

Constable Precinct 9

Vote For 1

	TOTAL	Polls	Early Provisional	S
Write-In Totals	280	39	238	3
Not Assigned	280	39	238	3
Total Votes Cast	280	39	238	3

KING, KATHRYN H.

Vote For 1

	TOTAL	Polls	Early Provisional	S
Yes / Si	1,266	234	1,024	8
No	934	142	785	7
Total Votes Cast	2,200	376	1,809	15

BOLICK, CLINT

Vote For 1

	TOTAL	Polls	Early Provisional	S
Yes / Si	1,142	210	926	6
No	1,003	147	848	8
Total Votes Cast	2,145	357	1,774	14

ECKERSTROM, PETER J.

Vote For 1

	TOTAL	Polls	Early Provisional	S
Yes / Si	1,457	249	1,200	8
No	607	118	482	7
Total Votes Cast	2,064	367	1,682	15

Precinct 022

STARING, CHRISTOPHER P.

Vote For 1		TOTAL	Polls	Early Provisional	S
Yes / Si		1,361	239	1,116	6
No		645	117	519	9
Total Votes Cast		2,006	356	1,635	15

GRIFFIN, BRENDEN J.

Vote For 1		TOTAL	Polls	Early Provisional	S
Yes / Si		1,416	243	1,164	9
No		615	120	488	7
Total Votes Cast		2,031	363	1,652	16

LEE, KENNETH

Vote For 1		TOTAL	Polls	Early Provisional	S
Yes / Si		1,374	232	1,134	8
No		624	128	489	7
Total Votes Cast		1,998	360	1,623	15

BRYSON, KYLE A.

Vote For 1		TOTAL	Polls	Early Provisional	S
Yes / Si		1,395	236	1,152	7
No		608	119	481	8
Total Votes Cast		2,003	355	1,633	15

COHEN, GARY J.

Vote For 1		TOTAL	Polls	Early Provisional	S
Yes / Si		1,390	232	1,151	7
No		610	122	480	8
Total Votes Cast		2,000	354	1,631	15

GORDON, RICHARD E.

Vote For 1		TOTAL	Polls	Early Provisional	S
Yes / Si		1,381	239	1,135	7
No		624	119	497	8
Total Votes Cast		2,005	358	1,632	15

Precinct 022

BUTLER, MICHAEL J.

Vote For 1

	TOTAL	Polls	Early Provisional	S
Yes / Si	1,400	237	1,155	8
No	608	121	480	7
Total Votes Cast	2,008	358	1,635	15

YEHLING, WAYNE E.

Vote For 1

	TOTAL	Polls	Early Provisional	S
Yes / Si	1,390	236	1,148	6
No	619	120	491	8
Total Votes Cast	2,009	356	1,639	14

CONSTANT, DANIELLE J.K.

Vote For 1

	TOTAL	Polls	Early Provisional	S
Yes / Si	1,409	239	1,162	8
No	596	115	474	7
Total Votes Cast	2,005	354	1,636	15

METCALF, D. DOUGLAS

Vote For 1

	TOTAL	Polls	Early Provisional	S
Yes / Si	1,386	242	1,138	6
No	617	115	494	8
Total Votes Cast	2,003	357	1,632	14

MCGINLEY, CASEY F.

Vote For 1

	TOTAL	Polls	Early Provisional	S
Yes / Si	1,409	236	1,168	5
No	579	119	451	9
Total Votes Cast	1,988	355	1,619	14

SAKALL, GREG

Vote For 1

	TOTAL	Polls	Early Provisional	S
Yes / Si	1,392	240	1,145	7
No	610	116	486	8
Total Votes Cast	2,002	356	1,631	15

Precinct 022

WAGENER, JOAN L.

Vote For 1

	TOTAL	Polls	Early Provisional	S
Yes / Si	1,404	237	1,159	8
No	601	118	476	7
Total Votes Cast	2,005	355	1,635	15

JOHNSON, KELLIE L.

Vote For 1

	TOTAL	Polls	Early Provisional	S
Yes / Si	1,327	226	1,092	9
No	702	132	564	6
Total Votes Cast	2,029	358	1,656	15

ORTIZ, KIMBERLY H.

Vote For 1

	TOTAL	Polls	Early Provisional	S
Yes / Si	1,482	253	1,220	9
No	528	105	417	6
Total Votes Cast	2,010	358	1,637	15

MCDONALD, SCOTT DAVID

Vote For 1

	TOTAL	Polls	Early Provisional	S
Yes / Si	1,362	235	1,120	7
No	627	118	502	7
Total Votes Cast	1,989	353	1,622	14

ABRAMS, LISA ILKA

Vote For 1

	TOTAL	Polls	Early Provisional	S
Yes / Si	1,455	243	1,203	9
No	551	114	431	6
Total Votes Cast	2,006	357	1,634	15

Governing Board - Tucson Unified School District (TUSD) No. 1

Vote For 3

	TOTAL	Polls	Early Provisional	S
ACOSTA RUIZ, PILAR	986	178	803	5
FLORES, ESTEBAN	1,118	223	886	9
LUNA ROSE, NATALIE	1,321	203	1,114	4
SHAH, RAVI	694	86	607	1
SHAW, SADIE	767	89	677	1
Write-In Totals	62	10	50	2
Not Assigned	62	10	50	2
Total Votes Cast	4,948	789	4,137	22

Precinct 022

Board of Governors - Pima Community College Dist. 5

Vote For 1

	TOTAL	Polls	Early Provisional	S
GONZALES, LUIS LOPEZ	921	185	730	6
MORALES, KARLA	1,078	183	889	6
Write-In Totals	28	4	22	2
Not Assigned	28	4	22	2
Total Votes Cast	2,027	372	1,641	14

PROPOSITION 133

Vote For 1

	TOTAL	Polls	Early Provisional	S
Yes / Si	812	190	614	8
No	1,582	234	1,339	9
Total Votes Cast	2,394	424	1,953	17

PROPOSITION 134

Vote For 1

	TOTAL	Polls	Early Provisional	S
Yes / Si	782	177	596	9
No	1,616	251	1,357	8
Total Votes Cast	2,398	428	1,953	17

PROPOSITION 135

Vote For 1

	TOTAL	Polls	Early Provisional	S
Yes / Si	803	168	627	8
No	1,541	240	1,292	9
Total Votes Cast	2,344	408	1,919	17

PROPOSITION 136

Vote For 1

	TOTAL	Polls	Early Provisional	S
Yes / Si	660	156	499	5
No	1,661	252	1,397	12
Total Votes Cast	2,321	408	1,896	17

PROPOSITION 137

Vote For 1

	TOTAL	Polls	Early Provisional	S
Yes / Si	509	115	387	7
No	1,820	288	1,522	10
Total Votes Cast	2,329	403	1,909	17

Precinct 022

PROPOSITION 138

Vote For 1

	TOTAL	Polls	Early Provisional	S
Yes / Si	425	111	313	1
No	2,001	318	1,667	16
Total Votes Cast	2,426	429	1,980	17

PROPOSITION 139

Vote For 1

	TOTAL	Polls	Early Provisional	S
Yes / Si	1,842	304	1,526	12
No	730	155	569	6
Total Votes Cast	2,572	459	2,095	18

PROPOSITION 140

Vote For 1

	TOTAL	Polls	Early Provisional	S
Yes / Si	1,141	230	900	11
No	1,363	208	1,148	7
Total Votes Cast	2,504	438	2,048	18

PROPOSITION 311

Vote For 1

	TOTAL	Polls	Early Provisional	S
Yes / Si	1,515	291	1,209	15
No	1,002	148	851	3
Total Votes Cast	2,517	439	2,060	18

PROPOSITION 312

Vote For 1

	TOTAL	Polls	Early Provisional	S
Yes / Si	1,269	265	990	14
No	1,234	175	1,055	4
Total Votes Cast	2,503	440	2,045	18

PROPOSITION 313

Vote For 1

	TOTAL	Polls	Early Provisional	S
Yes / Si	1,381	273	1,095	13
No	1,031	140	888	3
Total Votes Cast	2,412	413	1,983	16

Precinct 022

PROPOSITION 314

Vote For 1

	TOTAL	Polls	Early Provisional	S
Yes / Si	1,152	217	926	9
No	1,251	191	1,055	5
Total Votes Cast	2,403	408	1,981	14

PROPOSITION 315

Vote For 1

	TOTAL	Polls	Early Provisional	S
Yes / Si	783	177	602	4
No	1,564	224	1,330	10
Total Votes Cast	2,347	401	1,932	14

Summary Results Report
 General Election
 November 5, 2024

OFFICIAL RESULTS
 Summary of Votes Cast
 County of Pima

Precinct 023

Statistics	TOTAL	Polls	Early Provisionals	
Registered Voters - Total	3,825			
Ballots Cast - Total	2,594	448	2,124	22
Ballots Cast - Blank	50	20	29	1
Voter Turnout - Total	67.82%			

Presidential Electors

Vote For 1	TOTAL	Polls	Early Provisionals	
HARRIS, KAMALA D.	1,661	198	1,450	13
TRUMP, DONALD J.	890	239	642	9
OLIVER, CHASE	7	2	5	0
STEIN, JILL	6	1	5	0
Write-In Totals	9	3	6	0
Write-In: Ayyadurai / Ellis	0	0	0	0
Write-In: Boddie / Stoneham	0	0	0	0
Write-In: De la Cruz / Garcia	1	1	0	0
Write-In: Shelton / Serra	0	0	0	0
Write-In: Skousen / Combs	0	0	0	0
Not Assigned	8	2	6	0
Total Votes Cast	2,573	443	2,108	22

U.S. Senator

Vote For 1	TOTAL	Polls	Early Provisionals	
GALLEGO, RUBEN	1,704	216	1,474	14
LAKE, KARI	742	194	540	8
QUINTANA, EDUARDO	86	23	63	0
Write-In Totals	0	0	0	0
Write-In: Williams, Sarah	0	0	0	0
Write-In: Beckett, Christopher	0	0	0	0
Write-In: Sanders, Steven Cavin	0	0	0	0
Write-In: Bozic, David	0	0	0	0
Write-In: Petty, Shawn	0	0	0	0
Write-In: Rodriguez, Benjamin	0	0	0	0
Write-In: Prosser, Jannie "Jannie"	0	0	0	0
Not Assigned	0	0	0	0
Total Votes Cast	2,532	433	2,077	22

U.S. Representative in Congress District 7

Vote For 1	TOTAL	Polls	Early Provisionals	
GRIJALVA, RAÚL M.	1,671	222	1,437	12
BUTIEREZ SR., DANIEL FRANCIS	832	206	618	8
Write-In Totals	4	1	2	1
Not Assigned	4	1	2	1
Total Votes Cast	2,507	429	2,057	21

Precinct 023

State Senator District 20

Vote For 1

	TOTAL	Polls	Early Provisional	S
GONZALES, SALLY ANN	1,956	290	1,654	12
Write-In Totals	89	32	56	1
Not Assigned	89	32	56	1
Total Votes Cast	2,045	322	1,710	13

State Representative Dist. 20

Vote For 2

	TOTAL	Polls	Early Provisional	S
HERNANDEZ, ALMA	1,533	211	1,313	9
VILLEGAS, BETTY	1,499	174	1,318	7
Write-In Totals	111	33	77	1
Not Assigned	111	33	77	1
Total Votes Cast	3,143	418	2,708	17

Corporation Commissioner

Vote For 3

	TOTAL	Polls	Early Provisional	S
AGUILAR, YLENIA	1,455	155	1,292	8
HILL, JONATHON	1,295	119	1,171	5
POLACHECK, JOSHUA	1,224	115	1,104	5
LOPEZ, RENE	714	151	557	6
MARQUEZ PETERSON, LEA	665	129	530	6
WALDEN, RACHEL	614	124	483	7
CEASE, MIKE	85	16	69	0
LUXENBERG, NINA	98	20	77	1
Write-In Totals	7	1	5	1
Write-In: Bertone, Frank	0	0	0	0
Not Assigned	7	1	5	1
Total Votes Cast	6,157	830	5,288	39

Board of Supervisors District 5

Vote For 1

	TOTAL	Polls	Early Provisional	S
GRIJALVA, ADELITA	1,623	206	1,408	9
ROMERO, VAL	751	178	569	4
Write-In Totals	13	4	8	1
Not Assigned	13	4	8	1
Total Votes Cast	2,387	388	1,985	14

Precinct 023

County Assessor

Vote For 1

	TOTAL	Polls	Early Provisional	S
DROUBIE, SUZANNE	1,942	281	1,649	12
Write-In Totals	73	26	46	1
Not Assigned	73	26	46	1
Total Votes Cast	2,015	307	1,695	13

County Attorney

Vote For 1

	TOTAL	Polls	Early Provisional	S
CONOVER, LAURA	1,696	231	1,456	9
DRUAN, HOWARD	474	114	354	6
Write-In Totals	32	7	24	1
Not Assigned	32	7	24	1
Total Votes Cast	2,202	352	1,834	16

County Recorder

Vote For 1

	TOTAL	Polls	Early Provisional	S
CÁZARES-KELLY, GABRIELLA	1,672	206	1,456	10
CAMPBELL-GONZALEZ, DOMINIC	743	191	543	9
Write-In Totals	2	1	0	1
Not Assigned	2	1	0	1
Total Votes Cast	2,417	398	1,999	20

County Sheriff

Vote For 1

	TOTAL	Polls	Early Provisional	S
NANOS, CHRIS	1,513	188	1,318	7
LAPPIN, HEATHER	939	217	711	11
Write-In Totals	4	1	2	1
Write-In: Di Genova, Trista	0	0	0	0
Not Assigned	4	1	2	1
Total Votes Cast	2,456	406	2,031	19

County Superintendent of Schools

Vote For 1

	TOTAL	Polls	Early Provisional	S
WILLIAMS, DUSTIN	1,931	286	1,633	12
Write-In Totals	77	25	51	1
Not Assigned	77	25	51	1
Total Votes Cast	2,008	311	1,684	13

Precinct 023

County Treasurer

Vote For 1

	TOTAL	Polls	Early Provisional	S
JOHNSON, BRIAN	1,590	189	1,392	9
ACKERLEY, CHRIS	838	199	630	9
Write-In Totals	4	2	1	1
Not Assigned	4	2	1	1
Total Votes Cast	2,432	390	2,023	19

Justice of the Peace Precinct 4

Vote For 1

	TOTAL	Polls	Early Provisional	S
PESQUIERA, CHARLENE	1,955	284	1,660	11
Write-In Totals	77	26	50	1
Not Assigned	77	26	50	1
Total Votes Cast	2,032	310	1,710	12

Constable Precinct 4

Vote For 1

	TOTAL	Polls	Early Provisional	S
ETHRIDGE-NIELSEN, TRACY	1,927	279	1,638	10
Write-In Totals	73	24	48	1
Not Assigned	73	24	48	1
Total Votes Cast	2,000	303	1,686	11

KING, KATHRYN H.

Vote For 1

	TOTAL	Polls	Early Provisional	S
Yes / Si	1,279	210	1,063	6
No	902	139	756	7
Total Votes Cast	2,181	349	1,819	13

BOLICK, CLINT

Vote For 1

	TOTAL	Polls	Early Provisional	S
Yes / Si	1,168	186	977	5
No	965	151	806	8
Total Votes Cast	2,133	337	1,783	13

ECKERSTROM, PETER J.

Vote For 1

	TOTAL	Polls	Early Provisional	S
Yes / Si	1,549	217	1,326	6
No	543	119	417	7
Total Votes Cast	2,092	336	1,743	13

Precinct 023

STARING, CHRISTOPHER P.

Vote For 1

	TOTAL	Polls	Early Provisional	S
Yes / Si	1,420	209	1,205	6
No	608	112	489	7
Total Votes Cast	2,028	321	1,694	13

GRIFFIN, BRENDEN J.

Vote For 1

	TOTAL	Polls	Early Provisional	S
Yes / Si	1,458	214	1,239	5
No	585	119	458	8
Total Votes Cast	2,043	333	1,697	13

LEE, KENNETH

Vote For 1

	TOTAL	Polls	Early Provisional	S
Yes / Si	1,469	203	1,260	6
No	566	124	435	7
Total Votes Cast	2,035	327	1,695	13

BRYSON, KYLE A.

Vote For 1

	TOTAL	Polls	Early Provisional	S
Yes / Si	1,463	204	1,253	6
No	570	125	438	7
Total Votes Cast	2,033	329	1,691	13

COHEN, GARY J.

Vote For 1

	TOTAL	Polls	Early Provisional	S
Yes / Si	1,427	202	1,218	7
No	603	129	468	6
Total Votes Cast	2,030	331	1,686	13

GORDON, RICHARD E.

Vote For 1

	TOTAL	Polls	Early Provisional	S
Yes / Si	1,463	206	1,252	5
No	574	122	444	8
Total Votes Cast	2,037	328	1,696	13

Precinct 023

BUTLER, MICHAEL J.

Vote For 1

	TOTAL	Polls	Early Provisional	S
Yes / Si	1,464	209	1,250	5
No	569	117	444	8
Total Votes Cast	2,033	326	1,694	13

YEHLING, WAYNE E.

Vote For 1

	TOTAL	Polls	Early Provisional	S
Yes / Si	1,431	202	1,224	5
No	601	123	470	8
Total Votes Cast	2,032	325	1,694	13

CONSTANT, DANIELLE J.K.

Vote For 1

	TOTAL	Polls	Early Provisional	S
Yes / Si	1,433	205	1,222	6
No	595	122	466	7
Total Votes Cast	2,028	327	1,688	13

METCALF, D. DOUGLAS

Vote For 1

	TOTAL	Polls	Early Provisional	S
Yes / Si	1,454	209	1,238	7
No	579	120	453	6
Total Votes Cast	2,033	329	1,691	13

MCGINLEY, CASEY F.

Vote For 1

	TOTAL	Polls	Early Provisional	S
Yes / Si	1,454	203	1,246	5
No	576	124	444	8
Total Votes Cast	2,030	327	1,690	13

SAKALL, GREG

Vote For 1

	TOTAL	Polls	Early Provisional	S
Yes / Si	1,430	203	1,221	6
No	602	123	472	7
Total Votes Cast	2,032	326	1,693	13

Precinct 023

WAGENER, JOAN L.

Vote For 1		TOTAL	Polls	Early Provisional	S
Yes / Si	1,455	204	1,245	6	
No	579	123	449	7	
Total Votes Cast	2,034	327	1,694	13	

JOHNSON, KELLIE L.

Vote For 1		TOTAL	Polls	Early Provisional	S
Yes / Si	1,393	206	1,180	7	
No	648	122	520	6	
Total Votes Cast	2,041	328	1,700	13	

ORTIZ, KIMBERLY H.

Vote For 1		TOTAL	Polls	Early Provisional	S
Yes / Si	1,512	214	1,291	7	
No	530	113	411	6	
Total Votes Cast	2,042	327	1,702	13	

MCDONALD, SCOTT DAVID

Vote For 1		TOTAL	Polls	Early Provisional	S
Yes / Si	1,415	203	1,206	6	
No	611	123	481	7	
Total Votes Cast	2,026	326	1,687	13	

ABRAMS, LISA ILKA

Vote For 1		TOTAL	Polls	Early Provisional	S
Yes / Si	1,466	213	1,248	5	
No	572	117	447	8	
Total Votes Cast	2,038	330	1,695	13	

Governing Board - Tucson Unified School District (TUSD) No. 1

Vote For 3		TOTAL	Polls	Early Provisional	S
ACOSTA RUIZ, PILAR	1,119	152	963	4	
FLORES, ESTEBAN	1,048	157	887	4	
LUNA ROSE, NATALIE	1,429	193	1,230	6	
SHAH, RAVI	733	78	651	4	
SHAW, SADIE	845	102	740	3	
Write-In Totals	38	15	23	0	
Not Assigned	38	15	23	0	
Total Votes Cast	5,212	697	4,494	21	

Precinct 023

Board of Governors - Pima Community College Dist. 5

Vote For 1

	TOTAL	Polls	Early Provisional	S
GONZALES, LUIS LOPEZ	820	142	675	3
MORALES, KARLA	1,248	188	1,054	6
Write-In Totals	20	6	14	0
Not Assigned	20	6	14	0
Total Votes Cast	2,088	336	1,743	9

PROPOSITION 133

Vote For 1

	TOTAL	Polls	Early Provisional	S
Yes / Si	765	159	601	5
No	1,569	234	1,321	14
Total Votes Cast	2,334	393	1,922	19

PROPOSITION 134

Vote For 1

	TOTAL	Polls	Early Provisional	S
Yes / Si	720	155	561	4
No	1,601	233	1,354	14
Total Votes Cast	2,321	388	1,915	18

PROPOSITION 135

Vote For 1

	TOTAL	Polls	Early Provisional	S
Yes / Si	761	169	585	7
No	1,533	219	1,302	12
Total Votes Cast	2,294	388	1,887	19

PROPOSITION 136

Vote For 1

	TOTAL	Polls	Early Provisional	S
Yes / Si	580	135	441	4
No	1,703	237	1,452	14
Total Votes Cast	2,283	372	1,893	18

PROPOSITION 137

Vote For 1

	TOTAL	Polls	Early Provisional	S
Yes / Si	459	103	349	7
No	1,794	269	1,514	11
Total Votes Cast	2,253	372	1,863	18

Precinct 023

PROPOSITION 138

Vote For 1

	TOTAL	Polls	Early Provisional	S
Yes / Si	410	74	329	7
No	1,935	317	1,605	13
Total Votes Cast	2,345	391	1,934	20

PROPOSITION 139

Vote For 1

	TOTAL	Polls	Early Provisional	S
Yes / Si	1,795	262	1,518	15
No	677	162	510	5
Total Votes Cast	2,472	424	2,028	20

PROPOSITION 140

Vote For 1

	TOTAL	Polls	Early Provisional	S
Yes / Si	1,032	183	840	9
No	1,377	221	1,147	9
Total Votes Cast	2,409	404	1,987	18

PROPOSITION 311

Vote For 1

	TOTAL	Polls	Early Provisional	S
Yes / Si	1,435	282	1,140	13
No	1,003	128	868	7
Total Votes Cast	2,438	410	2,008	20

PROPOSITION 312

Vote For 1

	TOTAL	Polls	Early Provisional	S
Yes / Si	1,242	255	980	7
No	1,169	150	1,007	12
Total Votes Cast	2,411	405	1,987	19

PROPOSITION 313

Vote For 1

	TOTAL	Polls	Early Provisional	S
Yes / Si	1,389	266	1,112	11
No	943	126	812	5
Total Votes Cast	2,332	392	1,924	16

Precinct 023

PROPOSITION 314

Vote For 1

	TOTAL	Polls	Early Provisional	S
Yes / Si	1,133	225	899	9
No	1,179	158	1,012	9
Total Votes Cast	2,312	383	1,911	18

PROPOSITION 315

Vote For 1

	TOTAL	Polls	Early Provisional	S
Yes / Si	751	162	581	8
No	1,507	205	1,294	8
Total Votes Cast	2,258	367	1,875	16

Precinct 024

Statistics	TOTAL	Polls	Early Provisional	s
Registered Voters - Total	2,482			
Ballots Cast - Total	1,907	431	1,467	9
Ballots Cast - Blank	27	12	15	0
Voter Turnout - Total	76.83%			

Presidential Electors

Vote For 1	TOTAL	Polls	Early Provisional	s
HARRIS, KAMALA D.	738	105	632	1
TRUMP, DONALD J.	1,116	315	793	8
OLIVER, CHASE	20	1	19	0
STEIN, JILL	9	2	7	0
Write-In Totals	11	4	7	0
Write-In: Ayyadurai / Ellis	0	0	0	0
Write-In: Boddie / Stoneham	0	0	0	0
Write-In: De la Cruz / Garcia	0	0	0	0
Write-In: Shelton / Serra	0	0	0	0
Write-In: Skousen / Combs	0	0	0	0
Not Assigned	11	4	7	0
Total Votes Cast	1,894	427	1,458	9

U.S. Senator

Vote For 1	TOTAL	Polls	Early Provisional	s
GALLEGO, RUBEN	767	115	651	1
LAKE, KARI	1,038	288	742	8
QUINTANA, EDUARDO	52	16	36	0
Write-In Totals	7	1	6	0
Write-In: Williams, Sarah	0	0	0	0
Write-In: Beckett, Christopher	0	0	0	0
Write-In: Sanders, Steven Cavin	0	0	0	0
Write-In: Bozic, David	0	0	0	0
Write-In: Petty, Shawn	0	0	0	0
Write-In: Rodriguez, Benjamin	0	0	0	0
Write-In: Prosser, Jannie "Jannie"	0	0	0	0
Not Assigned	7	1	6	0
Total Votes Cast	1,864	420	1,435	9

Summary Results Report
 General Election
 November 5, 2024

OFFICIAL RESULTS
 Summary of Votes Cast
 County of Pima

Precinct 024

U.S. Representative in Congress District 6

Vote For 1

	TOTAL	Polls	Early Provisional	S
ENGEL, KIRSTEN	693	103	589	1
CISCOMANI, JUAN	1,103	304	791	8
EASTWOOD, ATHENA	52	13	39	0
Write-In Totals	5	1	4	0
Write-In: Pozzolo, Luis	0	0	0	0
Not Assigned	5	1	4	0
Total Votes Cast	1,853	421	1,423	9

State Senator District 17

Vote For 1

	TOTAL	Polls	Early Provisional	S
MCLEAN, JOHN	757	109	647	1
LEACH, VENDEN "VINCE"	1,072	297	767	8
Write-In Totals	2	1	1	0
Not Assigned	2	1	1	0
Total Votes Cast	1,831	407	1,415	9

State Representative Dist. 17

Vote For 2

	TOTAL	Polls	Early Provisional	S
VOLK, KEVIN	744	104	639	1
JONES, RACHEL	964	238	719	7
MCGARR, CORY	880	208	668	4
Write-In Totals	13	4	9	0
Not Assigned	13	4	9	0
Total Votes Cast	2,601	554	2,035	12

Corporation Commissioner

Vote For 3

	TOTAL	Polls	Early Provisional	S
AGUILAR, YLENIA	650	92	557	1
HILL, JONATHON	603	68	534	1
POLACHECK, JOSHUA	567	58	508	1
LOPEZ, RENE	886	200	681	5
MARQUEZ PETERSON, LEA	872	200	667	5
WALDEN, RACHEL	950	236	709	5
CEASE, MIKE	67	20	46	1
LUXENBERG, NINA	74	19	55	0
Write-In Totals	3	3	0	0
Write-In: Bertone, Frank	0	0	0	0
Not Assigned	3	3	0	0
Total Votes Cast	4,672	896	3,757	19

Precinct 024

Board of Supervisors District 1

	TOTAL	Polls	Early Provisional	S
SCOTT, REX	729	114	614	1
SPAIN, STEVE	1,081	288	785	8
Write-In Totals	5	2	3	0
Not Assigned	5	2	3	0
Total Votes Cast	1,815	404	1,402	9

County Assessor

	TOTAL	Polls	Early Provisional	S
DROUBIE, SUZANNE	1,088	202	882	4
Write-In Totals	87	22	65	0
Not Assigned	87	22	65	0
Total Votes Cast	1,175	224	947	4

County Attorney

	TOTAL	Polls	Early Provisional	S
CONOVER, LAURA	865	140	722	3
DRUAN, HOWARD	456	129	324	3
Write-In Totals	54	14	40	0
Not Assigned	54	14	40	0
Total Votes Cast	1,375	283	1,086	6

County Recorder

	TOTAL	Polls	Early Provisional	S
CÁZARES-KELLY, GABRIELLA	759	117	641	1
CAMPBELL-GONZALEZ, DOMINIC	1,021	277	736	8
Write-In Totals	2	1	1	0
Not Assigned	2	1	1	0
Total Votes Cast	1,782	395	1,378	9

County Sheriff

	TOTAL	Polls	Early Provisional	S
NANOS, CHRIS	679	106	572	1
LAPPIN, HEATHER	1,125	298	819	8
Write-In Totals	3	1	2	0
Write-In: Di Genova, Trista	0	0	0	0
Not Assigned	3	1	2	0
Total Votes Cast	1,807	405	1,393	9

Precinct 024

County Superintendent of Schools

Vote For 1

	TOTAL	Polls	Early Provisional	S
WILLIAMS, DUSTIN	1,067	193	872	2
Write-In Totals	70	19	51	0
Not Assigned	70	19	51	0
Total Votes Cast	1,137	212	923	2

County Treasurer

Vote For 1

	TOTAL	Polls	Early Provisional	S
JOHNSON, BRIAN	688	95	592	1
ACKERLEY, CHRIS	1,099	297	794	8
Write-In Totals	1	1	0	0
Not Assigned	1	1	0	0
Total Votes Cast	1,788	393	1,386	9

Justice of the Peace Precinct 10

Vote For 1

	TOTAL	Polls	Early Provisional	S
FORMAN, ROBERT J.	1,414	338	1,068	8
Write-In Totals	27	2	25	0
Not Assigned	27	2	25	0
Total Votes Cast	1,441	340	1,093	8

Constable Precinct 10

Vote For 1

	TOTAL	Polls	Early Provisional	S
CAMMARANO, JOHN	1,406	335	1,063	8
Write-In Totals	25	4	21	0
Not Assigned	25	4	21	0
Total Votes Cast	1,431	339	1,084	8

KING, KATHRYN H.

Vote For 1

	TOTAL	Polls	Early Provisional	S
Yes / Si	971	210	757	4
No	525	108	415	2
Total Votes Cast	1,496	318	1,172	6

BOLICK, CLINT

Vote For 1

	TOTAL	Polls	Early Provisional	S
Yes / Si	914	197	712	5
No	559	108	449	2
Total Votes Cast	1,473	305	1,161	7

Precinct 024

ECKERSTROM, PETER J.

Vote For 1

	TOTAL	Polls	Early Provisional	S
Yes / Si	1,001	199	796	6
No	377	96	280	1
Total Votes Cast	1,378	295	1,076	7

STARING, CHRISTOPHER P.

Vote For 1

	TOTAL	Polls	Early Provisional	S
Yes / Si	1,001	190	806	5
No	367	100	266	1
Total Votes Cast	1,368	290	1,072	6

GRIFFIN, BRENDEN J.

Vote For 1

	TOTAL	Polls	Early Provisional	S
Yes / Si	982	198	778	6
No	367	90	276	1
Total Votes Cast	1,349	288	1,054	7

LEE, KENNETH

Vote For 1

	TOTAL	Polls	Early Provisional	S
Yes / Si	979	193	781	5
No	378	96	280	2
Total Votes Cast	1,357	289	1,061	7

BRYSON, KYLE A.

Vote For 1

	TOTAL	Polls	Early Provisional	S
Yes / Si	973	189	779	5
No	376	96	278	2
Total Votes Cast	1,349	285	1,057	7

COHEN, GARY J.

Vote For 1

	TOTAL	Polls	Early Provisional	S
Yes / Si	977	192	780	5
No	366	93	271	2
Total Votes Cast	1,343	285	1,051	7

Precinct 024

GORDON, RICHARD E.

Vote For 1

	TOTAL	Polls	Early Provisional	S
Yes / Si	982	190	786	6
No	364	99	264	1
Total Votes Cast	1,346	289	1,050	7

BUTLER, MICHAEL J.

Vote For 1

	TOTAL	Polls	Early Provisional	S
Yes / Si	979	195	779	5
No	369	89	278	2
Total Votes Cast	1,348	284	1,057	7

YEHLING, WAYNE E.

Vote For 1

	TOTAL	Polls	Early Provisional	S
Yes / Si	938	183	750	5
No	405	103	300	2
Total Votes Cast	1,343	286	1,050	7

CONSTANT, DANIELLE J.K.

Vote For 1

	TOTAL	Polls	Early Provisional	S
Yes / Si	952	190	756	6
No	392	96	295	1
Total Votes Cast	1,344	286	1,051	7

METCALF, D. DOUGLAS

Vote For 1

	TOTAL	Polls	Early Provisional	S
Yes / Si	965	189	771	5
No	384	100	282	2
Total Votes Cast	1,349	289	1,053	7

MCGINLEY, CASEY F.

Vote For 1

	TOTAL	Polls	Early Provisional	S
Yes / Si	965	177	783	5
No	374	107	265	2
Total Votes Cast	1,339	284	1,048	7

Precinct 024

SAKALL, GREG

Vote For 1

	TOTAL	Polls	Early Provisional	S
Yes / Si	981	182	793	6
No	372	104	267	1
Total Votes Cast	1,353	286	1,060	7

WAGENER, JOAN L.

Vote For 1

	TOTAL	Polls	Early Provisional	S
Yes / Si	983	190	788	5
No	369	97	270	2
Total Votes Cast	1,352	287	1,058	7

JOHNSON, KELLIE L.

Vote For 1

	TOTAL	Polls	Early Provisional	S
Yes / Si	950	192	752	6
No	417	95	321	1
Total Votes Cast	1,367	287	1,073	7

ORTIZ, KIMBERLY H.

Vote For 1

	TOTAL	Polls	Early Provisional	S
Yes / Si	990	190	794	6
No	358	95	262	1
Total Votes Cast	1,348	285	1,056	7

MCDONALD, SCOTT DAVID

Vote For 1

	TOTAL	Polls	Early Provisional	S
Yes / Si	983	189	789	5
No	368	100	266	2
Total Votes Cast	1,351	289	1,055	7

ABRAMS, LISA ILKA

Vote For 1

	TOTAL	Polls	Early Provisional	S
Yes / Si	978	193	780	5
No	374	92	280	2
Total Votes Cast	1,352	285	1,060	7

Precinct 024

PROPOSITION 133

Vote For 1

	TOTAL	Polls	Early Provisional	S
Yes / Si	744	167	576	1
No	942	203	732	7
Total Votes Cast	1,686	370	1,308	8

PROPOSITION 134

Vote For 1

	TOTAL	Polls	Early Provisional	S
Yes / Si	753	159	590	4
No	942	211	727	4
Total Votes Cast	1,695	370	1,317	8

PROPOSITION 135

Vote For 1

	TOTAL	Polls	Early Provisional	S
Yes / Si	839	199	637	3
No	833	167	661	5
Total Votes Cast	1,672	366	1,298	8

PROPOSITION 136

Vote For 1

	TOTAL	Polls	Early Provisional	S
Yes / Si	664	155	507	2
No	975	199	771	5
Total Votes Cast	1,639	354	1,278	7

PROPOSITION 137

Vote For 1

	TOTAL	Polls	Early Provisional	S
Yes / Si	411	111	299	1
No	1,252	251	994	7
Total Votes Cast	1,663	362	1,293	8

PROPOSITION 138

Vote For 1

	TOTAL	Polls	Early Provisional	S
Yes / Si	399	95	301	3
No	1,316	282	1,028	6
Total Votes Cast	1,715	377	1,329	9

Precinct 024

PROPOSITION 139

Vote For 1				
	TOTAL	Polls	Early Provisional	S
Yes / Si	980	181	797	2
No	859	233	619	7
Total Votes Cast	1,839	414	1,416	9

PROPOSITION 140

Vote For 1				
	TOTAL	Polls	Early Provisional	S
Yes / Si	751	177	572	2
No	1,028	209	813	6
Total Votes Cast	1,779	386	1,385	8

PROPOSITION 311

Vote For 1				
	TOTAL	Polls	Early Provisional	S
Yes / Si	1,221	285	929	7
No	572	109	461	2
Total Votes Cast	1,793	394	1,390	9

PROPOSITION 312

Vote For 1				
	TOTAL	Polls	Early Provisional	S
Yes / Si	1,099	253	841	5
No	668	130	534	4
Total Votes Cast	1,767	383	1,375	9

PROPOSITION 313

Vote For 1				
	TOTAL	Polls	Early Provisional	S
Yes / Si	1,189	281	902	6
No	554	103	449	2
Total Votes Cast	1,743	384	1,351	8

PROPOSITION 314

Vote For 1				
	TOTAL	Polls	Early Provisional	S
Yes / Si	1,184	278	900	6
No	536	100	434	2
Total Votes Cast	1,720	378	1,334	8

Precinct 024

PROPOSITION 315

Vote For 1

	TOTAL	Polls	Early Provisional	s
Yes / Sí	815	182	630	3
No	832	175	653	4
Total Votes Cast	1,647	357	1,283	7

PROPOSITION 412 - Amphitheater Unified School District No. 10

Vote For 1

	TOTAL	Polls	Early Provisional	s
Bond Approval, Yes / Aprobación de Bonos, Sí	732	157	571	4
Bond Approval, No / Aprobación de Bonos, No	893	188	702	3
Total Votes Cast	1,625	345	1,273	7

PROPOSITION 413 - Amphitheater Unified School District No. 10

Vote For 1

	TOTAL	Polls	Early Provisional	s
Budget Override Continuation, Yes / Continuación del Aumento al Presupuesto, Sí	728	177	548	3
Budget Override Continuation, No / Continuación del Aumento al Presupuesto, No	912	180	728	4
Total Votes Cast	1,640	357	1,276	7

Summary Results Report
 General Election
 November 5, 2024

OFFICIAL RESULTS
 Summary of Votes Cast
 County of Pima

Precinct 025

Statistics	TOTAL	Polls	Early Provisionals	
Registered Voters - Total	2,959			
Ballots Cast - Total	1,691	325	1,345	21
Ballots Cast - Blank	30	14	15	1
Voter Turnout - Total	57.15%			

Presidential Electors

Vote For 1	TOTAL	Polls	Early Provisionals	
HARRIS, KAMALA D.	1,213	190	1,009	14
TRUMP, DONALD J.	444	126	311	7
OLIVER, CHASE	4	3	1	0
STEIN, JILL	10	2	8	0
Write-In Totals	4	2	2	0
Write-In: Ayyadurai / Ellis	0	0	0	0
Write-In: Boddie / Stoneham	0	0	0	0
Write-In: De la Cruz / Garcia	1	0	1	0
Write-In: Shelton / Serra	0	0	0	0
Write-In: Skousen / Combs	0	0	0	0
Not Assigned	3	2	1	0
Total Votes Cast	1,675	323	1,331	21

U.S. Senator

Vote For 1	TOTAL	Polls	Early Provisionals	
GALLEGO, RUBEN	1,219	202	1,005	12
LAKE, KARI	356	102	248	6
QUINTANA, EDUARDO	78	14	61	3
Write-In Totals	0	0	0	0
Write-In: Williams, Sarah	0	0	0	0
Write-In: Beckett, Christopher	0	0	0	0
Write-In: Sanders, Steven Cavin	0	0	0	0
Write-In: Bozic, David	0	0	0	0
Write-In: Petty, Shawn	0	0	0	0
Write-In: Rodriguez, Benjamin	0	0	0	0
Write-In: Prosser, Jannie "Jannie"	0	0	0	0
Not Assigned	0	0	0	0
Total Votes Cast	1,653	318	1,314	21

U.S. Representative in Congress District 7

Vote For 1	TOTAL	Polls	Early Provisionals	
GRIJALVA, RAÚL M.	1,238	215	1,008	15
BUTIEREZ SR., DANIEL FRANCIS	383	97	281	5
Write-In Totals	6	0	6	0
Not Assigned	6	0	6	0
Total Votes Cast	1,627	312	1,295	20

Precinct 025

State Senator District 20

Vote For 1

	TOTAL	Polls	Early Provisional	S
GONZALES, SALLY ANN	1,382	249	1,118	15
Write-In Totals	41	11	30	0
Not Assigned	41	11	30	0
Total Votes Cast	1,423	260	1,148	15

State Representative Dist. 20

Vote For 2

	TOTAL	Polls	Early Provisional	S
HERNANDEZ, ALMA	1,043	163	871	9
VILLEGAS, BETTY	1,028	145	875	8
Write-In Totals	53	11	42	0
Not Assigned	53	11	42	0
Total Votes Cast	2,124	319	1,788	17

Corporation Commissioner

Vote For 3

	TOTAL	Polls	Early Provisional	S
AGUILAR, YLENIA	1,154	172	972	10
HILL, JONATHON	879	87	788	4
POLACHECK, JOSHUA	854	79	772	3
LOPEZ, RENE	378	90	281	7
MARQUEZ PETERSON, LEA	307	71	232	4
WALDEN, RACHEL	285	85	196	4
CEASE, MIKE	52	10	41	1
LUXENBERG, NINA	62	13	46	3
Write-In Totals	5	1	3	1
Write-In: Bertone, Frank	0	0	0	0
Not Assigned	5	1	3	1
Total Votes Cast	3,976	608	3,331	37

Board of Supervisors District 5

Vote For 1

	TOTAL	Polls	Early Provisional	S
GRIJALVA, ADELITA	1,220	200	1,007	13
ROMERO, VAL	366	99	263	4
Write-In Totals	11	4	6	1
Not Assigned	11	4	6	1
Total Votes Cast	1,597	303	1,276	18

Precinct 025

County Assessor

Vote For 1

	TOTAL	Polls	Early Provisional	S
DROUBIE, SUZANNE	1,390	235	1,139	16
Write-In Totals	32	10	21	1
Not Assigned	32	10	21	1
Total Votes Cast	1,422	245	1,160	17

County Attorney

Vote For 1

	TOTAL	Polls	Early Provisional	S
CONOVER, LAURA	1,252	214	1,025	13
DRUAN, HOWARD	258	66	187	5
Write-In Totals	15	5	9	1
Not Assigned	15	5	9	1
Total Votes Cast	1,525	285	1,221	19

County Recorder

Vote For 1

	TOTAL	Polls	Early Provisional	S
CÁZARES-KELLY, GABRIELLA	1,240	192	1,035	13
CAMPBELL-GONZALEZ, DOMINIC	355	108	241	6
Write-In Totals	2	0	1	1
Not Assigned	2	0	1	1
Total Votes Cast	1,597	300	1,277	20

County Sheriff

Vote For 1

	TOTAL	Polls	Early Provisional	S
NANOS, CHRIS	1,141	183	946	12
LAPPIN, HEATHER	472	117	348	7
Write-In Totals	4	2	2	0
Write-In: Di Genova, Trista	0	0	0	0
Not Assigned	4	2	2	0
Total Votes Cast	1,617	302	1,296	19

County Superintendent of Schools

Vote For 1

	TOTAL	Polls	Early Provisional	S
WILLIAMS, DUSTIN	1,385	249	1,120	16
Write-In Totals	28	7	20	1
Not Assigned	28	7	20	1
Total Votes Cast	1,413	256	1,140	17

Precinct 025

County Treasurer

Vote For 1

	TOTAL	Polls	Early Provisional	S
JOHNSON, BRIAN	1,196	187	996	13
ACKERLEY, CHRIS	413	113	294	6
Write-In Totals	3	0	2	1
Not Assigned	3	0	2	1
Total Votes Cast	1,612	300	1,292	20

Justice of the Peace Precinct 9

Vote For 1

	TOTAL	Polls	Early Provisional	S
GARZA, RENEE ANN	1,394	251	1,128	15
Write-In Totals	34	9	25	0
Not Assigned	34	9	25	0
Total Votes Cast	1,428	260	1,153	15

Constable Precinct 9

Vote For 1

	TOTAL	Polls	Early Provisional	S
Write-In Totals	213	31	181	1
Not Assigned	213	31	181	1
Total Votes Cast	213	31	181	1

KING, KATHRYN H.

Vote For 1

	TOTAL	Polls	Early Provisional	S
Yes / Si	875	157	707	11
No	584	103	473	8
Total Votes Cast	1,459	260	1,180	19

BOLICK, CLINT

Vote For 1

	TOTAL	Polls	Early Provisional	S
Yes / Si	798	149	640	9
No	601	97	494	10
Total Votes Cast	1,399	246	1,134	19

ECKERSTROM, PETER J.

Vote For 1

	TOTAL	Polls	Early Provisional	S
Yes / Si	1,038	161	865	12
No	373	88	278	7
Total Votes Cast	1,411	249	1,143	19

Precinct 025

STARING, CHRISTOPHER P.

Vote For 1

	TOTAL	Polls	Early Provisional	S
Yes / Si	961	154	797	10
No	389	89	293	7
Total Votes Cast	1,350	243	1,090	17

GRIFFIN, BRENDEN J.

Vote For 1

	TOTAL	Polls	Early Provisional	S
Yes / Si	1,000	159	829	12
No	382	85	291	6
Total Votes Cast	1,382	244	1,120	18

LEE, KENNETH

Vote For 1

	TOTAL	Polls	Early Provisional	S
Yes / Si	1,001	152	837	12
No	379	95	279	5
Total Votes Cast	1,380	247	1,116	17

BRYSON, KYLE A.

Vote For 1

	TOTAL	Polls	Early Provisional	S
Yes / Si	983	156	815	12
No	391	91	295	5
Total Votes Cast	1,374	247	1,110	17

COHEN, GARY J.

Vote For 1

	TOTAL	Polls	Early Provisional	S
Yes / Si	976	149	815	12
No	393	93	294	6
Total Votes Cast	1,369	242	1,109	18

GORDON, RICHARD E.

Vote For 1

	TOTAL	Polls	Early Provisional	S
Yes / Si	983	152	821	10
No	391	91	294	6
Total Votes Cast	1,374	243	1,115	16

Precinct 025

BUTLER, MICHAEL J.

Vote For 1

	TOTAL	Polls	Early Provisional	S
Yes / Si	992	161	819	12
No	378	80	293	5
Total Votes Cast	1,370	241	1,112	17

YEHLING, WAYNE E.

Vote For 1

	TOTAL	Polls	Early Provisional	S
Yes / Si	969	151	806	12
No	402	92	304	6
Total Votes Cast	1,371	243	1,110	18

CONSTANT, DANIELLE J.K.

Vote For 1

	TOTAL	Polls	Early Provisional	S
Yes / Si	988	162	814	12
No	386	81	300	5
Total Votes Cast	1,374	243	1,114	17

METCALF, D. DOUGLAS

Vote For 1

	TOTAL	Polls	Early Provisional	S
Yes / Si	973	150	813	10
No	400	95	298	7
Total Votes Cast	1,373	245	1,111	17

MCGINLEY, CASEY F.

Vote For 1

	TOTAL	Polls	Early Provisional	S
Yes / Si	992	162	817	13
No	376	82	289	5
Total Votes Cast	1,368	244	1,106	18

SAKALL, GREG

Vote For 1

	TOTAL	Polls	Early Provisional	S
Yes / Si	955	154	791	10
No	424	92	325	7
Total Votes Cast	1,379	246	1,116	17

Precinct 025

WAGENER, JOAN L.

	TOTAL	Polls	Early Provisional	S
Vote For 1				
Yes / Si	983	154	817	12
No	388	88	295	5
Total Votes Cast	1,371	242	1,112	17

JOHNSON, KELLIE L.

	TOTAL	Polls	Early Provisional	S
Vote For 1				
Yes / Si	943	157	774	12
No	438	89	343	6
Total Votes Cast	1,381	246	1,117	18

ORTIZ, KIMBERLY H.

	TOTAL	Polls	Early Provisional	S
Vote For 1				
Yes / Si	1,045	164	870	11
No	342	82	254	6
Total Votes Cast	1,387	246	1,124	17

MCDONALD, SCOTT DAVID

	TOTAL	Polls	Early Provisional	S
Vote For 1				
Yes / Si	977	153	812	12
No	397	87	304	6
Total Votes Cast	1,374	240	1,116	18

ABRAMS, LISA ILKA

	TOTAL	Polls	Early Provisional	S
Vote For 1				
Yes / Si	1,025	160	853	12
No	352	82	266	4
Total Votes Cast	1,377	242	1,119	16

Governing Board - Tucson Unified School District (TUSD) No. 1

	TOTAL	Polls	Early Provisional	S
Vote For 3				
ACOSTA RUIZ, PILAR	879	127	746	6
FLORES, ESTEBAN	746	124	615	7
LUNA ROSE, NATALIE	870	114	749	7
SHAH, RAVI	466	67	398	1
SHAW, SADIE	480	75	400	5
Write-In Totals	25	6	18	1
Not Assigned	25	6	18	1
Total Votes Cast	3,466	513	2,926	27

Precinct 025

Board of Governors - Pima Community College Dist. 5

Vote For 1

	TOTAL	Polls	Early Provisional	S
GONZALES, LUIS LOPEZ	680	118	558	4
MORALES, KARLA	722	141	569	12
Write-In Totals	11	4	6	1
Not Assigned	11	4	6	1
Total Votes Cast	1,413	263	1,133	17

PROPOSITION 133

Vote For 1

	TOTAL	Polls	Early Provisional	S
Yes / Si	504	115	381	8
No	1,005	170	824	11
Total Votes Cast	1,509	285	1,205	19

PROPOSITION 134

Vote For 1

	TOTAL	Polls	Early Provisional	S
Yes / Si	493	116	368	9
No	1,023	171	842	10
Total Votes Cast	1,516	287	1,210	19

PROPOSITION 135

Vote For 1

	TOTAL	Polls	Early Provisional	S
Yes / Si	528	123	397	8
No	945	159	776	10
Total Votes Cast	1,473	282	1,173	18

PROPOSITION 136

Vote For 1

	TOTAL	Polls	Early Provisional	S
Yes / Si	435	106	321	8
No	1,054	172	872	10
Total Votes Cast	1,489	278	1,193	18

PROPOSITION 137

Vote For 1

	TOTAL	Polls	Early Provisional	S
Yes / Si	380	82	288	10
No	1,084	193	884	7
Total Votes Cast	1,464	275	1,172	17

Precinct 025

PROPOSITION 138

Vote For 1

	TOTAL	Polls	Early Provisional	S
Yes / Si	280	66	211	3
No	1,252	224	1,013	15
Total Votes Cast	1,532	290	1,224	18

PROPOSITION 139

Vote For 1

	TOTAL	Polls	Early Provisional	S
Yes / Si	1,169	194	962	13
No	437	108	323	6
Total Votes Cast	1,606	302	1,285	19

PROPOSITION 140

Vote For 1

	TOTAL	Polls	Early Provisional	S
Yes / Si	726	151	563	12
No	834	142	685	7
Total Votes Cast	1,560	293	1,248	19

PROPOSITION 311

Vote For 1

	TOTAL	Polls	Early Provisional	S
Yes / Si	937	202	724	11
No	642	95	539	8
Total Votes Cast	1,579	297	1,263	19

PROPOSITION 312

Vote For 1

	TOTAL	Polls	Early Provisional	S
Yes / Si	795	184	599	12
No	776	109	659	8
Total Votes Cast	1,571	293	1,258	20

PROPOSITION 313

Vote For 1

	TOTAL	Polls	Early Provisional	S
Yes / Si	907	196	699	12
No	623	90	527	6
Total Votes Cast	1,530	286	1,226	18

Precinct 025

PROPOSITION 314

Vote For 1

	TOTAL	Polls	Early Provisional	S
Yes / Si	686	146	532	8
No	837	133	694	10
Total Votes Cast	1,523	279	1,226	18

PROPOSITION 315

Vote For 1

	TOTAL	Polls	Early Provisional	S
Yes / Si	480	109	366	5
No	1,022	167	842	13
Total Votes Cast	1,502	276	1,208	18

Summary Results Report
 General Election
 November 5, 2024

OFFICIAL RESULTS
 Summary of Votes Cast
 County of Pima

Precinct 026

Statistics	TOTAL	Polls	Early Provisional	s
Registered Voters - Total	3,111			
Ballots Cast - Total	1,765	316	1,419	30
Ballots Cast - Blank	28	11	16	1
Voter Turnout - Total	56.73%			

Presidential Electors

Vote For 1	TOTAL	Polls	Early Provisional	s
HARRIS, KAMALA D.	1,255	189	1,048	18
TRUMP, DONALD J.	471	118	341	12
OLIVER, CHASE	4	1	3	0
STEIN, JILL	9	4	5	0
Write-In Totals	4	1	3	0
Write-In: Ayyadurai / Ellis	0	0	0	0
Write-In: Boddie / Stoneham	0	0	0	0
Write-In: De la Cruz / Garcia	2	1	1	0
Write-In: Shelton / Serra	0	0	0	0
Write-In: Skousen / Combs	0	0	0	0
Not Assigned	2	0	2	0
Total Votes Cast	1,743	313	1,400	30

U.S. Senator

Vote For 1	TOTAL	Polls	Early Provisional	s
GALLEGO, RUBEN	1,297	191	1,085	21
LAKE, KARI	356	97	253	6
QUINTANA, EDUARDO	60	17	42	1
Write-In Totals	1	0	1	0
Write-In: Williams, Sarah	0	0	0	0
Write-In: Beckett, Christopher	0	0	0	0
Write-In: Sanders, Steven Cavin	0	0	0	0
Write-In: Bozic, David	0	0	0	0
Write-In: Petty, Shawn	0	0	0	0
Write-In: Rodriguez, Benjamin	0	0	0	0
Write-In: Prosser, Jannie "Jannie"	0	0	0	0
Not Assigned	1	0	1	0
Total Votes Cast	1,714	305	1,381	28

U.S. Representative in Congress District 7

Vote For 1	TOTAL	Polls	Early Provisional	s
GRIJALVA, RAÚL M.	1,303	196	1,088	19
BUTIEREZ SR., DANIEL FRANCIS	380	100	272	8
Write-In Totals	9	0	9	0
Not Assigned	9	0	9	0
Total Votes Cast	1,692	296	1,369	27

Summary Results Report
 General Election
 November 5, 2024

OFFICIAL RESULTS
 Summary of Votes Cast
 County of Pima

Precinct 026

State Senator District 20

Vote For 1

	TOTAL	Polls	Early Provisional	S
GONZALES, SALLY ANN	1,464	244	1,202	18
Write-In Totals	34	8	25	1
Not Assigned	34	8	25	1
Total Votes Cast	1,498	252	1,227	19

State Representative Dist. 20

Vote For 2

	TOTAL	Polls	Early Provisional	S
HERNANDEZ, ALMA	1,236	195	1,023	18
VILLEGAS, BETTY	917	116	796	5
Write-In Totals	38	9	28	1
Not Assigned	38	9	28	1
Total Votes Cast	2,191	320	1,847	24

Corporation Commissioner

Vote For 3

	TOTAL	Polls	Early Provisional	S
AGUILAR, YLENIA	1,126	143	968	15
HILL, JONATHON	933	115	809	9
POLACHECK, JOSHUA	865	99	758	8
LOPEZ, RENE	352	81	262	9
MARQUEZ PETERSON, LEA	316	57	251	8
WALDEN, RACHEL	276	57	216	3
CEASE, MIKE	43	13	29	1
LUXENBERG, NINA	56	9	45	2
Write-In Totals	4	1	2	1
Write-In: Bertone, Frank	0	0	0	0
Not Assigned	4	1	2	1
Total Votes Cast	3,971	575	3,340	56

Board of Supervisors District 5

Vote For 1

	TOTAL	Polls	Early Provisional	S
GRIJALVA, ADELITA	1,270	187	1,065	18
ROMERO, VAL	367	96	266	5
Write-In Totals	10	1	9	0
Not Assigned	10	1	9	0
Total Votes Cast	1,647	284	1,340	23

Precinct 026

County Assessor

Vote For 1

	TOTAL	Polls	Early Provisional	S
DROUBIE, SUZANNE	1,451	239	1,191	21
Write-In Totals	28	8	19	1
Not Assigned	28	8	19	1
Total Votes Cast	1,479	247	1,210	22

County Attorney

Vote For 1

	TOTAL	Polls	Early Provisional	S
CONOVER, LAURA	1,292	200	1,074	18
DRUAN, HOWARD	257	65	188	4
Write-In Totals	15	1	13	1
Not Assigned	15	1	13	1
Total Votes Cast	1,564	266	1,275	23

County Recorder

Vote For 1

	TOTAL	Polls	Early Provisional	S
CÁZARES-KELLY, GABRIELLA	1,273	180	1,078	15
CAMPBELL-GONZALEZ, DOMINIC	364	103	252	9
Write-In Totals	2	1	0	1
Not Assigned	2	1	0	1
Total Votes Cast	1,639	284	1,330	25

County Sheriff

Vote For 1

	TOTAL	Polls	Early Provisional	S
NANOS, CHRIS	1,145	164	963	18
LAPPIN, HEATHER	508	123	376	9
Write-In Totals	4	2	2	0
Write-In: Di Genova, Trista	0	0	0	0
Not Assigned	4	2	2	0
Total Votes Cast	1,657	289	1,341	27

County Superintendent of Schools

Vote For 1

	TOTAL	Polls	Early Provisional	S
WILLIAMS, DUSTIN	1,440	241	1,178	21
Write-In Totals	30	8	21	1
Not Assigned	30	8	21	1
Total Votes Cast	1,470	249	1,199	22

Precinct 026

County Treasurer

Vote For 1

	TOTAL	Polls	Early Provisional	S
JOHNSON, BRIAN	1,224	170	1,039	15
ACKERLEY, CHRIS	432	117	304	11
Write-In Totals	1	1	0	0
Not Assigned	1	1	0	0
Total Votes Cast	1,657	288	1,343	26

Justice of the Peace Precinct 9

Vote For 1

	TOTAL	Polls	Early Provisional	S
GARZA, RENEE ANN	1,454	245	1,188	21
Write-In Totals	33	9	23	1
Not Assigned	33	9	23	1
Total Votes Cast	1,487	254	1,211	22

Constable Precinct 9

Vote For 1

	TOTAL	Polls	Early Provisional	S
Write-In Totals	212	32	177	3
Not Assigned	212	32	177	3
Total Votes Cast	212	32	177	3

KING, KATHRYN H.

Vote For 1

	TOTAL	Polls	Early Provisional	S
Yes / Si	914	162	740	12
No	587	91	488	8
Total Votes Cast	1,501	253	1,228	20

BOLICK, CLINT

Vote For 1

	TOTAL	Polls	Early Provisional	S
Yes / Si	815	134	671	10
No	642	104	528	10
Total Votes Cast	1,457	238	1,199	20

ECKERSTROM, PETER J.

Vote For 1

	TOTAL	Polls	Early Provisional	S
Yes / Si	1,081	168	900	13
No	354	76	271	7
Total Votes Cast	1,435	244	1,171	20

Precinct 026

STARING, CHRISTOPHER P.

Vote For 1

	TOTAL	Polls	Early Provisional	S
Yes / Si	996	157	827	12
No	395	82	305	8
Total Votes Cast	1,391	239	1,132	20

GRIFFIN, BRENDEN J.

Vote For 1

	TOTAL	Polls	Early Provisional	S
Yes / Si	1,049	165	870	14
No	362	76	280	6
Total Votes Cast	1,411	241	1,150	20

LEE, KENNETH

Vote For 1

	TOTAL	Polls	Early Provisional	S
Yes / Si	1,059	169	879	11
No	350	72	271	7
Total Votes Cast	1,409	241	1,150	18

BRYSON, KYLE A.

Vote For 1

	TOTAL	Polls	Early Provisional	S
Yes / Si	1,023	152	859	12
No	374	87	280	7
Total Votes Cast	1,397	239	1,139	19

COHEN, GARY J.

Vote For 1

	TOTAL	Polls	Early Provisional	S
Yes / Si	1,010	154	843	13
No	386	84	296	6
Total Votes Cast	1,396	238	1,139	19

GORDON, RICHARD E.

Vote For 1

	TOTAL	Polls	Early Provisional	S
Yes / Si	1,019	165	842	12
No	389	74	308	7
Total Votes Cast	1,408	239	1,150	19

Precinct 026

BUTLER, MICHAEL J.

Vote For 1

	TOTAL	Polls	Early Provisional	S
Yes / Si	1,043	163	867	13
No	360	75	281	4
Total Votes Cast	1,403	238	1,148	17

YEHLING, WAYNE E.

Vote For 1

	TOTAL	Polls	Early Provisional	S
Yes / Si	1,026	159	854	13
No	375	80	290	5
Total Votes Cast	1,401	239	1,144	18

CONSTANT, DANIELLE J.K.

Vote For 1

	TOTAL	Polls	Early Provisional	S
Yes / Si	1,038	162	864	12
No	361	76	280	5
Total Votes Cast	1,399	238	1,144	17

METCALF, D. DOUGLAS

Vote For 1

	TOTAL	Polls	Early Provisional	S
Yes / Si	1,002	156	835	11
No	400	85	308	7
Total Votes Cast	1,402	241	1,143	18

MCGINLEY, CASEY F.

Vote For 1

	TOTAL	Polls	Early Provisional	S
Yes / Si	1,043	169	862	12
No	354	70	278	6
Total Votes Cast	1,397	239	1,140	18

SAKALL, GREG

Vote For 1

	TOTAL	Polls	Early Provisional	S
Yes / Si	1,003	154	837	12
No	397	86	305	6
Total Votes Cast	1,400	240	1,142	18

Precinct 026

WAGENER, JOAN L.

Vote For 1

	TOTAL	Polls	Early Provisional	S
Yes / Si	1,047	163	873	11
No	356	75	274	7
Total Votes Cast	1,403	238	1,147	18

JOHNSON, KELLIE L.

Vote For 1

	TOTAL	Polls	Early Provisional	S
Yes / Si	974	155	808	11
No	436	89	341	6
Total Votes Cast	1,410	244	1,149	17

ORTIZ, KIMBERLY H.

Vote For 1

	TOTAL	Polls	Early Provisional	S
Yes / Si	1,109	168	932	9
No	299	71	220	8
Total Votes Cast	1,408	239	1,152	17

MCDONALD, SCOTT DAVID

Vote For 1

	TOTAL	Polls	Early Provisional	S
Yes / Si	1,012	158	845	9
No	388	80	300	8
Total Votes Cast	1,400	238	1,145	17

ABRAMS, LISA ILKA

Vote For 1

	TOTAL	Polls	Early Provisional	S
Yes / Si	1,077	167	900	10
No	335	76	251	8
Total Votes Cast	1,412	243	1,151	18

Board of Governors - Pima Community College Dist. 5

Vote For 1

	TOTAL	Polls	Early Provisional	S
GONZALES, LUIS LOPEZ	544	87	448	9
MORALES, KARLA	932	158	765	9
Write-In Totals	11	3	8	0
Not Assigned	11	3	8	0
Total Votes Cast	1,487	248	1,221	18

Precinct 026

PROPOSITION 133

Vote For 1				
	TOTAL	Polls	Early Provisional	S
Yes / Si	547	114	422	11
No	1,028	160	852	16
Total Votes Cast	1,575	274	1,274	27

PROPOSITION 134

Vote For 1				
	TOTAL	Polls	Early Provisional	S
Yes / Si	523	107	403	13
No	1,050	164	871	15
Total Votes Cast	1,573	271	1,274	28

PROPOSITION 135

Vote For 1				
	TOTAL	Polls	Early Provisional	S
Yes / Si	530	125	393	12
No	1,012	145	853	14
Total Votes Cast	1,542	270	1,246	26

PROPOSITION 136

Vote For 1				
	TOTAL	Polls	Early Provisional	S
Yes / Si	440	109	325	6
No	1,103	157	927	19
Total Votes Cast	1,543	266	1,252	25

PROPOSITION 137

Vote For 1				
	TOTAL	Polls	Early Provisional	S
Yes / Si	342	80	256	6
No	1,179	180	978	21
Total Votes Cast	1,521	260	1,234	27

PROPOSITION 138

Vote For 1				
	TOTAL	Polls	Early Provisional	S
Yes / Si	292	65	221	6
No	1,305	219	1,065	21
Total Votes Cast	1,597	284	1,286	27

Precinct 026

PROPOSITION 139

Vote For 1

	TOTAL	Polls	Early Provisional	S
Yes / Si	1,288	204	1,065	19
No	403	92	301	10
Total Votes Cast	1,691	296	1,366	29

PROPOSITION 140

Vote For 1

	TOTAL	Polls	Early Provisional	S
Yes / Si	859	152	692	15
No	786	125	647	14
Total Votes Cast	1,645	277	1,339	29

PROPOSITION 311

Vote For 1

	TOTAL	Polls	Early Provisional	S
Yes / Si	989	181	790	18
No	664	99	555	10
Total Votes Cast	1,653	280	1,345	28

PROPOSITION 312

Vote For 1

	TOTAL	Polls	Early Provisional	S
Yes / Si	878	167	693	18
No	755	112	633	10
Total Votes Cast	1,633	279	1,326	28

PROPOSITION 313

Vote For 1

	TOTAL	Polls	Early Provisional	S
Yes / Si	1,004	190	793	21
No	620	91	521	8
Total Votes Cast	1,624	281	1,314	29

PROPOSITION 314

Vote For 1

	TOTAL	Polls	Early Provisional	S
Yes / Si	782	134	632	16
No	828	139	677	12
Total Votes Cast	1,610	273	1,309	28

Precinct 026

PROPOSITION 315

Vote For 1

	TOTAL	Polls	Early Provisional	S
Yes / Si	506	100	394	12
No	1,064	168	882	14
Total Votes Cast	1,570	268	1,276	26

Summary Results Report
 General Election
 November 5, 2024

OFFICIAL RESULTS
 Summary of Votes Cast
 County of Pima

Precinct 028

Statistics	TOTAL	Polls	Early Provisional	s
Registered Voters - Total	1,798			
Ballots Cast - Total	1,040	169	860	11
Ballots Cast - Blank	21	8	13	0
Voter Turnout - Total	57.84%			

Presidential Electors

Vote For 1	TOTAL	Polls	Early Provisional	s
HARRIS, KAMALA D.	736	96	632	8
TRUMP, DONALD J.	281	70	209	2
OLIVER, CHASE	3	0	3	0
STEIN, JILL	5	0	5	0
Write-In Totals	4	0	3	1
Write-In: Ayyadurai / Ellis	0	0	0	0
Write-In: Boddie / Stoneham	0	0	0	0
Write-In: De la Cruz / Garcia	0	0	0	0
Write-In: Shelton / Serra	0	0	0	0
Write-In: Skousen / Combs	0	0	0	0
Not Assigned	4	0	3	1
Total Votes Cast	1,029	166	852	11

U.S. Senator

Vote For 1	TOTAL	Polls	Early Provisional	s
GALLEGO, RUBEN	757	103	645	9
LAKE, KARI	226	55	170	1
QUINTANA, EDUARDO	26	5	20	1
Write-In Totals	1	0	1	0
Write-In: Williams, Sarah	0	0	0	0
Write-In: Beckett, Christopher	0	0	0	0
Write-In: Sanders, Steven Cavin	0	0	0	0
Write-In: Bozic, David	0	0	0	0
Write-In: Petty, Shawn	0	0	0	0
Write-In: Rodriguez, Benjamin	0	0	0	0
Write-In: Prosser, Jannie "Jannie"	0	0	0	0
Not Assigned	1	0	1	0
Total Votes Cast	1,010	163	836	11

U.S. Representative in Congress District 7

Vote For 1	TOTAL	Polls	Early Provisional	s
GRIJALVA, RAÚL M.	756	111	637	8
BUTIEREZ SR., DANIEL FRANCIS	247	52	193	2
Write-In Totals	2	1	1	0
Not Assigned	2	1	1	0
Total Votes Cast	1,005	164	831	10

Precinct 028

State Senator District 20

Vote For 1

	TOTAL	Polls	Early Provisional	S
GONZALES, SALLY ANN	842	119	713	10
Write-In Totals	36	10	26	0
Not Assigned	36	10	26	0
Total Votes Cast	878	129	739	10

State Representative Dist. 20

Vote For 2

	TOTAL	Polls	Early Provisional	S
HERNANDEZ, ALMA	758	109	642	7
VILLEGAS, BETTY	490	60	427	3
Write-In Totals	37	11	26	0
Not Assigned	37	11	26	0
Total Votes Cast	1,285	180	1,095	10

Corporation Commissioner

Vote For 3

	TOTAL	Polls	Early Provisional	S
AGUILAR, YLENIA	676	80	589	7
HILL, JONATHON	536	55	478	3
POLACHECK, JOSHUA	546	59	485	2
LOPEZ, RENE	223	56	164	3
MARQUEZ PETERSON, LEA	173	35	138	0
WALDEN, RACHEL	169	32	136	1
CEASE, MIKE	37	6	30	1
LUXENBERG, NINA	32	2	29	1
Write-In Totals	3	1	2	0
Write-In: Bertone, Frank	1	0	1	0
Not Assigned	2	1	1	0
Total Votes Cast	2,395	326	2,051	18

Board of Supervisors District 5

Vote For 1

	TOTAL	Polls	Early Provisional	S
GRIJALVA, ADELITA	737	100	630	7
ROMERO, VAL	222	50	170	2
Write-In Totals	5	1	4	0
Not Assigned	5	1	4	0
Total Votes Cast	964	151	804	9

Precinct 028

County Assessor

Vote For 1

	TOTAL	Polls	Early Provisional	S
DROUBIE, SUZANNE	831	114	709	8
Write-In Totals	26	8	18	0
Not Assigned	26	8	18	0
Total Votes Cast	857	122	727	8

County Attorney

Vote For 1

	TOTAL	Polls	Early Provisional	S
CONOVER, LAURA	776	110	657	9
DRUAN, HOWARD	130	24	106	0
Write-In Totals	12	4	8	0
Not Assigned	12	4	8	0
Total Votes Cast	918	138	771	9

County Recorder

Vote For 1

	TOTAL	Polls	Early Provisional	S
CÁZARES-KELLY, GABRIELLA	760	99	653	8
CAMPBELL-GONZALEZ, DOMINIC	206	55	150	1
Write-In Totals	0	0	0	0
Not Assigned	0	0	0	0
Total Votes Cast	966	154	803	9

County Sheriff

Vote For 1

	TOTAL	Polls	Early Provisional	S
NANOS, CHRIS	696	92	597	7
LAPPIN, HEATHER	290	67	221	2
Write-In Totals	1	1	0	0
Write-In: Di Genova, Trista	0	0	0	0
Not Assigned	1	1	0	0
Total Votes Cast	987	160	818	9

County Superintendent of Schools

Vote For 1

	TOTAL	Polls	Early Provisional	S
WILLIAMS, DUSTIN	847	121	718	8
Write-In Totals	25	7	18	0
Not Assigned	25	7	18	0
Total Votes Cast	872	128	736	8

Precinct 028

County Treasurer

Vote For 1

	TOTAL	Polls	Early Provisional	S
JOHNSON, BRIAN	734	95	632	7
ACKERLEY, CHRIS	249	59	189	1
Write-In Totals	1	1	0	0
Not Assigned	1	1	0	0
Total Votes Cast	984	155	821	8

Justice of the Peace Precinct 9

Vote For 1

	TOTAL	Polls	Early Provisional	S
GARZA, RENEE ANN	857	122	726	9
Write-In Totals	25	7	18	0
Not Assigned	25	7	18	0
Total Votes Cast	882	129	744	9

Constable Precinct 9

Vote For 1

	TOTAL	Polls	Early Provisional	S
Write-In Totals	113	13	99	1
Not Assigned	113	13	99	1
Total Votes Cast	113	13	99	1

KING, KATHRYN H.

Vote For 1

	TOTAL	Polls	Early Provisional	S
Yes / Si	542	85	453	4
No	338	49	284	5
Total Votes Cast	880	134	737	9

BOLICK, CLINT

Vote For 1

	TOTAL	Polls	Early Provisional	S
Yes / Si	493	75	415	3
No	360	50	304	6
Total Votes Cast	853	125	719	9

ECKERSTROM, PETER J.

Vote For 1

	TOTAL	Polls	Early Provisional	S
Yes / Si	633	90	539	4
No	220	35	181	4
Total Votes Cast	853	125	720	8

Precinct 028

STARING, CHRISTOPHER P.

Vote For 1				
	TOTAL	Polls	Early Provisional	S
Yes / Si	568	78	486	4
No	253	41	208	4
Total Votes Cast	821	119	694	8

GRIFFIN, BRENDEN J.

Vote For 1				
	TOTAL	Polls	Early Provisional	S
Yes / Si	626	92	531	3
No	213	28	180	5
Total Votes Cast	839	120	711	8

LEE, KENNETH

Vote For 1				
	TOTAL	Polls	Early Provisional	S
Yes / Si	612	78	531	3
No	227	37	185	5
Total Votes Cast	839	115	716	8

BRYSON, KYLE A.

Vote For 1				
	TOTAL	Polls	Early Provisional	S
Yes / Si	611	80	528	3
No	223	37	181	5
Total Votes Cast	834	117	709	8

COHEN, GARY J.

Vote For 1				
	TOTAL	Polls	Early Provisional	S
Yes / Si	620	83	535	2
No	214	33	176	5
Total Votes Cast	834	116	711	7

GORDON, RICHARD E.

Vote For 1				
	TOTAL	Polls	Early Provisional	S
Yes / Si	626	87	536	3
No	216	31	180	5
Total Votes Cast	842	118	716	8

Precinct 028

BUTLER, MICHAEL J.

Vote For 1

	TOTAL	Polls	Early Provisional	S
Yes / Si	623	84	536	3
No	218	35	178	5
Total Votes Cast	841	119	714	8

YEHLING, WAYNE E.

Vote For 1

	TOTAL	Polls	Early Provisional	S
Yes / Si	603	79	521	3
No	239	39	195	5
Total Votes Cast	842	118	716	8

CONSTANT, DANIELLE J.K.

Vote For 1

	TOTAL	Polls	Early Provisional	S
Yes / Si	631	90	537	4
No	210	28	178	4
Total Votes Cast	841	118	715	8

METCALF, D. DOUGLAS

Vote For 1

	TOTAL	Polls	Early Provisional	S
Yes / Si	618	81	534	3
No	225	36	184	5
Total Votes Cast	843	117	718	8

MCGINLEY, CASEY F.

Vote For 1

	TOTAL	Polls	Early Provisional	S
Yes / Si	615	84	528	3
No	219	32	183	4
Total Votes Cast	834	116	711	7

SAKALL, GREG

Vote For 1

	TOTAL	Polls	Early Provisional	S
Yes / Si	610	82	525	3
No	229	34	190	5
Total Votes Cast	839	116	715	8

Precinct 028

WAGENER, JOAN L.

Vote For 1

	TOTAL	Polls	Early Provisional	S
Yes / Si	622	84	534	4
No	217	32	181	4
Total Votes Cast	839	116	715	8

JOHNSON, KELLIE L.

Vote For 1

	TOTAL	Polls	Early Provisional	S
Yes / Si	583	78	501	4
No	259	40	215	4
Total Votes Cast	842	118	716	8

ORTIZ, KIMBERLY H.

Vote For 1

	TOTAL	Polls	Early Provisional	S
Yes / Si	653	86	563	4
No	191	34	154	3
Total Votes Cast	844	120	717	7

MCDONALD, SCOTT DAVID

Vote For 1

	TOTAL	Polls	Early Provisional	S
Yes / Si	618	84	531	3
No	215	30	180	5
Total Votes Cast	833	114	711	8

ABRAMS, LISA ILKA

Vote For 1

	TOTAL	Polls	Early Provisional	S
Yes / Si	641	84	552	5
No	192	31	158	3
Total Votes Cast	833	115	710	8

Board of Governors - Pima Community College Dist. 5

Vote For 1

	TOTAL	Polls	Early Provisional	S
GONZALES, LUIS LOPEZ	416	62	349	5
MORALES, KARLA	441	58	379	4
Write-In Totals	6	3	3	0
Not Assigned	6	3	3	0
Total Votes Cast	863	123	731	9

Precinct 028

PROPOSITION 133

Vote For 1				
	TOTAL	Polls	Early Provisional	s
Yes / Si	313	52	255	6
No	607	91	512	4
Total Votes Cast	920	143	767	10

PROPOSITION 134

Vote For 1				
	TOTAL	Polls	Early Provisional	s
Yes / Si	274	47	224	3
No	643	94	542	7
Total Votes Cast	917	141	766	10

PROPOSITION 135

Vote For 1				
	TOTAL	Polls	Early Provisional	s
Yes / Si	307	63	241	3
No	594	75	512	7
Total Votes Cast	901	138	753	10

PROPOSITION 136

Vote For 1				
	TOTAL	Polls	Early Provisional	s
Yes / Si	261	47	212	2
No	640	88	545	7
Total Votes Cast	901	135	757	9

PROPOSITION 137

Vote For 1				
	TOTAL	Polls	Early Provisional	s
Yes / Si	220	40	178	2
No	680	93	580	7
Total Votes Cast	900	133	758	9

PROPOSITION 138

Vote For 1				
	TOTAL	Polls	Early Provisional	s
Yes / Si	161	33	125	3
No	771	110	654	7
Total Votes Cast	932	143	779	10

Precinct 028

PROPOSITION 139

Vote For 1				
	TOTAL	Polls	Early Provisional	s
Yes / Si	756	109	642	5
No	228	50	173	5
Total Votes Cast	984	159	815	10

PROPOSITION 140

Vote For 1				
	TOTAL	Polls	Early Provisional	s
Yes / Si	432	63	363	6
No	519	88	428	3
Total Votes Cast	951	151	791	9

PROPOSITION 311

Vote For 1				
	TOTAL	Polls	Early Provisional	s
Yes / Si	553	94	455	4
No	405	57	342	6
Total Votes Cast	958	151	797	10

PROPOSITION 312

Vote For 1				
	TOTAL	Polls	Early Provisional	s
Yes / Si	472	79	387	6
No	474	71	400	3
Total Votes Cast	946	150	787	9

PROPOSITION 313

Vote For 1				
	TOTAL	Polls	Early Provisional	s
Yes / Si	545	90	447	8
No	387	53	331	3
Total Votes Cast	932	143	778	11

PROPOSITION 314

Vote For 1				
	TOTAL	Polls	Early Provisional	s
Yes / Si	414	65	342	7
No	498	71	423	4
Total Votes Cast	912	136	765	11

Precinct 028

PROPOSITION 315

Vote For 1

	TOTAL	Polls	Early Provisional	S
Yes / Si	302	53	244	5
No	594	81	508	5
Total Votes Cast	896	134	752	10

Precinct 029

Statistics	TOTAL	Polls	Early Provisional	s
Registered Voters - Total	922			
Ballots Cast - Total	813	62	751	0
Ballots Cast - Blank	9	3	6	0
Voter Turnout - Total	88.18%			

Presidential Electors

Vote For 1	TOTAL	Polls	Early Provisional	s
HARRIS, KAMALA D.	467	21	446	0
TRUMP, DONALD J.	318	37	281	0
OLIVER, CHASE	8	1	7	0
STEIN, JILL	10	1	9	0
Write-In Totals	6	1	5	0
Write-In: Ayyadurai / Ellis	0	0	0	0
Write-In: Boddie / Stoneham	0	0	0	0
Write-In: De la Cruz / Garcia	1	0	1	0
Write-In: Shelton / Serra	0	0	0	0
Write-In: Skousen / Combs	0	0	0	0
Not Assigned	5	1	4	0
Total Votes Cast	809	61	748	0

U.S. Senator

Vote For 1	TOTAL	Polls	Early Provisional	s
GALLEGO, RUBEN	474	24	450	0
LAKE, KARI	298	35	263	0
QUINTANA, EDUARDO	16	0	16	0
Write-In Totals	1	0	1	0
Write-In: Williams, Sarah	0	0	0	0
Write-In: Beckett, Christopher	0	0	0	0
Write-In: Sanders, Steven Cavin	0	0	0	0
Write-In: Bozic, David	0	0	0	0
Write-In: Petty, Shawn	0	0	0	0
Write-In: Rodriguez, Benjamin	0	0	0	0
Write-In: Prosser, Jannie "Jannie"	0	0	0	0
Not Assigned	1	0	1	0
Total Votes Cast	789	59	730	0

Precinct 029

U.S. Representative in Congress District 6

Vote For 1

	TOTAL	Polls	Early Provisional	s
ENGEL, KIRSTEN	419	14	405	0
CISCOMANI, JUAN	357	44	313	0
EASTWOOD, ATHENA	12	0	12	0
Write-In Totals	0	0	0	0
Write-In: Pozzolo, Luis	0	0	0	0
Not Assigned	0	0	0	0
Total Votes Cast	788	58	730	0

State Senator District 18

Vote For 1

	TOTAL	Polls	Early Provisional	s
SUNDARESHAN, PRIYA	486	27	459	0
Write-In Totals	16	2	14	0
Not Assigned	16	2	14	0
Total Votes Cast	502	29	473	0

State Representative Dist. 18

Vote For 2

	TOTAL	Polls	Early Provisional	s
GUTIERREZ, NANCY	395	16	379	0
MATHIS, CHRIS	392	14	378	0
ROSENBLUM, LEONARD "LEN"	340	38	302	0
Write-In Totals	3	1	2	0
Not Assigned	3	1	2	0
Total Votes Cast	1,130	69	1,061	0

Corporation Commissioner

Vote For 3

	TOTAL	Polls	Early Provisional	s
AGUILAR, YLENIA	384	15	369	0
HILL, JONATHON	387	19	368	0
POLACHECK, JOSHUA	381	16	365	0
LOPEZ, RENE	301	27	274	0
MARQUEZ PETERSON, LEA	305	27	278	0
WALDEN, RACHEL	305	33	272	0
CEASE, MIKE	24	4	20	0
LUXENBERG, NINA	21	1	20	0
Write-In Totals	0	0	0	0
Write-In: Bertone, Frank	0	0	0	0
Not Assigned	0	0	0	0
Total Votes Cast	2,108	142	1,966	0

Precinct 029

Board of Supervisors District 1

Vote For 1

	TOTAL	Polls	Early Provisional	S
SCOTT, REX	419	15	404	0
SPAIN, STEVE	348	41	307	0
Write-In Totals	0	0	0	0
Not Assigned	0	0	0	0
Total Votes Cast	767	56	711	0

County Assessor

Vote For 1

	TOTAL	Polls	Early Provisional	S
DROUBIE, SUZANNE	494	30	464	0
Write-In Totals	13	2	11	0
Not Assigned	13	2	11	0
Total Votes Cast	507	32	475	0

County Attorney

Vote For 1

	TOTAL	Polls	Early Provisional	S
CONOVER, LAURA	475	22	453	0
DRUAN, HOWARD	104	8	96	0
Write-In Totals	8	2	6	0
Not Assigned	8	2	6	0
Total Votes Cast	587	32	555	0

County Recorder

Vote For 1

	TOTAL	Polls	Early Provisional	S
CÁZARES-KELLY, GABRIELLA	433	17	416	0
CAMPBELL-GONZALEZ, DOMINIC	309	38	271	0
Write-In Totals	1	0	1	0
Not Assigned	1	0	1	0
Total Votes Cast	743	55	688	0

County Sheriff

Vote For 1

	TOTAL	Polls	Early Provisional	S
NANOS, CHRIS	345	12	333	0
LAPPIN, HEATHER	410	45	365	0
Write-In Totals	3	0	3	0
Write-In: Di Genova, Trista	0	0	0	0
Not Assigned	3	0	3	0
Total Votes Cast	758	57	701	0

Precinct 029

County Superintendent of Schools

Vote For 1

	TOTAL	Polls	Early Provisional	S
WILLIAMS, DUSTIN	492	27	465	0
Write-In Totals	12	3	9	0
Not Assigned	12	3	9	0
Total Votes Cast	504	30	474	0

County Treasurer

Vote For 1

	TOTAL	Polls	Early Provisional	S
JOHNSON, BRIAN	392	12	380	0
ACKERLEY, CHRIS	365	45	320	0
Write-In Totals	0	0	0	0
Not Assigned	0	0	0	0
Total Votes Cast	757	57	700	0

Constable Precinct 1

Vote For 1

	TOTAL	Polls	Early Provisional	S
ROOSEVELT, MARK	408	17	391	0
ROWLAND, DANIEL	336	38	298	0
Write-In Totals	0	0	0	0
Not Assigned	0	0	0	0
Total Votes Cast	744	55	689	0

KING, KATHRYN H.

Vote For 1

	TOTAL	Polls	Early Provisional	S
Yes / Si	330	25	305	0
No	308	14	294	0
Total Votes Cast	638	39	599	0

BOLICK, CLINT

Vote For 1

	TOTAL	Polls	Early Provisional	S
Yes / Si	322	26	296	0
No	314	13	301	0
Total Votes Cast	636	39	597	0

ECKERSTROM, PETER J.

Vote For 1

	TOTAL	Polls	Early Provisional	S
Yes / Si	454	30	424	0
No	108	6	102	0
Total Votes Cast	562	36	526	0

Precinct 029

STARING, CHRISTOPHER P.

Vote For 1

	TOTAL	Polls	Early Provisional	S
Yes / Si	430	25	405	0
No	130	12	118	0
Total Votes Cast	560	37	523	0

GRIFFIN, BRENDEN J.

Vote For 1

	TOTAL	Polls	Early Provisional	S
Yes / Si	418	25	393	0
No	119	12	107	0
Total Votes Cast	537	37	500	0

LEE, KENNETH

Vote For 1

	TOTAL	Polls	Early Provisional	S
Yes / Si	428	27	401	0
No	106	9	97	0
Total Votes Cast	534	36	498	0

BRYSON, KYLE A.

Vote For 1

	TOTAL	Polls	Early Provisional	S
Yes / Si	437	29	408	0
No	95	7	88	0
Total Votes Cast	532	36	496	0

COHEN, GARY J.

Vote For 1

	TOTAL	Polls	Early Provisional	S
Yes / Si	420	22	398	0
No	111	13	98	0
Total Votes Cast	531	35	496	0

GORDON, RICHARD E.

Vote For 1

	TOTAL	Polls	Early Provisional	S
Yes / Si	431	25	406	0
No	99	11	88	0
Total Votes Cast	530	36	494	0

Precinct 029

BUTLER, MICHAEL J.

Vote For 1

	TOTAL	Polls	Early Provisional	S
Yes / Si	431	25	406	0
No	104	11	93	0
Total Votes Cast	535	36	499	0

YEHLING, WAYNE E.

Vote For 1

	TOTAL	Polls	Early Provisional	S
Yes / Si	423	26	397	0
No	107	10	97	0
Total Votes Cast	530	36	494	0

CONSTANT, DANIELLE J.K.

Vote For 1

	TOTAL	Polls	Early Provisional	S
Yes / Si	392	23	369	0
No	136	12	124	0
Total Votes Cast	528	35	493	0

METCALF, D. DOUGLAS

Vote For 1

	TOTAL	Polls	Early Provisional	S
Yes / Si	416	25	391	0
No	110	12	98	0
Total Votes Cast	526	37	489	0

MCGINLEY, CASEY F.

Vote For 1

	TOTAL	Polls	Early Provisional	S
Yes / Si	429	26	403	0
No	95	10	85	0
Total Votes Cast	524	36	488	0

SAKALL, GREG

Vote For 1

	TOTAL	Polls	Early Provisional	S
Yes / Si	419	27	392	0
No	112	9	103	0
Total Votes Cast	531	36	495	0

Precinct 029

WAGENER, JOAN L.

Vote For 1

	TOTAL	Polls	Early Provisional	S
Yes / Si	416	25	391	0
No	113	11	102	0
Total Votes Cast	529	36	493	0

JOHNSON, KELLIE L.

Vote For 1

	TOTAL	Polls	Early Provisional	S
Yes / Si	371	23	348	0
No	164	13	151	0
Total Votes Cast	535	36	499	0

ORTIZ, KIMBERLY H.

Vote For 1

	TOTAL	Polls	Early Provisional	S
Yes / Si	425	26	399	0
No	101	10	91	0
Total Votes Cast	526	36	490	0

MCDONALD, SCOTT DAVID

Vote For 1

	TOTAL	Polls	Early Provisional	S
Yes / Si	416	27	389	0
No	110	10	100	0
Total Votes Cast	526	37	489	0

ABRAMS, LISA ILKA

Vote For 1

	TOTAL	Polls	Early Provisional	S
Yes / Si	432	26	406	0
No	103	11	92	0
Total Votes Cast	535	37	498	0

PROPOSITION 133

Vote For 1

	TOTAL	Polls	Early Provisional	S
Yes / Si	244	29	215	0
No	480	23	457	0
Total Votes Cast	724	52	672	0

Precinct 029

PROPOSITION 134

Vote For 1

	TOTAL	Polls	Early Provisional	S
Yes / Si	221	25	196	0
No	508	28	480	0
Total Votes Cast	729	53	676	0

PROPOSITION 135

Vote For 1

	TOTAL	Polls	Early Provisional	S
Yes / Si	264	31	233	0
No	457	22	435	0
Total Votes Cast	721	53	668	0

PROPOSITION 136

Vote For 1

	TOTAL	Polls	Early Provisional	S
Yes / Si	194	24	170	0
No	516	27	489	0
Total Votes Cast	710	51	659	0

PROPOSITION 137

Vote For 1

	TOTAL	Polls	Early Provisional	S
Yes / Si	107	12	95	0
No	610	37	573	0
Total Votes Cast	717	49	668	0

PROPOSITION 138

Vote For 1

	TOTAL	Polls	Early Provisional	S
Yes / Si	184	23	161	0
No	556	33	523	0
Total Votes Cast	740	56	684	0

PROPOSITION 139

Vote For 1

	TOTAL	Polls	Early Provisional	S
Yes / Si	557	26	531	0
No	228	32	196	0
Total Votes Cast	785	58	727	0

Precinct 029

PROPOSITION 140

Vote For 1

	TOTAL	Polls	Early Provisional	S
Yes / Si	358	32	326	0
No	410	24	386	0
Total Votes Cast	768	56	712	0

PROPOSITION 311

Vote For 1

	TOTAL	Polls	Early Provisional	S
Yes / Si	436	37	399	0
No	332	17	315	0
Total Votes Cast	768	54	714	0

PROPOSITION 312

Vote For 1

	TOTAL	Polls	Early Provisional	S
Yes / Si	397	37	360	0
No	369	17	352	0
Total Votes Cast	766	54	712	0

PROPOSITION 313

Vote For 1

	TOTAL	Polls	Early Provisional	S
Yes / Si	374	35	339	0
No	372	19	353	0
Total Votes Cast	746	54	692	0

PROPOSITION 314

Vote For 1

	TOTAL	Polls	Early Provisional	S
Yes / Si	377	35	342	0
No	368	14	354	0
Total Votes Cast	745	49	696	0

PROPOSITION 315

Vote For 1

	TOTAL	Polls	Early Provisional	S
Yes / Si	287	28	259	0
No	431	22	409	0
Total Votes Cast	718	50	668	0

Precinct 029

PROPOSITION 412 - Amphitheater Unified School District No. 10

Vote For 1

	TOTAL	Polls	Early Provisional	s
Bond Approval, Yes / Aprobación de Bonos, Sí	418	25	393	0
Bond Approval, No / Aprobación de Bonos, No	304	24	280	0
Total Votes Cast	722	49	673	0

PROPOSITION 413 - Amphitheater Unified School District No. 10

Vote For 1

	TOTAL	Polls	Early Provisional	s
Budget Override Continuation, Yes / Continuación del Aumento al Presupuesto, Sí	392	21	371	0
Budget Override Continuation, No / Continuación del Aumento al Presupuesto, No	324	29	295	0
Total Votes Cast	716	50	666	0

Summary Results Report
 General Election
 November 5, 2024

OFFICIAL RESULTS
 Summary of Votes Cast
 County of Pima

Precinct 030

Statistics	TOTAL	Polls	Early Provisional	s
Registered Voters - Total	3,369			
Ballots Cast - Total	2,716	304	2,393	19
Ballots Cast - Blank	52	9	43	0
Voter Turnout - Total	80.62%			

Presidential Electors

Vote For 1	TOTAL	Polls	Early Provisional	s
HARRIS, KAMALA D.	1,606	130	1,464	12
TRUMP, DONALD J.	1,044	168	869	7
OLIVER, CHASE	17	4	13	0
STEIN, JILL	21	1	20	0
Write-In Totals	7	0	7	0
Write-In: Ayyadurai / Ellis	0	0	0	0
Write-In: Boddie / Stoneham	0	0	0	0
Write-In: De la Cruz / Garcia	0	0	0	0
Write-In: Shelton / Serra	0	0	0	0
Write-In: Skousen / Combs	0	0	0	0
Not Assigned	7	0	7	0
Total Votes Cast	2,695	303	2,373	19

U.S. Senator

Vote For 1	TOTAL	Polls	Early Provisional	s
GALLEGO, RUBEN	1,646	141	1,493	12
LAKE, KARI	933	140	786	7
QUINTANA, EDUARDO	57	11	46	0
Write-In Totals	1	0	1	0
Write-In: Williams, Sarah	0	0	0	0
Write-In: Beckett, Christopher	0	0	0	0
Write-In: Sanders, Steven Cavin	0	0	0	0
Write-In: Bozic, David	0	0	0	0
Write-In: Petty, Shawn	0	0	0	0
Write-In: Rodriguez, Benjamin	0	0	0	0
Write-In: Prosser, Jannie "Jannie"	0	0	0	0
Not Assigned	1	0	1	0
Total Votes Cast	2,637	292	2,326	19

Summary Results Report
 General Election
 November 5, 2024

OFFICIAL RESULTS
 Summary of Votes Cast
 County of Pima

Precinct 030

U.S. Representative in Congress District 6

Vote For 1

	TOTAL	Polls	Early Provisional	s
ENGEL, KIRSTEN	1,504	119	1,376	9
CISCOMANI, JUAN	1,047	157	883	7
EASTWOOD, ATHENA	62	10	51	1
Write-In Totals	1	0	1	0
Write-In: Pozzolo, Luis	1	0	1	0
Not Assigned	0	0	0	0
Total Votes Cast	2,614	286	2,311	17

State Senator District 18

Vote For 1

	TOTAL	Polls	Early Provisional	s
SUNDARESHAN, PRIYA	1,782	165	1,606	11
Write-In Totals	66	13	53	0
Not Assigned	66	13	53	0
Total Votes Cast	1,848	178	1,659	11

State Representative Dist. 18

Vote For 2

	TOTAL	Polls	Early Provisional	s
GUTIERREZ, NANCY	1,513	113	1,393	7
MATHIS, CHRIS	1,278	86	1,188	4
ROSENBLUM, LEONARD "LEN"	996	145	846	5
Write-In Totals	12	0	12	0
Not Assigned	12	0	12	0
Total Votes Cast	3,799	344	3,439	16

Corporation Commissioner

Vote For 3

	TOTAL	Polls	Early Provisional	s
AGUILAR, YLENIA	1,373	100	1,264	9
HILL, JONATHON	1,389	94	1,289	6
POLACHECK, JOSHUA	1,291	82	1,203	6
LOPEZ, RENE	872	108	760	4
MARQUEZ PETERSON, LEA	888	101	784	3
WALDEN, RACHEL	873	114	754	5
CEASE, MIKE	82	13	69	0
LUXENBERG, NINA	108	10	97	1
Write-In Totals	0	0	0	0
Write-In: Bertone, Frank	0	0	0	0
Not Assigned	0	0	0	0
Total Votes Cast	6,876	622	6,220	34

Precinct 030

Board of Supervisors District 1

Vote For 1

	TOTAL	Polls	Early Provisional	S
SCOTT, REX	1,501	116	1,375	10
SPAIN, STEVE	1,046	152	888	6
Write-In Totals	3	0	3	0
Not Assigned	3	0	3	0
Total Votes Cast	2,550	268	2,266	16

County Assessor

Vote For 1

	TOTAL	Polls	Early Provisional	S
DROUBIE, SUZANNE	1,794	163	1,616	15
Write-In Totals	43	12	31	0
Not Assigned	43	12	31	0
Total Votes Cast	1,837	175	1,647	15

County Attorney

Vote For 1

	TOTAL	Polls	Early Provisional	S
CONOVER, LAURA	1,624	137	1,476	11
DRUAN, HOWARD	393	63	325	5
Write-In Totals	31	5	26	0
Not Assigned	31	5	26	0
Total Votes Cast	2,048	205	1,827	16

County Recorder

Vote For 1

	TOTAL	Polls	Early Provisional	S
CÁZARES-KELLY, GABRIELLA	1,561	118	1,431	12
CAMPBELL-GONZALEZ, DOMINIC	940	143	790	7
Write-In Totals	1	0	1	0
Not Assigned	1	0	1	0
Total Votes Cast	2,502	261	2,222	19

County Sheriff

Vote For 1

	TOTAL	Polls	Early Provisional	S
NANOS, CHRIS	1,332	108	1,212	12
LAPPIN, HEATHER	1,181	158	1,016	7
Write-In Totals	12	2	10	0
Write-In: Di Genova, Trista	1	0	1	0
Not Assigned	11	2	9	0
Total Votes Cast	2,525	268	2,238	19

Precinct 030

County Superintendent of Schools

Vote For 1

	TOTAL	Polls	Early Provisional	S
WILLIAMS, DUSTIN	1,781	162	1,604	15
Write-In Totals	46	11	35	0
Not Assigned	46	11	35	0
Total Votes Cast	1,827	173	1,639	15

County Treasurer

Vote For 1

	TOTAL	Polls	Early Provisional	S
JOHNSON, BRIAN	1,415	107	1,297	11
ACKERLEY, CHRIS	1,086	150	929	7
Write-In Totals	1	0	1	0
Not Assigned	1	0	1	0
Total Votes Cast	2,502	257	2,227	18

Justice of the Peace Precinct 6

Vote For 1

	TOTAL	Polls	Early Provisional	S
BALL, ALEXANDER	1,787	169	1,605	13
Write-In Totals	36	9	27	0
Not Assigned	36	9	27	0
Total Votes Cast	1,823	178	1,632	13

Constable Precinct 6

Vote For 1

	TOTAL	Polls	Early Provisional	S
BERNAL, BENNETT L.	1,774	161	1,600	13
Write-In Totals	37	10	27	0
Not Assigned	37	10	27	0
Total Votes Cast	1,811	171	1,627	13

KING, KATHRYN H.

Vote For 1

	TOTAL	Polls	Early Provisional	S
Yes / Si	1,144	141	989	14
No	1,005	79	924	2
Total Votes Cast	2,149	220	1,913	16

BOLICK, CLINT

Vote For 1

	TOTAL	Polls	Early Provisional	S
Yes / Si	1,068	124	935	9
No	1,049	89	953	7
Total Votes Cast	2,117	213	1,888	16

Precinct 030

ECKERSTROM, PETER J.

Vote For 1

	TOTAL	Polls	Early Provisional	S
Yes / Si	1,547	139	1,397	11
No	423	68	350	5
Total Votes Cast	1,970	207	1,747	16

STARING, CHRISTOPHER P.

Vote For 1

	TOTAL	Polls	Early Provisional	S
Yes / Si	1,466	141	1,313	12
No	467	62	401	4
Total Votes Cast	1,933	203	1,714	16

GRIFFIN, BRENDEN J.

Vote For 1

	TOTAL	Polls	Early Provisional	S
Yes / Si	1,424	137	1,275	12
No	453	65	384	4
Total Votes Cast	1,877	202	1,659	16

LEE, KENNETH

Vote For 1

	TOTAL	Polls	Early Provisional	S
Yes / Si	1,456	142	1,301	13
No	415	57	354	4
Total Votes Cast	1,871	199	1,655	17

BRYSON, KYLE A.

Vote For 1

	TOTAL	Polls	Early Provisional	S
Yes / Si	1,480	137	1,331	12
No	398	60	334	4
Total Votes Cast	1,878	197	1,665	16

COHEN, GARY J.

Vote For 1

	TOTAL	Polls	Early Provisional	S
Yes / Si	1,421	137	1,274	10
No	436	61	369	6
Total Votes Cast	1,857	198	1,643	16

Precinct 030

GORDON, RICHARD E.

Vote For 1

	TOTAL	Polls	Early Provisional	S
Yes / Si	1,465	141	1,315	9
No	394	56	331	7
Total Votes Cast	1,859	197	1,646	16

BUTLER, MICHAEL J.

Vote For 1

	TOTAL	Polls	Early Provisional	S
Yes / Si	1,462	139	1,312	11
No	412	61	345	6
Total Votes Cast	1,874	200	1,657	17

YEHLING, WAYNE E.

Vote For 1

	TOTAL	Polls	Early Provisional	S
Yes / Si	1,450	136	1,302	12
No	428	61	363	4
Total Votes Cast	1,878	197	1,665	16

CONSTANT, DANIELLE J.K.

Vote For 1

	TOTAL	Polls	Early Provisional	S
Yes / Si	1,382	144	1,226	12
No	464	50	410	4
Total Votes Cast	1,846	194	1,636	16

METCALF, D. DOUGLAS

Vote For 1

	TOTAL	Polls	Early Provisional	S
Yes / Si	1,454	143	1,301	10
No	421	57	358	6
Total Votes Cast	1,875	200	1,659	16

MCGINLEY, CASEY F.

Vote For 1

	TOTAL	Polls	Early Provisional	S
Yes / Si	1,461	141	1,306	14
No	399	56	340	3
Total Votes Cast	1,860	197	1,646	17

Precinct 030

SAKALL, GREG

Vote For 1

	TOTAL	Polls	Early Provisional	S
Yes / Si	1,451	132	1,309	10
No	429	64	359	6
Total Votes Cast	1,880	196	1,668	16

WAGENER, JOAN L.

Vote For 1

	TOTAL	Polls	Early Provisional	S
Yes / Si	1,454	148	1,292	14
No	407	50	355	2
Total Votes Cast	1,861	198	1,647	16

JOHNSON, KELLIE L.

Vote For 1

	TOTAL	Polls	Early Provisional	S
Yes / Si	1,297	137	1,145	15
No	588	64	522	2
Total Votes Cast	1,885	201	1,667	17

ORTIZ, KIMBERLY H.

Vote For 1

	TOTAL	Polls	Early Provisional	S
Yes / Si	1,476	144	1,318	14
No	400	54	344	2
Total Votes Cast	1,876	198	1,662	16

MCDONALD, SCOTT DAVID

Vote For 1

	TOTAL	Polls	Early Provisional	S
Yes / Si	1,405	136	1,257	12
No	453	60	388	5
Total Votes Cast	1,858	196	1,645	17

ABRAMS, LISA ILKA

Vote For 1

	TOTAL	Polls	Early Provisional	S
Yes / Si	1,453	148	1,293	12
No	421	51	366	4
Total Votes Cast	1,874	199	1,659	16

Precinct 030

PROPOSITION 133

Vote For 1				
	TOTAL	Polls	Early Provisional	S
Yes / Si	825	123	700	2
No	1,533	140	1,381	12
Total Votes Cast	2,358	263	2,081	14

PROPOSITION 134

Vote For 1				
	TOTAL	Polls	Early Provisional	S
Yes / Si	799	106	688	5
No	1,558	152	1,397	9
Total Votes Cast	2,357	258	2,085	14

PROPOSITION 135

Vote For 1				
	TOTAL	Polls	Early Provisional	S
Yes / Si	899	132	759	8
No	1,447	124	1,317	6
Total Votes Cast	2,346	256	2,076	14

PROPOSITION 136

Vote For 1				
	TOTAL	Polls	Early Provisional	S
Yes / Si	665	95	567	3
No	1,651	160	1,480	11
Total Votes Cast	2,316	255	2,047	14

PROPOSITION 137

Vote For 1				
	TOTAL	Polls	Early Provisional	S
Yes / Si	409	60	348	1
No	1,920	194	1,713	13
Total Votes Cast	2,329	254	2,061	14

PROPOSITION 138

Vote For 1				
	TOTAL	Polls	Early Provisional	S
Yes / Si	475	75	399	1
No	1,927	197	1,717	13
Total Votes Cast	2,402	272	2,116	14

Precinct 030

PROPOSITION 139

Vote For 1

	TOTAL	Polls	Early Provisional	S
Yes / Si	1,817	168	1,636	13
No	750	118	626	6
Total Votes Cast	2,567	286	2,262	19

PROPOSITION 140

Vote For 1

	TOTAL	Polls	Early Provisional	S
Yes / Si	1,074	139	927	8
No	1,415	134	1,271	10
Total Votes Cast	2,489	273	2,198	18

PROPOSITION 311

Vote For 1

	TOTAL	Polls	Early Provisional	S
Yes / Si	1,494	191	1,290	13
No	1,009	88	915	6
Total Votes Cast	2,503	279	2,205	19

PROPOSITION 312

Vote For 1

	TOTAL	Polls	Early Provisional	S
Yes / Si	1,254	183	1,060	11
No	1,202	87	1,108	7
Total Votes Cast	2,456	270	2,168	18

PROPOSITION 313

Vote For 1

	TOTAL	Polls	Early Provisional	S
Yes / Si	1,309	184	1,114	11
No	1,144	85	1,055	4
Total Votes Cast	2,453	269	2,169	15

PROPOSITION 314

Vote For 1

	TOTAL	Polls	Early Provisional	S
Yes / Si	1,219	160	1,050	9
No	1,209	97	1,106	6
Total Votes Cast	2,428	257	2,156	15

Precinct 030

PROPOSITION 315

Vote For 1

	TOTAL	Polls	Early Provisional	S
Yes / Sí	873	123	742	8
No	1,449	128	1,315	6
Total Votes Cast	2,322	251	2,057	14

PROPOSITION 412 - Amphitheater Unified School District No. 10

Vote For 1

	TOTAL	Polls	Early Provisional	S
Bond Approval, Yes / Aprobación de Bonos, Sí	1,329	129	1,191	9
Bond Approval, No / Aprobación de Bonos, No	957	112	841	4
Total Votes Cast	2,286	241	2,032	13

PROPOSITION 413 - Amphitheater Unified School District No. 10

Vote For 1

	TOTAL	Polls	Early Provisional	S
Budget Override Continuation, Yes / Continuación del Aumento al Presupuesto, Sí	1,311	121	1,181	9
Budget Override Continuation, No / Continuación del Aumento al Presupuesto, No	990	126	860	4
Total Votes Cast	2,301	247	2,041	13

Summary Results Report
 General Election
 November 5, 2024

OFFICIAL RESULTS
 Summary of Votes Cast
 County of Pima

Precinct 031

Statistics	TOTAL	Polls	Early Provisional	s
Registered Voters - Total	2,103			
Ballots Cast - Total	1,456	275	1,159	22
Ballots Cast - Blank	25	15	10	0
Voter Turnout - Total	69.23%			

Presidential Electors

Vote For 1	TOTAL	Polls	Early Provisional	s
HARRIS, KAMALA D.	733	98	622	13
TRUMP, DONALD J.	685	171	505	9
OLIVER, CHASE	8	0	8	0
STEIN, JILL	13	2	11	0
Write-In Totals	6	0	6	0
Write-In: Ayyadurai / Ellis	0	0	0	0
Write-In: Boddie / Stoneham	0	0	0	0
Write-In: De la Cruz / Garcia	0	0	0	0
Write-In: Shelton / Serra	0	0	0	0
Write-In: Skousen / Combs	0	0	0	0
Not Assigned	6	0	6	0
Total Votes Cast	1,445	271	1,152	22

U.S. Senator

Vote For 1	TOTAL	Polls	Early Provisional	s
GALLEGO, RUBEN	776	115	649	12
LAKE, KARI	582	133	439	10
QUINTANA, EDUARDO	63	15	48	0
Write-In Totals	1	0	1	0
Write-In: Williams, Sarah	0	0	0	0
Write-In: Beckett, Christopher	0	0	0	0
Write-In: Sanders, Steven Cavin	0	0	0	0
Write-In: Bozic, David	0	0	0	0
Write-In: Petty, Shawn	0	0	0	0
Write-In: Rodriguez, Benjamin	0	0	0	0
Write-In: Prosser, Jannie "Jannie"	0	0	0	0
Not Assigned	1	0	1	0
Total Votes Cast	1,422	263	1,137	22

U.S. Representative in Congress District 7

Vote For 1	TOTAL	Polls	Early Provisional	s
GRIJALVA, RAÚL M.	726	107	606	13
BUTIEREZ SR., DANIEL FRANCIS	666	155	502	9
Write-In Totals	3	0	3	0
Not Assigned	3	0	3	0
Total Votes Cast	1,395	262	1,111	22

Summary Results Report
 General Election
 November 5, 2024

OFFICIAL RESULTS
 Summary of Votes Cast
 County of Pima

Precinct 031

State Senator District 20

Vote For 1

	TOTAL	Polls	Early Provisional	S
GONZALES, SALLY ANN	908	155	737	16
Write-In Totals	58	14	44	0
Not Assigned	58	14	44	0
Total Votes Cast	966	169	781	16

State Representative Dist. 20

Vote For 2

	TOTAL	Polls	Early Provisional	S
HERNANDEZ, ALMA	674	108	555	11
VILLEGAS, BETTY	713	107	595	11
Write-In Totals	77	17	60	0
Not Assigned	77	17	60	0
Total Votes Cast	1,464	232	1,210	22

Corporation Commissioner

Vote For 3

	TOTAL	Polls	Early Provisional	S
AGUILAR, YLENIA	615	75	527	13
HILL, JONATHON	560	67	483	10
POLACHECK, JOSHUA	512	51	452	9
LOPEZ, RENE	513	106	402	5
MARQUEZ PETERSON, LEA	496	97	394	5
WALDEN, RACHEL	539	112	419	8
CEASE, MIKE	62	12	50	0
LUXENBERG, NINA	58	7	51	0
Write-In Totals	5	1	4	0
Write-In: Bertone, Frank	0	0	0	0
Not Assigned	5	1	4	0
Total Votes Cast	3,360	528	2,782	50

Board of Supervisors District 3

Vote For 1

	TOTAL	Polls	Early Provisional	S
ALLEN, JENNIFER "JEN"	682	88	581	13
WITTENBRAKER, JANET "JL"	619	145	466	8
BAH, IMAN-UTOPIA LAYJOU	64	16	47	1
Write-In Totals	2	0	2	0
Not Assigned	2	0	2	0
Total Votes Cast	1,367	249	1,096	22

Precinct 031

County Assessor

Vote For 1

	TOTAL	Polls	Early Provisional	S
DROUBIE, SUZANNE	902	150	734	18
Write-In Totals	49	13	35	1
Not Assigned	49	13	35	1
Total Votes Cast	951	163	769	19

County Attorney

Vote For 1

	TOTAL	Polls	Early Provisional	S
CONOVER, LAURA	772	114	644	14
DRUAN, HOWARD	294	81	207	6
Write-In Totals	26	4	22	0
Not Assigned	26	4	22	0
Total Votes Cast	1,092	199	873	20

County Recorder

Vote For 1

	TOTAL	Polls	Early Provisional	S
CÁZARES-KELLY, GABRIELLA	732	97	623	12
CAMPBELL-GONZALEZ, DOMINIC	605	148	447	10
Write-In Totals	3	0	3	0
Not Assigned	3	0	3	0
Total Votes Cast	1,340	245	1,073	22

County Sheriff

Vote For 1

	TOTAL	Polls	Early Provisional	S
NANOS, CHRIS	661	95	552	14
LAPPIN, HEATHER	725	161	556	8
Write-In Totals	1	0	1	0
Write-In: Di Genova, Trista	0	0	0	0
Not Assigned	1	0	1	0
Total Votes Cast	1,387	256	1,109	22

County Superintendent of Schools

Vote For 1

	TOTAL	Polls	Early Provisional	S
WILLIAMS, DUSTIN	908	156	734	18
Write-In Totals	43	11	31	1
Not Assigned	43	11	31	1
Total Votes Cast	951	167	765	19

Precinct 031

County Treasurer

Vote For 1

	TOTAL	Polls	Early Provisional	S
JOHNSON, BRIAN	682	90	579	13
ACKERLEY, CHRIS	665	153	503	9
Write-In Totals	2	0	2	0
Not Assigned	2	0	2	0
Total Votes Cast	1,349	243	1,084	22

Justice of the Peace Precinct 6

Vote For 1

	TOTAL	Polls	Early Provisional	S
BALL, ALEXANDER	907	160	732	15
Write-In Totals	44	8	36	0
Not Assigned	44	8	36	0
Total Votes Cast	951	168	768	15

Constable Precinct 6

Vote For 1

	TOTAL	Polls	Early Provisional	S
BERNAL, BENNETT L.	895	155	726	14
Write-In Totals	43	9	34	0
Not Assigned	43	9	34	0
Total Votes Cast	938	164	760	14

KING, KATHRYN H.

Vote For 1

	TOTAL	Polls	Early Provisional	S
Yes / Si	714	124	577	13
No	426	81	341	4
Total Votes Cast	1,140	205	918	17

BOLICK, CLINT

Vote For 1

	TOTAL	Polls	Early Provisional	S
Yes / Si	658	110	537	11
No	468	89	373	6
Total Votes Cast	1,126	199	910	17

ECKERSTROM, PETER J.

Vote For 1

	TOTAL	Polls	Early Provisional	S
Yes / Si	753	121	618	14
No	304	70	232	2
Total Votes Cast	1,057	191	850	16

Precinct 031

STARING, CHRISTOPHER P.

Vote For 1

	TOTAL	Polls	Early Provisional	S
Yes / Si	752	123	615	14
No	299	68	228	3
Total Votes Cast	1,051	191	843	17

GRIFFIN, BRENDEN J.

Vote For 1

	TOTAL	Polls	Early Provisional	S
Yes / Si	766	129	625	12
No	286	64	219	3
Total Votes Cast	1,052	193	844	15

LEE, KENNETH

Vote For 1

	TOTAL	Polls	Early Provisional	S
Yes / Si	761	132	618	11
No	284	61	219	4
Total Votes Cast	1,045	193	837	15

BRYSON, KYLE A.

Vote For 1

	TOTAL	Polls	Early Provisional	S
Yes / Si	754	127	618	9
No	287	63	219	5
Total Votes Cast	1,041	190	837	14

COHEN, GARY J.

Vote For 1

	TOTAL	Polls	Early Provisional	S
Yes / Si	756	123	623	10
No	286	68	214	4
Total Votes Cast	1,042	191	837	14

GORDON, RICHARD E.

Vote For 1

	TOTAL	Polls	Early Provisional	S
Yes / Si	751	123	619	9
No	294	67	222	5
Total Votes Cast	1,045	190	841	14

Precinct 031

BUTLER, MICHAEL J.

Vote For 1

	TOTAL	Polls	Early Provisional	S
Yes / Si	763	126	628	9
No	285	61	219	5
Total Votes Cast	1,048	187	847	14

YEHLING, WAYNE E.

Vote For 1

	TOTAL	Polls	Early Provisional	S
Yes / Si	736	119	607	10
No	301	68	229	4
Total Votes Cast	1,037	187	836	14

CONSTANT, DANIELLE J.K.

Vote For 1

	TOTAL	Polls	Early Provisional	S
Yes / Si	746	126	610	10
No	290	63	223	4
Total Votes Cast	1,036	189	833	14

METCALF, D. DOUGLAS

Vote For 1

	TOTAL	Polls	Early Provisional	S
Yes / Si	748	129	608	11
No	291	60	228	3
Total Votes Cast	1,039	189	836	14

MCGINLEY, CASEY F.

Vote For 1

	TOTAL	Polls	Early Provisional	S
Yes / Si	749	121	618	10
No	285	65	216	4
Total Votes Cast	1,034	186	834	14

SAKALL, GREG

Vote For 1

	TOTAL	Polls	Early Provisional	S
Yes / Si	731	119	602	10
No	312	70	238	4
Total Votes Cast	1,043	189	840	14

Precinct 031

WAGENER, JOAN L.

	TOTAL	Polls	Early Provisional	S
Vote For 1				
Yes / Si	759	124	625	10
No	279	65	210	4
Total Votes Cast	1,038	189	835	14

JOHNSON, KELLIE L.

	TOTAL	Polls	Early Provisional	S
Vote For 1				
Yes / Si	729	121	598	10
No	317	68	246	3
Total Votes Cast	1,046	189	844	13

ORTIZ, KIMBERLY H.

	TOTAL	Polls	Early Provisional	S
Vote For 1				
Yes / Si	785	133	642	10
No	253	56	193	4
Total Votes Cast	1,038	189	835	14

MCDONALD, SCOTT DAVID

	TOTAL	Polls	Early Provisional	S
Vote For 1				
Yes / Si	739	123	606	10
No	298	65	229	4
Total Votes Cast	1,037	188	835	14

ABRAMS, LISA ILKA

	TOTAL	Polls	Early Provisional	S
Vote For 1				
Yes / Si	764	129	625	10
No	274	59	212	3
Total Votes Cast	1,038	188	837	13

Governing Board - Flowing Wells Unified School District No. 8

	TOTAL	Polls	Early Provisional	S
Vote For 3				
DAILY, KEVIN	551	91	456	4
DELGADO JR., JOSEPH	573	93	472	8
EFFING, WENDY J.	619	81	535	3
MILLER, STEPHANIE	713	103	604	6
Write-In Totals	23	2	21	0
Not Assigned	23	2	21	0
Total Votes Cast	2,479	370	2,088	21

Precinct 031

Board of Governors - Pima Community College Dist. 3

Vote For 1

	TOTAL	Polls	Early Provisional	S
GARCIA, MARIA DE LA LUZ	419	84	331	4
RANDALL, KRISTEN	610	97	501	12
Write-In Totals	10	4	6	0
Not Assigned	10	4	6	0
Total Votes Cast	1,039	185	838	16

PROPOSITION 133

Vote For 1

	TOTAL	Polls	Early Provisional	S
Yes / Si	516	106	403	7
No	759	130	616	13
Total Votes Cast	1,275	236	1,019	20

PROPOSITION 134

Vote For 1

	TOTAL	Polls	Early Provisional	S
Yes / Si	500	92	398	10
No	775	143	622	10
Total Votes Cast	1,275	235	1,020	20

PROPOSITION 135

Vote For 1

	TOTAL	Polls	Early Provisional	S
Yes / Si	546	117	421	8
No	713	115	587	11
Total Votes Cast	1,259	232	1,008	19

PROPOSITION 136

Vote For 1

	TOTAL	Polls	Early Provisional	S
Yes / Si	442	103	330	9
No	811	130	670	11
Total Votes Cast	1,253	233	1,000	20

PROPOSITION 137

Vote For 1

	TOTAL	Polls	Early Provisional	S
Yes / Si	321	67	247	7
No	930	168	749	13
Total Votes Cast	1,251	235	996	20

Precinct 031

PROPOSITION 138

Vote For 1				
	TOTAL	Polls	Early Provisional	S
Yes / Si	276	58	214	4
No	1,025	181	828	16
Total Votes Cast	1,301	239	1,042	20

PROPOSITION 139

Vote For 1				
	TOTAL	Polls	Early Provisional	S
Yes / Si	903	147	737	19
No	487	112	372	3
Total Votes Cast	1,390	259	1,109	22

PROPOSITION 140

Vote For 1				
	TOTAL	Polls	Early Provisional	S
Yes / Si	662	127	524	11
No	688	118	560	10
Total Votes Cast	1,350	245	1,084	21

PROPOSITION 311

Vote For 1				
	TOTAL	Polls	Early Provisional	S
Yes / Si	914	162	740	12
No	434	85	341	8
Total Votes Cast	1,348	247	1,081	20

PROPOSITION 312

Vote For 1				
	TOTAL	Polls	Early Provisional	S
Yes / Si	816	149	658	9
No	510	94	405	11
Total Votes Cast	1,326	243	1,063	20

PROPOSITION 313

Vote For 1				
	TOTAL	Polls	Early Provisional	S
Yes / Si	888	168	708	12
No	410	66	337	7
Total Votes Cast	1,298	234	1,045	19

Precinct 031

PROPOSITION 314

Vote For 1

	TOTAL	Polls	Early Provisional	S
Yes / Si	824	158	659	7
No	467	75	380	12
Total Votes Cast	1,291	233	1,039	19

PROPOSITION 315

Vote For 1

	TOTAL	Polls	Early Provisional	S
Yes / Si	565	104	455	6
No	676	119	544	13
Total Votes Cast	1,241	223	999	19

Summary Results Report
 General Election
 November 5, 2024

OFFICIAL RESULTS
 Summary of Votes Cast
 County of Pima

Precinct 032

Statistics	TOTAL	Polls	Early Provisional	S
Registered Voters - Total	4,783			
Ballots Cast - Total	3,254	578	2,647	29
Ballots Cast - Blank	70	22	42	6
Voter Turnout - Total	68.03%			

Presidential Electors

Vote For 1	TOTAL	Polls	Early Provisional	S
HARRIS, KAMALA D.	1,700	216	1,473	11
TRUMP, DONALD J.	1,469	351	1,100	18
OLIVER, CHASE	23	2	21	0
STEIN, JILL	28	1	27	0
Write-In Totals	11	4	7	0
Write-In: Ayyadurai / Ellis	0	0	0	0
Write-In: Boddie / Stoneham	0	0	0	0
Write-In: De la Cruz / Garcia	1	0	1	0
Write-In: Shelton / Serra	0	0	0	0
Write-In: Skousen / Combs	0	0	0	0
Not Assigned	10	4	6	0
Total Votes Cast	3,231	574	2,628	29

U.S. Senator

Vote For 1	TOTAL	Polls	Early Provisional	S
GALLEGO, RUBEN	1,707	220	1,480	7
LAKE, KARI	1,316	316	984	16
QUINTANA, EDUARDO	125	28	96	1
Write-In Totals	4	0	4	0
Write-In: Williams, Sarah	1	0	1	0
Write-In: Beckett, Christopher	0	0	0	0
Write-In: Sanders, Steven Cavin	0	0	0	0
Write-In: Bozic, David	0	0	0	0
Write-In: Petty, Shawn	0	0	0	0
Write-In: Rodriguez, Benjamin	0	0	0	0
Write-In: Prosser, Jannie "Jannie"	0	0	0	0
Not Assigned	3	0	3	0
Total Votes Cast	3,152	564	2,564	24

U.S. Representative in Congress District 7

Vote For 1	TOTAL	Polls	Early Provisional	S
GRIJALVA, RAÚL M.	1,691	233	1,451	7
BUTIEREZ SR., DANIEL FRANCIS	1,393	313	1,066	14
Write-In Totals	10	1	9	0
Not Assigned	10	1	9	0
Total Votes Cast	3,094	547	2,526	21

Precinct 032

State Senator District 20

Vote For 1

	TOTAL	Polls	Early Provisional	S
GONZALES, SALLY ANN	2,092	325	1,760	7
Write-In Totals	134	38	94	2
Not Assigned	134	38	94	2
Total Votes Cast	2,226	363	1,854	9

State Representative Dist. 20

Vote For 2

	TOTAL	Polls	Early Provisional	S
HERNANDEZ, ALMA	1,562	221	1,336	5
VILLEGAS, BETTY	1,681	229	1,450	2
Write-In Totals	163	41	120	2
Not Assigned	163	41	120	2
Total Votes Cast	3,406	491	2,906	9

Corporation Commissioner

Vote For 3

	TOTAL	Polls	Early Provisional	S
AGUILAR, YLENIA	1,481	178	1,300	3
HILL, JONATHON	1,354	145	1,205	4
POLACHECK, JOSHUA	1,262	126	1,132	4
LOPEZ, RENE	1,093	230	854	9
MARQUEZ PETERSON, LEA	1,044	205	831	8
WALDEN, RACHEL	1,142	245	886	11
CEASE, MIKE	123	21	101	1
LUXENBERG, NINA	168	24	143	1
Write-In Totals	5	3	1	1
Write-In: Bertone, Frank	0	0	0	0
Not Assigned	5	3	1	1
Total Votes Cast	7,672	1,177	6,453	42

Board of Supervisors District 3

Vote For 1

	TOTAL	Polls	Early Provisional	S
ALLEN, JENNIFER "JEN"	1,543	197	1,341	5
WITTENBRAKER, JANET "JL"	1,331	307	1,011	13
BAH, IMAN-UTOPIA LAYJOU	175	27	148	0
Write-In Totals	5	1	4	0
Not Assigned	5	1	4	0
Total Votes Cast	3,054	532	2,504	18

Precinct 032

County Assessor

Vote For 1

	TOTAL	Polls	Early Provisional	S
DROUBIE, SUZANNE	2,097	321	1,766	10
Write-In Totals	99	31	66	2
Not Assigned	99	31	66	2
Total Votes Cast	2,196	352	1,832	12

County Attorney

Vote For 1

	TOTAL	Polls	Early Provisional	S
CONOVER, LAURA	1,793	257	1,529	7
DRUAN, HOWARD	617	128	482	7
Write-In Totals	47	13	33	1
Not Assigned	47	13	33	1
Total Votes Cast	2,457	398	2,044	15

County Recorder

Vote For 1

	TOTAL	Polls	Early Provisional	S
CÁZARES-KELLY, GABRIELLA	1,695	211	1,478	6
CAMPBELL-GONZALEZ, DOMINIC	1,303	303	986	14
Write-In Totals	7	2	4	1
Not Assigned	7	2	4	1
Total Votes Cast	3,005	516	2,468	21

County Sheriff

Vote For 1

	TOTAL	Polls	Early Provisional	S
NANOS, CHRIS	1,530	193	1,331	6
LAPPIN, HEATHER	1,524	338	1,171	15
Write-In Totals	10	3	6	1
Write-In: Di Genova, Trista	0	0	0	0
Not Assigned	10	3	6	1
Total Votes Cast	3,064	534	2,508	22

County Superintendent of Schools

Vote For 1

	TOTAL	Polls	Early Provisional	S
WILLIAMS, DUSTIN	2,070	315	1,745	10
Write-In Totals	98	27	70	1
Not Assigned	98	27	70	1
Total Votes Cast	2,168	342	1,815	11

Precinct 032

County Treasurer

Vote For 1

	TOTAL	Polls	Early Provisional	S
JOHNSON, BRIAN	1,597	199	1,392	6
ACKERLEY, CHRIS	1,415	322	1,080	13
Write-In Totals	7	2	5	0
Not Assigned	7	2	5	0
Total Votes Cast	3,019	523	2,477	19

Justice of the Peace Precinct 6

Vote For 1

	TOTAL	Polls	Early Provisional	S
BALL, ALEXANDER	2,071	319	1,748	4
Write-In Totals	106	33	72	1
Not Assigned	106	33	72	1
Total Votes Cast	2,177	352	1,820	5

Constable Precinct 6

Vote For 1

	TOTAL	Polls	Early Provisional	S
BERNAL, BENNETT L.	2,058	315	1,739	4
Write-In Totals	97	30	66	1
Not Assigned	97	30	66	1
Total Votes Cast	2,155	345	1,805	5

KING, KATHRYN H.

Vote For 1

	TOTAL	Polls	Early Provisional	S
Yes / Si	1,544	274	1,261	9
No	1,061	159	894	8
Total Votes Cast	2,605	433	2,155	17

BOLICK, CLINT

Vote For 1

	TOTAL	Polls	Early Provisional	S
Yes / Si	1,486	249	1,231	6
No	1,071	172	891	8
Total Votes Cast	2,557	421	2,122	14

ECKERSTROM, PETER J.

Vote For 1

	TOTAL	Polls	Early Provisional	S
Yes / Si	1,748	283	1,456	9
No	694	128	559	7
Total Votes Cast	2,442	411	2,015	16

Precinct 032

STARING, CHRISTOPHER P.

Vote For 1

	TOTAL	Polls	Early Provisional	S
Yes / Si	1,672	283	1,380	9
No	744	122	614	8
Total Votes Cast	2,416	405	1,994	17

GRIFFIN, BRENDEN J.

Vote For 1

	TOTAL	Polls	Early Provisional	S
Yes / Si	1,706	280	1,416	10
No	709	115	586	8
Total Votes Cast	2,415	395	2,002	18

LEE, KENNETH

Vote For 1

	TOTAL	Polls	Early Provisional	S
Yes / Si	1,697	265	1,420	12
No	698	127	565	6
Total Votes Cast	2,395	392	1,985	18

BRYSON, KYLE A.

Vote For 1

	TOTAL	Polls	Early Provisional	S
Yes / Si	1,693	266	1,417	10
No	699	126	565	8
Total Votes Cast	2,392	392	1,982	18

COHEN, GARY J.

Vote For 1

	TOTAL	Polls	Early Provisional	S
Yes / Si	1,714	272	1,432	10
No	679	119	552	8
Total Votes Cast	2,393	391	1,984	18

GORDON, RICHARD E.

Vote For 1

	TOTAL	Polls	Early Provisional	S
Yes / Si	1,678	259	1,408	11
No	707	124	576	7
Total Votes Cast	2,385	383	1,984	18

Precinct 032

BUTLER, MICHAEL J.

Vote For 1

	TOTAL	Polls	Early Provisional	S
Yes / Si	1,704	263	1,431	10
No	686	125	553	8
Total Votes Cast	2,390	388	1,984	18

YEHLING, WAYNE E.

Vote For 1

	TOTAL	Polls	Early Provisional	S
Yes / Si	1,654	265	1,378	11
No	722	118	597	7
Total Votes Cast	2,376	383	1,975	18

CONSTANT, DANIELLE J.K.

Vote For 1

	TOTAL	Polls	Early Provisional	S
Yes / Si	1,684	272	1,402	10
No	692	114	571	7
Total Votes Cast	2,376	386	1,973	17

METCALF, D. DOUGLAS

Vote For 1

	TOTAL	Polls	Early Provisional	S
Yes / Si	1,685	261	1,413	11
No	693	126	560	7
Total Votes Cast	2,378	387	1,973	18

MCGINLEY, CASEY F.

Vote For 1

	TOTAL	Polls	Early Provisional	S
Yes / Si	1,696	265	1,420	11
No	673	123	543	7
Total Votes Cast	2,369	388	1,963	18

SAKALL, GREG

Vote For 1

	TOTAL	Polls	Early Provisional	S
Yes / Si	1,668	260	1,399	9
No	721	125	587	9
Total Votes Cast	2,389	385	1,986	18

Precinct 032

WAGENER, JOAN L.

	TOTAL	Polls	Early Provisional	S
Vote For 1				
Yes / Si	1,684	265	1,409	10
No	692	121	563	8
Total Votes Cast	2,376	386	1,972	18

JOHNSON, KELLIE L.

	TOTAL	Polls	Early Provisional	S
Vote For 1				
Yes / Si	1,617	253	1,352	12
No	780	138	635	7
Total Votes Cast	2,397	391	1,987	19

ORTIZ, KIMBERLY H.

	TOTAL	Polls	Early Provisional	S
Vote For 1				
Yes / Si	1,722	264	1,447	11
No	653	122	525	6
Total Votes Cast	2,375	386	1,972	17

MCDONALD, SCOTT DAVID

	TOTAL	Polls	Early Provisional	S
Vote For 1				
Yes / Si	1,663	267	1,385	11
No	714	125	582	7
Total Votes Cast	2,377	392	1,967	18

ABRAMS, LISA ILKA

	TOTAL	Polls	Early Provisional	S
Vote For 1				
Yes / Si	1,709	277	1,420	12
No	672	114	552	6
Total Votes Cast	2,381	391	1,972	18

Governing Board - Flowing Wells Unified School District No. 8

	TOTAL	Polls	Early Provisional	S
Vote For 3				
DAILY, KEVIN	1,132	181	950	1
DELGADO JR., JOSEPH	869	134	733	2
EFFING, WENDY J.	1,193	158	1,034	1
MILLER, STEPHANIE	1,432	209	1,219	4
Write-In Totals	33	8	25	0
Not Assigned	33	8	25	0
Total Votes Cast	4,659	690	3,961	8

Precinct 032

Board of Governors - Pima Community College Dist. 3

Vote For 1

	TOTAL	Polls	Early Provisional	S
GARCIA, MARIA DE LA LUZ	1,138	187	942	9
RANDALL, KRISTEN	1,192	204	981	7
Write-In Totals	27	6	20	1
Not Assigned	27	6	20	1
Total Votes Cast	2,357	397	1,943	17

PROPOSITION 133

Vote For 1

	TOTAL	Polls	Early Provisional	S
Yes / Si	1,107	204	890	13
No	1,757	297	1,451	9
Total Votes Cast	2,864	501	2,341	22

PROPOSITION 134

Vote For 1

	TOTAL	Polls	Early Provisional	S
Yes / Si	1,017	199	807	11
No	1,840	297	1,534	9
Total Votes Cast	2,857	496	2,341	20

PROPOSITION 135

Vote For 1

	TOTAL	Polls	Early Provisional	S
Yes / Si	1,167	217	939	11
No	1,652	265	1,378	9
Total Votes Cast	2,819	482	2,317	20

PROPOSITION 136

Vote For 1

	TOTAL	Polls	Early Provisional	S
Yes / Si	936	176	754	6
No	1,856	294	1,550	12
Total Votes Cast	2,792	470	2,304	18

PROPOSITION 137

Vote For 1

	TOTAL	Polls	Early Provisional	S
Yes / Si	619	119	494	6
No	2,164	346	1,804	14
Total Votes Cast	2,783	465	2,298	20

Precinct 032

PROPOSITION 138

Vote For 1				
	TOTAL	Polls	Early Provisional	S
Yes / Si	634	111	516	7
No	2,276	401	1,860	15
Total Votes Cast	2,910	512	2,376	22

PROPOSITION 139

Vote For 1				
	TOTAL	Polls	Early Provisional	S
Yes / Si	2,070	324	1,733	13
No	1,021	221	790	10
Total Votes Cast	3,091	545	2,523	23

PROPOSITION 140

Vote For 1				
	TOTAL	Polls	Early Provisional	S
Yes / Si	1,424	235	1,179	10
No	1,572	281	1,281	10
Total Votes Cast	2,996	516	2,460	20

PROPOSITION 311

Vote For 1				
	TOTAL	Polls	Early Provisional	S
Yes / Si	1,931	350	1,566	15
No	1,084	173	904	7
Total Votes Cast	3,015	523	2,470	22

PROPOSITION 312

Vote For 1				
	TOTAL	Polls	Early Provisional	S
Yes / Si	1,716	301	1,402	13
No	1,271	211	1,053	7
Total Votes Cast	2,987	512	2,455	20

PROPOSITION 313

Vote For 1				
	TOTAL	Polls	Early Provisional	S
Yes / Si	1,880	351	1,516	13
No	1,044	139	895	10
Total Votes Cast	2,924	490	2,411	23

Precinct 032

PROPOSITION 314

Vote For 1

	TOTAL	Polls	Early Provisional	S
Yes / Sí	1,735	305	1,418	12
No	1,166	181	975	10
Total Votes Cast	2,901	486	2,393	22

PROPOSITION 315

Vote For 1

	TOTAL	Polls	Early Provisional	S
Yes / Sí	1,174	206	961	7
No	1,638	248	1,377	13
Total Votes Cast	2,812	454	2,338	20

PROPOSITION 412 - Amphitheater Unified School District No. 10

Vote For 1

	TOTAL	Polls	Early Provisional	S
Bond Approval, Yes / Aprobación de Bonos, Sí	256	38	215	3
Bond Approval, No / Aprobación de Bonos, No	223	34	188	1
Total Votes Cast	479	72	403	4

PROPOSITION 413 - Amphitheater Unified School District No. 10

Vote For 1

	TOTAL	Polls	Early Provisional	S
Budget Override Continuation, Yes / Continuación del Aumento al Presupuesto, Sí	249	42	204	3
Budget Override Continuation, No / Continuación del Aumento al Presupuesto, No	233	32	200	1
Total Votes Cast	482	74	404	4

Summary Results Report
 General Election
 November 5, 2024

OFFICIAL RESULTS
 Summary of Votes Cast
 County of Pima

Precinct 033

Statistics	TOTAL	Polls	Early Provisionals	
Registered Voters - Total	2,572			
Ballots Cast - Total	2,137	312	1,803	22
Ballots Cast - Blank	28	10	18	0
Voter Turnout - Total	83.09%			

Presidential Electors

Vote For 1	TOTAL	Polls	Early Provisionals	
HARRIS, KAMALA D.	1,414	144	1,252	18
TRUMP, DONALD J.	680	163	513	4
OLIVER, CHASE	13	2	11	0
STEIN, JILL	13	1	12	0
Write-In Totals	9	1	8	0
Write-In: Ayyadurai / Ellis	0	0	0	0
Write-In: Boddie / Stoneham	0	0	0	0
Write-In: De la Cruz / Garcia	0	0	0	0
Write-In: Shelton / Serra	0	0	0	0
Write-In: Skousen / Combs	0	0	0	0
Not Assigned	9	1	8	0
Total Votes Cast	2,129	311	1,796	22

U.S. Senator

Vote For 1	TOTAL	Polls	Early Provisionals	
GALLEGO, RUBEN	1,442	162	1,263	17
LAKE, KARI	600	136	461	3
QUINTANA, EDUARDO	50	7	41	2
Write-In Totals	6	1	5	0
Write-In: Williams, Sarah	1	0	1	0
Write-In: Beckett, Christopher	0	0	0	0
Write-In: Sanders, Steven Cavin	0	0	0	0
Write-In: Bozic, David	0	0	0	0
Write-In: Petty, Shawn	0	0	0	0
Write-In: Rodriguez, Benjamin	0	0	0	0
Write-In: Prosser, Jannie "Jannie"	0	0	0	0
Not Assigned	5	1	4	0
Total Votes Cast	2,098	306	1,770	22

U.S. Representative in Congress District 7

Vote For 1	TOTAL	Polls	Early Provisionals	
GRIJALVA, RAÚL M.	1,353	147	1,189	17
BUTIEREZ SR., DANIEL FRANCIS	697	151	543	3
Write-In Totals	6	1	5	0
Not Assigned	6	1	5	0
Total Votes Cast	2,056	299	1,737	20

Precinct 033

State Senator District 20

Vote For 1

	TOTAL	Polls	Early Provisional	S
GONZALES, SALLY ANN	1,540	209	1,314	17
Write-In Totals	48	10	38	0
Not Assigned	48	10	38	0
Total Votes Cast	1,588	219	1,352	17

State Representative Dist. 20

Vote For 2

	TOTAL	Polls	Early Provisional	S
HERNANDEZ, ALMA	1,330	169	1,146	15
VILLEGAS, BETTY	1,142	107	1,025	10
Write-In Totals	69	12	57	0
Not Assigned	69	12	57	0
Total Votes Cast	2,541	288	2,228	25

Corporation Commissioner

Vote For 3

	TOTAL	Polls	Early Provisional	S
AGUILAR, YLENIA	1,180	110	1,061	9
HILL, JONATHON	1,133	85	1,040	8
POLACHECK, JOSHUA	1,082	86	989	7
LOPEZ, RENE	566	112	449	5
MARQUEZ PETERSON, LEA	589	106	479	4
WALDEN, RACHEL	571	112	456	3
CEASE, MIKE	86	16	70	0
LUXENBERG, NINA	78	9	67	2
Write-In Totals	6	3	3	0
Write-In: Bertone, Frank	0	0	0	0
Not Assigned	6	3	3	0
Total Votes Cast	5,291	639	4,614	38

Board of Supervisors District 5

Vote For 1

	TOTAL	Polls	Early Provisional	S
GRIJALVA, ADELITA	1,265	137	1,113	15
ROMERO, VAL	691	141	547	3
Write-In Totals	10	1	9	0
Not Assigned	10	1	9	0
Total Votes Cast	1,966	279	1,669	18

Precinct 033

County Assessor

Vote For 1

	TOTAL	Polls	Early Provisional	S
DROUBIE, SUZANNE	1,548	207	1,322	19
Write-In Totals	37	8	29	0
Not Assigned	37	8	29	0
Total Votes Cast	1,585	215	1,351	19

County Attorney

Vote For 1

	TOTAL	Polls	Early Provisional	S
CONOVER, LAURA	1,352	157	1,180	15
DRUAN, HOWARD	379	81	292	6
Write-In Totals	29	5	24	0
Not Assigned	29	5	24	0
Total Votes Cast	1,760	243	1,496	21

County Recorder

Vote For 1

	TOTAL	Polls	Early Provisional	S
CÁZARES-KELLY, GABRIELLA	1,348	140	1,192	16
CAMPBELL-GONZALEZ, DOMINIC	624	146	474	4
Write-In Totals	6	2	4	0
Not Assigned	6	2	4	0
Total Votes Cast	1,978	288	1,670	20

County Sheriff

Vote For 1

	TOTAL	Polls	Early Provisional	S
NANOS, CHRIS	1,111	126	971	14
LAPPIN, HEATHER	881	166	708	7
Write-In Totals	12	1	11	0
Write-In: Di Genova, Trista	0	0	0	0
Not Assigned	12	1	11	0
Total Votes Cast	2,004	293	1,690	21

County Superintendent of Schools

Vote For 1

	TOTAL	Polls	Early Provisional	S
WILLIAMS, DUSTIN	1,522	199	1,304	19
Write-In Totals	44	11	33	0
Not Assigned	44	11	33	0
Total Votes Cast	1,566	210	1,337	19

Precinct 033

County Treasurer

Vote For 1

	TOTAL	Polls	Early Provisional	S
JOHNSON, BRIAN	1,235	128	1,092	15
ACKERLEY, CHRIS	745	155	584	6
Write-In Totals	4	1	3	0
Not Assigned	4	1	3	0
Total Votes Cast	1,984	284	1,679	21

Justice of the Peace Precinct 4

Vote For 1

	TOTAL	Polls	Early Provisional	S
PESQUIERA, CHARLENE	1,527	208	1,302	17
Write-In Totals	40	8	32	0
Not Assigned	40	8	32	0
Total Votes Cast	1,567	216	1,334	17

Constable Precinct 4

Vote For 1

	TOTAL	Polls	Early Provisional	S
ETHRIDGE-NIELSEN, TRACY	1,504	201	1,288	15
Write-In Totals	37	6	31	0
Not Assigned	37	6	31	0
Total Votes Cast	1,541	207	1,319	15

KING, KATHRYN H.

Vote For 1

	TOTAL	Polls	Early Provisional	S
Yes / Si	819	146	665	8
No	878	87	783	8
Total Votes Cast	1,697	233	1,448	16

BOLICK, CLINT

Vote For 1

	TOTAL	Polls	Early Provisional	S
Yes / Si	794	143	645	6
No	890	87	795	8
Total Votes Cast	1,684	230	1,440	14

ECKERSTROM, PETER J.

Vote For 1

	TOTAL	Polls	Early Provisional	S
Yes / Si	1,204	142	1,055	7
No	370	78	286	6
Total Votes Cast	1,574	220	1,341	13

Precinct 033

STARING, CHRISTOPHER P.

Vote For 1		TOTAL	Polls	Early Provisional	S
Yes / Si		1,106	148	951	7
No		434	70	359	5
Total Votes Cast		1,540	218	1,310	12

GRIFFIN, BRENDEN J.

Vote For 1		TOTAL	Polls	Early Provisional	S
Yes / Si		1,110	137	968	5
No		397	73	317	7
Total Votes Cast		1,507	210	1,285	12

LEE, KENNETH

Vote For 1		TOTAL	Polls	Early Provisional	S
Yes / Si		1,132	133	994	5
No		379	76	296	7
Total Votes Cast		1,511	209	1,290	12

BRYSON, KYLE A.

Vote For 1		TOTAL	Polls	Early Provisional	S
Yes / Si		1,129	132	993	4
No		384	74	302	8
Total Votes Cast		1,513	206	1,295	12

COHEN, GARY J.

Vote For 1		TOTAL	Polls	Early Provisional	S
Yes / Si		1,116	137	975	4
No		393	71	314	8
Total Votes Cast		1,509	208	1,289	12

GORDON, RICHARD E.

Vote For 1		TOTAL	Polls	Early Provisional	S
Yes / Si		1,140	140	996	4
No		368	69	291	8
Total Votes Cast		1,508	209	1,287	12

Precinct 033

BUTLER, MICHAEL J.

Vote For 1

	TOTAL	Polls	Early Provisional	S
Yes / Si	1,136	135	996	5
No	365	72	286	7
Total Votes Cast	1,501	207	1,282	12

YEHLING, WAYNE E.

Vote For 1

	TOTAL	Polls	Early Provisional	S
Yes / Si	1,115	133	978	4
No	382	74	300	8
Total Votes Cast	1,497	207	1,278	12

CONSTANT, DANIELLE J.K.

Vote For 1

	TOTAL	Polls	Early Provisional	S
Yes / Si	1,106	145	956	5
No	399	66	326	7
Total Votes Cast	1,505	211	1,282	12

METCALF, D. DOUGLAS

Vote For 1

	TOTAL	Polls	Early Provisional	S
Yes / Si	1,110	136	970	4
No	388	73	307	8
Total Votes Cast	1,498	209	1,277	12

MCGINLEY, CASEY F.

Vote For 1

	TOTAL	Polls	Early Provisional	S
Yes / Si	1,130	146	980	4
No	363	64	292	7
Total Votes Cast	1,493	210	1,272	11

SAKALL, GREG

Vote For 1

	TOTAL	Polls	Early Provisional	S
Yes / Si	1,093	136	953	4
No	408	73	328	7
Total Votes Cast	1,501	209	1,281	11

Precinct 033

WAGENER, JOAN L.

	TOTAL	Polls	Early Provisional	S
Vote For 1				
Yes / Si	1,129	138	986	5
No	371	71	294	6
Total Votes Cast	1,500	209	1,280	11

JOHNSON, KELLIE L.

	TOTAL	Polls	Early Provisional	S
Vote For 1				
Yes / Si	928	131	793	4
No	594	79	507	8
Total Votes Cast	1,522	210	1,300	12

ORTIZ, KIMBERLY H.

	TOTAL	Polls	Early Provisional	S
Vote For 1				
Yes / Si	1,169	147	1,017	5
No	329	58	265	6
Total Votes Cast	1,498	205	1,282	11

MCDONALD, SCOTT DAVID

	TOTAL	Polls	Early Provisional	S
Vote For 1				
Yes / Si	1,078	134	940	4
No	416	76	333	7
Total Votes Cast	1,494	210	1,273	11

ABRAMS, LISA ILKA

	TOTAL	Polls	Early Provisional	S
Vote For 1				
Yes / Si	1,163	144	1,015	4
No	343	64	272	7
Total Votes Cast	1,506	208	1,287	11

Governing Board - Tucson Unified School District (TUSD) No. 1

	TOTAL	Polls	Early Provisional	S
Vote For 3				
ACOSTA RUIZ, PILAR	652	95	550	7
FLORES, ESTEBAN	544	95	445	4
LUNA ROSE, NATALIE	1,006	93	905	8
SHAH, RAVI	834	68	763	3
SHAW, SADIE	943	88	847	8
Write-In Totals	35	10	25	0
Not Assigned	35	10	25	0
Total Votes Cast	4,014	449	3,535	30

Precinct 033

Board of Governors - Pima Community College Dist. 5

Vote For 1

	TOTAL	Polls	Early Provisional	S
GONZALES, LUIS LOPEZ	499	85	412	2
MORALES, KARLA	1,005	119	876	10
Write-In Totals	16	3	13	0
Not Assigned	16	3	13	0
Total Votes Cast	1,520	207	1,301	12

PROPOSITION 133

Vote For 1

	TOTAL	Polls	Early Provisional	S
Yes / Si	636	119	510	7
No	1,296	148	1,137	11
Total Votes Cast	1,932	267	1,647	18

PROPOSITION 134

Vote For 1

	TOTAL	Polls	Early Provisional	S
Yes / Si	579	120	453	6
No	1,348	146	1,190	12
Total Votes Cast	1,927	266	1,643	18

PROPOSITION 135

Vote For 1

	TOTAL	Polls	Early Provisional	S
Yes / Si	671	133	533	5
No	1,234	133	1,088	13
Total Votes Cast	1,905	266	1,621	18

PROPOSITION 136

Vote For 1

	TOTAL	Polls	Early Provisional	S
Yes / Si	501	104	392	5
No	1,399	159	1,229	11
Total Votes Cast	1,900	263	1,621	16

PROPOSITION 137

Vote For 1

	TOTAL	Polls	Early Provisional	S
Yes / Si	336	67	265	4
No	1,563	199	1,349	15
Total Votes Cast	1,899	266	1,614	19

Precinct 033

PROPOSITION 138

Vote For 1

	TOTAL	Polls	Early Provisional	S
Yes / Si	375	66	306	3
No	1,591	214	1,361	16
Total Votes Cast	1,966	280	1,667	19

PROPOSITION 139

Vote For 1

	TOTAL	Polls	Early Provisional	S
Yes / Si	1,570	203	1,351	16
No	489	94	392	3
Total Votes Cast	2,059	297	1,743	19

PROPOSITION 140

Vote For 1

	TOTAL	Polls	Early Provisional	S
Yes / Si	936	146	785	5
No	1,083	139	931	13
Total Votes Cast	2,019	285	1,716	18

PROPOSITION 311

Vote For 1

	TOTAL	Polls	Early Provisional	S
Yes / Si	1,146	194	944	8
No	860	85	764	11
Total Votes Cast	2,006	279	1,708	19

PROPOSITION 312

Vote For 1

	TOTAL	Polls	Early Provisional	S
Yes / Si	1,007	185	815	7
No	982	91	880	11
Total Votes Cast	1,989	276	1,695	18

PROPOSITION 313

Vote For 1

	TOTAL	Polls	Early Provisional	S
Yes / Si	999	186	798	15
No	923	83	836	4
Total Votes Cast	1,922	269	1,634	19

Precinct 033

PROPOSITION 314

Vote For 1

	TOTAL	Polls	Early Provisional	S
Yes / Si	887	170	709	8
No	1,030	98	921	11
Total Votes Cast	1,917	268	1,630	19

PROPOSITION 315

Vote For 1

	TOTAL	Polls	Early Provisional	S
Yes / Si	641	124	511	6
No	1,220	125	1,084	11
Total Votes Cast	1,861	249	1,595	17

Summary Results Report
 General Election
 November 5, 2024

OFFICIAL RESULTS
 Summary of Votes Cast
 County of Pima

Precinct 034

Statistics	TOTAL	Polls	Early Provisionals	
Registered Voters - Total	1,561			
Ballots Cast - Total	1,037	172	846	19
Ballots Cast - Blank	28	8	20	0
Voter Turnout - Total	66.43%			

Presidential Electors

Vote For 1	TOTAL	Polls	Early Provisionals	
HARRIS, KAMALA D.	584	72	500	12
TRUMP, DONALD J.	434	93	334	7
OLIVER, CHASE	3	2	1	0
STEIN, JILL	7	2	5	0
Write-In Totals	4	1	3	0
Write-In: Ayyadurai / Ellis	0	0	0	0
Write-In: Boddie / Stoneham	0	0	0	0
Write-In: De la Cruz / Garcia	1	0	1	0
Write-In: Shelton / Serra	0	0	0	0
Write-In: Skousen / Combs	0	0	0	0
Not Assigned	3	1	2	0
Total Votes Cast	1,032	170	843	19

U.S. Senator

Vote For 1	TOTAL	Polls	Early Provisionals	
GALLEGO, RUBEN	600	80	507	13
LAKE, KARI	369	83	282	4
QUINTANA, EDUARDO	33	6	26	1
Write-In Totals	2	0	2	0
Write-In: Williams, Sarah	0	0	0	0
Write-In: Beckett, Christopher	0	0	0	0
Write-In: Sanders, Steven Cavin	0	0	0	0
Write-In: Bozic, David	0	0	0	0
Write-In: Petty, Shawn	0	0	0	0
Write-In: Rodriguez, Benjamin	0	0	0	0
Write-In: Prosser, Jannie "Jannie"	0	0	0	0
Not Assigned	2	0	2	0
Total Votes Cast	1,004	169	817	18

U.S. Representative in Congress District 7

Vote For 1	TOTAL	Polls	Early Provisionals	
GRIJALVA, RAÚL M.	587	80	497	10
BUTIEREZ SR., DANIEL FRANCIS	395	86	302	7
Write-In Totals	3	0	3	0
Not Assigned	3	0	3	0
Total Votes Cast	985	166	802	17

Precinct 034

State Senator District 20

Vote For 1

	TOTAL	Polls	Early Provisional	s
GONZALES, SALLY ANN	713	109	589	15
Write-In Totals	40	8	32	0
Not Assigned	40	8	32	0
Total Votes Cast	753	117	621	15

State Representative Dist. 20

Vote For 2

	TOTAL	Polls	Early Provisional	s
HERNANDEZ, ALMA	600	84	503	13
VILLEGAS, BETTY	499	59	433	7
Write-In Totals	48	9	39	0
Not Assigned	48	9	39	0
Total Votes Cast	1,147	152	975	20

Corporation Commissioner

Vote For 3

	TOTAL	Polls	Early Provisional	s
AGUILAR, YLENIA	483	53	423	7
HILL, JONATHON	450	42	401	7
POLACHECK, JOSHUA	451	45	400	6
LOPEZ, RENE	305	67	233	5
MARQUEZ PETERSON, LEA	287	59	226	2
WALDEN, RACHEL	332	72	253	7
CEASE, MIKE	42	7	34	1
LUXENBERG, NINA	40	7	30	3
Write-In Totals	10	4	6	0
Write-In: Bertone, Frank	0	0	0	0
Not Assigned	10	4	6	0
Total Votes Cast	2,400	356	2,006	38

Board of Supervisors District 3

Vote For 1

	TOTAL	Polls	Early Provisional	s
ALLEN, JENNIFER "JEN"	532	65	459	8
WITTENBRAKER, JANET "JL"	385	82	296	7
BAH, IMAN-UTOPIA LAYJOU	49	12	34	3
Write-In Totals	5	1	4	0
Not Assigned	5	1	4	0
Total Votes Cast	971	160	793	18

Precinct 034

County Assessor

Vote For 1

	TOTAL	Polls	Early Provisional	S
DROUBIE, SUZANNE	726	109	600	17
Write-In Totals	28	5	23	0
Not Assigned	28	5	23	0
Total Votes Cast	754	114	623	17

County Attorney

Vote For 1

	TOTAL	Polls	Early Provisional	S
CONOVER, LAURA	607	80	512	15
DRUAN, HOWARD	193	45	146	2
Write-In Totals	17	4	13	0
Not Assigned	17	4	13	0
Total Votes Cast	817	129	671	17

County Recorder

Vote For 1

	TOTAL	Polls	Early Provisional	S
CÁZARES-KELLY, GABRIELLA	577	68	497	12
CAMPBELL-GONZALEZ, DOMINIC	372	88	277	7
Write-In Totals	4	1	3	0
Not Assigned	4	1	3	0
Total Votes Cast	953	157	777	19

County Sheriff

Vote For 1

	TOTAL	Polls	Early Provisional	S
NANOS, CHRIS	532	77	448	7
LAPPIN, HEATHER	437	82	343	12
Write-In Totals	9	2	7	0
Write-In: Di Genova, Trista	0	0	0	0
Not Assigned	9	2	7	0
Total Votes Cast	978	161	798	19

County Superintendent of Schools

Vote For 1

	TOTAL	Polls	Early Provisional	S
WILLIAMS, DUSTIN	725	110	599	16
Write-In Totals	29	4	25	0
Not Assigned	29	4	25	0
Total Votes Cast	754	114	624	16

Precinct 034

County Treasurer

Vote For 1

	TOTAL	Polls	Early Provisional	S
JOHNSON, BRIAN	547	66	472	9
ACKERLEY, CHRIS	421	91	320	10
Write-In Totals	3	1	2	0
Not Assigned	3	1	2	0
Total Votes Cast	971	158	794	19

Justice of the Peace Precinct 6

Vote For 1

	TOTAL	Polls	Early Provisional	S
BALL, ALEXANDER	729	113	605	11
Write-In Totals	30	5	25	0
Not Assigned	30	5	25	0
Total Votes Cast	759	118	630	11

Constable Precinct 6

Vote For 1

	TOTAL	Polls	Early Provisional	S
BERNAL, BENNETT L.	714	106	597	11
Write-In Totals	35	8	27	0
Not Assigned	35	8	27	0
Total Votes Cast	749	114	624	11

KING, KATHRYN H.

Vote For 1

	TOTAL	Polls	Early Provisional	S
Yes / Si	514	79	422	13
No	323	50	268	5
Total Votes Cast	837	129	690	18

BOLICK, CLINT

Vote For 1

	TOTAL	Polls	Early Provisional	S
Yes / Si	464	66	386	12
No	353	54	293	6
Total Votes Cast	817	120	679	18

ECKERSTROM, PETER J.

Vote For 1

	TOTAL	Polls	Early Provisional	S
Yes / Si	575	79	482	14
No	223	47	174	2
Total Votes Cast	798	126	656	16

Precinct 034

STARING, CHRISTOPHER P.

Vote For 1

	TOTAL	Polls	Early Provisional	S
Yes / Si	547	76	460	11
No	234	44	187	3
Total Votes Cast	781	120	647	14

GRIFFIN, BRENDEN J.

Vote For 1

	TOTAL	Polls	Early Provisional	S
Yes / Si	569	78	476	15
No	208	39	167	2
Total Votes Cast	777	117	643	17

LEE, KENNETH

Vote For 1

	TOTAL	Polls	Early Provisional	S
Yes / Si	568	72	483	13
No	210	44	162	4
Total Votes Cast	778	116	645	17

BRYSON, KYLE A.

Vote For 1

	TOTAL	Polls	Early Provisional	S
Yes / Si	554	74	466	14
No	218	40	175	3
Total Votes Cast	772	114	641	17

COHEN, GARY J.

Vote For 1

	TOTAL	Polls	Early Provisional	S
Yes / Si	546	72	459	15
No	227	43	182	2
Total Votes Cast	773	115	641	17

GORDON, RICHARD E.

Vote For 1

	TOTAL	Polls	Early Provisional	S
Yes / Si	559	74	470	15
No	208	41	165	2
Total Votes Cast	767	115	635	17

Precinct 034

BUTLER, MICHAEL J.

Vote For 1

	TOTAL	Polls	Early Provisional	S
Yes / Si	559	72	472	15
No	212	41	169	2
Total Votes Cast	771	113	641	17

YEHLING, WAYNE E.

Vote For 1

	TOTAL	Polls	Early Provisional	S
Yes / Si	550	77	460	13
No	218	39	175	4
Total Votes Cast	768	116	635	17

CONSTANT, DANIELLE J.K.

Vote For 1

	TOTAL	Polls	Early Provisional	S
Yes / Si	546	75	456	15
No	222	39	181	2
Total Votes Cast	768	114	637	17

METCALF, D. DOUGLAS

Vote For 1

	TOTAL	Polls	Early Provisional	S
Yes / Si	545	76	458	11
No	220	38	176	6
Total Votes Cast	765	114	634	17

MCGINLEY, CASEY F.

Vote For 1

	TOTAL	Polls	Early Provisional	S
Yes / Si	555	71	470	14
No	209	44	162	3
Total Votes Cast	764	115	632	17

SAKALL, GREG

Vote For 1

	TOTAL	Polls	Early Provisional	S
Yes / Si	541	71	460	10
No	230	44	179	7
Total Votes Cast	771	115	639	17

Precinct 034

WAGENER, JOAN L.

Vote For 1

	TOTAL	Polls	Early Provisional	S
Yes / Si	543	74	456	13
No	222	40	178	4
Total Votes Cast	765	114	634	17

JOHNSON, KELLIE L.

Vote For 1

	TOTAL	Polls	Early Provisional	S
Yes / Si	540	76	452	12
No	237	40	192	5
Total Votes Cast	777	116	644	17

ORTIZ, KIMBERLY H.

Vote For 1

	TOTAL	Polls	Early Provisional	S
Yes / Si	562	73	477	12
No	207	42	160	5
Total Votes Cast	769	115	637	17

MCDONALD, SCOTT DAVID

Vote For 1

	TOTAL	Polls	Early Provisional	S
Yes / Si	550	73	465	12
No	215	43	167	5
Total Votes Cast	765	116	632	17

ABRAMS, LISA ILKA

Vote For 1

	TOTAL	Polls	Early Provisional	S
Yes / Si	557	74	470	13
No	212	40	168	4
Total Votes Cast	769	114	638	17

Governing Board - Flowing Wells Unified School District No. 8

Vote For 3

	TOTAL	Polls	Early Provisional	S
DAILY, KEVIN	310	42	263	5
DELGADO JR., JOSEPH	258	36	216	6
EFFING, WENDY J.	283	25	252	6
MILLER, STEPHANIE	444	61	375	8
Write-In Totals	15	5	10	0
Not Assigned	15	5	10	0
Total Votes Cast	1,310	169	1,116	25

Precinct 034

Board of Governors - Pima Community College Dist. 3

Vote For 1

	TOTAL	Polls	Early Provisional	S
GARCIA, MARIA DE LA LUZ	328	62	257	9
RANDALL, KRISTEN	449	59	382	8
Write-In Totals	12	3	9	0
Not Assigned	12	3	9	0
Total Votes Cast	789	124	648	17

PROPOSITION 133

Vote For 1

	TOTAL	Polls	Early Provisional	S
Yes / Si	332	60	265	7
No	569	87	470	12
Total Votes Cast	901	147	735	19

PROPOSITION 134

Vote For 1

	TOTAL	Polls	Early Provisional	S
Yes / Si	321	54	259	8
No	570	92	467	11
Total Votes Cast	891	146	726	19

PROPOSITION 135

Vote For 1

	TOTAL	Polls	Early Provisional	S
Yes / Si	339	62	267	10
No	538	80	449	9
Total Votes Cast	877	142	716	19

PROPOSITION 136

Vote For 1

	TOTAL	Polls	Early Provisional	S
Yes / Si	288	47	234	7
No	591	94	486	11
Total Votes Cast	879	141	720	18

PROPOSITION 137

Vote For 1

	TOTAL	Polls	Early Provisional	S
Yes / Si	186	30	150	6
No	692	110	570	12
Total Votes Cast	878	140	720	18

Precinct 034

PROPOSITION 138

Vote For 1

	TOTAL	Polls	Early Provisional	S
Yes / Si	148	22	124	2
No	760	128	615	17
Total Votes Cast	908	150	739	19

PROPOSITION 139

Vote For 1

	TOTAL	Polls	Early Provisional	S
Yes / Si	693	97	584	12
No	280	62	211	7
Total Votes Cast	973	159	795	19

PROPOSITION 140

Vote For 1

	TOTAL	Polls	Early Provisional	S
Yes / Si	469	74	383	12
No	476	77	392	7
Total Votes Cast	945	151	775	19

PROPOSITION 311

Vote For 1

	TOTAL	Polls	Early Provisional	S
Yes / Si	583	101	469	13
No	369	56	307	6
Total Votes Cast	952	157	776	19

PROPOSITION 312

Vote For 1

	TOTAL	Polls	Early Provisional	S
Yes / Si	511	91	412	8
No	428	64	353	11
Total Votes Cast	939	155	765	19

PROPOSITION 313

Vote For 1

	TOTAL	Polls	Early Provisional	S
Yes / Si	563	109	444	10
No	368	44	316	8
Total Votes Cast	931	153	760	18

Precinct 034

PROPOSITION 314

Vote For 1

	TOTAL	Polls	Early Provisional	S
Yes / Sí	514	92	413	9
No	404	60	335	9
Total Votes Cast	918	152	748	18

PROPOSITION 315

Vote For 1

	TOTAL	Polls	Early Provisional	S
Yes / Sí	332	59	268	5
No	560	87	460	13
Total Votes Cast	892	146	728	18

PROPOSITION 412 - Amphitheater Unified School District No. 10

Vote For 1

	TOTAL	Polls	Early Provisional	S
Bond Approval, Yes / Aprobación de Bonos, Sí	137	22	113	2
Bond Approval, No / Aprobación de Bonos, No	113	18	94	1
Total Votes Cast	250	40	207	3

PROPOSITION 413 - Amphitheater Unified School District No. 10

Vote For 1

	TOTAL	Polls	Early Provisional	S
Budget Override Continuation, Yes / Continuación del Aumento al Presupuesto, Sí	139	16	122	1
Budget Override Continuation, No / Continuación del Aumento al Presupuesto, No	114	23	89	2
Total Votes Cast	253	39	211	3

Summary Results Report
 General Election
 November 5, 2024

OFFICIAL RESULTS
 Summary of Votes Cast
 County of Pima

Precinct 035

Statistics	TOTAL	Polls	Early Provisional	s
Registered Voters - Total	396			
Ballots Cast - Total	352	53	298	1
Ballots Cast - Blank	2	0	2	0
Voter Turnout - Total	88.89%			

Presidential Electors

Vote For 1	TOTAL	Polls	Early Provisional	s
HARRIS, KAMALA D.	159	17	142	0
TRUMP, DONALD J.	188	35	152	1
OLIVER, CHASE	2	1	1	0
STEIN, JILL	1	0	1	0
Write-In Totals	1	0	1	0
Write-In: Ayyadurai / Ellis	0	0	0	0
Write-In: Boddie / Stoneham	0	0	0	0
Write-In: De la Cruz / Garcia	0	0	0	0
Write-In: Shelton / Serra	0	0	0	0
Write-In: Skousen / Combs	0	0	0	0
Not Assigned	1	0	1	0
Total Votes Cast	351	53	297	1

U.S. Senator

Vote For 1	TOTAL	Polls	Early Provisional	s
GALLEGO, RUBEN	164	16	148	0
LAKE, KARI	178	36	141	1
QUINTANA, EDUARDO	2	1	1	0
Write-In Totals	0	0	0	0
Write-In: Williams, Sarah	0	0	0	0
Write-In: Beckett, Christopher	0	0	0	0
Write-In: Sanders, Steven Cavin	0	0	0	0
Write-In: Bozic, David	0	0	0	0
Write-In: Petty, Shawn	0	0	0	0
Write-In: Rodriguez, Benjamin	0	0	0	0
Write-In: Prosser, Jannie "Jannie"	0	0	0	0
Not Assigned	0	0	0	0
Total Votes Cast	344	53	290	1

Summary Results Report
 General Election
 November 5, 2024

OFFICIAL RESULTS
 Summary of Votes Cast
 County of Pima

Precinct 035

U.S. Representative in Congress District 6

Vote For 1

	TOTAL	Polls	Early Provisional	S
ENGEL, KIRSTEN	154	15	139	0
CISCOMANI, JUAN	187	37	149	1
EASTWOOD, ATHENA	3	1	2	0
Write-In Totals	1	0	1	0
Write-In: Pozzolo, Luis	0	0	0	0
Not Assigned	1	0	1	0
Total Votes Cast	345	53	291	1

State Senator District 16

Vote For 1

	TOTAL	Polls	Early Provisional	S
SEAMAN, STACEY	146	14	132	0
SHOPE JR., THOMAS "T.J."	189	39	150	0
Write-In Totals	0	0	0	0
Not Assigned	0	0	0	0
Total Votes Cast	335	53	282	0

State Representative Dist. 16

Vote For 2

	TOTAL	Polls	Early Provisional	S
SEAMAN, KEITH	153	15	138	0
LOPEZ, CHRIS	165	38	127	0
MARTINEZ, TERESA	164	32	132	0
Write-In Totals	3	0	3	0
Not Assigned	3	0	3	0
Total Votes Cast	485	85	400	0

Corporation Commissioner

Vote For 3

	TOTAL	Polls	Early Provisional	S
AGUILAR, YLENIA	136	15	121	0
HILL, JONATHON	137	12	125	0
POLACHECK, JOSHUA	133	12	121	0
LOPEZ, RENE	157	33	124	0
MARQUEZ PETERSON, LEA	157	32	124	1
WALDEN, RACHEL	171	32	139	0
CEASE, MIKE	8	4	4	0
LUXENBERG, NINA	5	4	1	0
Write-In Totals	0	0	0	0
Write-In: Bertone, Frank	0	0	0	0
Not Assigned	0	0	0	0
Total Votes Cast	904	144	759	1

Precinct 035

Board of Supervisors District 3

Vote For 1

	TOTAL	Polls	Early Provisional	S
ALLEN, JENNIFER "JEN"	137	13	124	0
WITTENBRAKER, JANET "JL"	182	36	146	0
BAH, IMAN-UTOPIA LAYJOU	10	4	6	0
Write-In Totals	0	0	0	0
Not Assigned	0	0	0	0
Total Votes Cast	329	53	276	0

County Assessor

Vote For 1

	TOTAL	Polls	Early Provisional	S
DROUBIE, SUZANNE	185	26	159	0
Write-In Totals	13	7	6	0
Not Assigned	13	7	6	0
Total Votes Cast	198	33	165	0

County Attorney

Vote For 1

	TOTAL	Polls	Early Provisional	S
CONOVER, LAURA	163	19	144	0
DRUAN, HOWARD	65	18	46	1
Write-In Totals	8	0	8	0
Not Assigned	8	0	8	0
Total Votes Cast	236	37	198	1

County Recorder

Vote For 1

	TOTAL	Polls	Early Provisional	S
CÁZARES-KELLY, GABRIELLA	154	13	141	0
CAMPBELL-GONZALEZ, DOMINIC	170	38	131	1
Write-In Totals	0	0	0	0
Not Assigned	0	0	0	0
Total Votes Cast	324	51	272	1

County Sheriff

Vote For 1

	TOTAL	Polls	Early Provisional	S
NANOS, CHRIS	123	12	110	1
LAPPIN, HEATHER	213	41	172	0
Write-In Totals	0	0	0	0
Write-In: Di Genova, Trista	0	0	0	0
Not Assigned	0	0	0	0
Total Votes Cast	336	53	282	1

Precinct 035

County Superintendent of Schools

Vote For 1

	TOTAL	Polls	Early Provisional	S
WILLIAMS, DUSTIN	184	27	157	0
Write-In Totals	13	5	8	0
Not Assigned	13	5	8	0
Total Votes Cast	197	32	165	0

County Treasurer

Vote For 1

	TOTAL	Polls	Early Provisional	S
JOHNSON, BRIAN	134	14	120	0
ACKERLEY, CHRIS	191	38	152	1
Write-In Totals	0	0	0	0
Not Assigned	0	0	0	0
Total Votes Cast	325	52	272	1

Justice of the Peace Precinct 4

Vote For 1

	TOTAL	Polls	Early Provisional	S
PESQUIERA, CHARLENE	177	26	151	0
Write-In Totals	14	5	9	0
Not Assigned	14	5	9	0
Total Votes Cast	191	31	160	0

Constable Precinct 4

Vote For 1

	TOTAL	Polls	Early Provisional	S
ETHRIDGE-NIELSEN, TRACY	179	25	154	0
Write-In Totals	15	6	9	0
Not Assigned	15	6	9	0
Total Votes Cast	194	31	163	0

KING, KATHRYN H.

Vote For 1

	TOTAL	Polls	Early Provisional	S
Yes / Si	150	21	128	1
No	118	16	102	0
Total Votes Cast	268	37	230	1

BOLICK, CLINT

Vote For 1

	TOTAL	Polls	Early Provisional	S
Yes / Si	151	24	126	1
No	118	12	106	0
Total Votes Cast	269	36	232	1

Precinct 035

ECKERSTROM, PETER J.

Vote For 1

	TOTAL	Polls	Early Provisional	S
Yes / Si	184	24	159	1
No	61	13	48	0
Total Votes Cast	245	37	207	1

STARING, CHRISTOPHER P.

Vote For 1

	TOTAL	Polls	Early Provisional	S
Yes / Si	184	25	158	1
No	61	10	51	0
Total Votes Cast	245	35	209	1

GRIFFIN, BRENDEN J.

Vote For 1

	TOTAL	Polls	Early Provisional	S
Yes / Si	191	27	163	1
No	42	11	31	0
Total Votes Cast	233	38	194	1

LEE, KENNETH

Vote For 1

	TOTAL	Polls	Early Provisional	S
Yes / Si	185	25	159	1
No	48	13	35	0
Total Votes Cast	233	38	194	1

BRYSON, KYLE A.

Vote For 1

	TOTAL	Polls	Early Provisional	S
Yes / Si	190	27	162	1
No	44	12	32	0
Total Votes Cast	234	39	194	1

COHEN, GARY J.

Vote For 1

	TOTAL	Polls	Early Provisional	S
Yes / Si	188	25	162	1
No	44	13	31	0
Total Votes Cast	232	38	193	1

Precinct 035

GORDON, RICHARD E.

Vote For 1

	TOTAL	Polls	Early Provisional	S
Yes / Si	189	26	162	1
No	48	12	36	0
Total Votes Cast	237	38	198	1

BUTLER, MICHAEL J.

Vote For 1

	TOTAL	Polls	Early Provisional	S
Yes / Si	186	27	158	1
No	46	11	35	0
Total Votes Cast	232	38	193	1

YEHLING, WAYNE E.

Vote For 1

	TOTAL	Polls	Early Provisional	S
Yes / Si	186	25	160	1
No	47	13	34	0
Total Votes Cast	233	38	194	1

CONSTANT, DANIELLE J.K.

Vote For 1

	TOTAL	Polls	Early Provisional	S
Yes / Si	181	24	156	1
No	52	14	38	0
Total Votes Cast	233	38	194	1

METCALF, D. DOUGLAS

Vote For 1

	TOTAL	Polls	Early Provisional	S
Yes / Si	184	27	156	1
No	48	11	37	0
Total Votes Cast	232	38	193	1

MCGINLEY, CASEY F.

Vote For 1

	TOTAL	Polls	Early Provisional	S
Yes / Si	182	25	156	1
No	52	13	39	0
Total Votes Cast	234	38	195	1

Precinct 035

SAKALL, GREG

Vote For 1

	TOTAL	Polls	Early Provisional	S
Yes / Si	183	24	158	1
No	51	14	37	0
Total Votes Cast	234	38	195	1

WAGENER, JOAN L.

Vote For 1

	TOTAL	Polls	Early Provisional	S
Yes / Si	183	24	158	1
No	49	14	35	0
Total Votes Cast	232	38	193	1

JOHNSON, KELLIE L.

Vote For 1

	TOTAL	Polls	Early Provisional	S
Yes / Si	157	24	132	1
No	77	14	63	0
Total Votes Cast	234	38	195	1

ORTIZ, KIMBERLY H.

Vote For 1

	TOTAL	Polls	Early Provisional	S
Yes / Si	184	27	156	1
No	49	11	38	0
Total Votes Cast	233	38	194	1

MCDONALD, SCOTT DAVID

Vote For 1

	TOTAL	Polls	Early Provisional	S
Yes / Si	177	24	152	1
No	56	14	42	0
Total Votes Cast	233	38	194	1

ABRAMS, LISA ILKA

Vote For 1

	TOTAL	Polls	Early Provisional	S
Yes / Si	186	26	159	1
No	47	12	35	0
Total Votes Cast	233	38	194	1

Precinct 035

Governing Board - Marana Unified School District No. 6

	TOTAL	Polls	Early Provisional	S
ALEXANDER, ROY	138	26	112	0
HOLT, HUNTER D.	105	17	88	0
RAYMOND, CATHIE	121	13	108	0
ROBERTS, MIKAIL	105	21	84	0
WILLARD, DAVID	125	27	98	0
Write-In Totals	3	1	2	0
Not Assigned	3	1	2	0
Total Votes Cast	597	105	492	0

Governing Board - Flowing Wells Unified School District No. 8

	TOTAL	Polls	Early Provisional	S
DAILY, KEVIN	0	0	0	0
DELGADO JR., JOSEPH	0	0	0	0
EFFING, WENDY J.	0	0	0	0
MILLER, STEPHANIE	0	0	0	0
Write-In Totals	0	0	0	0
Not Assigned	0	0	0	0
Total Votes Cast	0	0	0	0

Board of Governors - Pima Community College Dist. 3

	TOTAL	Polls	Early Provisional	S
GARCIA, MARIA DE LA LUZ	94	14	80	0
RANDALL, KRISTEN	108	19	89	0
Write-In Totals	2	1	1	0
Not Assigned	2	1	1	0
Total Votes Cast	204	34	170	0

PROPOSITION 133

	TOTAL	Polls	Early Provisional	S
Yes / Si	136	31	104	1
No	183	22	161	0
Total Votes Cast	319	53	265	1

PROPOSITION 134

	TOTAL	Polls	Early Provisional	S
Yes / Si	133	32	101	0
No	184	19	164	1
Total Votes Cast	317	51	265	1

Precinct 035

PROPOSITION 135

Vote For 1				
	TOTAL	Polls	Early Provisional	S
Yes / Si	155	34	121	0
No	161	17	143	1
Total Votes Cast	316	51	264	1

PROPOSITION 136

Vote For 1				
	TOTAL	Polls	Early Provisional	S
Yes / Si	133	31	102	0
No	185	21	163	1
Total Votes Cast	318	52	265	1

PROPOSITION 137

Vote For 1				
	TOTAL	Polls	Early Provisional	S
Yes / Si	80	16	64	0
No	232	37	194	1
Total Votes Cast	312	53	258	1

PROPOSITION 138

Vote For 1				
	TOTAL	Polls	Early Provisional	S
Yes / Si	83	20	63	0
No	236	33	202	1
Total Votes Cast	319	53	265	1

PROPOSITION 139

Vote For 1				
	TOTAL	Polls	Early Provisional	S
Yes / Si	202	15	186	1
No	138	37	101	0
Total Votes Cast	340	52	287	1

PROPOSITION 140

Vote For 1				
	TOTAL	Polls	Early Provisional	S
Yes / Si	116	16	99	1
No	209	36	173	0
Total Votes Cast	325	52	272	1

Precinct 035

PROPOSITION 311

Vote For 1

	TOTAL	Polls	Early Provisional	S
Yes / Sí	218	38	179	1
No	114	15	99	0
Total Votes Cast	332	53	278	1

PROPOSITION 312

Vote For 1

	TOTAL	Polls	Early Provisional	S
Yes / Sí	191	39	151	1
No	132	14	118	0
Total Votes Cast	323	53	269	1

PROPOSITION 313

Vote For 1

	TOTAL	Polls	Early Provisional	S
Yes / Sí	176	33	142	1
No	144	18	126	0
Total Votes Cast	320	51	268	1

PROPOSITION 314

Vote For 1

	TOTAL	Polls	Early Provisional	S
Yes / Sí	197	38	158	1
No	123	12	111	0
Total Votes Cast	320	50	269	1

PROPOSITION 315

Vote For 1

	TOTAL	Polls	Early Provisional	S
Yes / Sí	154	30	123	1
No	154	18	136	0
Total Votes Cast	308	48	259	1

PROPOSITION 411 - Marana Unified School District No. 6

Vote For 1

	TOTAL	Polls	Early Provisional	S
Budget Increase, Yes / Aumento al Presupuesto, Sí	128	22	106	0
Budget Increase, No / Aumento al Presupuesto, No	180	27	153	0
Total Votes Cast	308	49	259	0

Summary Results Report
 General Election
 November 5, 2024

OFFICIAL RESULTS
 Summary of Votes Cast
 County of Pima

Precinct 036

Statistics	TOTAL	Polls	Early Provisional	s
Registered Voters - Total	4,571			
Ballots Cast - Total	2,660	506	2,120	34
Ballots Cast - Blank	49	13	36	0
Voter Turnout - Total	58.19%			

Presidential Electors

Vote For 1	TOTAL	Polls	Early Provisional	s
HARRIS, KAMALA D.	1,580	225	1,332	23
TRUMP, DONALD J.	1,015	268	738	9
OLIVER, CHASE	8	3	4	1
STEIN, JILL	33	5	27	1
Write-In Totals	6	1	5	0
Write-In: Ayyadurai / Ellis	0	0	0	0
Write-In: Boddie / Stoneham	0	0	0	0
Write-In: De la Cruz / Garcia	3	0	3	0
Write-In: Shelton / Serra	0	0	0	0
Write-In: Skousen / Combs	0	0	0	0
Not Assigned	3	1	2	0
Total Votes Cast	2,642	502	2,106	34

U.S. Senator

Vote For 1	TOTAL	Polls	Early Provisional	s
GALLEGO, RUBEN	1,571	237	1,313	21
LAKE, KARI	868	218	641	9
QUINTANA, EDUARDO	133	34	96	3
Write-In Totals	5	2	3	0
Write-In: Williams, Sarah	0	0	0	0
Write-In: Beckett, Christopher	0	0	0	0
Write-In: Sanders, Steven Cavin	0	0	0	0
Write-In: Bozic, David	0	0	0	0
Write-In: Petty, Shawn	0	0	0	0
Write-In: Rodriguez, Benjamin	0	0	0	0
Write-In: Prosser, Jannie "Jannie"	0	0	0	0
Not Assigned	5	2	3	0
Total Votes Cast	2,577	491	2,053	33

U.S. Representative in Congress District 7

Vote For 1	TOTAL	Polls	Early Provisional	s
GRIJALVA, RAÚL M.	1,558	249	1,285	24
BUTIEREZ SR., DANIEL FRANCIS	957	228	723	6
Write-In Totals	8	2	6	0
Not Assigned	8	2	6	0
Total Votes Cast	2,523	479	2,014	30

Summary Results Report
 General Election
 November 5, 2024

OFFICIAL RESULTS
 Summary of Votes Cast
 County of Pima

Precinct 036

State Senator District 20

Vote For 1

	TOTAL	Polls	Early Provisional	S
GONZALES, SALLY ANN	1,850	318	1,510	22
Write-In Totals	110	26	84	0
Not Assigned	110	26	84	0
Total Votes Cast	1,960	344	1,594	22

State Representative Dist. 20

Vote For 2

	TOTAL	Polls	Early Provisional	S
HERNANDEZ, ALMA	1,351	208	1,126	17
VILLEGAS, BETTY	1,408	204	1,196	8
Write-In Totals	139	32	107	0
Not Assigned	139	32	107	0
Total Votes Cast	2,898	444	2,429	25

Corporation Commissioner

Vote For 3

	TOTAL	Polls	Early Provisional	S
AGUILAR, YLENIA	1,284	180	1,085	19
HILL, JONATHON	1,197	137	1,047	13
POLACHECK, JOSHUA	1,124	127	984	13
LOPEZ, RENE	718	156	557	5
MARQUEZ PETERSON, LEA	703	135	563	5
WALDEN, RACHEL	754	167	582	5
CEASE, MIKE	113	19	92	2
LUXENBERG, NINA	134	25	107	2
Write-In Totals	4	4	0	0
Write-In: Bertone, Frank	0	0	0	0
Not Assigned	4	4	0	0
Total Votes Cast	6,031	950	5,017	64

Board of Supervisors District 3

Vote For 1

	TOTAL	Polls	Early Provisional	S
ALLEN, JENNIFER "JEN"	1,436	213	1,204	19
WITTENBRAKER, JANET "JL"	892	217	669	6
BAH, IMAN-UTOPIA LAYJOU	150	33	114	3
Write-In Totals	3	1	2	0
Not Assigned	3	1	2	0
Total Votes Cast	2,481	464	1,989	28

Precinct 036

County Assessor

Vote For 1

	TOTAL	Polls	Early Provisional	S
DROUBIE, SUZANNE	1,847	303	1,518	26
Write-In Totals	84	25	59	0
Not Assigned	84	25	59	0
Total Votes Cast	1,931	328	1,577	26

County Attorney

Vote For 1

	TOTAL	Polls	Early Provisional	S
CONOVER, LAURA	1,575	243	1,308	24
DRUAN, HOWARD	468	115	348	5
Write-In Totals	55	16	39	0
Not Assigned	55	16	39	0
Total Votes Cast	2,098	374	1,695	29

County Recorder

Vote For 1

	TOTAL	Polls	Early Provisional	S
CÁZARES-KELLY, GABRIELLA	1,543	220	1,298	25
CAMPBELL-GONZALEZ, DOMINIC	888	226	655	7
Write-In Totals	8	2	6	0
Not Assigned	8	2	6	0
Total Votes Cast	2,439	448	1,959	32

County Sheriff

Vote For 1

	TOTAL	Polls	Early Provisional	S
NANOS, CHRIS	1,418	222	1,171	25
LAPPIN, HEATHER	1,051	240	805	6
Write-In Totals	14	3	11	0
Write-In: Di Genova, Trista	1	0	1	0
Not Assigned	13	3	10	0
Total Votes Cast	2,483	465	1,987	31

County Superintendent of Schools

Vote For 1

	TOTAL	Polls	Early Provisional	S
WILLIAMS, DUSTIN	1,837	306	1,507	24
Write-In Totals	74	20	53	1
Not Assigned	74	20	53	1
Total Votes Cast	1,911	326	1,560	25

Precinct 036

County Treasurer

Vote For 1

	TOTAL	Polls	Early Provisional	S
JOHNSON, BRIAN	1,472	207	1,241	24
ACKERLEY, CHRIS	974	241	726	7
Write-In Totals	9	2	7	0
Not Assigned	9	2	7	0
Total Votes Cast	2,455	450	1,974	31

Justice of the Peace Precinct 4

Vote For 1

	TOTAL	Polls	Early Provisional	S
PESQUIERA, CHARLENE	1,836	306	1,512	18
Write-In Totals	83	20	62	1
Not Assigned	83	20	62	1
Total Votes Cast	1,919	326	1,574	19

Constable Precinct 4

Vote For 1

	TOTAL	Polls	Early Provisional	S
ETHRIDGE-NIELSEN, TRACY	1,804	298	1,487	19
Write-In Totals	86	26	60	0
Not Assigned	86	26	60	0
Total Votes Cast	1,890	324	1,547	19

KING, KATHRYN H.

Vote For 1

	TOTAL	Polls	Early Provisional	S
Yes / Si	1,226	233	982	11
No	920	146	762	12
Total Votes Cast	2,146	379	1,744	23

BOLICK, CLINT

Vote For 1

	TOTAL	Polls	Early Provisional	S
Yes / Si	1,108	209	889	10
No	995	158	824	13
Total Votes Cast	2,103	367	1,713	23

ECKERSTROM, PETER J.

Vote For 1

	TOTAL	Polls	Early Provisional	S
Yes / Si	1,425	237	1,174	14
No	597	129	459	9
Total Votes Cast	2,022	366	1,633	23

Precinct 036

STARING, CHRISTOPHER P.

Vote For 1		TOTAL	Polls	Early Provisional	S
Yes / Si		1,353	224	1,116	13
No		631	129	493	9
Total Votes Cast		1,984	353	1,609	22

GRIFFIN, BRENDEN J.

Vote For 1		TOTAL	Polls	Early Provisional	S
Yes / Si		1,411	230	1,165	16
No		600	131	461	8
Total Votes Cast		2,011	361	1,626	24

LEE, KENNETH

Vote For 1		TOTAL	Polls	Early Provisional	S
Yes / Si		1,385	230	1,138	17
No		611	129	475	7
Total Votes Cast		1,996	359	1,613	24

BRYSON, KYLE A.

Vote For 1		TOTAL	Polls	Early Provisional	S
Yes / Si		1,375	220	1,140	15
No		605	138	458	9
Total Votes Cast		1,980	358	1,598	24

COHEN, GARY J.

Vote For 1		TOTAL	Polls	Early Provisional	S
Yes / Si		1,380	223	1,141	16
No		614	135	471	8
Total Votes Cast		1,994	358	1,612	24

GORDON, RICHARD E.

Vote For 1		TOTAL	Polls	Early Provisional	S
Yes / Si		1,395	228	1,151	16
No		585	130	447	8
Total Votes Cast		1,980	358	1,598	24

Precinct 036

BUTLER, MICHAEL J.

Vote For 1

	TOTAL	Polls	Early Provisional	S
Yes / Si	1,382	224	1,143	15
No	600	132	459	9
Total Votes Cast	1,982	356	1,602	24

YEHLING, WAYNE E.

Vote For 1

	TOTAL	Polls	Early Provisional	S
Yes / Si	1,321	213	1,093	15
No	665	142	514	9
Total Votes Cast	1,986	355	1,607	24

CONSTANT, DANIELLE J.K.

Vote For 1

	TOTAL	Polls	Early Provisional	S
Yes / Si	1,369	230	1,121	18
No	619	126	487	6
Total Votes Cast	1,988	356	1,608	24

METCALF, D. DOUGLAS

Vote For 1

	TOTAL	Polls	Early Provisional	S
Yes / Si	1,365	227	1,122	16
No	623	131	484	8
Total Votes Cast	1,988	358	1,606	24

MCGINLEY, CASEY F.

Vote For 1

	TOTAL	Polls	Early Provisional	S
Yes / Si	1,409	229	1,163	17
No	576	128	441	7
Total Votes Cast	1,985	357	1,604	24

SAKALL, GREG

Vote For 1

	TOTAL	Polls	Early Provisional	S
Yes / Si	1,349	222	1,114	13
No	645	136	498	11
Total Votes Cast	1,994	358	1,612	24

Precinct 036

WAGENER, JOAN L.

Vote For 1

	TOTAL	Polls	Early Provisional	S
Yes / Si	1,371	223	1,131	17
No	614	131	476	7
Total Votes Cast	1,985	354	1,607	24

JOHNSON, KELLIE L.

Vote For 1

	TOTAL	Polls	Early Provisional	S
Yes / Si	1,302	224	1,065	13
No	700	132	556	12
Total Votes Cast	2,002	356	1,621	25

ORTIZ, KIMBERLY H.

Vote For 1

	TOTAL	Polls	Early Provisional	S
Yes / Si	1,431	241	1,171	19
No	556	112	439	5
Total Votes Cast	1,987	353	1,610	24

MCDONALD, SCOTT DAVID

Vote For 1

	TOTAL	Polls	Early Provisional	S
Yes / Si	1,344	231	1,100	13
No	640	128	501	11
Total Votes Cast	1,984	359	1,601	24

ABRAMS, LISA ILKA

Vote For 1

	TOTAL	Polls	Early Provisional	S
Yes / Si	1,411	229	1,164	18
No	569	126	437	6
Total Votes Cast	1,980	355	1,601	24

Governing Board - Flowing Wells Unified School District No. 8

Vote For 3

	TOTAL	Polls	Early Provisional	S
DAILY, KEVIN	548	86	458	4
DELGADO JR., JOSEPH	564	95	464	5
EFFING, WENDY J.	611	73	534	4
MILLER, STEPHANIE	710	107	594	9
Write-In Totals	28	5	23	0
Not Assigned	28	5	23	0
Total Votes Cast	2,461	366	2,073	22

Precinct 036

Board of Governors - Pima Community College Dist. 3

Vote For 1

	TOTAL	Polls	Early Provisional	S
GARCIA, MARIA DE LA LUZ	947	204	735	8
RANDALL, KRISTEN	1,039	158	869	12
Write-In Totals	29	6	23	0
Not Assigned	29	6	23	0
Total Votes Cast	2,015	368	1,627	20

PROPOSITION 133

Vote For 1

	TOTAL	Polls	Early Provisional	S
Yes / Si	905	192	696	17
No	1,387	233	1,141	13
Total Votes Cast	2,292	425	1,837	30

PROPOSITION 134

Vote For 1

	TOTAL	Polls	Early Provisional	S
Yes / Si	831	175	646	10
No	1,462	248	1,194	20
Total Votes Cast	2,293	423	1,840	30

PROPOSITION 135

Vote For 1

	TOTAL	Polls	Early Provisional	S
Yes / Si	935	215	708	12
No	1,325	202	1,105	18
Total Votes Cast	2,260	417	1,813	30

PROPOSITION 136

Vote For 1

	TOTAL	Polls	Early Provisional	S
Yes / Si	715	174	533	8
No	1,532	236	1,275	21
Total Votes Cast	2,247	410	1,808	29

PROPOSITION 137

Vote For 1

	TOTAL	Polls	Early Provisional	S
Yes / Si	514	137	370	7
No	1,745	277	1,446	22
Total Votes Cast	2,259	414	1,816	29

Precinct 036

PROPOSITION 138

Vote For 1

	TOTAL	Polls	Early Provisional	S
Yes / Si	466	113	348	5
No	1,905	333	1,546	26
Total Votes Cast	2,371	446	1,894	31

PROPOSITION 139

Vote For 1

	TOTAL	Polls	Early Provisional	S
Yes / Si	1,799	304	1,469	26
No	713	167	539	7
Total Votes Cast	2,512	471	2,008	33

PROPOSITION 140

Vote For 1

	TOTAL	Polls	Early Provisional	S
Yes / Si	1,239	247	975	17
No	1,192	203	976	13
Total Votes Cast	2,431	450	1,951	30

PROPOSITION 311

Vote For 1

	TOTAL	Polls	Early Provisional	S
Yes / Si	1,500	290	1,191	19
No	944	164	768	12
Total Votes Cast	2,444	454	1,959	31

PROPOSITION 312

Vote For 1

	TOTAL	Polls	Early Provisional	S
Yes / Si	1,371	276	1,078	17
No	1,044	166	864	14
Total Votes Cast	2,415	442	1,942	31

PROPOSITION 313

Vote For 1

	TOTAL	Polls	Early Provisional	S
Yes / Si	1,427	291	1,117	19
No	925	140	775	10
Total Votes Cast	2,352	431	1,892	29

Precinct 036

PROPOSITION 314

Vote For 1

	TOTAL	Polls	Early Provisional	S
Yes / Sí	1,284	252	1,017	15
No	1,052	164	875	13
Total Votes Cast	2,336	416	1,892	28

PROPOSITION 315

Vote For 1

	TOTAL	Polls	Early Provisional	S
Yes / Sí	897	191	695	11
No	1,340	204	1,119	17
Total Votes Cast	2,237	395	1,814	28

PROPOSITION 412 - Amphitheater Unified School District No. 10

Vote For 1

	TOTAL	Polls	Early Provisional	S
Bond Approval, Yes / Aprobación de Bonos, Sí	576	99	474	3
Bond Approval, No / Aprobación de Bonos, No	444	90	352	2
Total Votes Cast	1,020	189	826	5

PROPOSITION 413 - Amphitheater Unified School District No. 10

Vote For 1

	TOTAL	Polls	Early Provisional	S
Budget Override Continuation, Yes / Continuación del Aumento al Presupuesto, Sí	605	111	491	3
Budget Override Continuation, No / Continuación del Aumento al Presupuesto, No	425	84	339	2
Total Votes Cast	1,030	195	830	5

Summary Results Report
 General Election
 November 5, 2024

OFFICIAL RESULTS
 Summary of Votes Cast
 County of Pima

Precinct 037

Statistics	TOTAL	Polls	Early Provisional	s
Registered Voters - Total	1,482			
Ballots Cast - Total	915	188	716	11
Ballots Cast - Blank	23	11	11	1
Voter Turnout - Total	61.74%			

Presidential Electors

Vote For 1	TOTAL	Polls	Early Provisional	s
HARRIS, KAMALA D.	666	118	544	4
TRUMP, DONALD J.	227	65	155	7
OLIVER, CHASE	3	0	3	0
STEIN, JILL	8	3	5	0
Write-In Totals	1	0	1	0
Write-In: Ayyadurai / Ellis	0	0	0	0
Write-In: Boddie / Stoneham	0	0	0	0
Write-In: De la Cruz / Garcia	1	0	1	0
Write-In: Shelton / Serra	0	0	0	0
Write-In: Skousen / Combs	0	0	0	0
Not Assigned	0	0	0	0
Total Votes Cast	905	186	708	11

U.S. Senator

Vote For 1	TOTAL	Polls	Early Provisional	s
GALLEGO, RUBEN	673	120	549	4
LAKE, KARI	188	53	128	7
QUINTANA, EDUARDO	33	6	27	0
Write-In Totals	0	0	0	0
Write-In: Williams, Sarah	0	0	0	0
Write-In: Beckett, Christopher	0	0	0	0
Write-In: Sanders, Steven Cavin	0	0	0	0
Write-In: Bozic, David	0	0	0	0
Write-In: Petty, Shawn	0	0	0	0
Write-In: Rodriguez, Benjamin	0	0	0	0
Write-In: Prosser, Jannie "Jannie"	0	0	0	0
Not Assigned	0	0	0	0
Total Votes Cast	894	179	704	11

U.S. Representative in Congress District 7

Vote For 1	TOTAL	Polls	Early Provisional	s
GRIJALVA, RAÚL M.	672	123	546	3
BUTIEREZ SR., DANIEL FRANCIS	207	54	147	6
Write-In Totals	3	0	3	0
Not Assigned	3	0	3	0
Total Votes Cast	882	177	696	9

Precinct 037

State Senator District 20

Vote For 1

	TOTAL	Polls	Early Provisional	S
GONZALES, SALLY ANN	735	134	595	6
Write-In Totals	16	6	9	1
Not Assigned	16	6	9	1
Total Votes Cast	751	140	604	7

State Representative Dist. 20

Vote For 2

	TOTAL	Polls	Early Provisional	S
HERNANDEZ, ALMA	539	91	448	0
VILLEGAS, BETTY	585	86	493	6
Write-In Totals	18	6	10	2
Not Assigned	18	6	10	2
Total Votes Cast	1,142	183	951	8

Corporation Commissioner

Vote For 3

	TOTAL	Polls	Early Provisional	S
AGUILAR, YLENIA	589	95	491	3
HILL, JONATHON	507	71	434	2
POLACHECK, JOSHUA	476	61	413	2
LOPEZ, RENE	175	34	138	3
MARQUEZ PETERSON, LEA	158	38	117	3
WALDEN, RACHEL	149	30	116	3
CEASE, MIKE	40	10	30	0
LUXENBERG, NINA	31	3	28	0
Write-In Totals	0	0	0	0
Write-In: Bertone, Frank	0	0	0	0
Not Assigned	0	0	0	0
Total Votes Cast	2,125	342	1,767	16

Board of Supervisors District 5

Vote For 1

	TOTAL	Polls	Early Provisional	S
GRIJALVA, ADELITA	650	114	532	4
ROMERO, VAL	184	47	134	3
Write-In Totals	1	0	1	0
Not Assigned	1	0	1	0
Total Votes Cast	835	161	667	7

Precinct 037

County Assessor

Vote For 1

	TOTAL	Polls	Early Provisional	S
DROUBIE, SUZANNE	723	128	589	6
Write-In Totals	8	3	4	1
Not Assigned	8	3	4	1
Total Votes Cast	731	131	593	7

County Attorney

Vote For 1

	TOTAL	Polls	Early Provisional	S
CONOVER, LAURA	654	110	540	4
DRUAN, HOWARD	130	35	91	4
Write-In Totals	4	1	3	0
Not Assigned	4	1	3	0
Total Votes Cast	788	146	634	8

County Recorder

Vote For 1

	TOTAL	Polls	Early Provisional	S
CÁZARES-KELLY, GABRIELLA	650	113	533	4
CAMPBELL-GONZALEZ, DOMINIC	194	50	140	4
Write-In Totals	1	0	1	0
Not Assigned	1	0	1	0
Total Votes Cast	845	163	674	8

County Sheriff

Vote For 1

	TOTAL	Polls	Early Provisional	S
NANOS, CHRIS	578	102	473	3
LAPPIN, HEATHER	273	64	203	6
Write-In Totals	3	0	3	0
Write-In: Di Genova, Trista	0	0	0	0
Not Assigned	3	0	3	0
Total Votes Cast	854	166	679	9

County Superintendent of Schools

Vote For 1

	TOTAL	Polls	Early Provisional	S
WILLIAMS, DUSTIN	720	134	579	7
Write-In Totals	16	4	11	1
Not Assigned	16	4	11	1
Total Votes Cast	736	138	590	8

Precinct 037

County Treasurer

Vote For 1

	TOTAL	Polls	Early Provisional	S
JOHNSON, BRIAN	630	113	513	4
ACKERLEY, CHRIS	216	50	161	5
Write-In Totals	1	0	1	0
Not Assigned	1	0	1	0
Total Votes Cast	847	163	675	9

Justice of the Peace Precinct 4

Vote For 1

	TOTAL	Polls	Early Provisional	S
PESQUIERA, CHARLENE	731	133	592	6
Write-In Totals	10	3	6	1
Not Assigned	10	3	6	1
Total Votes Cast	741	136	598	7

Constable Precinct 4

Vote For 1

	TOTAL	Polls	Early Provisional	S
ETHRIDGE-NIELSEN, TRACY	712	131	575	6
Write-In Totals	12	4	7	1
Not Assigned	12	4	7	1
Total Votes Cast	724	135	582	7

KING, KATHRYN H.

Vote For 1

	TOTAL	Polls	Early Provisional	S
Yes / Si	428	90	333	5
No	336	50	284	2
Total Votes Cast	764	140	617	7

BOLICK, CLINT

Vote For 1

	TOTAL	Polls	Early Provisional	S
Yes / Si	396	73	318	5
No	347	55	290	2
Total Votes Cast	743	128	608	7

ECKERSTROM, PETER J.

Vote For 1

	TOTAL	Polls	Early Provisional	S
Yes / Si	540	85	451	4
No	183	47	133	3
Total Votes Cast	723	132	584	7

Precinct 037

STARING, CHRISTOPHER P.

Vote For 1

	TOTAL	Polls	Early Provisional	S
Yes / Si	511	87	419	5
No	198	43	153	2
Total Votes Cast	709	130	572	7

GRIFFIN, BRENDEN J.

Vote For 1

	TOTAL	Polls	Early Provisional	S
Yes / Si	511	84	421	6
No	199	52	145	2
Total Votes Cast	710	136	566	8

LEE, KENNETH

Vote For 1

	TOTAL	Polls	Early Provisional	S
Yes / Si	526	88	433	5
No	174	45	127	2
Total Votes Cast	700	133	560	7

BRYSON, KYLE A.

Vote For 1

	TOTAL	Polls	Early Provisional	S
Yes / Si	516	87	425	4
No	178	43	132	3
Total Votes Cast	694	130	557	7

COHEN, GARY J.

Vote For 1

	TOTAL	Polls	Early Provisional	S
Yes / Si	502	84	414	4
No	196	49	144	3
Total Votes Cast	698	133	558	7

GORDON, RICHARD E.

Vote For 1

	TOTAL	Polls	Early Provisional	S
Yes / Si	516	86	426	4
No	189	49	137	3
Total Votes Cast	705	135	563	7

Precinct 037

BUTLER, MICHAEL J.

Vote For 1

	TOTAL	Polls	Early Provisional	S
Yes / Si	506	78	423	5
No	193	55	136	2
Total Votes Cast	699	133	559	7

YEHLING, WAYNE E.

Vote For 1

	TOTAL	Polls	Early Provisional	S
Yes / Si	501	81	416	4
No	201	52	146	3
Total Votes Cast	702	133	562	7

CONSTANT, DANIELLE J.K.

Vote For 1

	TOTAL	Polls	Early Provisional	S
Yes / Si	512	84	423	5
No	193	49	142	2
Total Votes Cast	705	133	565	7

METCALF, D. DOUGLAS

Vote For 1

	TOTAL	Polls	Early Provisional	S
Yes / Si	508	82	422	4
No	194	51	140	3
Total Votes Cast	702	133	562	7

MCGINLEY, CASEY F.

Vote For 1

	TOTAL	Polls	Early Provisional	S
Yes / Si	507	84	418	5
No	192	49	141	2
Total Votes Cast	699	133	559	7

SAKALL, GREG

Vote For 1

	TOTAL	Polls	Early Provisional	S
Yes / Si	493	83	406	4
No	204	51	150	3
Total Votes Cast	697	134	556	7

Precinct 037

WAGENER, JOAN L.

Vote For 1

	TOTAL	Polls	Early Provisional	S
Yes / Si	511	88	419	4
No	190	46	141	3
Total Votes Cast	701	134	560	7

JOHNSON, KELLIE L.

Vote For 1

	TOTAL	Polls	Early Provisional	S
Yes / Si	457	87	366	4
No	250	46	201	3
Total Votes Cast	707	133	567	7

ORTIZ, KIMBERLY H.

Vote For 1

	TOTAL	Polls	Early Provisional	S
Yes / Si	531	90	436	5
No	173	41	130	2
Total Votes Cast	704	131	566	7

MCDONALD, SCOTT DAVID

Vote For 1

	TOTAL	Polls	Early Provisional	S
Yes / Si	504	83	416	5
No	196	50	144	2
Total Votes Cast	700	133	560	7

ABRAMS, LISA ILKA

Vote For 1

	TOTAL	Polls	Early Provisional	S
Yes / Si	523	89	430	4
No	183	43	137	3
Total Votes Cast	706	132	567	7

Governing Board - Tucson Unified School District (TUSD) No. 1

Vote For 3

	TOTAL	Polls	Early Provisional	S
ACOSTA RUIZ, PILAR	408	64	341	3
FLORES, ESTEBAN	311	61	244	6
LUNA ROSE, NATALIE	477	72	402	3
SHAH, RAVI	237	28	207	2
SHAW, SADIE	307	40	267	0
Write-In Totals	0	0	0	0
Not Assigned	0	0	0	0
Total Votes Cast	1,740	265	1,461	14

Precinct 037

Board of Governors - Pima Community College Dist. 5

Vote For 1

	TOTAL	Polls	Early Provisional	S
GONZALES, LUIS LOPEZ	329	61	263	5
MORALES, KARLA	385	74	310	1
Write-In Totals	1	0	0	1
Not Assigned	1	0	0	1
Total Votes Cast	715	135	573	7

PROPOSITION 133

Vote For 1

	TOTAL	Polls	Early Provisional	S
Yes / Si	238	53	182	3
No	561	102	456	3
Total Votes Cast	799	155	638	6

PROPOSITION 134

Vote For 1

	TOTAL	Polls	Early Provisional	S
Yes / Si	228	63	162	3
No	569	91	475	3
Total Votes Cast	797	154	637	6

PROPOSITION 135

Vote For 1

	TOTAL	Polls	Early Provisional	S
Yes / Si	261	68	190	3
No	527	84	440	3
Total Votes Cast	788	152	630	6

PROPOSITION 136

Vote For 1

	TOTAL	Polls	Early Provisional	S
Yes / Si	192	50	141	1
No	594	97	492	5
Total Votes Cast	786	147	633	6

PROPOSITION 137

Vote For 1

	TOTAL	Polls	Early Provisional	S
Yes / Si	150	36	112	2
No	622	111	507	4
Total Votes Cast	772	147	619	6

Precinct 037

PROPOSITION 138

Vote For 1

	TOTAL	Polls	Early Provisional	S
Yes / Si	138	39	96	3
No	672	117	552	3
Total Votes Cast	810	156	648	6

PROPOSITION 139

Vote For 1

	TOTAL	Polls	Early Provisional	S
Yes / Si	674	123	546	5
No	187	51	131	5
Total Votes Cast	861	174	677	10

PROPOSITION 140

Vote For 1

	TOTAL	Polls	Early Provisional	S
Yes / Si	387	83	299	5
No	454	81	369	4
Total Votes Cast	841	164	668	9

PROPOSITION 311

Vote For 1

	TOTAL	Polls	Early Provisional	S
Yes / Si	451	107	337	7
No	393	60	332	1
Total Votes Cast	844	167	669	8

PROPOSITION 312

Vote For 1

	TOTAL	Polls	Early Provisional	S
Yes / Si	394	83	304	7
No	442	80	361	1
Total Votes Cast	836	163	665	8

PROPOSITION 313

Vote For 1

	TOTAL	Polls	Early Provisional	S
Yes / Si	428	99	325	4
No	361	57	302	2
Total Votes Cast	789	156	627	6

Precinct 037

PROPOSITION 314

Vote For 1

	TOTAL	Polls	Early Provisional	S
Yes / Si	314	72	238	4
No	469	83	384	2
Total Votes Cast	783	155	622	6

PROPOSITION 315

Vote For 1

	TOTAL	Polls	Early Provisional	S
Yes / Si	249	56	191	2
No	518	91	423	4
Total Votes Cast	767	147	614	6

Summary Results Report
 General Election
 November 5, 2024

OFFICIAL RESULTS
 Summary of Votes Cast
 County of Pima

Precinct 038

Statistics	TOTAL	Polls	Early Provisional	s
Registered Voters - Total	2,283			
Ballots Cast - Total	1,513	220	1,281	12
Ballots Cast - Blank	34	8	26	0
Voter Turnout - Total	66.27%			

Presidential Electors

Vote For 1	TOTAL	Polls	Early Provisional	s
HARRIS, KAMALA D.	970	108	854	8
TRUMP, DONALD J.	499	100	395	4
OLIVER, CHASE	7	1	6	0
STEIN, JILL	23	6	17	0
Write-In Totals	6	2	4	0
Write-In: Ayyadurai / Ellis	0	0	0	0
Write-In: Boddie / Stoneham	0	0	0	0
Write-In: De la Cruz / Garcia	0	0	0	0
Write-In: Shelton / Serra	0	0	0	0
Write-In: Skousen / Combs	0	0	0	0
Not Assigned	6	2	4	0
Total Votes Cast	1,505	217	1,276	12

U.S. Senator

Vote For 1	TOTAL	Polls	Early Provisional	s
GALLEGO, RUBEN	969	114	846	9
LAKE, KARI	439	89	347	3
QUINTANA, EDUARDO	60	9	51	0
Write-In Totals	2	0	2	0
Write-In: Williams, Sarah	0	0	0	0
Write-In: Beckett, Christopher	0	0	0	0
Write-In: Sanders, Steven Cavin	0	0	0	0
Write-In: Bozic, David	0	0	0	0
Write-In: Petty, Shawn	0	0	0	0
Write-In: Rodriguez, Benjamin	0	0	0	0
Write-In: Prosser, Jannie "Jannie"	0	0	0	0
Not Assigned	2	0	2	0
Total Votes Cast	1,470	212	1,246	12

U.S. Representative in Congress District 7

Vote For 1	TOTAL	Polls	Early Provisional	s
GRIJALVA, RAÚL M.	945	111	827	7
BUTIEREZ SR., DANIEL FRANCIS	482	95	383	4
Write-In Totals	4	1	3	0
Not Assigned	4	1	3	0
Total Votes Cast	1,431	207	1,213	11

Precinct 038

State Senator District 20

Vote For 1

	TOTAL	Polls	Early Provisional	S
GONZALES, SALLY ANN	1,105	151	948	6
Write-In Totals	35	10	25	0
Not Assigned	35	10	25	0
Total Votes Cast	1,140	161	973	6

State Representative Dist. 20

Vote For 2

	TOTAL	Polls	Early Provisional	S
HERNANDEZ, ALMA	902	112	785	5
VILLEGAS, BETTY	786	93	690	3
Write-In Totals	46	18	28	0
Not Assigned	46	18	28	0
Total Votes Cast	1,734	223	1,503	8

Corporation Commissioner

Vote For 3

	TOTAL	Polls	Early Provisional	S
AGUILAR, YLENIA	832	81	746	5
HILL, JONATHON	747	70	672	5
POLACHECK, JOSHUA	704	70	630	4
LOPEZ, RENE	389	76	310	3
MARQUEZ PETERSON, LEA	347	54	292	1
WALDEN, RACHEL	370	69	299	2
CEASE, MIKE	50	6	43	1
LUXENBERG, NINA	78	11	67	0
Write-In Totals	0	0	0	0
Write-In: Bertone, Frank	0	0	0	0
Not Assigned	0	0	0	0
Total Votes Cast	3,517	437	3,059	21

Board of Supervisors District 3

Vote For 1

	TOTAL	Polls	Early Provisional	S
ALLEN, JENNIFER "JEN"	889	100	783	6
WITTENBRAKER, JANET "JL"	454	92	359	3
BAH, IMAN-UTOPIA LAYJOU	61	9	51	1
Write-In Totals	1	0	1	0
Not Assigned	1	0	1	0
Total Votes Cast	1,405	201	1,194	10

Precinct 038

County Assessor

Vote For 1

	TOTAL	Polls	Early Provisional	S
DROUBIE, SUZANNE	1,076	143	926	7
Write-In Totals	37	12	25	0
Not Assigned	37	12	25	0
Total Votes Cast	1,113	155	951	7

County Attorney

Vote For 1

	TOTAL	Polls	Early Provisional	S
CONOVER, LAURA	945	110	828	7
DRUAN, HOWARD	247	54	190	3
Write-In Totals	21	5	16	0
Not Assigned	21	5	16	0
Total Votes Cast	1,213	169	1,034	10

County Recorder

Vote For 1

	TOTAL	Polls	Early Provisional	S
CÁZARES-KELLY, GABRIELLA	961	112	843	6
CAMPBELL-GONZALEZ, DOMINIC	430	86	340	4
Write-In Totals	1	1	0	0
Not Assigned	1	1	0	0
Total Votes Cast	1,392	199	1,183	10

County Sheriff

Vote For 1

	TOTAL	Polls	Early Provisional	S
NANOS, CHRIS	839	98	732	9
LAPPIN, HEATHER	565	109	454	2
Write-In Totals	4	0	4	0
Write-In: Di Genova, Trista	0	0	0	0
Not Assigned	4	0	4	0
Total Votes Cast	1,408	207	1,190	11

County Superintendent of Schools

Vote For 1

	TOTAL	Polls	Early Provisional	S
WILLIAMS, DUSTIN	1,086	147	931	8
Write-In Totals	31	9	22	0
Not Assigned	31	9	22	0
Total Votes Cast	1,117	156	953	8

Precinct 038

County Treasurer

Vote For 1

	TOTAL	Polls	Early Provisional	S
JOHNSON, BRIAN	905	102	797	6
ACKERLEY, CHRIS	490	98	388	4
Write-In Totals	3	2	1	0
Not Assigned	3	2	1	0
Total Votes Cast	1,398	202	1,186	10

Justice of the Peace Precinct 6

Vote For 1

	TOTAL	Polls	Early Provisional	S
BALL, ALEXANDER	1,081	146	929	6
Write-In Totals	34	14	20	0
Not Assigned	34	14	20	0
Total Votes Cast	1,115	160	949	6

Constable Precinct 6

Vote For 1

	TOTAL	Polls	Early Provisional	S
BERNAL, BENNETT L.	1,079	145	928	6
Write-In Totals	30	11	19	0
Not Assigned	30	11	19	0
Total Votes Cast	1,109	156	947	6

KING, KATHRYN H.

Vote For 1

	TOTAL	Polls	Early Provisional	S
Yes / Si	652	100	549	3
No	574	78	490	6
Total Votes Cast	1,226	178	1,039	9

BOLICK, CLINT

Vote For 1

	TOTAL	Polls	Early Provisional	S
Yes / Si	589	94	490	5
No	621	82	535	4
Total Votes Cast	1,210	176	1,025	9

ECKERSTROM, PETER J.

Vote For 1

	TOTAL	Polls	Early Provisional	S
Yes / Si	805	100	701	4
No	334	70	262	2
Total Votes Cast	1,139	170	963	6

Precinct 038

STARING, CHRISTOPHER P.

Vote For 1

	TOTAL	Polls	Early Provisional	S
Yes / Si	751	107	640	4
No	353	59	292	2
Total Votes Cast	1,104	166	932	6

GRIFFIN, BRENDEN J.

Vote For 1

	TOTAL	Polls	Early Provisional	S
Yes / Si	748	106	637	5
No	360	65	292	3
Total Votes Cast	1,108	171	929	8

LEE, KENNETH

Vote For 1

	TOTAL	Polls	Early Provisional	S
Yes / Si	747	107	635	5
No	355	64	288	3
Total Votes Cast	1,102	171	923	8

BRYSON, KYLE A.

Vote For 1

	TOTAL	Polls	Early Provisional	S
Yes / Si	751	103	642	6
No	351	65	284	2
Total Votes Cast	1,102	168	926	8

COHEN, GARY J.

Vote For 1

	TOTAL	Polls	Early Provisional	S
Yes / Si	739	101	634	4
No	361	62	295	4
Total Votes Cast	1,100	163	929	8

GORDON, RICHARD E.

Vote For 1

	TOTAL	Polls	Early Provisional	S
Yes / Si	744	103	636	5
No	357	62	292	3
Total Votes Cast	1,101	165	928	8

Precinct 038

BUTLER, MICHAEL J.

Vote For 1

	TOTAL	Polls	Early Provisional	S
Yes / Si	751	100	647	4
No	345	66	276	3
Total Votes Cast	1,096	166	923	7

YEHLING, WAYNE E.

Vote For 1

	TOTAL	Polls	Early Provisional	S
Yes / Si	733	101	628	4
No	368	67	297	4
Total Votes Cast	1,101	168	925	8

CONSTANT, DANIELLE J.K.

Vote For 1

	TOTAL	Polls	Early Provisional	S
Yes / Si	741	106	631	4
No	345	58	283	4
Total Votes Cast	1,086	164	914	8

METCALF, D. DOUGLAS

Vote For 1

	TOTAL	Polls	Early Provisional	S
Yes / Si	737	100	633	4
No	358	66	288	4
Total Votes Cast	1,095	166	921	8

MCGINLEY, CASEY F.

Vote For 1

	TOTAL	Polls	Early Provisional	S
Yes / Si	761	106	651	4
No	334	60	270	4
Total Votes Cast	1,095	166	921	8

SAKALL, GREG

Vote For 1

	TOTAL	Polls	Early Provisional	S
Yes / Si	754	102	647	5
No	357	66	288	3
Total Votes Cast	1,111	168	935	8

Precinct 038

WAGENER, JOAN L.

Vote For 1		TOTAL	Polls	Early Provisional	S
Yes / Si		767	110	652	5
No		334	56	275	3
Total Votes Cast		1,101	166	927	8

JOHNSON, KELLIE L.

Vote For 1		TOTAL	Polls	Early Provisional	S
Yes / Si		700	94	602	4
No		424	75	344	5
Total Votes Cast		1,124	169	946	9

ORTIZ, KIMBERLY H.

Vote For 1		TOTAL	Polls	Early Provisional	S
Yes / Si		788	112	671	5
No		313	53	257	3
Total Votes Cast		1,101	165	928	8

MCDONALD, SCOTT DAVID

Vote For 1		TOTAL	Polls	Early Provisional	S
Yes / Si		740	102	633	5
No		365	65	297	3
Total Votes Cast		1,105	167	930	8

ABRAMS, LISA ILKA

Vote For 1		TOTAL	Polls	Early Provisional	S
Yes / Si		794	109	681	4
No		306	58	245	3
Total Votes Cast		1,100	167	926	7

Board of Governors - Pima Community College Dist. 3

Vote For 1		TOTAL	Polls	Early Provisional	S
GARCIA, MARIA DE LA LUZ		591	97	492	2
RANDALL, KRISTEN		514	68	442	4
Write-In Totals		15	4	11	0
Not Assigned		15	4	11	0
Total Votes Cast		1,120	169	945	6

Precinct 038

PROPOSITION 133

Vote For 1				
	TOTAL	Polls	Early Provisional	S
Yes / Si	452	84	366	2
No	887	112	767	8
Total Votes Cast	1,339	196	1,133	10

PROPOSITION 134

Vote For 1				
	TOTAL	Polls	Early Provisional	S
Yes / Si	407	77	328	2
No	934	122	804	8
Total Votes Cast	1,341	199	1,132	10

PROPOSITION 135

Vote For 1				
	TOTAL	Polls	Early Provisional	S
Yes / Si	487	86	401	0
No	841	112	719	10
Total Votes Cast	1,328	198	1,120	10

PROPOSITION 136

Vote For 1				
	TOTAL	Polls	Early Provisional	S
Yes / Si	364	75	288	1
No	944	113	822	9
Total Votes Cast	1,308	188	1,110	10

PROPOSITION 137

Vote For 1				
	TOTAL	Polls	Early Provisional	S
Yes / Si	235	47	187	1
No	1,080	145	927	8
Total Votes Cast	1,315	192	1,114	9

PROPOSITION 138

Vote For 1				
	TOTAL	Polls	Early Provisional	S
Yes / Si	223	41	181	1
No	1,126	161	955	10
Total Votes Cast	1,349	202	1,136	11

Precinct 038

PROPOSITION 139

Vote For 1

	TOTAL	Polls	Early Provisional	S
Yes / Si	1,074	136	929	9
No	362	72	287	3
Total Votes Cast	1,436	208	1,216	12

PROPOSITION 140

Vote For 1

	TOTAL	Polls	Early Provisional	S
Yes / Si	669	100	563	6
No	717	103	609	5
Total Votes Cast	1,386	203	1,172	11

PROPOSITION 311

Vote For 1

	TOTAL	Polls	Early Provisional	S
Yes / Si	799	134	661	4
No	593	69	517	7
Total Votes Cast	1,392	203	1,178	11

PROPOSITION 312

Vote For 1

	TOTAL	Polls	Early Provisional	S
Yes / Si	690	120	566	4
No	692	80	605	7
Total Votes Cast	1,382	200	1,171	11

PROPOSITION 313

Vote For 1

	TOTAL	Polls	Early Provisional	S
Yes / Si	742	126	609	7
No	611	70	537	4
Total Votes Cast	1,353	196	1,146	11

PROPOSITION 314

Vote For 1

	TOTAL	Polls	Early Provisional	S
Yes / Si	647	111	533	3
No	686	84	596	6
Total Votes Cast	1,333	195	1,129	9

Precinct 038

PROPOSITION 315

Vote For 1

	TOTAL	Polls	Early Provisional	S
Yes / Sí	441	92	348	1
No	860	100	752	8
Total Votes Cast	1,301	192	1,100	9

PROPOSITION 412 - Amphitheater Unified School District No. 10

Vote For 1

	TOTAL	Polls	Early Provisional	S
Bond Approval, Yes / Aprobación de Bonos, Sí	776	102	670	4
Bond Approval, No / Aprobación de Bonos, No	502	77	423	2
Total Votes Cast	1,278	179	1,093	6

PROPOSITION 413 - Amphitheater Unified School District No. 10

Vote For 1

	TOTAL	Polls	Early Provisional	S
Budget Override Continuation, Yes / Continuación del Aumento al Presupuesto, Sí	769	112	654	3
Budget Override Continuation, No / Continuación del Aumento al Presupuesto, No	508	77	428	3
Total Votes Cast	1,277	189	1,082	6

Summary Results Report
 General Election
 November 5, 2024

OFFICIAL RESULTS
 Summary of Votes Cast
 County of Pima

Precinct 039

Statistics	TOTAL	Polls	Early Provisional	s
Registered Voters - Total	3,649			
Ballots Cast - Total	3,173	370	2,791	12
Ballots Cast - Blank	35	11	24	0
Voter Turnout - Total	86.96%			

Presidential Electors

Vote For 1	TOTAL	Polls	Early Provisional	s
HARRIS, KAMALA D.	1,496	128	1,363	5
TRUMP, DONALD J.	1,624	234	1,383	7
OLIVER, CHASE	10	0	10	0
STEIN, JILL	15	3	12	0
Write-In Totals	11	2	9	0
Write-In: Ayyadurai / Ellis	0	0	0	0
Write-In: Boddie / Stoneham	0	0	0	0
Write-In: De la Cruz / Garcia	1	0	1	0
Write-In: Shelton / Serra	0	0	0	0
Write-In: Skousen / Combs	0	0	0	0
Not Assigned	10	2	8	0
Total Votes Cast	3,156	367	2,777	12

U.S. Senator

Vote For 1	TOTAL	Polls	Early Provisional	s
GALLEGO, RUBEN	1,541	135	1,401	5
LAKE, KARI	1,495	212	1,276	7
QUINTANA, EDUARDO	72	15	57	0
Write-In Totals	2	0	2	0
Write-In: Williams, Sarah	0	0	0	0
Write-In: Beckett, Christopher	0	0	0	0
Write-In: Sanders, Steven Cavin	0	0	0	0
Write-In: Bozic, David	0	0	0	0
Write-In: Petty, Shawn	0	0	0	0
Write-In: Rodriguez, Benjamin	0	0	0	0
Write-In: Prosser, Jannie "Jannie"	0	0	0	0
Not Assigned	2	0	2	0
Total Votes Cast	3,110	362	2,736	12

Summary Results Report
 General Election
 November 5, 2024

OFFICIAL RESULTS
 Summary of Votes Cast
 County of Pima

Precinct 039

U.S. Representative in Congress District 6

Vote For 1

	TOTAL	Polls	Early Provisional	S
ENGEL, KIRSTEN	1,382	118	1,259	5
CISCOMANI, JUAN	1,615	226	1,382	7
EASTWOOD, ATHENA	85	14	71	0
Write-In Totals	6	1	5	0
Write-In: Pozzolo, Luis	0	0	0	0
Not Assigned	6	1	5	0
Total Votes Cast	3,088	359	2,717	12

State Senator District 17

Vote For 1

	TOTAL	Polls	Early Provisional	S
MCLEAN, JOHN	1,483	132	1,347	4
LEACH, VENDEN "VINCE"	1,560	221	1,332	7
Write-In Totals	6	1	5	0
Not Assigned	6	1	5	0
Total Votes Cast	3,049	354	2,684	11

State Representative Dist. 17

Vote For 2

	TOTAL	Polls	Early Provisional	S
VOLK, KEVIN	1,452	128	1,321	3
JONES, RACHEL	1,358	169	1,186	3
MCGARR, CORY	1,429	187	1,235	7
Write-In Totals	12	3	9	0
Not Assigned	12	3	9	0
Total Votes Cast	4,251	487	3,751	13

Corporation Commissioner

Vote For 3

	TOTAL	Polls	Early Provisional	S
AGUILAR, YLENIA	1,258	99	1,154	5
HILL, JONATHON	1,289	90	1,196	3
POLACHECK, JOSHUA	1,189	83	1,104	2
LOPEZ, RENE	1,360	159	1,197	4
MARQUEZ PETERSON, LEA	1,404	169	1,230	5
WALDEN, RACHEL	1,524	195	1,323	6
CEASE, MIKE	97	14	82	1
LUXENBERG, NINA	100	9	90	1
Write-In Totals	8	1	7	0
Write-In: Bertone, Frank	0	0	0	0
Not Assigned	8	1	7	0
Total Votes Cast	8,229	819	7,383	27

Precinct 039

Board of Supervisors District 4

Vote For 1

	TOTAL	Polls	Early Provisional	S
BECHTOL, VANESSA	1,334	113	1,216	5
CHRISTY, STEPHEN W. "STEVE"	1,681	233	1,442	6
Write-In Totals	4	1	3	0
Not Assigned	4	1	3	0
Total Votes Cast	3,019	347	2,661	11

County Assessor

Vote For 1

	TOTAL	Polls	Early Provisional	S
DROUBIE, SUZANNE	1,905	201	1,698	6
Write-In Totals	90	17	72	1
Not Assigned	90	17	72	1
Total Votes Cast	1,995	218	1,770	7

County Attorney

Vote For 1

	TOTAL	Polls	Early Provisional	S
CONOVER, LAURA	1,598	141	1,452	5
DRUAN, HOWARD	707	112	591	4
Write-In Totals	49	6	42	1
Not Assigned	49	6	42	1
Total Votes Cast	2,354	259	2,085	10

County Recorder

Vote For 1

	TOTAL	Polls	Early Provisional	S
CÁZARES-KELLY, GABRIELLA	1,436	121	1,311	4
CAMPBELL-GONZALEZ, DOMINIC	1,530	214	1,310	6
Write-In Totals	3	1	2	0
Not Assigned	3	1	2	0
Total Votes Cast	2,969	336	2,623	10

County Sheriff

Vote For 1

	TOTAL	Polls	Early Provisional	S
NANOS, CHRIS	1,188	108	1,075	5
LAPPIN, HEATHER	1,825	233	1,586	6
Write-In Totals	8	1	7	0
Write-In: Di Genova, Trista	1	0	1	0
Not Assigned	7	1	6	0
Total Votes Cast	3,021	342	2,668	11

Precinct 039

County Superintendent of Schools

Vote For 1				
	TOTAL	Polls	Early Provisional	S
WILLIAMS, DUSTIN	1,892	199	1,685	8
Write-In Totals	98	14	83	1
Not Assigned	98	14	83	1
Total Votes Cast	1,990	213	1,768	9

County Treasurer

Vote For 1				
	TOTAL	Polls	Early Provisional	S
JOHNSON, BRIAN	1,311	111	1,195	5
ACKERLEY, CHRIS	1,705	227	1,471	7
Write-In Totals	2	2	0	0
Not Assigned	2	2	0	0
Total Votes Cast	3,018	340	2,666	12

Constable Precinct 8

Vote For 1				
	TOTAL	Polls	Early Provisional	S
TOTH, CHRISTOPHER	1,328	108	1,217	3
LAKE, BILL	1,656	223	1,425	8
Write-In Totals	3	2	1	0
Not Assigned	3	2	1	0
Total Votes Cast	2,987	333	2,643	11

KING, KATHRYN H.

Vote For 1				
	TOTAL	Polls	Early Provisional	S
Yes / Si	1,450	167	1,276	7
No	1,081	95	983	3
Total Votes Cast	2,531	262	2,259	10

BOLICK, CLINT

Vote For 1				
	TOTAL	Polls	Early Provisional	S
Yes / Si	1,418	165	1,247	6
No	1,096	94	998	4
Total Votes Cast	2,514	259	2,245	10

ECKERSTROM, PETER J.

Vote For 1				
	TOTAL	Polls	Early Provisional	S
Yes / Si	1,744	170	1,567	7
No	605	85	517	3
Total Votes Cast	2,349	255	2,084	10

Precinct 039

STARING, CHRISTOPHER P.

Vote For 1

	TOTAL	Polls	Early Provisional	S
Yes / Si	1,716	171	1,537	8
No	604	79	523	2
Total Votes Cast	2,320	250	2,060	10

GRIFFIN, BRENDEN J.

Vote For 1

	TOTAL	Polls	Early Provisional	S
Yes / Si	1,639	164	1,469	6
No	622	84	536	2
Total Votes Cast	2,261	248	2,005	8

LEE, KENNETH

Vote For 1

	TOTAL	Polls	Early Provisional	S
Yes / Si	1,672	166	1,499	7
No	586	80	506	0
Total Votes Cast	2,258	246	2,005	7

BRYSON, KYLE A.

Vote For 1

	TOTAL	Polls	Early Provisional	S
Yes / Si	1,698	170	1,522	6
No	558	75	482	1
Total Votes Cast	2,256	245	2,004	7

COHEN, GARY J.

Vote For 1

	TOTAL	Polls	Early Provisional	S
Yes / Si	1,667	167	1,496	4
No	573	76	495	2
Total Votes Cast	2,240	243	1,991	6

GORDON, RICHARD E.

Vote For 1

	TOTAL	Polls	Early Provisional	S
Yes / Si	1,685	168	1,511	6
No	562	78	484	0
Total Votes Cast	2,247	246	1,995	6

Precinct 039

BUTLER, MICHAEL J.

Vote For 1

	TOTAL	Polls	Early Provisional	S
Yes / Si	1,696	166	1,523	7
No	568	79	489	0
Total Votes Cast	2,264	245	2,012	7

YEHLING, WAYNE E.

Vote For 1

	TOTAL	Polls	Early Provisional	S
Yes / Si	1,639	164	1,469	6
No	612	82	529	1
Total Votes Cast	2,251	246	1,998	7

CONSTANT, DANIELLE J.K.

Vote For 1

	TOTAL	Polls	Early Provisional	S
Yes / Si	1,608	161	1,440	7
No	642	85	557	0
Total Votes Cast	2,250	246	1,997	7

METCALF, D. DOUGLAS

Vote For 1

	TOTAL	Polls	Early Provisional	S
Yes / Si	1,686	163	1,517	6
No	566	81	484	1
Total Votes Cast	2,252	244	2,001	7

MCGINLEY, CASEY F.

Vote For 1

	TOTAL	Polls	Early Provisional	S
Yes / Si	1,690	166	1,518	6
No	556	79	476	1
Total Votes Cast	2,246	245	1,994	7

SAKALL, GREG

Vote For 1

	TOTAL	Polls	Early Provisional	S
Yes / Si	1,667	164	1,497	6
No	589	81	507	1
Total Votes Cast	2,256	245	2,004	7

Precinct 039

WAGENER, JOAN L.

Vote For 1		TOTAL	Polls	Early Provisional	S
Yes / Si	1,651	161	1,485	5	
No	601	86	513	2	
Total Votes Cast	2,252	247	1,998	7	

JOHNSON, KELLIE L.

Vote For 1		TOTAL	Polls	Early Provisional	S
Yes / Si	1,499	160	1,335	4	
No	779	86	690	3	
Total Votes Cast	2,278	246	2,025	7	

ORTIZ, KIMBERLY H.

Vote For 1		TOTAL	Polls	Early Provisional	S
Yes / Si	1,688	168	1,516	4	
No	560	78	479	3	
Total Votes Cast	2,248	246	1,995	7	

MCDONALD, SCOTT DAVID

Vote For 1		TOTAL	Polls	Early Provisional	S
Yes / Si	1,664	168	1,491	5	
No	576	78	496	2	
Total Votes Cast	2,240	246	1,987	7	

ABRAMS, LISA ILKA

Vote For 1		TOTAL	Polls	Early Provisional	S
Yes / Si	1,677	166	1,506	5	
No	575	80	493	2	
Total Votes Cast	2,252	246	1,999	7	

Governing Board - Tucson Unified School District (TUSD) No. 1

Vote For 3		TOTAL	Polls	Early Provisional	S
ACOSTA RUIZ, PILAR	858	97	759	2	
FLORES, ESTEBAN	955	114	837	4	
LUNA ROSE, NATALIE	1,341	116	1,223	2	
SHAH, RAVI	1,077	80	993	4	
SHAW, SADIE	1,217	93	1,121	3	
Write-In Totals	30	3	27	0	
Not Assigned	30	3	27	0	
Total Votes Cast	5,478	503	4,960	15	

Precinct 039

Governing Board - Tanque Verde Unified School District No. 13

Vote For 3

	TOTAL	Polls	Early Provisional	S
BRENT, CHRISTY	24	2	22	0
NEFF, JEFFREY	37	2	35	0
SCHALK, JEREMY	31	2	29	0
VELOSA, ANNE	27	1	26	0
Write-In Totals	0	0	0	0
Not Assigned	0	0	0	0
Total Votes Cast	119	7	112	0

PROPOSITION 133

Vote For 1

	TOTAL	Polls	Early Provisional	S
Yes / Si	1,131	143	984	4
No	1,736	181	1,547	8
Total Votes Cast	2,867	324	2,531	12

PROPOSITION 134

Vote For 1

	TOTAL	Polls	Early Provisional	S
Yes / Si	1,140	113	1,022	5
No	1,728	208	1,513	7
Total Votes Cast	2,868	321	2,535	12

PROPOSITION 135

Vote For 1

	TOTAL	Polls	Early Provisional	S
Yes / Si	1,292	165	1,122	5
No	1,552	152	1,393	7
Total Votes Cast	2,844	317	2,515	12

PROPOSITION 136

Vote For 1

	TOTAL	Polls	Early Provisional	S
Yes / Si	993	126	862	5
No	1,811	181	1,624	6
Total Votes Cast	2,804	307	2,486	11

PROPOSITION 137

Vote For 1

	TOTAL	Polls	Early Provisional	S
Yes / Si	534	64	468	2
No	2,282	250	2,022	10
Total Votes Cast	2,816	314	2,490	12

Precinct 039

PROPOSITION 138

Vote For 1

	TOTAL	Polls	Early Provisional	S
Yes / Si	704	80	622	2
No	2,202	249	1,943	10
Total Votes Cast	2,906	329	2,565	12

PROPOSITION 139

Vote For 1

	TOTAL	Polls	Early Provisional	S
Yes / Si	1,936	215	1,714	7
No	1,116	140	972	4
Total Votes Cast	3,052	355	2,686	11

PROPOSITION 140

Vote For 1

	TOTAL	Polls	Early Provisional	S
Yes / Si	1,285	152	1,128	5
No	1,722	185	1,530	7
Total Votes Cast	3,007	337	2,658	12

PROPOSITION 311

Vote For 1

	TOTAL	Polls	Early Provisional	S
Yes / Si	1,930	229	1,693	8
No	1,085	109	972	4
Total Votes Cast	3,015	338	2,665	12

PROPOSITION 312

Vote For 1

	TOTAL	Polls	Early Provisional	S
Yes / Si	1,816	221	1,589	6
No	1,168	112	1,050	6
Total Votes Cast	2,984	333	2,639	12

PROPOSITION 313

Vote For 1

	TOTAL	Polls	Early Provisional	S
Yes / Si	1,867	231	1,626	10
No	1,034	93	939	2
Total Votes Cast	2,901	324	2,565	12

Precinct 039

PROPOSITION 314

Vote For 1

	TOTAL	Polls	Early Provisional	S
Yes / Si	1,826	225	1,593	8
No	1,063	95	964	4
Total Votes Cast	2,889	320	2,557	12

PROPOSITION 315

Vote For 1

	TOTAL	Polls	Early Provisional	S
Yes / Si	1,230	157	1,068	5
No	1,561	148	1,407	6
Total Votes Cast	2,791	305	2,475	11

Summary Results Report
 General Election
 November 5, 2024

OFFICIAL RESULTS
 Summary of Votes Cast
 County of Pima

Precinct 040

Statistics	TOTAL	Polls	Early Provisional	s
Registered Voters - Total	3,332			
Ballots Cast - Total	2,619	555	2,045	19
Ballots Cast - Blank	36	20	15	1
Voter Turnout - Total	78.60%			

Presidential Electors

Vote For 1	TOTAL	Polls	Early Provisional	s
HARRIS, KAMALA D.	1,237	176	1,055	6
TRUMP, DONALD J.	1,337	365	960	12
OLIVER, CHASE	15	5	10	0
STEIN, JILL	14	4	10	0
Write-In Totals	8	4	3	1
Write-In: Ayyadurai / Ellis	0	0	0	0
Write-In: Boddie / Stoneham	0	0	0	0
Write-In: De la Cruz / Garcia	0	0	0	0
Write-In: Shelton / Serra	0	0	0	0
Write-In: Skousen / Combs	0	0	0	0
Not Assigned	8	4	3	1
Total Votes Cast	2,611	554	2,038	19

U.S. Senator

Vote For 1	TOTAL	Polls	Early Provisional	s
GALLEGO, RUBEN	1,274	187	1,080	7
LAKE, KARI	1,219	338	869	12
QUINTANA, EDUARDO	65	19	46	0
Write-In Totals	3	1	2	0
Write-In: Williams, Sarah	1	0	1	0
Write-In: Beckett, Christopher	0	0	0	0
Write-In: Sanders, Steven Cavin	0	0	0	0
Write-In: Bozic, David	0	0	0	0
Write-In: Petty, Shawn	0	0	0	0
Write-In: Rodriguez, Benjamin	0	0	0	0
Write-In: Prosser, Jannie "Jannie"	1	1	0	0
Not Assigned	1	0	1	0
Total Votes Cast	2,561	545	1,997	19

Summary Results Report
 General Election
 November 5, 2024

OFFICIAL RESULTS
 Summary of Votes Cast
 County of Pima

Precinct 040

U.S. Representative in Congress District 6

Vote For 1

	TOTAL	Polls	Early Provisional	s
ENGEL, KIRSTEN	1,161	157	999	5
CISCOMANI, JUAN	1,314	362	939	13
EASTWOOD, ATHENA	57	21	36	0
Write-In Totals	2	0	2	0
Write-In: Pozzolo, Luis	0	0	0	0
Not Assigned	2	0	2	0
Total Votes Cast	2,534	540	1,976	18

State Senator District 17

Vote For 1

	TOTAL	Polls	Early Provisional	s
MCLEAN, JOHN	1,248	180	1,062	6
LEACH, VENDEN "VINCE"	1,251	346	896	9
Write-In Totals	3	1	2	0
Not Assigned	3	1	2	0
Total Votes Cast	2,502	527	1,960	15

State Representative Dist. 17

Vote For 2

	TOTAL	Polls	Early Provisional	s
VOLK, KEVIN	1,223	170	1,048	5
JONES, RACHEL	1,094	265	822	7
MCGARR, CORY	1,112	297	810	5
Write-In Totals	17	3	14	0
Not Assigned	17	3	14	0
Total Votes Cast	3,446	735	2,694	17

Corporation Commissioner

Vote For 3

	TOTAL	Polls	Early Provisional	s
AGUILAR, YLENIA	1,046	125	914	7
HILL, JONATHON	989	102	881	6
POLACHECK, JOSHUA	984	97	881	6
LOPEZ, RENE	1,074	273	794	7
MARQUEZ PETERSON, LEA	1,034	242	786	6
WALDEN, RACHEL	1,131	285	838	8
CEASE, MIKE	70	21	49	0
LUXENBERG, NINA	96	29	67	0
Write-In Totals	5	1	4	0
Write-In: Bertone, Frank	0	0	0	0
Not Assigned	5	1	4	0
Total Votes Cast	6,429	1,175	5,214	40

Precinct 040

Board of Supervisors District 1

	TOTAL	Polls	Early Provisional	S
SCOTT, REX	1,178	178	995	5
SPAIN, STEVE	1,302	348	943	11
Write-In Totals	5	2	3	0
Not Assigned	5	2	3	0
Total Votes Cast	2,485	528	1,941	16

County Assessor

	TOTAL	Polls	Early Provisional	S
DROUBIE, SUZANNE	1,607	299	1,297	11
Write-In Totals	90	31	59	0
Not Assigned	90	31	59	0
Total Votes Cast	1,697	330	1,356	11

County Attorney

	TOTAL	Polls	Early Provisional	S
CONOVER, LAURA	1,332	213	1,110	9
DRUAN, HOWARD	560	163	392	5
Write-In Totals	45	17	28	0
Not Assigned	45	17	28	0
Total Votes Cast	1,937	393	1,530	14

County Recorder

	TOTAL	Polls	Early Provisional	S
CÁZARES-KELLY, GABRIELLA	1,205	170	1,027	8
CAMPBELL-GONZALEZ, DOMINIC	1,207	336	862	9
Write-In Totals	4	2	2	0
Not Assigned	4	2	2	0
Total Votes Cast	2,416	508	1,891	17

County Sheriff

	TOTAL	Polls	Early Provisional	S
NANOS, CHRIS	989	137	846	6
LAPPIN, HEATHER	1,488	393	1,083	12
Write-In Totals	12	1	11	0
Write-In: Di Genova, Trista	3	0	3	0
Not Assigned	9	1	8	0
Total Votes Cast	2,489	531	1,940	18

Precinct 040

County Superintendent of Schools

Vote For 1

	TOTAL	Polls	Early Provisional	S
WILLIAMS, DUSTIN	1,588	296	1,281	11
Write-In Totals	82	28	54	0
Not Assigned	82	28	54	0
Total Votes Cast	1,670	324	1,335	11

County Treasurer

Vote For 1

	TOTAL	Polls	Early Provisional	S
JOHNSON, BRIAN	1,103	152	944	7
ACKERLEY, CHRIS	1,331	359	962	10
Write-In Totals	5	1	4	0
Not Assigned	5	1	4	0
Total Votes Cast	2,439	512	1,910	17

Justice of the Peace Precinct 6

Vote For 1

	TOTAL	Polls	Early Provisional	S
BALL, ALEXANDER	1,605	296	1,302	7
Write-In Totals	66	21	44	1
Not Assigned	66	21	44	1
Total Votes Cast	1,671	317	1,346	8

Constable Precinct 6

Vote For 1

	TOTAL	Polls	Early Provisional	S
BERNAL, BENNETT L.	1,605	299	1,299	7
Write-In Totals	65	24	41	0
Not Assigned	65	24	41	0
Total Votes Cast	1,670	323	1,340	7

KING, KATHRYN H.

Vote For 1

	TOTAL	Polls	Early Provisional	S
Yes / Si	1,149	278	861	10
No	849	130	716	3
Total Votes Cast	1,998	408	1,577	13

BOLICK, CLINT

Vote For 1

	TOTAL	Polls	Early Provisional	S
Yes / Si	1,100	265	825	10
No	882	135	744	3
Total Votes Cast	1,982	400	1,569	13

Precinct 040

ECKERSTROM, PETER J.

Vote For 1

	TOTAL	Polls	Early Provisional	S
Yes / Si	1,302	238	1,053	11
No	560	139	419	2
Total Votes Cast	1,862	377	1,472	13

STARING, CHRISTOPHER P.

Vote For 1

	TOTAL	Polls	Early Provisional	S
Yes / Si	1,355	273	1,071	11
No	510	104	404	2
Total Votes Cast	1,865	377	1,475	13

GRIFFIN, BRENDEN J.

Vote For 1

	TOTAL	Polls	Early Provisional	S
Yes / Si	1,291	245	1,037	9
No	504	111	390	3
Total Votes Cast	1,795	356	1,427	12

LEE, KENNETH

Vote For 1

	TOTAL	Polls	Early Provisional	S
Yes / Si	1,302	240	1,054	8
No	498	116	378	4
Total Votes Cast	1,800	356	1,432	12

BRYSON, KYLE A.

Vote For 1

	TOTAL	Polls	Early Provisional	S
Yes / Si	1,305	240	1,057	8
No	490	111	375	4
Total Votes Cast	1,795	351	1,432	12

COHEN, GARY J.

Vote For 1

	TOTAL	Polls	Early Provisional	S
Yes / Si	1,280	236	1,036	8
No	496	114	378	4
Total Votes Cast	1,776	350	1,414	12

Precinct 040

GORDON, RICHARD E.

Vote For 1

	TOTAL	Polls	Early Provisional	S
Yes / Si	1,304	236	1,059	9
No	480	115	362	3
Total Votes Cast	1,784	351	1,421	12

BUTLER, MICHAEL J.

Vote For 1

	TOTAL	Polls	Early Provisional	S
Yes / Si	1,293	233	1,051	9
No	494	114	377	3
Total Votes Cast	1,787	347	1,428	12

YEHLING, WAYNE E.

Vote For 1

	TOTAL	Polls	Early Provisional	S
Yes / Si	1,284	235	1,040	9
No	508	116	389	3
Total Votes Cast	1,792	351	1,429	12

CONSTANT, DANIELLE J.K.

Vote For 1

	TOTAL	Polls	Early Provisional	S
Yes / Si	1,269	240	1,021	8
No	515	111	400	4
Total Votes Cast	1,784	351	1,421	12

METCALF, D. DOUGLAS

Vote For 1

	TOTAL	Polls	Early Provisional	S
Yes / Si	1,267	227	1,031	9
No	514	120	391	3
Total Votes Cast	1,781	347	1,422	12

MCGINLEY, CASEY F.

Vote For 1

	TOTAL	Polls	Early Provisional	S
Yes / Si	1,326	242	1,076	8
No	464	110	350	4
Total Votes Cast	1,790	352	1,426	12

Precinct 040

SAKALL, GREG

Vote For 1

	TOTAL	Polls	Early Provisional	S
Yes / Si	1,285	231	1,045	9
No	508	117	388	3
Total Votes Cast	1,793	348	1,433	12

WAGENER, JOAN L.

Vote For 1

	TOTAL	Polls	Early Provisional	S
Yes / Si	1,269	229	1,031	9
No	511	119	389	3
Total Votes Cast	1,780	348	1,420	12

JOHNSON, KELLIE L.

Vote For 1

	TOTAL	Polls	Early Provisional	S
Yes / Si	1,178	242	929	7
No	631	113	513	5
Total Votes Cast	1,809	355	1,442	12

ORTIZ, KIMBERLY H.

Vote For 1

	TOTAL	Polls	Early Provisional	S
Yes / Si	1,314	244	1,062	8
No	467	107	356	4
Total Votes Cast	1,781	351	1,418	12

MCDONALD, SCOTT DAVID

Vote For 1

	TOTAL	Polls	Early Provisional	S
Yes / Si	1,278	240	1,030	8
No	499	110	385	4
Total Votes Cast	1,777	350	1,415	12

ABRAMS, LISA ILKA

Vote For 1

	TOTAL	Polls	Early Provisional	S
Yes / Si	1,333	242	1,082	9
No	465	108	354	3
Total Votes Cast	1,798	350	1,436	12

Precinct 040

Governing Board - Marana Unified School District No. 6

Vote For 3

	TOTAL	Polls	Early Provisional	S
ALEXANDER, ROY	1,075	211	860	4
HOLT, HUNTER D.	1,009	185	819	5
RAYMOND, CATHIE	1,040	151	884	5
ROBERTS, MIKAIL	730	138	590	2
WILLARD, DAVID	946	163	781	2
Write-In Totals	19	4	15	0
Not Assigned	19	4	15	0
Total Votes Cast	4,819	852	3,949	18

PROPOSITION 133

Vote For 1

	TOTAL	Polls	Early Provisional	S
Yes / Si	968	241	721	6
No	1,355	237	1,107	11
Total Votes Cast	2,323	478	1,828	17

PROPOSITION 134

Vote For 1

	TOTAL	Polls	Early Provisional	S
Yes / Si	911	222	682	7
No	1,426	259	1,158	9
Total Votes Cast	2,337	481	1,840	16

PROPOSITION 135

Vote For 1

	TOTAL	Polls	Early Provisional	S
Yes / Si	1,100	269	820	11
No	1,192	203	982	7
Total Votes Cast	2,292	472	1,802	18

PROPOSITION 136

Vote For 1

	TOTAL	Polls	Early Provisional	S
Yes / Si	826	217	602	7
No	1,448	248	1,190	10
Total Votes Cast	2,274	465	1,792	17

PROPOSITION 137

Vote For 1

	TOTAL	Polls	Early Provisional	S
Yes / Si	482	130	346	6
No	1,825	342	1,472	11
Total Votes Cast	2,307	472	1,818	17

Precinct 040

PROPOSITION 138

Vote For 1

	TOTAL	Polls	Early Provisional	S
Yes / Si	465	105	359	1
No	1,908	386	1,507	15
Total Votes Cast	2,373	491	1,866	16

PROPOSITION 139

Vote For 1

	TOTAL	Polls	Early Provisional	S
Yes / Si	1,584	277	1,297	10
No	934	249	677	8
Total Votes Cast	2,518	526	1,974	18

PROPOSITION 140

Vote For 1

	TOTAL	Polls	Early Provisional	S
Yes / Si	1,081	218	853	10
No	1,368	287	1,074	7
Total Votes Cast	2,449	505	1,927	17

PROPOSITION 311

Vote For 1

	TOTAL	Polls	Early Provisional	S
Yes / Si	1,682	381	1,290	11
No	775	128	641	6
Total Votes Cast	2,457	509	1,931	17

PROPOSITION 312

Vote For 1

	TOTAL	Polls	Early Provisional	S
Yes / Si	1,483	359	1,114	10
No	950	137	807	6
Total Votes Cast	2,433	496	1,921	16

PROPOSITION 313

Vote For 1

	TOTAL	Polls	Early Provisional	S
Yes / Si	1,574	375	1,189	10
No	802	109	688	5
Total Votes Cast	2,376	484	1,877	15

Precinct 040

PROPOSITION 314

Vote For 1

	TOTAL	Polls	Early Provisional	S
Yes / Sí	1,493	345	1,137	11
No	864	133	727	4
Total Votes Cast	2,357	478	1,864	15

PROPOSITION 315

Vote For 1

	TOTAL	Polls	Early Provisional	S
Yes / Sí	1,068	263	797	8
No	1,178	192	980	6
Total Votes Cast	2,246	455	1,777	14

PROPOSITION 411 - Marana Unified School District No. 6

Vote For 1

	TOTAL	Polls	Early Provisional	S
Budget Increase, Yes / Aumento al Presupuesto, Sí	1,312	279	1,027	6
Budget Increase, No / Aumento al Presupuesto, No	1,009	197	806	6
Total Votes Cast	2,321	476	1,833	12

Summary Results Report
 General Election
 November 5, 2024

OFFICIAL RESULTS
 Summary of Votes Cast
 County of Pima

Precinct 041

Statistics	TOTAL	Polls	Early Provisional	s
Registered Voters - Total	8,283			
Ballots Cast - Total	5,812	1,018	4,719	75
Ballots Cast - Blank	88	33	53	2
Voter Turnout - Total	70.17%			

Presidential Electors

Vote For 1	TOTAL	Polls	Early Provisional	s
HARRIS, KAMALA D.	3,364	438	2,890	36
TRUMP, DONALD J.	2,365	555	1,773	37
OLIVER, CHASE	22	5	17	0
STEIN, JILL	25	8	17	0
Write-In Totals	9	4	4	1
Write-In: Ayyadurai / Ellis	0	0	0	0
Write-In: Boddie / Stoneham	0	0	0	0
Write-In: De la Cruz / Garcia	1	0	0	1
Write-In: Shelton / Serra	0	0	0	0
Write-In: Skousen / Combs	0	0	0	0
Not Assigned	8	4	4	0
Total Votes Cast	5,785	1,010	4,701	74

U.S. Senator

Vote For 1	TOTAL	Polls	Early Provisional	s
GALLEGO, RUBEN	3,489	469	2,977	43
LAKE, KARI	1,994	475	1,491	28
QUINTANA, EDUARDO	180	43	136	1
Write-In Totals	7	2	5	0
Write-In: Williams, Sarah	1	0	1	0
Write-In: Beckett, Christopher	0	0	0	0
Write-In: Sanders, Steven Cavin	0	0	0	0
Write-In: Bozic, David	0	0	0	0
Write-In: Petty, Shawn	0	0	0	0
Write-In: Rodriguez, Benjamin	0	0	0	0
Write-In: Prosser, Jannie "Jannie"	1	0	1	0
Not Assigned	5	2	3	0
Total Votes Cast	5,670	989	4,609	72

U.S. Representative in Congress District 7

Vote For 1	TOTAL	Polls	Early Provisional	s
GRIJALVA, RAÚL M.	3,377	468	2,869	40
BUTIEREZ SR., DANIEL FRANCIS	2,184	495	1,661	28
Write-In Totals	14	4	10	0
Not Assigned	14	4	10	0
Total Votes Cast	5,575	967	4,540	68

Precinct 041

State Senator District 23

Vote For 1

	TOTAL	Polls	Early Provisional	s
FERNANDEZ, BRIAN	3,386	465	2,885	36
ALTHERR, MICHELLE	2,128	488	1,614	26
Write-In Totals	5	2	3	0
Not Assigned	5	2	3	0
Total Votes Cast	5,519	955	4,502	62

State Representative Dist. 23

Vote For 2

	TOTAL	Polls	Early Provisional	s
ROSALES, MATIAS	2,766	310	2,433	23
SANDOVAL, MARIANA	2,855	336	2,492	27
PENA, MICHELE	2,250	506	1,718	26
Write-In Totals	24	4	20	0
Not Assigned	24	4	20	0
Total Votes Cast	7,895	1,156	6,663	76

Corporation Commissioner

Vote For 3

	TOTAL	Polls	Early Provisional	s
AGUILAR, YLENIA	3,014	373	2,606	35
HILL, JONATHON	2,584	259	2,309	16
POLACHECK, JOSHUA	2,576	255	2,302	19
LOPEZ, RENE	1,866	386	1,456	24
MARQUEZ PETERSON, LEA	1,634	300	1,318	16
WALDEN, RACHEL	1,698	314	1,371	13
CEASE, MIKE	175	35	137	3
LUXENBERG, NINA	203	30	171	2
Write-In Totals	9	6	3	0
Write-In: Bertone, Frank	0	0	0	0
Not Assigned	9	6	3	0
Total Votes Cast	13,759	1,958	11,673	128

Board of Supervisors District 5

Vote For 1

	TOTAL	Polls	Early Provisional	s
GRIJALVA, ADELITA	3,346	487	2,821	38
ROMERO, VAL	1,952	425	1,506	21
Write-In Totals	32	6	26	0
Not Assigned	32	6	26	0
Total Votes Cast	5,330	918	4,353	59

Precinct 041

County Assessor

Vote For 1

	TOTAL	Polls	Early Provisional	S
DROUBIE, SUZANNE	4,198	659	3,480	59
Write-In Totals	173	50	123	0
Not Assigned	173	50	123	0
Total Votes Cast	4,371	709	3,603	59

County Attorney

Vote For 1

	TOTAL	Polls	Early Provisional	S
CONOVER, LAURA	3,577	527	3,008	42
DRUAN, HOWARD	1,234	286	928	20
Write-In Totals	82	15	67	0
Not Assigned	82	15	67	0
Total Votes Cast	4,893	828	4,003	62

County Recorder

Vote For 1

	TOTAL	Polls	Early Provisional	S
CÁZARES-KELLY, GABRIELLA	3,391	459	2,896	36
CAMPBELL-GONZALEZ, DOMINIC	2,050	471	1,548	31
Write-In Totals	2	1	1	0
Not Assigned	2	1	1	0
Total Votes Cast	5,443	931	4,445	67

County Sheriff

Vote For 1

	TOTAL	Polls	Early Provisional	S
NANOS, CHRIS	3,005	404	2,571	30
LAPPIN, HEATHER	2,527	547	1,940	40
Write-In Totals	10	2	8	0
Write-In: Di Genova, Trista	0	0	0	0
Not Assigned	10	2	8	0
Total Votes Cast	5,542	953	4,519	70

County Superintendent of Schools

Vote For 1

	TOTAL	Polls	Early Provisional	S
WILLIAMS, DUSTIN	4,193	662	3,472	59
Write-In Totals	172	44	128	0
Not Assigned	172	44	128	0
Total Votes Cast	4,365	706	3,600	59

Precinct 041

County Treasurer

Vote For 1

	TOTAL	Polls	Early Provisional	S
JOHNSON, BRIAN	3,176	419	2,720	37
ACKERLEY, CHRIS	2,274	507	1,737	30
Write-In Totals	7	1	6	0
Not Assigned	7	1	6	0
Total Votes Cast	5,457	927	4,463	67

Justice of the Peace Precinct 4

Vote For 1

	TOTAL	Polls	Early Provisional	S
PESQUIERA, CHARLENE	4,247	679	3,516	52
Write-In Totals	159	41	118	0
Not Assigned	159	41	118	0
Total Votes Cast	4,406	720	3,634	52

Constable Precinct 4

Vote For 1

	TOTAL	Polls	Early Provisional	S
ETHRIDGE-NIELSEN, TRACY	4,209	660	3,498	51
Write-In Totals	147	43	104	0
Not Assigned	147	43	104	0
Total Votes Cast	4,356	703	3,602	51

KING, KATHRYN H.

Vote For 1

	TOTAL	Polls	Early Provisional	S
Yes / Si	2,805	519	2,250	36
No	2,054	263	1,769	22
Total Votes Cast	4,859	782	4,019	58

BOLICK, CLINT

Vote For 1

	TOTAL	Polls	Early Provisional	S
Yes / Si	2,586	456	2,096	34
No	2,207	306	1,878	23
Total Votes Cast	4,793	762	3,974	57

ECKERSTROM, PETER J.

Vote For 1

	TOTAL	Polls	Early Provisional	S
Yes / Si	3,307	494	2,780	33
No	1,339	263	1,052	24
Total Votes Cast	4,646	757	3,832	57

Precinct 041

STARING, CHRISTOPHER P.

Vote For 1

	TOTAL	Polls	Early Provisional	S
Yes / Si	3,189	491	2,661	37
No	1,394	257	1,117	20
Total Votes Cast	4,583	748	3,778	57

GRIFFIN, BRENDEN J.

Vote For 1

	TOTAL	Polls	Early Provisional	S
Yes / Si	3,189	507	2,645	37
No	1,376	233	1,121	22
Total Votes Cast	4,565	740	3,766	59

LEE, KENNETH

Vote For 1

	TOTAL	Polls	Early Provisional	S
Yes / Si	3,233	499	2,697	37
No	1,322	229	1,072	21
Total Votes Cast	4,555	728	3,769	58

BRYSON, KYLE A.

Vote For 1

	TOTAL	Polls	Early Provisional	S
Yes / Si	3,227	477	2,714	36
No	1,320	252	1,046	22
Total Votes Cast	4,547	729	3,760	58

COHEN, GARY J.

Vote For 1

	TOTAL	Polls	Early Provisional	S
Yes / Si	3,145	464	2,645	36
No	1,386	264	1,100	22
Total Votes Cast	4,531	728	3,745	58

GORDON, RICHARD E.

Vote For 1

	TOTAL	Polls	Early Provisional	S
Yes / Si	3,171	461	2,674	36
No	1,365	266	1,077	22
Total Votes Cast	4,536	727	3,751	58

Precinct 041

BUTLER, MICHAEL J.

Vote For 1

	TOTAL	Polls	Early Provisional	S
Yes / Si	3,236	484	2,718	34
No	1,314	246	1,044	24
Total Votes Cast	4,550	730	3,762	58

YEHLING, WAYNE E.

Vote For 1

	TOTAL	Polls	Early Provisional	S
Yes / Si	3,146	477	2,634	35
No	1,390	248	1,119	23
Total Votes Cast	4,536	725	3,753	58

CONSTANT, DANIELLE J.K.

Vote For 1

	TOTAL	Polls	Early Provisional	S
Yes / Si	3,163	488	2,640	35
No	1,367	232	1,112	23
Total Votes Cast	4,530	720	3,752	58

METCALF, D. DOUGLAS

Vote For 1

	TOTAL	Polls	Early Provisional	S
Yes / Si	3,157	472	2,651	34
No	1,364	251	1,089	24
Total Votes Cast	4,521	723	3,740	58

MCGINLEY, CASEY F.

Vote For 1

	TOTAL	Polls	Early Provisional	S
Yes / Si	3,257	491	2,732	34
No	1,283	237	1,022	24
Total Votes Cast	4,540	728	3,754	58

SAKALL, GREG

Vote For 1

	TOTAL	Polls	Early Provisional	S
Yes / Si	3,111	458	2,623	30
No	1,408	262	1,119	27
Total Votes Cast	4,519	720	3,742	57

Precinct 041

WAGENER, JOAN L.

	TOTAL	Polls	Early Provisional	S
Vote For 1				
Yes / Si	3,181	489	2,659	33
No	1,356	236	1,095	25
Total Votes Cast	4,537	725	3,754	58

JOHNSON, KELLIE L.

	TOTAL	Polls	Early Provisional	S
Vote For 1				
Yes / Si	2,966	490	2,444	32
No	1,583	234	1,323	26
Total Votes Cast	4,549	724	3,767	58

ORTIZ, KIMBERLY H.

	TOTAL	Polls	Early Provisional	S
Vote For 1				
Yes / Si	3,321	497	2,788	36
No	1,204	225	958	21
Total Votes Cast	4,525	722	3,746	57

MCDONALD, SCOTT DAVID

	TOTAL	Polls	Early Provisional	S
Vote For 1				
Yes / Si	3,116	472	2,606	38
No	1,400	248	1,132	20
Total Votes Cast	4,516	720	3,738	58

ABRAMS, LISA ILKA

	TOTAL	Polls	Early Provisional	S
Vote For 1				
Yes / Si	3,288	509	2,744	35
No	1,251	217	1,011	23
Total Votes Cast	4,539	726	3,755	58

Governing Board - Tucson Unified School District (TUSD) No. 1

	TOTAL	Polls	Early Provisional	S
Vote For 3				
ACOSTA RUIZ, PILAR	1,992	307	1,662	23
FLORES, ESTEBAN	1,965	330	1,615	20
LUNA ROSE, NATALIE	3,023	377	2,621	25
SHAH, RAVI	1,741	160	1,571	10
SHAW, SADIE	2,045	222	1,808	15
Write-In Totals	106	25	81	0
Not Assigned	106	25	81	0
Total Votes Cast	10,872	1,421	9,358	93

Precinct 041

Board of Governors - Pima Community College Dist. 5

Vote For 1

	TOTAL	Polls	Early Provisional	S
GONZALES, LUIS LOPEZ	1,570	336	1,208	26
MORALES, KARLA	2,892	417	2,446	29
Write-In Totals	36	11	25	0
Not Assigned	36	11	25	0
Total Votes Cast	4,498	764	3,679	55

PROPOSITION 133

Vote For 1

	TOTAL	Polls	Early Provisional	S
Yes / Si	1,977	401	1,549	27
No	3,249	489	2,722	38
Total Votes Cast	5,226	890	4,271	65

PROPOSITION 134

Vote For 1

	TOTAL	Polls	Early Provisional	S
Yes / Si	1,879	382	1,472	25
No	3,359	507	2,812	40
Total Votes Cast	5,238	889	4,284	65

PROPOSITION 135

Vote For 1

	TOTAL	Polls	Early Provisional	S
Yes / Si	2,010	433	1,552	25
No	3,142	452	2,650	40
Total Votes Cast	5,152	885	4,202	65

PROPOSITION 136

Vote For 1

	TOTAL	Polls	Early Provisional	S
Yes / Si	1,593	329	1,244	20
No	3,527	526	2,959	42
Total Votes Cast	5,120	855	4,203	62

PROPOSITION 137

Vote For 1

	TOTAL	Polls	Early Provisional	S
Yes / Si	1,078	241	819	18
No	4,036	630	3,361	45
Total Votes Cast	5,114	871	4,180	63

Precinct 041

PROPOSITION 138

Vote For 1

	TOTAL	Polls	Early Provisional	S
Yes / Si	925	231	678	16
No	4,387	677	3,660	50
Total Votes Cast	5,312	908	4,338	66

PROPOSITION 139

Vote For 1

	TOTAL	Polls	Early Provisional	S
Yes / Si	3,939	605	3,284	50
No	1,636	352	1,265	19
Total Votes Cast	5,575	957	4,549	69

PROPOSITION 140

Vote For 1

	TOTAL	Polls	Early Provisional	S
Yes / Si	2,525	481	2,003	41
No	2,906	436	2,443	27
Total Votes Cast	5,431	917	4,446	68

PROPOSITION 311

Vote For 1

	TOTAL	Polls	Early Provisional	S
Yes / Si	3,617	692	2,875	50
No	1,858	241	1,596	21
Total Votes Cast	5,475	933	4,471	71

PROPOSITION 312

Vote For 1

	TOTAL	Polls	Early Provisional	S
Yes / Si	3,225	624	2,551	50
No	2,212	295	1,897	20
Total Votes Cast	5,437	919	4,448	70

PROPOSITION 313

Vote For 1

	TOTAL	Polls	Early Provisional	S
Yes / Si	3,430	671	2,705	54
No	1,850	236	1,604	10
Total Votes Cast	5,280	907	4,309	64

Precinct 041

PROPOSITION 314

Vote For 1

	TOTAL	Polls	Early Provisional	S
Yes / Si	2,957	593	2,319	45
No	2,294	298	1,976	20
Total Votes Cast	5,251	891	4,295	65

PROPOSITION 315

Vote For 1

	TOTAL	Polls	Early Provisional	S
Yes / Si	2,096	440	1,630	26
No	3,019	427	2,556	36
Total Votes Cast	5,115	867	4,186	62

Summary Results Report
 General Election
 November 5, 2024

OFFICIAL RESULTS
 Summary of Votes Cast
 County of Pima

Precinct 042

Statistics	TOTAL	Polls	Early Provisionals	
Registered Voters - Total	4,374			
Ballots Cast - Total	3,070	451	2,583	36
Ballots Cast - Blank	46	17	29	0
Voter Turnout - Total	70.19%			

Presidential Electors

Vote For 1	TOTAL	Polls	Early Provisionals	
HARRIS, KAMALA D.	2,395	293	2,077	25
TRUMP, DONALD J.	562	144	410	8
OLIVER, CHASE	12	1	9	2
STEIN, JILL	42	5	36	1
Write-In Totals	29	3	26	0
Write-In: Ayyadurai / Ellis	0	0	0	0
Write-In: Boddie / Stoneham	0	0	0	0
Write-In: De la Cruz / Garcia	11	0	11	0
Write-In: Shelton / Serra	0	0	0	0
Write-In: Skousen / Combs	1	0	1	0
Not Assigned	17	3	14	0
Total Votes Cast	3,040	446	2,558	36

U.S. Senator

Vote For 1	TOTAL	Polls	Early Provisionals	
GALLEGO, RUBEN	2,348	284	2,039	25
LAKE, KARI	491	119	365	7
QUINTANA, EDUARDO	126	22	101	3
Write-In Totals	3	0	3	0
Write-In: Williams, Sarah	0	0	0	0
Write-In: Beckett, Christopher	0	0	0	0
Write-In: Sanders, Steven Cavin	0	0	0	0
Write-In: Bozic, David	0	0	0	0
Write-In: Petty, Shawn	0	0	0	0
Write-In: Rodriguez, Benjamin	0	0	0	0
Write-In: Prosser, Jannie "Jannie"	0	0	0	0
Not Assigned	3	0	3	0
Total Votes Cast	2,968	425	2,508	35

U.S. Representative in Congress District 7

Vote For 1	TOTAL	Polls	Early Provisionals	
GRIJALVA, RAÚL M.	2,372	289	2,059	24
BUTIEREZ SR., DANIEL FRANCIS	525	123	394	8
Write-In Totals	7	0	7	0
Not Assigned	7	0	7	0
Total Votes Cast	2,904	412	2,460	32

Precinct 042

State Senator District 20

Vote For 1

	TOTAL	Polls	Early Provisional	S
GONZALES, SALLY ANN	2,340	281	2,040	19
Write-In Totals	34	4	30	0
Not Assigned	34	4	30	0
Total Votes Cast	2,374	285	2,070	19

State Representative Dist. 20

Vote For 2

	TOTAL	Polls	Early Provisional	S
HERNANDEZ, ALMA	1,990	227	1,748	15
VILLEGAS, BETTY	1,794	161	1,624	9
Write-In Totals	69	10	59	0
Not Assigned	69	10	59	0
Total Votes Cast	3,853	398	3,431	24

Corporation Commissioner

Vote For 3

	TOTAL	Polls	Early Provisional	S
AGUILAR, YLENIA	1,955	179	1,761	15
HILL, JONATHON	1,858	150	1,694	14
POLACHECK, JOSHUA	1,792	151	1,629	12
LOPEZ, RENE	421	71	343	7
MARQUEZ PETERSON, LEA	405	66	332	7
WALDEN, RACHEL	407	73	329	5
CEASE, MIKE	161	21	137	3
LUXENBERG, NINA	209	27	178	4
Write-In Totals	12	1	10	1
Write-In: Bertone, Frank	0	0	0	0
Not Assigned	12	1	10	1
Total Votes Cast	7,220	739	6,413	68

Board of Supervisors District 5

Vote For 1

	TOTAL	Polls	Early Provisional	S
GRIJALVA, ADELITA	2,092	219	1,860	13
ROMERO, VAL	500	101	395	4
Write-In Totals	7	1	6	0
Not Assigned	7	1	6	0
Total Votes Cast	2,599	321	2,261	17

Precinct 042

County Assessor

Vote For 1

	TOTAL	Polls	Early Provisional	S
DROUBIE, SUZANNE	2,275	271	1,979	25
Write-In Totals	35	7	28	0
Not Assigned	35	7	28	0
Total Votes Cast	2,310	278	2,007	25

County Attorney

Vote For 1

	TOTAL	Polls	Early Provisional	S
CONOVER, LAURA	2,073	230	1,824	19
DRUAN, HOWARD	421	80	334	7
Write-In Totals	17	2	15	0
Not Assigned	17	2	15	0
Total Votes Cast	2,511	312	2,173	26

County Recorder

Vote For 1

	TOTAL	Polls	Early Provisional	S
CÁZARES-KELLY, GABRIELLA	2,199	233	1,945	21
CAMPBELL-GONZALEZ, DOMINIC	466	98	362	6
Write-In Totals	4	1	3	0
Not Assigned	4	1	3	0
Total Votes Cast	2,669	332	2,310	27

County Sheriff

Vote For 1

	TOTAL	Polls	Early Provisional	S
NANOS, CHRIS	1,873	208	1,644	21
LAPPIN, HEATHER	738	142	589	7
Write-In Totals	25	1	24	0
Write-In: Di Genova, Trista	1	0	1	0
Not Assigned	24	1	23	0
Total Votes Cast	2,636	351	2,257	28

County Superintendent of Schools

Vote For 1

	TOTAL	Polls	Early Provisional	S
WILLIAMS, DUSTIN	2,289	271	1,994	24
Write-In Totals	31	3	28	0
Not Assigned	31	3	28	0
Total Votes Cast	2,320	274	2,022	24

Precinct 042

County Treasurer

Vote For 1

	TOTAL	Polls	Early Provisional	S
JOHNSON, BRIAN	2,099	221	1,856	22
ACKERLEY, CHRIS	557	112	439	6
Write-In Totals	4	0	4	0
Not Assigned	4	0	4	0
Total Votes Cast	2,660	333	2,299	28

Justice of the Peace Precinct 9

Vote For 1

	TOTAL	Polls	Early Provisional	S
GARZA, RENEE ANN	2,260	271	1,972	17
Write-In Totals	33	6	27	0
Not Assigned	33	6	27	0
Total Votes Cast	2,293	277	1,999	17

Constable Precinct 9

Vote For 1

	TOTAL	Polls	Early Provisional	S
Write-In Totals	250	20	228	2
Not Assigned	250	20	228	2
Total Votes Cast	250	20	228	2

KING, KATHRYN H.

Vote For 1

	TOTAL	Polls	Early Provisional	S
Yes / Si	810	132	667	11
No	1,549	139	1,400	10
Total Votes Cast	2,359	271	2,067	21

BOLICK, CLINT

Vote For 1

	TOTAL	Polls	Early Provisional	S
Yes / Si	734	111	612	11
No	1,614	156	1,448	10
Total Votes Cast	2,348	267	2,060	21

ECKERSTROM, PETER J.

Vote For 1

	TOTAL	Polls	Early Provisional	S
Yes / Si	1,557	153	1,393	11
No	495	94	394	7
Total Votes Cast	2,052	247	1,787	18

Precinct 042

STARING, CHRISTOPHER P.

Vote For 1		TOTAL	Polls	Early Provisional	S
Yes / Si		1,293	141	1,142	10
No		708	100	600	8
Total Votes Cast		2,001	241	1,742	18

GRIFFIN, BRENDEN J.

Vote For 1		TOTAL	Polls	Early Provisional	S
Yes / Si		1,367	161	1,198	8
No		591	78	505	8
Total Votes Cast		1,958	239	1,703	16

LEE, KENNETH

Vote For 1		TOTAL	Polls	Early Provisional	S
Yes / Si		1,395	152	1,234	9
No		553	86	460	7
Total Votes Cast		1,948	238	1,694	16

BRYSON, KYLE A.

Vote For 1		TOTAL	Polls	Early Provisional	S
Yes / Si		1,412	150	1,253	9
No		539	88	444	7
Total Votes Cast		1,951	238	1,697	16

COHEN, GARY J.

Vote For 1		TOTAL	Polls	Early Provisional	S
Yes / Si		1,354	147	1,199	8
No		578	87	483	8
Total Votes Cast		1,932	234	1,682	16

GORDON, RICHARD E.

Vote For 1		TOTAL	Polls	Early Provisional	S
Yes / Si		1,379	153	1,219	7
No		552	84	459	9
Total Votes Cast		1,931	237	1,678	16

Precinct 042

BUTLER, MICHAEL J.

Vote For 1

	TOTAL	Polls	Early Provisional	S
Yes / Si	1,404	150	1,246	8
No	535	89	438	8
Total Votes Cast	1,939	239	1,684	16

YEHLING, WAYNE E.

Vote For 1

	TOTAL	Polls	Early Provisional	S
Yes / Si	1,374	153	1,213	8
No	556	84	464	8
Total Votes Cast	1,930	237	1,677	16

CONSTANT, DANIELLE J.K.

Vote For 1

	TOTAL	Polls	Early Provisional	S
Yes / Si	1,335	152	1,176	7
No	594	84	501	9
Total Votes Cast	1,929	236	1,677	16

METCALF, D. DOUGLAS

Vote For 1

	TOTAL	Polls	Early Provisional	S
Yes / Si	1,371	162	1,200	9
No	563	76	480	7
Total Votes Cast	1,934	238	1,680	16

MCGINLEY, CASEY F.

Vote For 1

	TOTAL	Polls	Early Provisional	S
Yes / Si	1,412	159	1,245	8
No	521	78	435	8
Total Votes Cast	1,933	237	1,680	16

SAKALL, GREG

Vote For 1

	TOTAL	Polls	Early Provisional	S
Yes / Si	1,341	147	1,185	9
No	589	91	491	7
Total Votes Cast	1,930	238	1,676	16

Precinct 042

WAGENER, JOAN L.

	TOTAL	Polls	Early Provisional	S
Vote For 1				
Yes / Si	1,384	156	1,220	8
No	542	81	453	8
Total Votes Cast	1,926	237	1,673	16

JOHNSON, KELLIE L.

	TOTAL	Polls	Early Provisional	S
Vote For 1				
Yes / Si	1,020	138	874	8
No	963	105	848	10
Total Votes Cast	1,983	243	1,722	18

ORTIZ, KIMBERLY H.

	TOTAL	Polls	Early Provisional	S
Vote For 1				
Yes / Si	1,432	166	1,258	8
No	492	70	414	8
Total Votes Cast	1,924	236	1,672	16

MCDONALD, SCOTT DAVID

	TOTAL	Polls	Early Provisional	S
Vote For 1				
Yes / Si	1,288	152	1,127	9
No	644	87	550	7
Total Votes Cast	1,932	239	1,677	16

ABRAMS, LISA ILKA

	TOTAL	Polls	Early Provisional	S
Vote For 1				
Yes / Si	1,416	158	1,250	8
No	506	78	420	8
Total Votes Cast	1,922	236	1,670	16

Governing Board - Tucson Unified School District (TUSD) No. 1

	TOTAL	Polls	Early Provisional	S
Vote For 3				
ACOSTA RUIZ, PILAR	689	92	593	4
FLORES, ESTEBAN	445	78	363	4
LUNA ROSE, NATALIE	1,417	113	1,298	6
SHAH, RAVI	1,311	96	1,211	4
SHAW, SADIE	1,461	132	1,323	6
Write-In Totals	40	6	31	3
Not Assigned	40	6	31	3
Total Votes Cast	5,363	517	4,819	27

Precinct 042

Board of Governors - Pima Community College Dist. 5

Vote For 1

	TOTAL	Polls	Early Provisional	S
GONZALES, LUIS LOPEZ	815	105	706	4
MORALES, KARLA	1,038	124	907	7
Write-In Totals	16	3	13	0
Not Assigned	16	3	13	0
Total Votes Cast	1,869	232	1,626	11

PROPOSITION 133

Vote For 1

	TOTAL	Polls	Early Provisional	S
Yes / Si	569	103	452	14
No	2,012	215	1,783	14
Total Votes Cast	2,581	318	2,235	28

PROPOSITION 134

Vote For 1

	TOTAL	Polls	Early Provisional	S
Yes / Si	504	90	403	11
No	2,098	230	1,852	16
Total Votes Cast	2,602	320	2,255	27

PROPOSITION 135

Vote For 1

	TOTAL	Polls	Early Provisional	S
Yes / Si	694	126	552	16
No	1,873	195	1,665	13
Total Votes Cast	2,567	321	2,217	29

PROPOSITION 136

Vote For 1

	TOTAL	Polls	Early Provisional	S
Yes / Si	443	80	354	9
No	2,113	232	1,863	18
Total Votes Cast	2,556	312	2,217	27

PROPOSITION 137

Vote For 1

	TOTAL	Polls	Early Provisional	S
Yes / Si	253	52	198	3
No	2,314	268	2,021	25
Total Votes Cast	2,567	320	2,219	28

Precinct 042

PROPOSITION 138

Vote For 1

	TOTAL	Polls	Early Provisional	S
Yes / Si	264	47	215	2
No	2,400	293	2,080	27
Total Votes Cast	2,664	340	2,295	29

PROPOSITION 139

Vote For 1

	TOTAL	Polls	Early Provisional	S
Yes / Si	2,446	307	2,112	27
No	383	64	315	4
Total Votes Cast	2,829	371	2,427	31

PROPOSITION 140

Vote For 1

	TOTAL	Polls	Early Provisional	S
Yes / Si	1,229	174	1,034	21
No	1,491	162	1,320	9
Total Votes Cast	2,720	336	2,354	30

PROPOSITION 311

Vote For 1

	TOTAL	Polls	Early Provisional	S
Yes / Si	1,058	180	859	19
No	1,652	160	1,480	12
Total Votes Cast	2,710	340	2,339	31

PROPOSITION 312

Vote For 1

	TOTAL	Polls	Early Provisional	S
Yes / Si	929	162	752	15
No	1,766	170	1,582	14
Total Votes Cast	2,695	332	2,334	29

PROPOSITION 313

Vote For 1

	TOTAL	Polls	Early Provisional	S
Yes / Si	973	163	794	16
No	1,660	172	1,474	14
Total Votes Cast	2,633	335	2,268	30

Precinct 042

PROPOSITION 314

Vote For 1

	TOTAL	Polls	Early Provisional	S
Yes / Si	769	133	619	17
No	1,857	195	1,648	14
Total Votes Cast	2,626	328	2,267	31

PROPOSITION 315

Vote For 1

	TOTAL	Polls	Early Provisional	S
Yes / Si	630	112	509	9
No	1,911	193	1,702	16
Total Votes Cast	2,541	305	2,211	25

Summary Results Report
 General Election
 November 5, 2024

OFFICIAL RESULTS
 Summary of Votes Cast
 County of Pima

Precinct 043

Statistics	TOTAL	Polls	Early Provisional	s
Registered Voters - Total	1,724			
Ballots Cast - Total	957	236	710	11
Ballots Cast - Blank	27	9	17	1
Voter Turnout - Total	55.51%			

Presidential Electors

Vote For 1	TOTAL	Polls	Early Provisional	s
HARRIS, KAMALA D.	682	153	522	7
TRUMP, DONALD J.	240	72	164	4
OLIVER, CHASE	7	3	4	0
STEIN, JILL	10	3	7	0
Write-In Totals	5	4	1	0
Write-In: Ayyadurai / Ellis	0	0	0	0
Write-In: Boddie / Stoneham	0	0	0	0
Write-In: De la Cruz / Garcia	2	1	1	0
Write-In: Shelton / Serra	0	0	0	0
Write-In: Skousen / Combs	0	0	0	0
Not Assigned	3	3	0	0
Total Votes Cast	944	235	698	11

U.S. Senator

Vote For 1	TOTAL	Polls	Early Provisional	s
GALLEGO, RUBEN	670	156	507	7
LAKE, KARI	191	61	128	2
QUINTANA, EDUARDO	57	13	43	1
Write-In Totals	2	0	2	0
Write-In: Williams, Sarah	1	0	1	0
Write-In: Beckett, Christopher	0	0	0	0
Write-In: Sanders, Steven Cavin	0	0	0	0
Write-In: Bozic, David	0	0	0	0
Write-In: Petty, Shawn	0	0	0	0
Write-In: Rodriguez, Benjamin	0	0	0	0
Write-In: Prosser, Jannie "Jannie"	0	0	0	0
Not Assigned	1	0	1	0
Total Votes Cast	920	230	680	10

U.S. Representative in Congress District 7

Vote For 1	TOTAL	Polls	Early Provisional	s
GRIJALVA, RAÚL M.	713	165	540	8
BUTIEREZ SR., DANIEL FRANCIS	204	63	138	3
Write-In Totals	1	0	1	0
Not Assigned	1	0	1	0
Total Votes Cast	918	228	679	11

Precinct 043

State Senator District 20

Vote For 1

	TOTAL	Polls	Early Provisional	S
GONZALES, SALLY ANN	760	168	584	8
Write-In Totals	17	4	13	0
Not Assigned	17	4	13	0
Total Votes Cast	777	172	597	8

State Representative Dist. 20

Vote For 2

	TOTAL	Polls	Early Provisional	S
HERNANDEZ, ALMA	553	117	433	3
VILLEGAS, BETTY	571	107	458	6
Write-In Totals	19	4	15	0
Not Assigned	19	4	15	0
Total Votes Cast	1,143	228	906	9

Corporation Commissioner

Vote For 3

	TOTAL	Polls	Early Provisional	S
AGUILAR, YLENIA	592	117	471	4
HILL, JONATHON	493	79	411	3
POLACHECK, JOSHUA	474	72	399	3
LOPEZ, RENE	190	49	136	5
MARQUEZ PETERSON, LEA	161	48	111	2
WALDEN, RACHEL	160	40	118	2
CEASE, MIKE	40	10	30	0
LUXENBERG, NINA	49	8	41	0
Write-In Totals	3	1	2	0
Write-In: Bertone, Frank	0	0	0	0
Not Assigned	3	1	2	0
Total Votes Cast	2,162	424	1,719	19

Board of Supervisors District 5

Vote For 1

	TOTAL	Polls	Early Provisional	S
GRIJALVA, ADELITA	672	145	520	7
ROMERO, VAL	189	57	129	3
Write-In Totals	4	1	2	1
Not Assigned	4	1	2	1
Total Votes Cast	865	203	651	11

Precinct 043

County Assessor

Vote For 1

	TOTAL	Polls	Early Provisional	S
DROUBIE, SUZANNE	740	158	576	6
Write-In Totals	14	4	9	1
Not Assigned	14	4	9	1
Total Votes Cast	754	162	585	7

County Attorney

Vote For 1

	TOTAL	Polls	Early Provisional	S
CONOVER, LAURA	661	139	515	7
DRUAN, HOWARD	148	41	104	3
Write-In Totals	7	2	5	0
Not Assigned	7	2	5	0
Total Votes Cast	816	182	624	10

County Recorder

Vote For 1

	TOTAL	Polls	Early Provisional	S
CÁZARES-KELLY, GABRIELLA	703	151	545	7
CAMPBELL-GONZALEZ, DOMINIC	179	57	120	2
Write-In Totals	1	1	0	0
Not Assigned	1	1	0	0
Total Votes Cast	883	209	665	9

County Sheriff

Vote For 1

	TOTAL	Polls	Early Provisional	S
NANOS, CHRIS	617	139	470	8
LAPPIN, HEATHER	270	74	193	3
Write-In Totals	6	0	6	0
Write-In: Di Genova, Trista	2	0	2	0
Not Assigned	4	0	4	0
Total Votes Cast	893	213	669	11

County Superintendent of Schools

Vote For 1

	TOTAL	Polls	Early Provisional	S
WILLIAMS, DUSTIN	731	158	567	6
Write-In Totals	17	4	12	1
Not Assigned	17	4	12	1
Total Votes Cast	748	162	579	7

Precinct 043

County Treasurer

Vote For 1

	TOTAL	Polls	Early Provisional	S
JOHNSON, BRIAN	658	141	510	7
ACKERLEY, CHRIS	225	60	161	4
Write-In Totals	2	2	0	0
Not Assigned	2	2	0	0
Total Votes Cast	885	203	671	11

Justice of the Peace Precinct 9

Vote For 1

	TOTAL	Polls	Early Provisional	S
GARZA, RENEE ANN	740	164	570	6
Write-In Totals	16	3	12	1
Not Assigned	16	3	12	1
Total Votes Cast	756	167	582	7

Constable Precinct 9

Vote For 1

	TOTAL	Polls	Early Provisional	S
Write-In Totals	116	28	86	2
Not Assigned	116	28	86	2
Total Votes Cast	116	28	86	2

KING, KATHRYN H.

Vote For 1

	TOTAL	Polls	Early Provisional	S
Yes / Si	444	114	325	5
No	321	52	267	2
Total Votes Cast	765	166	592	7

BOLICK, CLINT

Vote For 1

	TOTAL	Polls	Early Provisional	S
Yes / Si	375	87	284	4
No	367	69	296	2
Total Votes Cast	742	156	580	6

ECKERSTROM, PETER J.

Vote For 1

	TOTAL	Polls	Early Provisional	S
Yes / Si	550	110	434	6
No	184	53	130	1
Total Votes Cast	734	163	564	7

Precinct 043

STARING, CHRISTOPHER P.

Vote For 1				
	TOTAL	Polls	Early Provisional	s
Yes / Si	489	106	377	6
No	218	46	170	2
Total Votes Cast	707	152	547	8

GRIFFIN, BRENDEN J.

Vote For 1				
	TOTAL	Polls	Early Provisional	s
Yes / Si	508	116	388	4
No	210	47	160	3
Total Votes Cast	718	163	548	7

LEE, KENNETH

Vote For 1				
	TOTAL	Polls	Early Provisional	s
Yes / Si	510	114	391	5
No	199	44	153	2
Total Votes Cast	709	158	544	7

BRYSON, KYLE A.

Vote For 1				
	TOTAL	Polls	Early Provisional	s
Yes / Si	507	110	392	5
No	203	46	154	3
Total Votes Cast	710	156	546	8

COHEN, GARY J.

Vote For 1				
	TOTAL	Polls	Early Provisional	s
Yes / Si	498	107	385	6
No	209	46	161	2
Total Votes Cast	707	153	546	8

GORDON, RICHARD E.

Vote For 1				
	TOTAL	Polls	Early Provisional	s
Yes / Si	508	114	388	6
No	203	46	155	2
Total Votes Cast	711	160	543	8

Precinct 043

BUTLER, MICHAEL J.

Vote For 1

	TOTAL	Polls	Early Provisional	S
Yes / Si	503	114	383	6
No	206	46	159	1
Total Votes Cast	709	160	542	7

YEHLING, WAYNE E.

Vote For 1

	TOTAL	Polls	Early Provisional	S
Yes / Si	497	111	381	5
No	213	46	164	3
Total Votes Cast	710	157	545	8

CONSTANT, DANIELLE J.K.

Vote For 1

	TOTAL	Polls	Early Provisional	S
Yes / Si	512	113	392	7
No	205	49	155	1
Total Votes Cast	717	162	547	8

METCALF, D. DOUGLAS

Vote For 1

	TOTAL	Polls	Early Provisional	S
Yes / Si	503	118	381	4
No	210	45	162	3
Total Votes Cast	713	163	543	7

MCGINLEY, CASEY F.

Vote For 1

	TOTAL	Polls	Early Provisional	S
Yes / Si	514	113	394	7
No	195	46	148	1
Total Votes Cast	709	159	542	8

SAKALL, GREG

Vote For 1

	TOTAL	Polls	Early Provisional	S
Yes / Si	494	113	375	6
No	220	46	172	2
Total Votes Cast	714	159	547	8

Precinct 043

WAGENER, JOAN L.

Vote For 1

	TOTAL	Polls	Early Provisional	s
Yes / Si	518	114	399	5
No	202	48	151	3
Total Votes Cast	720	162	550	8

JOHNSON, KELLIE L.

Vote For 1

	TOTAL	Polls	Early Provisional	s
Yes / Si	471	112	353	6
No	250	51	197	2
Total Votes Cast	721	163	550	8

ORTIZ, KIMBERLY H.

Vote For 1

	TOTAL	Polls	Early Provisional	s
Yes / Si	528	120	402	6
No	188	40	146	2
Total Votes Cast	716	160	548	8

MCDONALD, SCOTT DAVID

Vote For 1

	TOTAL	Polls	Early Provisional	s
Yes / Si	490	118	366	6
No	223	45	176	2
Total Votes Cast	713	163	542	8

ABRAMS, LISA ILKA

Vote For 1

	TOTAL	Polls	Early Provisional	s
Yes / Si	521	121	393	7
No	191	39	151	1
Total Votes Cast	712	160	544	8

Governing Board - Tucson Unified School District (TUSD) No. 1

Vote For 3

	TOTAL	Polls	Early Provisional	s
ACOSTA RUIZ, PILAR	370	77	289	4
FLORES, ESTEBAN	338	71	264	3
LUNA ROSE, NATALIE	393	70	319	4
SHAH, RAVI	255	33	221	1
SHAW, SADIE	381	64	314	3
Write-In Totals	11	3	8	0
Not Assigned	11	3	8	0
Total Votes Cast	1,748	318	1,415	15

Precinct 043

Board of Governors - Pima Community College Dist. 5

Vote For 1

	TOTAL	Polls	Early Provisional	S
GONZALES, LUIS LOPEZ	303	92	209	2
MORALES, KARLA	419	78	334	7
Write-In Totals	5	3	2	0
Not Assigned	5	3	2	0
Total Votes Cast	727	173	545	9

PROPOSITION 133

Vote For 1

	TOTAL	Polls	Early Provisional	S
Yes / Si	312	95	215	2
No	492	99	387	6
Total Votes Cast	804	194	602	8

PROPOSITION 134

Vote For 1

	TOTAL	Polls	Early Provisional	S
Yes / Si	257	74	181	2
No	547	118	422	7
Total Votes Cast	804	192	603	9

PROPOSITION 135

Vote For 1

	TOTAL	Polls	Early Provisional	S
Yes / Si	297	87	206	4
No	489	97	387	5
Total Votes Cast	786	184	593	9

PROPOSITION 136

Vote For 1

	TOTAL	Polls	Early Provisional	S
Yes / Si	233	75	156	2
No	551	108	436	7
Total Votes Cast	784	183	592	9

PROPOSITION 137

Vote For 1

	TOTAL	Polls	Early Provisional	S
Yes / Si	185	54	130	1
No	596	129	460	7
Total Votes Cast	781	183	590	8

Precinct 043

PROPOSITION 138

Vote For 1

	TOTAL	Polls	Early Provisional	S
Yes / Si	180	50	127	3
No	652	153	493	6
Total Votes Cast	832	203	620	9

PROPOSITION 139

Vote For 1

	TOTAL	Polls	Early Provisional	S
Yes / Si	686	155	525	6
No	196	60	133	3
Total Votes Cast	882	215	658	9

PROPOSITION 140

Vote For 1

	TOTAL	Polls	Early Provisional	S
Yes / Si	473	113	357	3
No	382	83	293	6
Total Votes Cast	855	196	650	9

PROPOSITION 311

Vote For 1

	TOTAL	Polls	Early Provisional	S
Yes / Si	482	119	359	4
No	377	83	289	5
Total Votes Cast	859	202	648	9

PROPOSITION 312

Vote For 1

	TOTAL	Polls	Early Provisional	S
Yes / Si	443	120	320	3
No	411	79	326	6
Total Votes Cast	854	199	646	9

PROPOSITION 313

Vote For 1

	TOTAL	Polls	Early Provisional	S
Yes / Si	479	128	347	4
No	358	72	282	4
Total Votes Cast	837	200	629	8

Precinct 043

PROPOSITION 314

Vote For 1

	TOTAL	Polls	Early Provisional	S
Yes / Si	392	98	292	2
No	439	101	332	6
Total Votes Cast	831	199	624	8

PROPOSITION 315

Vote For 1

	TOTAL	Polls	Early Provisional	S
Yes / Si	297	85	210	2
No	518	107	405	6
Total Votes Cast	815	192	615	8

Summary Results Report
 General Election
 November 5, 2024

OFFICIAL RESULTS
 Summary of Votes Cast
 County of Pima

Precinct 044

Statistics	TOTAL	Polls	Early Provisionals	
Registered Voters - Total	2,853			
Ballots Cast - Total	1,735	253	1,461	21
Ballots Cast - Blank	25	4	19	2
Voter Turnout - Total	60.81%			

Presidential Electors

Vote For 1	TOTAL	Polls	Early Provisionals	
HARRIS, KAMALA D.	1,417	163	1,237	17
TRUMP, DONALD J.	258	77	178	3
OLIVER, CHASE	7	2	5	0
STEIN, JILL	29	7	22	0
Write-In Totals	11	2	9	0
Write-In: Ayyadurai / Ellis	0	0	0	0
Write-In: Boddie / Stoneham	0	0	0	0
Write-In: De la Cruz / Garcia	9	2	7	0
Write-In: Shelton / Serra	0	0	0	0
Write-In: Skousen / Combs	0	0	0	0
Not Assigned	2	0	2	0
Total Votes Cast	1,722	251	1,451	20

U.S. Senator

Vote For 1	TOTAL	Polls	Early Provisionals	
GALLEGO, RUBEN	1,410	163	1,232	15
LAKE, KARI	227	64	159	4
QUINTANA, EDUARDO	50	15	35	0
Write-In Totals	3	3	0	0
Write-In: Williams, Sarah	0	0	0	0
Write-In: Beckett, Christopher	0	0	0	0
Write-In: Sanders, Steven Cavin	0	0	0	0
Write-In: Bozic, David	0	0	0	0
Write-In: Petty, Shawn	0	0	0	0
Write-In: Rodriguez, Benjamin	0	0	0	0
Write-In: Prosser, Jannie "Jannie"	0	0	0	0
Not Assigned	3	3	0	0
Total Votes Cast	1,690	245	1,426	19

U.S. Representative in Congress District 7

Vote For 1	TOTAL	Polls	Early Provisionals	
GRIJALVA, RAÚL M.	1,405	168	1,223	14
BUTIEREZ SR., DANIEL FRANCIS	254	73	177	4
Write-In Totals	6	1	5	0
Not Assigned	6	1	5	0
Total Votes Cast	1,665	242	1,405	18

Precinct 044

State Senator District 20

Vote For 1

	TOTAL	Polls	Early Provisional	S
GONZALES, SALLY ANN	1,419	174	1,229	16
Write-In Totals	18	10	8	0
Not Assigned	18	10	8	0
Total Votes Cast	1,437	184	1,237	16

State Representative Dist. 20

Vote For 2

	TOTAL	Polls	Early Provisional	S
HERNANDEZ, ALMA	1,096	122	965	9
VILLEGAS, BETTY	1,198	121	1,067	10
Write-In Totals	28	14	14	0
Not Assigned	28	14	14	0
Total Votes Cast	2,322	257	2,046	19

Corporation Commissioner

Vote For 3

	TOTAL	Polls	Early Provisional	S
AGUILAR, YLENIA	1,193	112	1,074	7
HILL, JONATHON	1,120	103	1,009	8
POLACHECK, JOSHUA	1,091	96	987	8
LOPEZ, RENE	201	50	147	4
MARQUEZ PETERSON, LEA	191	41	147	3
WALDEN, RACHEL	186	41	142	3
CEASE, MIKE	97	23	73	1
LUXENBERG, NINA	107	18	89	0
Write-In Totals	5	2	3	0
Write-In: Bertone, Frank	0	0	0	0
Not Assigned	5	2	3	0
Total Votes Cast	4,191	486	3,671	34

Board of Supervisors District 5

Vote For 1

	TOTAL	Polls	Early Provisional	S
GRIJALVA, ADELITA	1,281	135	1,134	12
ROMERO, VAL	238	66	169	3
Write-In Totals	5	1	4	0
Not Assigned	5	1	4	0
Total Votes Cast	1,524	202	1,307	15

Precinct 044

County Assessor

Vote For 1

	TOTAL	Polls	Early Provisional	S
DROUBIE, SUZANNE	1,372	166	1,191	15
Write-In Totals	18	8	10	0
Not Assigned	18	8	10	0
Total Votes Cast	1,390	174	1,201	15

County Attorney

Vote For 1

	TOTAL	Polls	Early Provisional	S
CONOVER, LAURA	1,266	139	1,113	14
DRUAN, HOWARD	197	51	144	2
Write-In Totals	9	4	5	0
Not Assigned	9	4	5	0
Total Votes Cast	1,472	194	1,262	16

County Recorder

Vote For 1

	TOTAL	Polls	Early Provisional	S
CÁZARES-KELLY, GABRIELLA	1,323	142	1,170	11
CAMPBELL-GONZALEZ, DOMINIC	221	67	151	3
Write-In Totals	2	0	2	0
Not Assigned	2	0	2	0
Total Votes Cast	1,546	209	1,323	14

County Sheriff

Vote For 1

	TOTAL	Polls	Early Provisional	S
NANOS, CHRIS	1,121	132	977	12
LAPPIN, HEATHER	384	77	302	5
Write-In Totals	13	1	12	0
Write-In: Di Genova, Trista	1	0	1	0
Not Assigned	12	1	11	0
Total Votes Cast	1,518	210	1,291	17

County Superintendent of Schools

Vote For 1

	TOTAL	Polls	Early Provisional	S
WILLIAMS, DUSTIN	1,377	165	1,197	15
Write-In Totals	15	7	8	0
Not Assigned	15	7	8	0
Total Votes Cast	1,392	172	1,205	15

Precinct 044

County Treasurer

Vote For 1

	TOTAL	Polls	Early Provisional	S
JOHNSON, BRIAN	1,246	133	1,104	9
ACKERLEY, CHRIS	306	79	221	6
Write-In Totals	1	1	0	0
Not Assigned	1	1	0	0
Total Votes Cast	1,553	213	1,325	15

Justice of the Peace Precinct 9

Vote For 1

	TOTAL	Polls	Early Provisional	S
GARZA, RENEE ANN	1,356	166	1,175	15
Write-In Totals	25	10	15	0
Not Assigned	25	10	15	0
Total Votes Cast	1,381	176	1,190	15

Constable Precinct 9

Vote For 1

	TOTAL	Polls	Early Provisional	S
Write-In Totals	112	11	101	0
Not Assigned	112	11	101	0
Total Votes Cast	112	11	101	0

KING, KATHRYN H.

Vote For 1

	TOTAL	Polls	Early Provisional	S
Yes / Si	385	81	299	5
No	957	90	860	7
Total Votes Cast	1,342	171	1,159	12

BOLICK, CLINT

Vote For 1

	TOTAL	Polls	Early Provisional	S
Yes / Si	339	65	271	3
No	997	103	885	9
Total Votes Cast	1,336	168	1,156	12

ECKERSTROM, PETER J.

Vote For 1

	TOTAL	Polls	Early Provisional	S
Yes / Si	912	100	807	5
No	265	54	207	4
Total Votes Cast	1,177	154	1,014	9

Precinct 044

STARING, CHRISTOPHER P.

Vote For 1		TOTAL	Polls	Early Provisional	S
Yes / Si		732	92	635	5
No		419	56	359	4
Total Votes Cast		1,151	148	994	9

GRIFFIN, BRENDEN J.

Vote For 1		TOTAL	Polls	Early Provisional	S
Yes / Si		768	90	674	4
No		352	58	288	6
Total Votes Cast		1,120	148	962	10

LEE, KENNETH

Vote For 1		TOTAL	Polls	Early Provisional	S
Yes / Si		808	90	714	4
No		317	59	252	6
Total Votes Cast		1,125	149	966	10

BRYSON, KYLE A.

Vote For 1		TOTAL	Polls	Early Provisional	S
Yes / Si		817	95	717	5
No		299	53	241	5
Total Votes Cast		1,116	148	958	10

COHEN, GARY J.

Vote For 1		TOTAL	Polls	Early Provisional	S
Yes / Si		785	86	693	6
No		324	64	256	4
Total Votes Cast		1,109	150	949	10

GORDON, RICHARD E.

Vote For 1		TOTAL	Polls	Early Provisional	S
Yes / Si		783	89	690	4
No		325	58	261	6
Total Votes Cast		1,108	147	951	10

Precinct 044

BUTLER, MICHAEL J.

Vote For 1

	TOTAL	Polls	Early Provisional	S
Yes / Si	804	90	709	5
No	308	56	247	5
Total Votes Cast	1,112	146	956	10

YEHLING, WAYNE E.

Vote For 1

	TOTAL	Polls	Early Provisional	S
Yes / Si	781	88	689	4
No	325	61	258	6
Total Votes Cast	1,106	149	947	10

CONSTANT, DANIELLE J.K.

Vote For 1

	TOTAL	Polls	Early Provisional	S
Yes / Si	781	94	682	5
No	331	55	271	5
Total Votes Cast	1,112	149	953	10

METCALF, D. DOUGLAS

Vote For 1

	TOTAL	Polls	Early Provisional	S
Yes / Si	781	91	686	4
No	327	57	264	6
Total Votes Cast	1,108	148	950	10

MCGINLEY, CASEY F.

Vote For 1

	TOTAL	Polls	Early Provisional	S
Yes / Si	797	88	705	4
No	313	56	251	6
Total Votes Cast	1,110	144	956	10

SAKALL, GREG

Vote For 1

	TOTAL	Polls	Early Provisional	S
Yes / Si	751	87	660	4
No	363	61	296	6
Total Votes Cast	1,114	148	956	10

Precinct 044

WAGENER, JOAN L.

Vote For 1

	TOTAL	Polls	Early Provisional	S
Yes / Si	797	92	699	6
No	320	57	259	4
Total Votes Cast	1,117	149	958	10

JOHNSON, KELLIE L.

Vote For 1

	TOTAL	Polls	Early Provisional	S
Yes / Si	526	78	443	5
No	626	74	547	5
Total Votes Cast	1,152	152	990	10

ORTIZ, KIMBERLY H.

Vote For 1

	TOTAL	Polls	Early Provisional	S
Yes / Si	828	94	729	5
No	287	55	227	5
Total Votes Cast	1,115	149	956	10

MCDONALD, SCOTT DAVID

Vote For 1

	TOTAL	Polls	Early Provisional	S
Yes / Si	726	88	634	4
No	389	61	322	6
Total Votes Cast	1,115	149	956	10

ABRAMS, LISA ILKA

Vote For 1

	TOTAL	Polls	Early Provisional	S
Yes / Si	817	95	717	5
No	294	53	237	4
Total Votes Cast	1,111	148	954	9

Governing Board - Tucson Unified School District (TUSD) No. 1

Vote For 3

	TOTAL	Polls	Early Provisional	S
ACOSTA RUIZ, PILAR	395	61	333	1
FLORES, ESTEBAN	239	39	198	2
LUNA ROSE, NATALIE	881	97	777	7
SHAH, RAVI	745	64	676	5
SHAW, SADIE	792	73	715	4
Write-In Totals	10	1	9	0
Not Assigned	10	1	9	0
Total Votes Cast	3,062	335	2,708	19

Precinct 044

Board of Governors - Pima Community College Dist. 5

Vote For 1

	TOTAL	Polls	Early Provisional	S
GONZALES, LUIS LOPEZ	421	60	354	7
MORALES, KARLA	637	85	548	4
Write-In Totals	4	1	3	0
Not Assigned	4	1	3	0
Total Votes Cast	1,062	146	905	11

PROPOSITION 133

Vote For 1

	TOTAL	Polls	Early Provisional	S
Yes / Si	286	73	208	5
No	1,198	135	1,053	10
Total Votes Cast	1,484	208	1,261	15

PROPOSITION 134

Vote For 1

	TOTAL	Polls	Early Provisional	S
Yes / Si	226	51	168	7
No	1,265	154	1,104	7
Total Votes Cast	1,491	205	1,272	14

PROPOSITION 135

Vote For 1

	TOTAL	Polls	Early Provisional	S
Yes / Si	315	74	233	8
No	1,164	130	1,027	7
Total Votes Cast	1,479	204	1,260	15

PROPOSITION 136

Vote For 1

	TOTAL	Polls	Early Provisional	S
Yes / Si	208	55	148	5
No	1,248	141	1,097	10
Total Votes Cast	1,456	196	1,245	15

PROPOSITION 137

Vote For 1

	TOTAL	Polls	Early Provisional	S
Yes / Si	135	28	104	3
No	1,322	167	1,145	10
Total Votes Cast	1,457	195	1,249	13

Precinct 044

PROPOSITION 138

Vote For 1

	TOTAL	Polls	Early Provisional	S
Yes / Si	148	34	112	2
No	1,365	178	1,173	14
Total Votes Cast	1,513	212	1,285	16

PROPOSITION 139

Vote For 1

	TOTAL	Polls	Early Provisional	S
Yes / Si	1,452	181	1,255	16
No	161	47	113	1
Total Votes Cast	1,613	228	1,368	17

PROPOSITION 140

Vote For 1

	TOTAL	Polls	Early Provisional	S
Yes / Si	694	127	556	11
No	863	89	768	6
Total Votes Cast	1,557	216	1,324	17

PROPOSITION 311

Vote For 1

	TOTAL	Polls	Early Provisional	S
Yes / Si	540	108	425	7
No	1,014	105	900	9
Total Votes Cast	1,554	213	1,325	16

PROPOSITION 312

Vote For 1

	TOTAL	Polls	Early Provisional	S
Yes / Si	472	107	357	8
No	1,066	105	953	8
Total Votes Cast	1,538	212	1,310	16

PROPOSITION 313

Vote For 1

	TOTAL	Polls	Early Provisional	S
Yes / Si	486	103	374	9
No	993	100	887	6
Total Votes Cast	1,479	203	1,261	15

Precinct 044

PROPOSITION 314

Vote For 1

	TOTAL	Polls	Early Provisional	S
Yes / Si	360	80	272	8
No	1,124	123	993	8
Total Votes Cast	1,484	203	1,265	16

PROPOSITION 315

Vote For 1

	TOTAL	Polls	Early Provisional	S
Yes / Si	293	66	219	8
No	1,145	128	1,009	8
Total Votes Cast	1,438	194	1,228	16

Summary Results Report
 General Election
 November 5, 2024

OFFICIAL RESULTS
 Summary of Votes Cast
 County of Pima

Precinct 045

Statistics	TOTAL	Polls	Early Provisional	s
Registered Voters - Total	2,087			
Ballots Cast - Total	1,677	195	1,471	11
Ballots Cast - Blank	17	3	12	2
Voter Turnout - Total	80.35%			

Presidential Electors

Vote For 1	TOTAL	Polls	Early Provisional	s
HARRIS, KAMALA D.	1,405	126	1,271	8
TRUMP, DONALD J.	226	64	159	3
OLIVER, CHASE	5	0	5	0
STEIN, JILL	19	1	18	0
Write-In Totals	12	2	10	0
Write-In: Ayyadurai / Ellis	0	0	0	0
Write-In: Boddie / Stoneham	0	0	0	0
Write-In: De la Cruz / Garcia	6	1	5	0
Write-In: Shelton / Serra	0	0	0	0
Write-In: Skousen / Combs	0	0	0	0
Not Assigned	6	1	5	0
Total Votes Cast	1,667	193	1,463	11

U.S. Senator

Vote For 1	TOTAL	Polls	Early Provisional	s
GALLEGO, RUBEN	1,387	122	1,258	7
LAKE, KARI	203	58	141	4
QUINTANA, EDUARDO	40	11	29	0
Write-In Totals	3	1	2	0
Write-In: Williams, Sarah	0	0	0	0
Write-In: Beckett, Christopher	0	0	0	0
Write-In: Sanders, Steven Cavin	0	0	0	0
Write-In: Bozic, David	0	0	0	0
Write-In: Petty, Shawn	0	0	0	0
Write-In: Rodriguez, Benjamin	0	0	0	0
Write-In: Prosser, Jannie "Jannie"	0	0	0	0
Not Assigned	3	1	2	0
Total Votes Cast	1,633	192	1,430	11

U.S. Representative in Congress District 7

Vote For 1	TOTAL	Polls	Early Provisional	s
GRIJALVA, RAÚL M.	1,384	120	1,255	9
BUTIEREZ SR., DANIEL FRANCIS	211	61	149	1
Write-In Totals	7	1	6	0
Not Assigned	7	1	6	0
Total Votes Cast	1,602	182	1,410	10

Precinct 045

State Senator District 20

Vote For 1

	TOTAL	Polls	Early Provisional	S
GONZALES, SALLY ANN	1,379	131	1,241	7
Write-In Totals	28	6	21	1
Not Assigned	28	6	21	1
Total Votes Cast	1,407	137	1,262	8

State Representative Dist. 20

Vote For 2

	TOTAL	Polls	Early Provisional	S
HERNANDEZ, ALMA	1,170	103	1,063	4
VILLEGAS, BETTY	1,129	91	1,031	7
Write-In Totals	31	8	23	0
Not Assigned	31	8	23	0
Total Votes Cast	2,330	202	2,117	11

Corporation Commissioner

Vote For 3

	TOTAL	Polls	Early Provisional	S
AGUILAR, YLENIA	1,237	93	1,138	6
HILL, JONATHON	1,193	83	1,104	6
POLACHECK, JOSHUA	1,159	81	1,074	4
LOPEZ, RENE	171	38	131	2
MARQUEZ PETERSON, LEA	182	43	139	0
WALDEN, RACHEL	171	41	128	2
CEASE, MIKE	61	11	50	0
LUXENBERG, NINA	78	13	65	0
Write-In Totals	4	1	3	0
Write-In: Bertone, Frank	0	0	0	0
Not Assigned	4	1	3	0
Total Votes Cast	4,256	404	3,832	20

Board of Supervisors District 2

Vote For 1

	TOTAL	Polls	Early Provisional	S
HEINZ, MATT	1,343	107	1,229	7
BACKER, JOHN	216	60	153	3
Write-In Totals	5	2	3	0
Not Assigned	5	2	3	0
Total Votes Cast	1,564	169	1,385	10

Precinct 045

County Assessor

Vote For 1

	TOTAL	Polls	Early Provisional	S
DROUBIE, SUZANNE	1,370	129	1,232	9
Write-In Totals	18	5	13	0
Not Assigned	18	5	13	0
Total Votes Cast	1,388	134	1,245	9

County Attorney

Vote For 1

	TOTAL	Polls	Early Provisional	S
CONOVER, LAURA	1,251	103	1,141	7
DRUAN, HOWARD	192	43	146	3
Write-In Totals	16	2	14	0
Not Assigned	16	2	14	0
Total Votes Cast	1,459	148	1,301	10

County Recorder

Vote For 1

	TOTAL	Polls	Early Provisional	S
CÁZARES-KELLY, GABRIELLA	1,358	115	1,235	8
CAMPBELL-GONZALEZ, DOMINIC	186	51	133	2
Write-In Totals	3	0	3	0
Not Assigned	3	0	3	0
Total Votes Cast	1,547	166	1,371	10

County Sheriff

Vote For 1

	TOTAL	Polls	Early Provisional	S
NANOS, CHRIS	1,096	96	992	8
LAPPIN, HEATHER	398	73	323	2
Write-In Totals	12	1	11	0
Write-In: Di Genova, Trista	3	1	2	0
Not Assigned	9	0	9	0
Total Votes Cast	1,506	170	1,326	10

County Superintendent of Schools

Vote For 1

	TOTAL	Polls	Early Provisional	S
WILLIAMS, DUSTIN	1,347	124	1,214	9
Write-In Totals	20	4	16	0
Not Assigned	20	4	16	0
Total Votes Cast	1,367	128	1,230	9

Precinct 045

County Treasurer

Vote For 1

	TOTAL	Polls	Early Provisional	S
JOHNSON, BRIAN	1,285	101	1,175	9
ACKERLEY, CHRIS	246	60	185	1
Write-In Totals	5	2	3	0
Not Assigned	5	2	3	0
Total Votes Cast	1,536	163	1,363	10

Justice of the Peace Precinct 9

Vote For 1

	TOTAL	Polls	Early Provisional	S
GARZA, RENEE ANN	1,325	129	1,188	8
Write-In Totals	22	4	18	0
Not Assigned	22	4	18	0
Total Votes Cast	1,347	133	1,206	8

Constable Precinct 9

Vote For 1

	TOTAL	Polls	Early Provisional	S
Write-In Totals	142	18	123	1
Not Assigned	142	18	123	1
Total Votes Cast	142	18	123	1

KING, KATHRYN H.

Vote For 1

	TOTAL	Polls	Early Provisional	S
Yes / Si	389	60	324	5
No	957	66	888	3
Total Votes Cast	1,346	126	1,212	8

BOLICK, CLINT

Vote For 1

	TOTAL	Polls	Early Provisional	S
Yes / Si	348	51	293	4
No	989	74	911	4
Total Votes Cast	1,337	125	1,204	8

ECKERSTROM, PETER J.

Vote For 1

	TOTAL	Polls	Early Provisional	S
Yes / Si	945	70	869	6
No	253	42	210	1
Total Votes Cast	1,198	112	1,079	7

Precinct 045

STARING, CHRISTOPHER P.

Vote For 1

	TOTAL	Polls	Early Provisional	S
Yes / Si	782	67	709	6
No	373	42	330	1
Total Votes Cast	1,155	109	1,039	7

GRIFFIN, BRENDEN J.

Vote For 1

	TOTAL	Polls	Early Provisional	S
Yes / Si	773	66	702	5
No	355	41	312	2
Total Votes Cast	1,128	107	1,014	7

LEE, KENNETH

Vote For 1

	TOTAL	Polls	Early Provisional	S
Yes / Si	821	64	751	6
No	306	46	259	1
Total Votes Cast	1,127	110	1,010	7

BRYSON, KYLE A.

Vote For 1

	TOTAL	Polls	Early Provisional	S
Yes / Si	839	61	774	4
No	294	48	243	3
Total Votes Cast	1,133	109	1,017	7

COHEN, GARY J.

Vote For 1

	TOTAL	Polls	Early Provisional	S
Yes / Si	797	61	731	5
No	319	46	271	2
Total Votes Cast	1,116	107	1,002	7

GORDON, RICHARD E.

Vote For 1

	TOTAL	Polls	Early Provisional	S
Yes / Si	817	64	748	5
No	307	46	259	2
Total Votes Cast	1,124	110	1,007	7

Precinct 045

BUTLER, MICHAEL J.

Vote For 1

	TOTAL	Polls	Early Provisional	S
Yes / Si	824	62	757	5
No	301	46	253	2
Total Votes Cast	1,125	108	1,010	7

YEHLING, WAYNE E.

Vote For 1

	TOTAL	Polls	Early Provisional	S
Yes / Si	819	66	747	6
No	303	45	257	1
Total Votes Cast	1,122	111	1,004	7

CONSTANT, DANIELLE J.K.

Vote For 1

	TOTAL	Polls	Early Provisional	S
Yes / Si	759	61	692	6
No	361	46	314	1
Total Votes Cast	1,120	107	1,006	7

METCALF, D. DOUGLAS

Vote For 1

	TOTAL	Polls	Early Provisional	S
Yes / Si	805	63	737	5
No	320	47	271	2
Total Votes Cast	1,125	110	1,008	7

MCGINLEY, CASEY F.

Vote For 1

	TOTAL	Polls	Early Provisional	S
Yes / Si	827	62	761	4
No	300	49	248	3
Total Votes Cast	1,127	111	1,009	7

SAKALL, GREG

Vote For 1

	TOTAL	Polls	Early Provisional	S
Yes / Si	778	63	710	5
No	350	47	301	2
Total Votes Cast	1,128	110	1,011	7

Precinct 045

WAGENER, JOAN L.

	TOTAL	Polls	Early Provisional	S
Vote For 1				
Yes / Si	803	66	732	5
No	321	44	275	2
Total Votes Cast	1,124	110	1,007	7

JOHNSON, KELLIE L.

	TOTAL	Polls	Early Provisional	S
Vote For 1				
Yes / Si	525	57	463	5
No	634	55	577	2
Total Votes Cast	1,159	112	1,040	7

ORTIZ, KIMBERLY H.

	TOTAL	Polls	Early Provisional	S
Vote For 1				
Yes / Si	825	66	754	5
No	285	43	240	2
Total Votes Cast	1,110	109	994	7

MCDONALD, SCOTT DAVID

	TOTAL	Polls	Early Provisional	S
Vote For 1				
Yes / Si	740	61	675	4
No	387	51	333	3
Total Votes Cast	1,127	112	1,008	7

ABRAMS, LISA ILKA

	TOTAL	Polls	Early Provisional	S
Vote For 1				
Yes / Si	834	62	767	5
No	281	45	234	2
Total Votes Cast	1,115	107	1,001	7

Governing Board - Tucson Unified School District (TUSD) No. 1

	TOTAL	Polls	Early Provisional	S
Vote For 3				
ACOSTA RUIZ, PILAR	366	52	312	2
FLORES, ESTEBAN	278	46	230	2
LUNA ROSE, NATALIE	923	53	869	1
SHAH, RAVI	826	54	770	2
SHAW, SADIE	819	57	758	4
Write-In Totals	14	3	11	0
Not Assigned	14	3	11	0
Total Votes Cast	3,226	265	2,950	11

Precinct 045

PROPOSITION 133

Vote For 1		TOTAL	Polls	Early Provisional	S
Yes / Si		282	60	217	5
No		1,199	103	1,092	4
Total Votes Cast		1,481	163	1,309	9

PROPOSITION 134

Vote For 1		TOTAL	Polls	Early Provisional	S
Yes / Si		225	41	181	3
No		1,268	123	1,139	6
Total Votes Cast		1,493	164	1,320	9

PROPOSITION 135

Vote For 1		TOTAL	Polls	Early Provisional	S
Yes / Si		323	76	243	4
No		1,127	91	1,032	4
Total Votes Cast		1,450	167	1,275	8

PROPOSITION 136

Vote For 1		TOTAL	Polls	Early Provisional	S
Yes / Si		219	47	168	4
No		1,246	119	1,123	4
Total Votes Cast		1,465	166	1,291	8

PROPOSITION 137

Vote For 1		TOTAL	Polls	Early Provisional	S
Yes / Si		137	28	109	0
No		1,330	140	1,183	7
Total Votes Cast		1,467	168	1,292	7

PROPOSITION 138

Vote For 1		TOTAL	Polls	Early Provisional	S
Yes / Si		148	38	108	2
No		1,350	134	1,209	7
Total Votes Cast		1,498	172	1,317	9

Precinct 045

PROPOSITION 139

Vote For 1

	TOTAL	Polls	Early Provisional	S
Yes / Si	1,459	145	1,307	7
No	155	41	112	2
Total Votes Cast	1,614	186	1,419	9

PROPOSITION 140

Vote For 1

	TOTAL	Polls	Early Provisional	S
Yes / Si	740	91	643	6
No	819	87	729	3
Total Votes Cast	1,559	178	1,372	9

PROPOSITION 311

Vote For 1

	TOTAL	Polls	Early Provisional	S
Yes / Si	570	99	464	7
No	983	77	904	2
Total Votes Cast	1,553	176	1,368	9

PROPOSITION 312

Vote For 1

	TOTAL	Polls	Early Provisional	S
Yes / Si	481	90	387	4
No	1,066	83	978	5
Total Votes Cast	1,547	173	1,365	9

PROPOSITION 313

Vote For 1

	TOTAL	Polls	Early Provisional	S
Yes / Si	480	89	389	2
No	1,022	85	932	5
Total Votes Cast	1,502	174	1,321	7

PROPOSITION 314

Vote For 1

	TOTAL	Polls	Early Provisional	S
Yes / Si	374	80	290	4
No	1,136	92	1,041	3
Total Votes Cast	1,510	172	1,331	7

Precinct 045

PROPOSITION 315

Vote For 1

	TOTAL	Polls	Early Provisional	S
Yes / Si	312	57	252	3
No	1,139	101	1,034	4
Total Votes Cast	1,451	158	1,286	7

Precinct 046

Statistics	TOTAL	Polls	Early Provisional	s
Registered Voters - Total	1,066			
Ballots Cast - Total	937	101	833	3
Ballots Cast - Blank	8	1	6	1
Voter Turnout - Total	87.90%			

Presidential Electors

Vote For 1	TOTAL	Polls	Early Provisional	s
HARRIS, KAMALA D.	392	23	369	0
TRUMP, DONALD J.	518	74	441	3
OLIVER, CHASE	11	1	10	0
STEIN, JILL	4	0	4	0
Write-In Totals	5	2	3	0
Write-In: Ayyadurai / Ellis	1	0	1	0
Write-In: Boddie / Stoneham	0	0	0	0
Write-In: De la Cruz / Garcia	0	0	0	0
Write-In: Shelton / Serra	0	0	0	0
Write-In: Skousen / Combs	0	0	0	0
Not Assigned	4	2	2	0
Total Votes Cast	930	100	827	3

U.S. Senator

Vote For 1	TOTAL	Polls	Early Provisional	s
GALLEGO, RUBEN	416	25	390	1
LAKE, KARI	482	69	411	2
QUINTANA, EDUARDO	16	2	14	0
Write-In Totals	7	2	5	0
Write-In: Williams, Sarah	2	0	2	0
Write-In: Beckett, Christopher	0	0	0	0
Write-In: Sanders, Steven Cavin	2	0	2	0
Write-In: Bozic, David	0	0	0	0
Write-In: Petty, Shawn	0	0	0	0
Write-In: Rodriguez, Benjamin	0	0	0	0
Write-In: Prosser, Jannie "Jannie"	0	0	0	0
Not Assigned	3	2	1	0
Total Votes Cast	921	98	820	3

Summary Results Report
 General Election
 November 5, 2024

OFFICIAL RESULTS
 Summary of Votes Cast
 County of Pima

Precinct 046

U.S. Representative in Congress District 6

Vote For 1

	TOTAL	Polls	Early Provisional	S
ENGEL, KIRSTEN	381	24	357	0
CISCOMANI, JUAN	517	67	447	3
EASTWOOD, ATHENA	18	4	14	0
Write-In Totals	1	1	0	0
Write-In: Pozzolo, Luis	0	0	0	0
Not Assigned	1	1	0	0
Total Votes Cast	917	96	818	3

State Senator District 17

Vote For 1

	TOTAL	Polls	Early Provisional	S
MCLEAN, JOHN	397	22	375	0
LEACH, VENDEN "VINCE"	511	72	438	1
Write-In Totals	1	0	1	0
Not Assigned	1	0	1	0
Total Votes Cast	909	94	814	1

State Representative Dist. 17

Vote For 2

	TOTAL	Polls	Early Provisional	S
VOLK, KEVIN	393	21	372	0
JONES, RACHEL	495	67	427	1
MCGARR, CORY	447	57	389	1
Write-In Totals	2	0	2	0
Not Assigned	2	0	2	0
Total Votes Cast	1,337	145	1,190	2

Corporation Commissioner

Vote For 3

	TOTAL	Polls	Early Provisional	S
AGUILAR, YLENIA	350	16	334	0
HILL, JONATHON	350	15	335	0
POLACHECK, JOSHUA	332	13	319	0
LOPEZ, RENE	474	61	411	2
MARQUEZ PETERSON, LEA	484	62	421	1
WALDEN, RACHEL	477	67	409	1
CEASE, MIKE	24	3	21	0
LUXENBERG, NINA	21	1	20	0
Write-In Totals	0	0	0	0
Write-In: Bertone, Frank	0	0	0	0
Not Assigned	0	0	0	0
Total Votes Cast	2,512	238	2,270	4

Precinct 046

Board of Supervisors District 4

Vote For 1

	TOTAL	Polls	Early Provisional	S
BECHTOL, VANESSA	352	16	336	0
CHRISTY, STEPHEN W. "STEVE"	542	75	466	1
Write-In Totals	0	0	0	0
Not Assigned	0	0	0	0
Total Votes Cast	894	91	802	1

County Assessor

Vote For 1

	TOTAL	Polls	Early Provisional	S
DROUBIE, SUZANNE	499	37	462	0
Write-In Totals	28	6	22	0
Not Assigned	28	6	22	0
Total Votes Cast	527	43	484	0

County Attorney

Vote For 1

	TOTAL	Polls	Early Provisional	S
CONOVER, LAURA	414	29	385	0
DRUAN, HOWARD	210	29	180	1
Write-In Totals	10	1	9	0
Not Assigned	10	1	9	0
Total Votes Cast	634	59	574	1

County Recorder

Vote For 1

	TOTAL	Polls	Early Provisional	S
CÁZARES-KELLY, GABRIELLA	385	17	368	0
CAMPBELL-GONZALEZ, DOMINIC	498	74	422	2
Write-In Totals	1	0	1	0
Not Assigned	1	0	1	0
Total Votes Cast	884	91	791	2

County Sheriff

Vote For 1

	TOTAL	Polls	Early Provisional	S
NANOS, CHRIS	317	25	292	0
LAPPIN, HEATHER	582	68	511	3
Write-In Totals	5	1	4	0
Write-In: Di Genova, Trista	0	0	0	0
Not Assigned	5	1	4	0
Total Votes Cast	904	94	807	3

Precinct 046

County Superintendent of Schools

Vote For 1

	TOTAL	Polls	Early Provisional	S
WILLIAMS, DUSTIN	485	35	449	1
Write-In Totals	22	5	17	0
Not Assigned	22	5	17	0
Total Votes Cast	507	40	466	1

County Treasurer

Vote For 1

	TOTAL	Polls	Early Provisional	S
JOHNSON, BRIAN	330	14	316	0
ACKERLEY, CHRIS	563	77	484	2
Write-In Totals	0	0	0	0
Not Assigned	0	0	0	0
Total Votes Cast	893	91	800	2

Constable Precinct 8

Vote For 1

	TOTAL	Polls	Early Provisional	S
TOTH, CHRISTOPHER	344	18	326	0
LAKE, BILL	541	73	468	0
Write-In Totals	0	0	0	0
Not Assigned	0	0	0	0
Total Votes Cast	885	91	794	0

KING, KATHRYN H.

Vote For 1

	TOTAL	Polls	Early Provisional	S
Yes / Si	402	50	352	0
No	323	22	301	0
Total Votes Cast	725	72	653	0

BOLICK, CLINT

Vote For 1

	TOTAL	Polls	Early Provisional	S
Yes / Si	381	49	332	0
No	340	22	318	0
Total Votes Cast	721	71	650	0

ECKERSTROM, PETER J.

Vote For 1

	TOTAL	Polls	Early Provisional	S
Yes / Si	484	48	436	0
No	165	16	149	0
Total Votes Cast	649	64	585	0

Precinct 046

STARING, CHRISTOPHER P.

Vote For 1

	TOTAL	Polls	Early Provisional	S
Yes / Si	493	46	447	0
No	156	18	138	0
Total Votes Cast	649	64	585	0

GRIFFIN, BRENDEN J.

Vote For 1

	TOTAL	Polls	Early Provisional	S
Yes / Si	473	46	427	0
No	153	21	132	0
Total Votes Cast	626	67	559	0

LEE, KENNETH

Vote For 1

	TOTAL	Polls	Early Provisional	S
Yes / Si	466	45	421	0
No	160	20	140	0
Total Votes Cast	626	65	561	0

BRYSON, KYLE A.

Vote For 1

	TOTAL	Polls	Early Provisional	S
Yes / Si	471	45	426	0
No	147	20	127	0
Total Votes Cast	618	65	553	0

COHEN, GARY J.

Vote For 1

	TOTAL	Polls	Early Provisional	S
Yes / Si	471	46	425	0
No	146	20	126	0
Total Votes Cast	617	66	551	0

GORDON, RICHARD E.

Vote For 1

	TOTAL	Polls	Early Provisional	S
Yes / Si	469	43	426	0
No	145	21	124	0
Total Votes Cast	614	64	550	0

Precinct 046

BUTLER, MICHAEL J.

Vote For 1

	TOTAL	Polls	Early Provisional	S
Yes / Si	477	44	433	0
No	145	21	124	0
Total Votes Cast	622	65	557	0

YEHLING, WAYNE E.

Vote For 1

	TOTAL	Polls	Early Provisional	S
Yes / Si	467	45	422	0
No	153	20	133	0
Total Votes Cast	620	65	555	0

CONSTANT, DANIELLE J.K.

Vote For 1

	TOTAL	Polls	Early Provisional	S
Yes / Si	449	45	404	0
No	167	20	147	0
Total Votes Cast	616	65	551	0

METCALF, D. DOUGLAS

Vote For 1

	TOTAL	Polls	Early Provisional	S
Yes / Si	473	46	427	0
No	150	19	131	0
Total Votes Cast	623	65	558	0

MCGINLEY, CASEY F.

Vote For 1

	TOTAL	Polls	Early Provisional	S
Yes / Si	484	48	436	0
No	137	17	120	0
Total Votes Cast	621	65	556	0

SAKALL, GREG

Vote For 1

	TOTAL	Polls	Early Provisional	S
Yes / Si	482	46	436	0
No	141	19	122	0
Total Votes Cast	623	65	558	0

Precinct 046

WAGENER, JOAN L.

Vote For 1

	TOTAL	Polls	Early Provisional	S
Yes / Si	466	45	421	0
No	151	20	131	0
Total Votes Cast	617	65	552	0

JOHNSON, KELLIE L.

Vote For 1

	TOTAL	Polls	Early Provisional	S
Yes / Si	439	47	392	0
No	194	18	176	0
Total Votes Cast	633	65	568	0

ORTIZ, KIMBERLY H.

Vote For 1

	TOTAL	Polls	Early Provisional	S
Yes / Si	469	46	423	0
No	144	19	125	0
Total Votes Cast	613	65	548	0

MCDONALD, SCOTT DAVID

Vote For 1

	TOTAL	Polls	Early Provisional	S
Yes / Si	467	46	421	0
No	149	20	129	0
Total Votes Cast	616	66	550	0

ABRAMS, LISA ILKA

Vote For 1

	TOTAL	Polls	Early Provisional	S
Yes / Si	473	47	426	0
No	149	18	131	0
Total Votes Cast	622	65	557	0

Governing Board - Tanque Verde Unified School District No. 13

Vote For 3

	TOTAL	Polls	Early Provisional	S
BRENT, CHRISTY	321	50	271	0
NEFF, JEFFREY	406	36	370	0
SCHALK, JEREMY	348	32	316	0
VELOSA, ANNE	391	32	359	0
Write-In Totals	10	0	10	0
Not Assigned	10	0	10	0
Total Votes Cast	1,476	150	1,326	0

Precinct 046

PROPOSITION 133

Vote For 1

	TOTAL	Polls	Early Provisional	s
Yes / Si	330	42	285	3
No	520	53	467	0
Total Votes Cast	850	95	752	3

PROPOSITION 134

Vote For 1

	TOTAL	Polls	Early Provisional	s
Yes / Si	382	55	326	1
No	476	40	435	1
Total Votes Cast	858	95	761	2

PROPOSITION 135

Vote For 1

	TOTAL	Polls	Early Provisional	s
Yes / Si	402	64	337	1
No	453	32	420	1
Total Votes Cast	855	96	757	2

PROPOSITION 136

Vote For 1

	TOTAL	Polls	Early Provisional	s
Yes / Si	305	49	255	1
No	530	44	485	1
Total Votes Cast	835	93	740	2

PROPOSITION 137

Vote For 1

	TOTAL	Polls	Early Provisional	s
Yes / Si	175	22	152	1
No	676	74	602	0
Total Votes Cast	851	96	754	1

PROPOSITION 138

Vote For 1

	TOTAL	Polls	Early Provisional	s
Yes / Si	231	29	202	0
No	641	69	570	2
Total Votes Cast	872	98	772	2

Precinct 046

PROPOSITION 139

Vote For 1

	TOTAL	Polls	Early Provisional	S
Yes / Si	537	46	490	1
No	372	54	317	1
Total Votes Cast	909	100	807	2

PROPOSITION 140

Vote For 1

	TOTAL	Polls	Early Provisional	S
Yes / Si	330	44	285	1
No	564	52	511	1
Total Votes Cast	894	96	796	2

PROPOSITION 311

Vote For 1

	TOTAL	Polls	Early Provisional	S
Yes / Si	564	75	487	2
No	330	22	308	0
Total Votes Cast	894	97	795	2

PROPOSITION 312

Vote For 1

	TOTAL	Polls	Early Provisional	S
Yes / Si	545	74	470	1
No	345	21	324	0
Total Votes Cast	890	95	794	1

PROPOSITION 313

Vote For 1

	TOTAL	Polls	Early Provisional	S
Yes / Si	487	67	419	1
No	368	24	343	1
Total Votes Cast	855	91	762	2

PROPOSITION 314

Vote For 1

	TOTAL	Polls	Early Provisional	S
Yes / Si	533	73	458	2
No	321	17	304	0
Total Votes Cast	854	90	762	2

Precinct 046

PROPOSITION 315

Vote For 1

	TOTAL	Polls	Early Provisional	S
Yes / Si	391	54	336	1
No	441	31	410	0
Total Votes Cast	832	85	746	1

Summary Results Report
 General Election
 November 5, 2024

OFFICIAL RESULTS
 Summary of Votes Cast
 County of Pima

Precinct 047

Statistics	TOTAL	Polls	Early Provisional	s
Registered Voters - Total	4,279			
Ballots Cast - Total	2,211	393	1,792	26
Ballots Cast - Blank	30	10	17	3
Voter Turnout - Total	51.67%			

Presidential Electors

Vote For 1	TOTAL	Polls	Early Provisional	s
HARRIS, KAMALA D.	1,625	233	1,380	12
TRUMP, DONALD J.	524	150	362	12
OLIVER, CHASE	15	3	12	0
STEIN, JILL	21	3	16	2
Write-In Totals	9	0	9	0
Write-In: Ayyadurai / Ellis	0	0	0	0
Write-In: Boddie / Stoneham	0	0	0	0
Write-In: De la Cruz / Garcia	3	0	3	0
Write-In: Shelton / Serra	0	0	0	0
Write-In: Skousen / Combs	0	0	0	0
Not Assigned	6	0	6	0
Total Votes Cast	2,194	389	1,779	26

U.S. Senator

Vote For 1	TOTAL	Polls	Early Provisional	s
GALLEGO, RUBEN	1,614	240	1,361	13
LAKE, KARI	395	111	279	5
QUINTANA, EDUARDO	125	26	96	3
Write-In Totals	3	0	3	0
Write-In: Williams, Sarah	0	0	0	0
Write-In: Beckett, Christopher	0	0	0	0
Write-In: Sanders, Steven Cavin	0	0	0	0
Write-In: Bozic, David	0	0	0	0
Write-In: Petty, Shawn	0	0	0	0
Write-In: Rodriguez, Benjamin	0	0	0	0
Write-In: Prosser, Jannie "Jannie"	0	0	0	0
Not Assigned	3	0	3	0
Total Votes Cast	2,137	377	1,739	21

U.S. Representative in Congress District 7

Vote For 1	TOTAL	Polls	Early Provisional	s
GRIJALVA, RAÚL M.	1,686	267	1,404	15
BUTIEREZ SR., DANIEL FRANCIS	423	107	312	4
Write-In Totals	7	1	6	0
Not Assigned	7	1	6	0
Total Votes Cast	2,116	375	1,722	19

Summary Results Report
 General Election
 November 5, 2024

OFFICIAL RESULTS
 Summary of Votes Cast
 County of Pima

Precinct 047

State Senator District 20

Vote For 1

	TOTAL	Polls	Early Provisional	S
GONZALES, SALLY ANN	1,792	295	1,487	10
Write-In Totals	35	8	27	0
Not Assigned	35	8	27	0
Total Votes Cast	1,827	303	1,514	10

State Representative Dist. 20

Vote For 2

	TOTAL	Polls	Early Provisional	S
HERNANDEZ, ALMA	1,529	242	1,280	7
VILLEGAS, BETTY	1,217	167	1,045	5
Write-In Totals	41	4	37	0
Not Assigned	41	4	37	0
Total Votes Cast	2,787	413	2,362	12

Corporation Commissioner

Vote For 3

	TOTAL	Polls	Early Provisional	S
AGUILAR, YLENIA	1,482	205	1,268	9
HILL, JONATHON	1,143	135	1,006	2
POLACHECK, JOSHUA	1,185	140	1,044	1
LOPEZ, RENE	438	106	328	4
MARQUEZ PETERSON, LEA	321	71	247	3
WALDEN, RACHEL	320	69	246	5
CEASE, MIKE	85	15	68	2
LUXENBERG, NINA	98	16	80	2
Write-In Totals	9	1	8	0
Write-In: Bertone, Frank	0	0	0	0
Not Assigned	9	1	8	0
Total Votes Cast	5,081	758	4,295	28

Board of Supervisors District 2

Vote For 1

	TOTAL	Polls	Early Provisional	S
HEINZ, MATT	1,630	245	1,378	7
BACKER, JOHN	420	115	301	4
Write-In Totals	3	1	2	0
Not Assigned	3	1	2	0
Total Votes Cast	2,053	361	1,681	11

Precinct 047

County Assessor

Vote For 1

	TOTAL	Polls	Early Provisional	S
DROUBIE, SUZANNE	1,784	289	1,483	12
Write-In Totals	28	5	23	0
Not Assigned	28	5	23	0
Total Votes Cast	1,812	294	1,506	12

County Attorney

Vote For 1

	TOTAL	Polls	Early Provisional	S
CONOVER, LAURA	1,594	258	1,326	10
DRUAN, HOWARD	314	72	237	5
Write-In Totals	17	2	15	0
Not Assigned	17	2	15	0
Total Votes Cast	1,925	332	1,578	15

County Recorder

Vote For 1

	TOTAL	Polls	Early Provisional	S
CÁZARES-KELLY, GABRIELLA	1,646	246	1,389	11
CAMPBELL-GONZALEZ, DOMINIC	396	105	285	6
Write-In Totals	4	2	2	0
Not Assigned	4	2	2	0
Total Votes Cast	2,046	353	1,676	17

County Sheriff

Vote For 1

	TOTAL	Polls	Early Provisional	S
NANOS, CHRIS	1,470	236	1,226	8
LAPPIN, HEATHER	569	121	439	9
Write-In Totals	16	3	13	0
Write-In: Di Genova, Trista	2	0	2	0
Not Assigned	14	3	11	0
Total Votes Cast	2,055	360	1,678	17

County Superintendent of Schools

Vote For 1

	TOTAL	Polls	Early Provisional	S
WILLIAMS, DUSTIN	1,769	288	1,468	13
Write-In Totals	35	7	28	0
Not Assigned	35	7	28	0
Total Votes Cast	1,804	295	1,496	13

Precinct 047

County Treasurer

Vote For 1

	TOTAL	Polls	Early Provisional	S
JOHNSON, BRIAN	1,581	240	1,329	12
ACKERLEY, CHRIS	463	112	346	5
Write-In Totals	3	1	2	0
Not Assigned	3	1	2	0
Total Votes Cast	2,047	353	1,677	17

Justice of the Peace Precinct 9

Vote For 1

	TOTAL	Polls	Early Provisional	S
GARZA, RENEE ANN	1,788	294	1,483	11
Write-In Totals	32	6	26	0
Not Assigned	32	6	26	0
Total Votes Cast	1,820	300	1,509	11

Constable Precinct 9

Vote For 1

	TOTAL	Polls	Early Provisional	S
Write-In Totals	224	35	188	1
Not Assigned	224	35	188	1
Total Votes Cast	224	35	188	1

KING, KATHRYN H.

Vote For 1

	TOTAL	Polls	Early Provisional	S
Yes / Si	995	187	799	9
No	822	110	705	7
Total Votes Cast	1,817	297	1,504	16

BOLICK, CLINT

Vote For 1

	TOTAL	Polls	Early Provisional	S
Yes / Si	856	158	691	7
No	916	132	775	9
Total Votes Cast	1,772	290	1,466	16

ECKERSTROM, PETER J.

Vote For 1

	TOTAL	Polls	Early Provisional	S
Yes / Si	1,280	191	1,080	9
No	466	97	362	7
Total Votes Cast	1,746	288	1,442	16

Precinct 047

STARING, CHRISTOPHER P.

Vote For 1

	TOTAL	Polls	Early Provisional	S
Yes / Si	1,146	187	954	5
No	540	97	433	10
Total Votes Cast	1,686	284	1,387	15

GRIFFIN, BRENDEN J.

Vote For 1

	TOTAL	Polls	Early Provisional	S
Yes / Si	1,206	191	1,006	9
No	505	90	408	7
Total Votes Cast	1,711	281	1,414	16

LEE, KENNETH

Vote For 1

	TOTAL	Polls	Early Provisional	S
Yes / Si	1,208	182	1,019	7
No	484	95	381	8
Total Votes Cast	1,692	277	1,400	15

BRYSON, KYLE A.

Vote For 1

	TOTAL	Polls	Early Provisional	S
Yes / Si	1,187	181	999	7
No	505	93	403	9
Total Votes Cast	1,692	274	1,402	16

COHEN, GARY J.

Vote For 1

	TOTAL	Polls	Early Provisional	S
Yes / Si	1,180	178	995	7
No	509	96	404	9
Total Votes Cast	1,689	274	1,399	16

GORDON, RICHARD E.

Vote For 1

	TOTAL	Polls	Early Provisional	S
Yes / Si	1,201	184	1,010	7
No	489	88	393	8
Total Votes Cast	1,690	272	1,403	15

Precinct 047

BUTLER, MICHAEL J.

Vote For 1

	TOTAL	Polls	Early Provisional	S
Yes / Si	1,211	186	1,017	8
No	486	88	390	8
Total Votes Cast	1,697	274	1,407	16

YEHLING, WAYNE E.

Vote For 1

	TOTAL	Polls	Early Provisional	S
Yes / Si	1,168	179	983	6
No	529	97	422	10
Total Votes Cast	1,697	276	1,405	16

CONSTANT, DANIELLE J.K.

Vote For 1

	TOTAL	Polls	Early Provisional	S
Yes / Si	1,210	189	1,012	9
No	481	82	393	6
Total Votes Cast	1,691	271	1,405	15

METCALF, D. DOUGLAS

Vote For 1

	TOTAL	Polls	Early Provisional	S
Yes / Si	1,185	183	994	8
No	510	94	408	8
Total Votes Cast	1,695	277	1,402	16

MCGINLEY, CASEY F.

Vote For 1

	TOTAL	Polls	Early Provisional	S
Yes / Si	1,201	185	1,008	8
No	487	86	393	8
Total Votes Cast	1,688	271	1,401	16

SAKALL, GREG

Vote For 1

	TOTAL	Polls	Early Provisional	S
Yes / Si	1,156	186	962	8
No	529	90	431	8
Total Votes Cast	1,685	276	1,393	16

Precinct 047

WAGENER, JOAN L.

Vote For 1

	TOTAL	Polls	Early Provisional	S
Yes / Si	1,203	181	1,013	9
No	490	97	386	7
Total Votes Cast	1,693	278	1,399	16

JOHNSON, KELLIE L.

Vote For 1

	TOTAL	Polls	Early Provisional	S
Yes / Si	1,056	177	870	9
No	637	98	532	7
Total Votes Cast	1,693	275	1,402	16

ORTIZ, KIMBERLY H.

Vote For 1

	TOTAL	Polls	Early Provisional	S
Yes / Si	1,291	207	1,074	10
No	415	71	338	6
Total Votes Cast	1,706	278	1,412	16

MCDONALD, SCOTT DAVID

Vote For 1

	TOTAL	Polls	Early Provisional	S
Yes / Si	1,140	178	953	9
No	550	96	447	7
Total Votes Cast	1,690	274	1,400	16

ABRAMS, LISA ILKA

Vote For 1

	TOTAL	Polls	Early Provisional	S
Yes / Si	1,240	192	1,039	9
No	446	82	357	7
Total Votes Cast	1,686	274	1,396	16

Governing Board - Tucson Unified School District (TUSD) No. 1

Vote For 3

	TOTAL	Polls	Early Provisional	S
ACOSTA RUIZ, PILAR	962	154	800	8
FLORES, ESTEBAN	822	119	698	5
LUNA ROSE, NATALIE	1,250	173	1,072	5
SHAH, RAVI	575	59	514	2
SHAW, SADIE	705	93	607	5
Write-In Totals	23	3	20	0
Not Assigned	23	3	20	0
Total Votes Cast	4,337	601	3,711	25

Precinct 047

PROPOSITION 133

Vote For 1		TOTAL	Polls	Early Provisional	S
Yes / Si	644	141	494	9	
No	1,299	204	1,086	9	
Total Votes Cast	1,943	345	1,580	18	

PROPOSITION 134

Vote For 1		TOTAL	Polls	Early Provisional	S
Yes / Si	570	131	433	6	
No	1,371	211	1,148	12	
Total Votes Cast	1,941	342	1,581	18	

PROPOSITION 135

Vote For 1		TOTAL	Polls	Early Provisional	S
Yes / Si	593	136	449	8	
No	1,310	198	1,103	9	
Total Votes Cast	1,903	334	1,552	17	

PROPOSITION 136

Vote For 1		TOTAL	Polls	Early Provisional	S
Yes / Si	493	119	366	8	
No	1,399	207	1,183	9	
Total Votes Cast	1,892	326	1,549	17	

PROPOSITION 137

Vote For 1		TOTAL	Polls	Early Provisional	S
Yes / Si	398	101	291	6	
No	1,495	232	1,254	9	
Total Votes Cast	1,893	333	1,545	15	

PROPOSITION 138

Vote For 1		TOTAL	Polls	Early Provisional	S
Yes / Si	320	75	240	5	
No	1,647	273	1,361	13	
Total Votes Cast	1,967	348	1,601	18	

Precinct 047

PROPOSITION 139

Vote For 1

	TOTAL	Polls	Early Provisional	S
Yes / Si	1,598	248	1,332	18
No	496	122	370	4
Total Votes Cast	2,094	370	1,702	22

PROPOSITION 140

Vote For 1

	TOTAL	Polls	Early Provisional	S
Yes / Si	988	193	787	8
No	1,033	159	866	8
Total Votes Cast	2,021	352	1,653	16

PROPOSITION 311

Vote For 1

	TOTAL	Polls	Early Provisional	S
Yes / Si	1,167	219	938	10
No	877	137	734	6
Total Votes Cast	2,044	356	1,672	16

PROPOSITION 312

Vote For 1

	TOTAL	Polls	Early Provisional	S
Yes / Si	952	190	752	10
No	1,066	162	898	6
Total Votes Cast	2,018	352	1,650	16

PROPOSITION 313

Vote For 1

	TOTAL	Polls	Early Provisional	S
Yes / Si	1,061	225	824	12
No	934	120	810	4
Total Votes Cast	1,995	345	1,634	16

PROPOSITION 314

Vote For 1

	TOTAL	Polls	Early Provisional	S
Yes / Si	815	167	640	8
No	1,156	176	975	5
Total Votes Cast	1,971	343	1,615	13

Precinct 047

PROPOSITION 315

Vote For 1

	TOTAL	Polls	Early Provisional	S
Yes / Sí	586	126	454	6
No	1,342	201	1,133	8
Total Votes Cast	1,928	327	1,587	14

PROPOSITION 408

Vote For 1

	TOTAL	Polls	Early Provisional	S
Yes / Sí	688	117	563	8
No	383	77	305	1
Total Votes Cast	1,071	194	868	9

PROPOSITION 409

Vote For 1

	TOTAL	Polls	Early Provisional	S
Bond Approval, Yes / Aprobación de Bonos, Sí	640	122	511	7
Bond Approval, No / Aprobación de Bonos, No	452	84	366	2
Total Votes Cast	1,092	206	877	9

Summary Results Report
 General Election
 November 5, 2024

OFFICIAL RESULTS
 Summary of Votes Cast
 County of Pima

Precinct 048

Statistics	TOTAL	Polls	Early Provisionals	
Registered Voters - Total	3,224			
Ballots Cast - Total	1,640	337	1,285	18
Ballots Cast - Blank	33	11	20	2
Voter Turnout - Total	50.87%			

Presidential Electors

Vote For 1	TOTAL	Polls	Early Provisionals	
HARRIS, KAMALA D.	985	168	810	7
TRUMP, DONALD J.	612	157	444	11
OLIVER, CHASE	3	1	2	0
STEIN, JILL	14	4	10	0
Write-In Totals	11	4	7	0
Write-In: Ayyadurai / Ellis	1	0	1	0
Write-In: Boddie / Stoneham	0	0	0	0
Write-In: De la Cruz / Garcia	0	0	0	0
Write-In: Shelton / Serra	0	0	0	0
Write-In: Skousen / Combs	0	0	0	0
Not Assigned	10	4	6	0
Total Votes Cast	1,625	334	1,273	18

U.S. Senator

Vote For 1	TOTAL	Polls	Early Provisionals	
GALLEGO, RUBEN	1,024	193	823	8
LAKE, KARI	509	119	384	6
QUINTANA, EDUARDO	71	16	55	0
Write-In Totals	6	2	4	0
Write-In: Williams, Sarah	0	0	0	0
Write-In: Beckett, Christopher	0	0	0	0
Write-In: Sanders, Steven Cavin	0	0	0	0
Write-In: Bozic, David	0	0	0	0
Write-In: Petty, Shawn	0	0	0	0
Write-In: Rodriguez, Benjamin	0	0	0	0
Write-In: Prosser, Jannie "Jannie"	0	0	0	0
Not Assigned	6	2	4	0
Total Votes Cast	1,610	330	1,266	14

U.S. Representative in Congress District 7

Vote For 1	TOTAL	Polls	Early Provisionals	
GRIJALVA, RAÚL M.	1,053	208	837	8
BUTIEREZ SR., DANIEL FRANCIS	524	113	407	4
Write-In Totals	5	3	2	0
Not Assigned	5	3	2	0
Total Votes Cast	1,582	324	1,246	12

Summary Results Report
 General Election
 November 5, 2024

OFFICIAL RESULTS
 Summary of Votes Cast
 County of Pima

Precinct 048

State Senator District 21

Vote For 1

	TOTAL	Polls	Early Provisional	S
GABALDÓN, ROSANNA	1,229	238	987	4
Write-In Totals	51	11	39	1
Not Assigned	51	11	39	1
Total Votes Cast	1,280	249	1,026	5

State Representative Dist. 21

Vote For 2

	TOTAL	Polls	Early Provisional	S
HERNANDEZ, CONSUELO	937	166	767	4
STAHL HAMILTON, STEPHANIE	681	90	588	3
KIBBEY, CHRISTOPHER	519	120	395	4
Write-In Totals	15	4	11	0
Not Assigned	15	4	11	0
Total Votes Cast	2,152	380	1,761	11

Corporation Commissioner

Vote For 3

	TOTAL	Polls	Early Provisional	S
AGUILAR, YLENIA	870	140	725	5
HILL, JONATHON	744	103	639	2
POLACHECK, JOSHUA	666	80	583	3
LOPEZ, RENE	428	96	328	4
MARQUEZ PETERSON, LEA	433	86	344	3
WALDEN, RACHEL	424	89	332	3
CEASE, MIKE	55	11	44	0
LUXENBERG, NINA	69	23	46	0
Write-In Totals	4	1	3	0
Write-In: Bertone, Frank	0	0	0	0
Not Assigned	4	1	3	0
Total Votes Cast	3,693	629	3,044	20

Board of Supervisors District 2

Vote For 1

	TOTAL	Polls	Early Provisional	S
HEINZ, MATT	1,011	179	828	4
BACKER, JOHN	540	133	403	4
Write-In Totals	2	2	0	0
Not Assigned	2	2	0	0
Total Votes Cast	1,553	314	1,231	8

Precinct 048

County Assessor

Vote For 1

	TOTAL	Polls	Early Provisional	S
DROUBIE, SUZANNE	1,246	246	993	7
Write-In Totals	49	11	37	1
Not Assigned	49	11	37	1
Total Votes Cast	1,295	257	1,030	8

County Attorney

Vote For 1

	TOTAL	Polls	Early Provisional	S
CONOVER, LAURA	1,067	211	849	7
DRUAN, HOWARD	289	60	228	1
Write-In Totals	21	6	14	1
Not Assigned	21	6	14	1
Total Votes Cast	1,377	277	1,091	9

County Recorder

Vote For 1

	TOTAL	Polls	Early Provisional	S
CÁZARES-KELLY, GABRIELLA	1,004	174	824	6
CAMPBELL-GONZALEZ, DOMINIC	527	134	388	5
Write-In Totals	1	1	0	0
Not Assigned	1	1	0	0
Total Votes Cast	1,532	309	1,212	11

County Sheriff

Vote For 1

	TOTAL	Polls	Early Provisional	S
NANOS, CHRIS	935	169	759	7
LAPPIN, HEATHER	618	142	471	5
Write-In Totals	3	1	2	0
Write-In: Di Genova, Trista	0	0	0	0
Not Assigned	3	1	2	0
Total Votes Cast	1,556	312	1,232	12

County Superintendent of Schools

Vote For 1

	TOTAL	Polls	Early Provisional	S
WILLIAMS, DUSTIN	1,238	244	988	6
Write-In Totals	45	11	33	1
Not Assigned	45	11	33	1
Total Votes Cast	1,283	255	1,021	7

Precinct 048

County Treasurer

Vote For 1

	TOTAL	Polls	Early Provisional	S
JOHNSON, BRIAN	971	173	794	4
ACKERLEY, CHRIS	571	134	431	6
Write-In Totals	3	1	2	0
Not Assigned	3	1	2	0
Total Votes Cast	1,545	308	1,227	10

Justice of the Peace Precinct 2

Vote For 1

	TOTAL	Polls	Early Provisional	S
CORNEJO, ERICA	1,244	249	991	4
Write-In Totals	46	10	35	1
Not Assigned	46	10	35	1
Total Votes Cast	1,290	259	1,026	5

KING, KATHRYN H.

Vote For 1

	TOTAL	Polls	Early Provisional	S
Yes / Si	863	186	674	3
No	537	95	437	5
Total Votes Cast	1,400	281	1,111	8

BOLICK, CLINT

Vote For 1

	TOTAL	Polls	Early Provisional	S
Yes / Si	792	163	625	4
No	571	102	465	4
Total Votes Cast	1,363	265	1,090	8

ECKERSTROM, PETER J.

Vote For 1

	TOTAL	Polls	Early Provisional	S
Yes / Si	977	190	785	2
No	382	83	294	5
Total Votes Cast	1,359	273	1,079	7

STARING, CHRISTOPHER P.

Vote For 1

	TOTAL	Polls	Early Provisional	S
Yes / Si	907	171	733	3
No	415	87	324	4
Total Votes Cast	1,322	258	1,057	7

Precinct 048

GRIFFIN, BRENDEN J.

Vote For 1

	TOTAL	Polls	Early Provisional	S
Yes / Si	962	191	767	4
No	380	78	299	3
Total Votes Cast	1,342	269	1,066	7

LEE, KENNETH

Vote For 1

	TOTAL	Polls	Early Provisional	S
Yes / Si	955	184	769	2
No	390	83	303	4
Total Votes Cast	1,345	267	1,072	6

BRYSON, KYLE A.

Vote For 1

	TOTAL	Polls	Early Provisional	S
Yes / Si	956	183	769	4
No	379	79	297	3
Total Votes Cast	1,335	262	1,066	7

COHEN, GARY J.

Vote For 1

	TOTAL	Polls	Early Provisional	S
Yes / Si	950	188	757	5
No	391	77	313	1
Total Votes Cast	1,341	265	1,070	6

GORDON, RICHARD E.

Vote For 1

	TOTAL	Polls	Early Provisional	S
Yes / Si	960	180	777	3
No	375	84	287	4
Total Votes Cast	1,335	264	1,064	7

BUTLER, MICHAEL J.

Vote For 1

	TOTAL	Polls	Early Provisional	S
Yes / Si	967	194	770	3
No	379	74	301	4
Total Votes Cast	1,346	268	1,071	7

Precinct 048

YEHLING, WAYNE E.

Vote For 1

	TOTAL	Polls	Early Provisional	S
Yes / Si	940	183	752	5
No	406	84	320	2
Total Votes Cast	1,346	267	1,072	7

CONSTANT, DANIELLE J.K.

Vote For 1

	TOTAL	Polls	Early Provisional	S
Yes / Si	943	180	759	4
No	397	88	306	3
Total Votes Cast	1,340	268	1,065	7

METCALF, D. DOUGLAS

Vote For 1

	TOTAL	Polls	Early Provisional	S
Yes / Si	944	179	761	4
No	397	88	306	3
Total Votes Cast	1,341	267	1,067	7

MCGINLEY, CASEY F.

Vote For 1

	TOTAL	Polls	Early Provisional	S
Yes / Si	942	175	765	2
No	398	90	303	5
Total Votes Cast	1,340	265	1,068	7

SAKALL, GREG

Vote For 1

	TOTAL	Polls	Early Provisional	S
Yes / Si	930	176	751	3
No	409	88	317	4
Total Votes Cast	1,339	264	1,068	7

WAGENER, JOAN L.

Vote For 1

	TOTAL	Polls	Early Provisional	S
Yes / Si	962	175	782	5
No	379	89	289	1
Total Votes Cast	1,341	264	1,071	6

Precinct 048

JOHNSON, KELLIE L.

Vote For 1

	TOTAL	Polls	Early Provisional	S
Yes / Si	913	181	729	3
No	432	85	342	5
Total Votes Cast	1,345	266	1,071	8

ORTIZ, KIMBERLY H.

Vote For 1

	TOTAL	Polls	Early Provisional	S
Yes / Si	1,006	196	807	3
No	334	69	261	4
Total Votes Cast	1,340	265	1,068	7

MCDONALD, SCOTT DAVID

Vote For 1

	TOTAL	Polls	Early Provisional	S
Yes / Si	926	184	738	4
No	415	80	332	3
Total Votes Cast	1,341	264	1,070	7

ABRAMS, LISA ILKA

Vote For 1

	TOTAL	Polls	Early Provisional	S
Yes / Si	979	185	790	4
No	369	82	284	3
Total Votes Cast	1,348	267	1,074	7

PROPOSITION 133

Vote For 1

	TOTAL	Polls	Early Provisional	S
Yes / Si	601	140	458	3
No	856	163	685	8
Total Votes Cast	1,457	303	1,143	11

PROPOSITION 134

Vote For 1

	TOTAL	Polls	Early Provisional	S
Yes / Si	534	136	393	5
No	918	161	750	7
Total Votes Cast	1,452	297	1,143	12

Precinct 048

PROPOSITION 135

Vote For 1		TOTAL	Polls	Early Provisional	S
Yes / Si	625	158	463	4	
No	807	136	664	7	
Total Votes Cast	1,432	294	1,127	11	

PROPOSITION 136

Vote For 1		TOTAL	Polls	Early Provisional	S
Yes / Si	496	125	368	3	
No	929	161	760	8	
Total Votes Cast	1,425	286	1,128	11	

PROPOSITION 137

Vote For 1		TOTAL	Polls	Early Provisional	S
Yes / Si	386	93	290	3	
No	1,035	198	828	9	
Total Votes Cast	1,421	291	1,118	12	

PROPOSITION 138

Vote For 1		TOTAL	Polls	Early Provisional	S
Yes / Si	313	84	227	2	
No	1,160	216	931	13	
Total Votes Cast	1,473	300	1,158	15	

PROPOSITION 139

Vote For 1		TOTAL	Polls	Early Provisional	S
Yes / Si	1,109	209	890	10	
No	452	115	331	6	
Total Votes Cast	1,561	324	1,221	16	

PROPOSITION 140

Vote For 1		TOTAL	Polls	Early Provisional	S
Yes / Si	810	179	625	6	
No	715	133	575	7	
Total Votes Cast	1,525	312	1,200	13	

Precinct 048

PROPOSITION 311

Vote For 1

	TOTAL	Polls	Early Provisional	S
Yes / Si	1,017	225	783	9
No	517	95	417	5
Total Votes Cast	1,534	320	1,200	14

PROPOSITION 312

Vote For 1

	TOTAL	Polls	Early Provisional	S
Yes / Si	914	214	695	5
No	601	97	498	6
Total Votes Cast	1,515	311	1,193	11

PROPOSITION 313

Vote For 1

	TOTAL	Polls	Early Provisional	S
Yes / Si	1,005	210	787	8
No	475	87	381	7
Total Votes Cast	1,480	297	1,168	15

PROPOSITION 314

Vote For 1

	TOTAL	Polls	Early Provisional	S
Yes / Si	804	160	640	4
No	662	131	520	11
Total Votes Cast	1,466	291	1,160	15

PROPOSITION 315

Vote For 1

	TOTAL	Polls	Early Provisional	S
Yes / Si	623	148	470	5
No	820	141	672	7
Total Votes Cast	1,443	289	1,142	12

Summary Results Report
 General Election
 November 5, 2024

OFFICIAL RESULTS
 Summary of Votes Cast
 County of Pima

Precinct 049

Statistics	TOTAL	Polls	Early Provisional	S
Registered Voters - Total	1,769			
Ballots Cast - Total	1,449	267	1,173	9
Ballots Cast - Blank	24	8	16	0
Voter Turnout - Total	81.91%			

Presidential Electors

Vote For 1	TOTAL	Polls	Early Provisional	S
HARRIS, KAMALA D.	658	84	571	3
TRUMP, DONALD J.	756	176	574	6
OLIVER, CHASE	10	3	7	0
STEIN, JILL	11	1	10	0
Write-In Totals	8	3	5	0
Write-In: Ayyadurai / Ellis	0	0	0	0
Write-In: Boddie / Stoneham	0	0	0	0
Write-In: De la Cruz / Garcia	0	0	0	0
Write-In: Shelton / Serra	0	0	0	0
Write-In: Skousen / Combs	0	0	0	0
Not Assigned	8	3	5	0
Total Votes Cast	1,443	267	1,167	9

U.S. Senator

Vote For 1	TOTAL	Polls	Early Provisional	S
GALLEGO, RUBEN	706	100	602	4
LAKE, KARI	665	152	509	4
QUINTANA, EDUARDO	39	9	29	1
Write-In Totals	4	1	3	0
Write-In: Williams, Sarah	0	0	0	0
Write-In: Beckett, Christopher	0	0	0	0
Write-In: Sanders, Steven Cavin	0	0	0	0
Write-In: Bozic, David	0	0	0	0
Write-In: Petty, Shawn	0	0	0	0
Write-In: Rodriguez, Benjamin	0	0	0	0
Write-In: Prosser, Jannie "Jannie"	0	0	0	0
Not Assigned	4	1	3	0
Total Votes Cast	1,414	262	1,143	9

Summary Results Report
 General Election
 November 5, 2024

OFFICIAL RESULTS
 Summary of Votes Cast
 County of Pima

Precinct 049

U.S. Representative in Congress District 6

Vote For 1

	TOTAL	Polls	Early Provisional	s
ENGEL, KIRSTEN	635	80	552	3
CISCOMANI, JUAN	746	173	568	5
EASTWOOD, ATHENA	35	7	27	1
Write-In Totals	0	0	0	0
Write-In: Pozzolo, Luis	0	0	0	0
Not Assigned	0	0	0	0
Total Votes Cast	1,416	260	1,147	9

State Senator District 17

Vote For 1

	TOTAL	Polls	Early Provisional	s
MCLEAN, JOHN	689	88	597	4
LEACH, VENDEN "VINCE"	704	164	536	4
Write-In Totals	0	0	0	0
Not Assigned	0	0	0	0
Total Votes Cast	1,393	252	1,133	8

State Representative Dist. 17

Vote For 2

	TOTAL	Polls	Early Provisional	s
VOLK, KEVIN	673	85	585	3
JONES, RACHEL	667	142	521	4
MCGARR, CORY	591	122	466	3
Write-In Totals	9	3	6	0
Not Assigned	9	3	6	0
Total Votes Cast	1,940	352	1,578	10

Corporation Commissioner

Vote For 3

	TOTAL	Polls	Early Provisional	s
AGUILAR, YLENIA	574	62	509	3
HILL, JONATHON	551	55	494	2
POLACHECK, JOSHUA	499	48	451	0
LOPEZ, RENE	616	125	490	1
MARQUEZ PETERSON, LEA	599	111	485	3
WALDEN, RACHEL	650	127	520	3
CEASE, MIKE	60	12	47	1
LUXENBERG, NINA	58	10	48	0
Write-In Totals	3	0	3	0
Write-In: Bertone, Frank	0	0	0	0
Not Assigned	3	0	3	0
Total Votes Cast	3,610	550	3,047	13

Precinct 049

Board of Supervisors District 4

Vote For 1

	TOTAL	Polls	Early Provisional	S
BECHTOL, VANESSA	607	69	534	4
CHRISTY, STEPHEN W. "STEVE"	765	171	589	5
Write-In Totals	1	0	1	0
Not Assigned	1	0	1	0
Total Votes Cast	1,373	240	1,124	9

County Assessor

Vote For 1

	TOTAL	Polls	Early Provisional	S
DROUBIE, SUZANNE	902	136	759	7
Write-In Totals	53	13	40	0
Not Assigned	53	13	40	0
Total Votes Cast	955	149	799	7

County Attorney

Vote For 1

	TOTAL	Polls	Early Provisional	S
CONOVER, LAURA	724	109	612	3
DRUAN, HOWARD	363	80	280	3
Write-In Totals	28	6	22	0
Not Assigned	28	6	22	0
Total Votes Cast	1,115	195	914	6

County Recorder

Vote For 1

	TOTAL	Polls	Early Provisional	S
CÁZARES-KELLY, GABRIELLA	663	80	578	5
CAMPBELL-GONZALEZ, DOMINIC	681	156	522	3
Write-In Totals	1	0	1	0
Not Assigned	1	0	1	0
Total Votes Cast	1,345	236	1,101	8

County Sheriff

Vote For 1

	TOTAL	Polls	Early Provisional	S
NANOS, CHRIS	570	76	493	1
LAPPIN, HEATHER	804	169	627	8
Write-In Totals	2	1	1	0
Write-In: Di Genova, Trista	0	0	0	0
Not Assigned	2	1	1	0
Total Votes Cast	1,376	246	1,121	9

Precinct 049

County Superintendent of Schools

Vote For 1

	TOTAL	Polls	Early Provisional	S
WILLIAMS, DUSTIN	898	139	752	7
Write-In Totals	52	15	37	0
Not Assigned	52	15	37	0
Total Votes Cast	950	154	789	7

County Treasurer

Vote For 1

	TOTAL	Polls	Early Provisional	S
JOHNSON, BRIAN	588	66	520	2
ACKERLEY, CHRIS	766	169	590	7
Write-In Totals	0	0	0	0
Not Assigned	0	0	0	0
Total Votes Cast	1,354	235	1,110	9

Justice of the Peace Precinct 2

Vote For 1

	TOTAL	Polls	Early Provisional	S
CORNEJO, ERICA	907	140	762	5
Write-In Totals	45	12	33	0
Not Assigned	45	12	33	0
Total Votes Cast	952	152	795	5

KING, KATHRYN H.

Vote For 1

	TOTAL	Polls	Early Provisional	S
Yes / Si	713	147	563	3
No	467	56	407	4
Total Votes Cast	1,180	203	970	7

BOLICK, CLINT

Vote For 1

	TOTAL	Polls	Early Provisional	S
Yes / Si	669	135	531	3
No	497	65	428	4
Total Votes Cast	1,166	200	959	7

ECKERSTROM, PETER J.

Vote For 1

	TOTAL	Polls	Early Provisional	S
Yes / Si	816	138	675	3
No	304	56	245	3
Total Votes Cast	1,120	194	920	6

Precinct 049

STARING, CHRISTOPHER P.

Vote For 1

	TOTAL	Polls	Early Provisional	S
Yes / Si	814	142	669	3
No	288	50	235	3
Total Votes Cast	1,102	192	904	6

GRIFFIN, BRENDEN J.

Vote For 1

	TOTAL	Polls	Early Provisional	S
Yes / Si	786	141	643	2
No	303	45	254	4
Total Votes Cast	1,089	186	897	6

LEE, KENNETH

Vote For 1

	TOTAL	Polls	Early Provisional	S
Yes / Si	805	135	668	2
No	273	48	221	4
Total Votes Cast	1,078	183	889	6

BRYSON, KYLE A.

Vote For 1

	TOTAL	Polls	Early Provisional	S
Yes / Si	818	135	681	2
No	268	49	215	4
Total Votes Cast	1,086	184	896	6

COHEN, GARY J.

Vote For 1

	TOTAL	Polls	Early Provisional	S
Yes / Si	786	133	650	3
No	285	49	233	3
Total Votes Cast	1,071	182	883	6

GORDON, RICHARD E.

Vote For 1

	TOTAL	Polls	Early Provisional	S
Yes / Si	803	135	665	3
No	275	49	223	3
Total Votes Cast	1,078	184	888	6

Precinct 049

BUTLER, MICHAEL J.

Vote For 1

	TOTAL	Polls	Early Provisional	S
Yes / Si	804	135	666	3
No	269	49	217	3
Total Votes Cast	1,073	184	883	6

YEHLING, WAYNE E.

Vote For 1

	TOTAL	Polls	Early Provisional	S
Yes / Si	787	134	650	3
No	278	49	226	3
Total Votes Cast	1,065	183	876	6

CONSTANT, DANIELLE J.K.

Vote For 1

	TOTAL	Polls	Early Provisional	S
Yes / Si	777	128	646	3
No	300	57	240	3
Total Votes Cast	1,077	185	886	6

METCALF, D. DOUGLAS

Vote For 1

	TOTAL	Polls	Early Provisional	S
Yes / Si	794	137	655	2
No	275	45	226	4
Total Votes Cast	1,069	182	881	6

MCGINLEY, CASEY F.

Vote For 1

	TOTAL	Polls	Early Provisional	S
Yes / Si	816	132	681	3
No	261	50	208	3
Total Votes Cast	1,077	182	889	6

SAKALL, GREG

Vote For 1

	TOTAL	Polls	Early Provisional	S
Yes / Si	788	134	651	3
No	284	49	232	3
Total Votes Cast	1,072	183	883	6

Precinct 049

WAGENER, JOAN L.

Vote For 1		TOTAL	Polls	Early Provisional	S
Yes / Si		788	129	656	3
No		287	56	228	3
Total Votes Cast		1,075	185	884	6

JOHNSON, KELLIE L.

Vote For 1		TOTAL	Polls	Early Provisional	S
Yes / Si		739	129	607	3
No		345	54	288	3
Total Votes Cast		1,084	183	895	6

ORTIZ, KIMBERLY H.

Vote For 1		TOTAL	Polls	Early Provisional	S
Yes / Si		810	137	670	3
No		265	49	213	3
Total Votes Cast		1,075	186	883	6

MCDONALD, SCOTT DAVID

Vote For 1		TOTAL	Polls	Early Provisional	S
Yes / Si		800	137	660	3
No		273	45	225	3
Total Votes Cast		1,073	182	885	6

ABRAMS, LISA ILKA

Vote For 1		TOTAL	Polls	Early Provisional	S
Yes / Si		804	134	667	3
No		275	51	221	3
Total Votes Cast		1,079	185	888	6

Governing Board - Vail Unified School District No. 20

Vote For 3		TOTAL	Polls	Early Provisional	S
KING, CHRISTOPHER		638	103	533	2
MOORE, LAURA		550	100	448	2
MOTHERSHED, JOHN		284	56	225	3
PRATT, ALLISON		747	113	631	3
TIPPETT, CALLIE BASHAM		553	72	480	1
Write-In Totals		29	8	21	0
Not Assigned		29	8	21	0
Total Votes Cast		2,801	452	2,338	11

Precinct 049

PROPOSITION 133

Vote For 1

	TOTAL	Polls	Early Provisional	S
Yes / Si	559	119	438	2
No	729	114	609	6
Total Votes Cast	1,288	233	1,047	8

PROPOSITION 134

Vote For 1

	TOTAL	Polls	Early Provisional	S
Yes / Si	535	121	411	3
No	759	121	633	5
Total Votes Cast	1,294	242	1,044	8

PROPOSITION 135

Vote For 1

	TOTAL	Polls	Early Provisional	S
Yes / Si	629	137	487	5
No	655	103	550	2
Total Votes Cast	1,284	240	1,037	7

PROPOSITION 136

Vote For 1

	TOTAL	Polls	Early Provisional	S
Yes / Si	493	109	379	5
No	776	126	647	3
Total Votes Cast	1,269	235	1,026	8

PROPOSITION 137

Vote For 1

	TOTAL	Polls	Early Provisional	S
Yes / Si	249	52	194	3
No	1,021	180	836	5
Total Votes Cast	1,270	232	1,030	8

PROPOSITION 138

Vote For 1

	TOTAL	Polls	Early Provisional	S
Yes / Si	283	59	222	2
No	1,039	188	845	6
Total Votes Cast	1,322	247	1,067	8

Precinct 049

PROPOSITION 139

Vote For 1

	TOTAL	Polls	Early Provisional	s
Yes / Si	905	143	756	6
No	484	115	366	3
Total Votes Cast	1,389	258	1,122	9

PROPOSITION 140

Vote For 1

	TOTAL	Polls	Early Provisional	s
Yes / Si	665	119	539	7
No	688	125	561	2
Total Votes Cast	1,353	244	1,100	9

PROPOSITION 311

Vote For 1

	TOTAL	Polls	Early Provisional	s
Yes / Si	918	191	720	7
No	442	57	384	1
Total Votes Cast	1,360	248	1,104	8

PROPOSITION 312

Vote For 1

	TOTAL	Polls	Early Provisional	s
Yes / Si	834	182	645	7
No	506	61	444	1
Total Votes Cast	1,340	243	1,089	8

PROPOSITION 313

Vote For 1

	TOTAL	Polls	Early Provisional	s
Yes / Si	911	190	715	6
No	393	47	345	1
Total Votes Cast	1,304	237	1,060	7

PROPOSITION 314

Vote For 1

	TOTAL	Polls	Early Provisional	s
Yes / Si	871	183	682	6
No	430	52	377	1
Total Votes Cast	1,301	235	1,059	7

Precinct 049

PROPOSITION 315

Vote For 1

	TOTAL	Polls	Early Provisional	S
Yes / Si	591	128	460	3
No	673	94	575	4
Total Votes Cast	1,264	222	1,035	7

Summary Results Report
 General Election
 November 5, 2024

OFFICIAL RESULTS
 Summary of Votes Cast
 County of Pima

Precinct 050

Statistics	TOTAL	Polls	Early Provisional	s
Registered Voters - Total	2,774			
Ballots Cast - Total	1,470	253	1,201	16
Ballots Cast - Blank	27	16	10	1
Voter Turnout - Total	52.99%			

Presidential Electors

Vote For 1	TOTAL	Polls	Early Provisional	s
HARRIS, KAMALA D.	1,067	149	908	10
TRUMP, DONALD J.	369	97	266	6
OLIVER, CHASE	4	1	3	0
STEIN, JILL	14	1	13	0
Write-In Totals	1	0	1	0
Write-In: Ayyadurai / Ellis	0	0	0	0
Write-In: Boddie / Stoneham	0	0	0	0
Write-In: De la Cruz / Garcia	1	0	1	0
Write-In: Shelton / Serra	0	0	0	0
Write-In: Skousen / Combs	0	0	0	0
Not Assigned	0	0	0	0
Total Votes Cast	1,455	248	1,191	16

U.S. Senator

Vote For 1	TOTAL	Polls	Early Provisional	s
GALLEGO, RUBEN	1,075	162	903	10
LAKE, KARI	310	72	233	5
QUINTANA, EDUARDO	55	14	40	1
Write-In Totals	0	0	0	0
Write-In: Williams, Sarah	0	0	0	0
Write-In: Beckett, Christopher	0	0	0	0
Write-In: Sanders, Steven Cavin	0	0	0	0
Write-In: Bozic, David	0	0	0	0
Write-In: Petty, Shawn	0	0	0	0
Write-In: Rodriguez, Benjamin	0	0	0	0
Write-In: Prosser, Jannie "Jannie"	0	0	0	0
Not Assigned	0	0	0	0
Total Votes Cast	1,440	248	1,176	16

U.S. Representative in Congress District 7

Vote For 1	TOTAL	Polls	Early Provisional	s
GRIJALVA, RAÚL M.	1,072	161	900	11
BUTIEREZ SR., DANIEL FRANCIS	339	73	262	4
Write-In Totals	4	2	2	0
Not Assigned	4	2	2	0
Total Votes Cast	1,415	236	1,164	15

Precinct 050

State Senator District 21

Vote For 1

	TOTAL	Polls	Early Provisional	S
GABALDÓN, ROSANNA	1,197	179	1,007	11
Write-In Totals	20	7	13	0
Not Assigned	20	7	13	0
Total Votes Cast	1,217	186	1,020	11

State Representative Dist. 21

Vote For 2

	TOTAL	Polls	Early Provisional	S
HERNANDEZ, CONSUELO	1,015	146	860	9
STAHL HAMILTON, STEPHANIE	733	71	658	4
KIBBEY, CHRISTOPHER	318	71	242	5
Write-In Totals	7	2	5	0
Not Assigned	7	2	5	0
Total Votes Cast	2,073	290	1,765	18

Corporation Commissioner

Vote For 3

	TOTAL	Polls	Early Provisional	S
AGUILAR, YLENIA	1,004	143	852	9
HILL, JONATHON	800	84	711	5
POLACHECK, JOSHUA	746	73	668	5
LOPEZ, RENE	325	69	251	5
MARQUEZ PETERSON, LEA	282	54	224	4
WALDEN, RACHEL	244	48	193	3
CEASE, MIKE	47	11	36	0
LUXENBERG, NINA	55	9	46	0
Write-In Totals	0	0	0	0
Write-In: Bertone, Frank	0	0	0	0
Not Assigned	0	0	0	0
Total Votes Cast	3,503	491	2,981	31

Board of Supervisors District 2

Vote For 1

	TOTAL	Polls	Early Provisional	S
HEINZ, MATT	1,082	145	929	8
BACKER, JOHN	327	83	239	5
Write-In Totals	1	0	0	1
Not Assigned	1	0	0	1
Total Votes Cast	1,410	228	1,168	14

Precinct 050

County Assessor

Vote For 1

	TOTAL	Polls	Early Provisional	S
DROUBIE, SUZANNE	1,177	172	995	10
Write-In Totals	24	7	16	1
Not Assigned	24	7	16	1
Total Votes Cast	1,201	179	1,011	11

County Attorney

Vote For 1

	TOTAL	Polls	Early Provisional	S
CONOVER, LAURA	1,089	157	922	10
DRUAN, HOWARD	195	44	150	1
Write-In Totals	10	2	8	0
Not Assigned	10	2	8	0
Total Votes Cast	1,294	203	1,080	11

County Recorder

Vote For 1

	TOTAL	Polls	Early Provisional	S
CÁZARES-KELLY, GABRIELLA	1,066	149	908	9
CAMPBELL-GONZALEZ, DOMINIC	331	78	247	6
Write-In Totals	1	0	1	0
Not Assigned	1	0	1	0
Total Votes Cast	1,398	227	1,156	15

County Sheriff

Vote For 1

	TOTAL	Polls	Early Provisional	S
NANOS, CHRIS	960	135	816	9
LAPPIN, HEATHER	431	98	328	5
Write-In Totals	2	0	1	1
Write-In: Di Genova, Trista	0	0	0	0
Not Assigned	2	0	1	1
Total Votes Cast	1,393	233	1,145	15

County Superintendent of Schools

Vote For 1

	TOTAL	Polls	Early Provisional	S
WILLIAMS, DUSTIN	1,185	181	994	10
Write-In Totals	25	6	18	1
Not Assigned	25	6	18	1
Total Votes Cast	1,210	187	1,012	11

Precinct 050

County Treasurer

Vote For 1

	TOTAL	Polls	Early Provisional	S
JOHNSON, BRIAN	1,039	142	889	8
ACKERLEY, CHRIS	360	81	273	6
Write-In Totals	2	1	0	1
Not Assigned	2	1	0	1
Total Votes Cast	1,401	224	1,162	15

Justice of the Peace Precinct 9

Vote For 1

	TOTAL	Polls	Early Provisional	S
GARZA, RENEE ANN	1,203	181	1,011	11
Write-In Totals	16	5	11	0
Not Assigned	16	5	11	0
Total Votes Cast	1,219	186	1,022	11

Constable Precinct 9

Vote For 1

	TOTAL	Polls	Early Provisional	S
Write-In Totals	159	19	139	1
Not Assigned	159	19	139	1
Total Votes Cast	159	19	139	1

KING, KATHRYN H.

Vote For 1

	TOTAL	Polls	Early Provisional	S
Yes / Si	775	129	640	6
No	463	59	397	7
Total Votes Cast	1,238	188	1,037	13

BOLICK, CLINT

Vote For 1

	TOTAL	Polls	Early Provisional	S
Yes / Si	684	112	566	6
No	515	64	444	7
Total Votes Cast	1,199	176	1,010	13

ECKERSTROM, PETER J.

Vote For 1

	TOTAL	Polls	Early Provisional	S
Yes / Si	887	136	747	4
No	314	51	254	9
Total Votes Cast	1,201	187	1,001	13

Precinct 050

STARING, CHRISTOPHER P.

Vote For 1		TOTAL	Polls	Early Provisional	S
Yes / Si		810	127	680	3
No		342	48	284	10
Total Votes Cast		1,152	175	964	13

GRIFFIN, BRENDEN J.

Vote For 1		TOTAL	Polls	Early Provisional	S
Yes / Si		843	124	715	4
No		357	56	293	8
Total Votes Cast		1,200	180	1,008	12

LEE, KENNETH

Vote For 1		TOTAL	Polls	Early Provisional	S
Yes / Si		833	124	704	5
No		350	53	290	7
Total Votes Cast		1,183	177	994	12

BRYSON, KYLE A.

Vote For 1		TOTAL	Polls	Early Provisional	S
Yes / Si		838	116	716	6
No		346	59	281	6
Total Votes Cast		1,184	175	997	12

COHEN, GARY J.

Vote For 1		TOTAL	Polls	Early Provisional	S
Yes / Si		843	125	713	5
No		337	51	279	7
Total Votes Cast		1,180	176	992	12

GORDON, RICHARD E.

Vote For 1		TOTAL	Polls	Early Provisional	S
Yes / Si		839	118	715	6
No		339	55	278	6
Total Votes Cast		1,178	173	993	12

Precinct 050

BUTLER, MICHAEL J.

Vote For 1

	TOTAL	Polls	Early Provisional	S
Yes / Si	833	124	704	5
No	352	51	295	6
Total Votes Cast	1,185	175	999	11

YEHLING, WAYNE E.

Vote For 1

	TOTAL	Polls	Early Provisional	S
Yes / Si	823	117	701	5
No	358	56	295	7
Total Votes Cast	1,181	173	996	12

CONSTANT, DANIELLE J.K.

Vote For 1

	TOTAL	Polls	Early Provisional	S
Yes / Si	849	122	721	6
No	326	55	265	6
Total Votes Cast	1,175	177	986	12

METCALF, D. DOUGLAS

Vote For 1

	TOTAL	Polls	Early Provisional	S
Yes / Si	817	112	699	6
No	364	61	297	6
Total Votes Cast	1,181	173	996	12

MCGINLEY, CASEY F.

Vote For 1

	TOTAL	Polls	Early Provisional	S
Yes / Si	841	125	711	5
No	333	51	275	7
Total Votes Cast	1,174	176	986	12

SAKALL, GREG

Vote For 1

	TOTAL	Polls	Early Provisional	S
Yes / Si	808	115	688	5
No	367	58	302	7
Total Votes Cast	1,175	173	990	12

Precinct 050

WAGENER, JOAN L.

Vote For 1		TOTAL	Polls	Early Provisional	s
Yes / Si		835	116	716	3
No		341	57	275	9
Total Votes Cast		1,176	173	991	12

JOHNSON, KELLIE L.

Vote For 1		TOTAL	Polls	Early Provisional	s
Yes / Si		777	118	656	3
No		400	54	338	8
Total Votes Cast		1,177	172	994	11

ORTIZ, KIMBERLY H.

Vote For 1		TOTAL	Polls	Early Provisional	s
Yes / Si		917	135	777	5
No		274	44	223	7
Total Votes Cast		1,191	179	1,000	12

MCDONALD, SCOTT DAVID

Vote For 1		TOTAL	Polls	Early Provisional	s
Yes / Si		815	111	699	5
No		359	61	291	7
Total Votes Cast		1,174	172	990	12

ABRAMS, LISA ILKA

Vote For 1		TOTAL	Polls	Early Provisional	s
Yes / Si		858	127	725	6
No		325	48	271	6
Total Votes Cast		1,183	175	996	12

Governing Board - Tucson Unified School District (TUSD) No. 1

Vote For 3		TOTAL	Polls	Early Provisional	s
ACOSTA RUIZ, PILAR		742	93	644	5
FLORES, ESTEBAN		633	89	538	6
LUNA ROSE, NATALIE		744	81	656	7
SHAH, RAVI		374	45	328	1
SHAW, SADIE		412	52	357	3
Write-In Totals		18	7	11	0
Not Assigned		18	7	11	0
Total Votes Cast		2,923	367	2,534	22

Precinct 050

PROPOSITION 133

Vote For 1				
	TOTAL	Polls	Early Provisional	S
Yes / Si	493	86	402	5
No	832	130	694	8
Total Votes Cast	1,325	216	1,096	13

PROPOSITION 134

Vote For 1				
	TOTAL	Polls	Early Provisional	S
Yes / Si	438	81	353	4
No	880	131	740	9
Total Votes Cast	1,318	212	1,093	13

PROPOSITION 135

Vote For 1				
	TOTAL	Polls	Early Provisional	S
Yes / Si	485	95	383	7
No	808	115	687	6
Total Votes Cast	1,293	210	1,070	13

PROPOSITION 136

Vote For 1				
	TOTAL	Polls	Early Provisional	S
Yes / Si	372	66	299	7
No	914	140	768	6
Total Votes Cast	1,286	206	1,067	13

PROPOSITION 137

Vote For 1				
	TOTAL	Polls	Early Provisional	S
Yes / Si	311	59	247	5
No	962	146	809	7
Total Votes Cast	1,273	205	1,056	12

PROPOSITION 138

Vote For 1				
	TOTAL	Polls	Early Provisional	S
Yes / Si	235	54	180	1
No	1,093	165	916	12
Total Votes Cast	1,328	219	1,096	13

Precinct 050

PROPOSITION 139

Vote For 1

	TOTAL	Polls	Early Provisional	S
Yes / Si	1,064	160	892	12
No	339	72	265	2
Total Votes Cast	1,403	232	1,157	14

PROPOSITION 140

Vote For 1

	TOTAL	Polls	Early Provisional	S
Yes / Si	708	123	576	9
No	666	102	559	5
Total Votes Cast	1,374	225	1,135	14

PROPOSITION 311

Vote For 1

	TOTAL	Polls	Early Provisional	S
Yes / Si	867	154	704	9
No	509	75	430	4
Total Votes Cast	1,376	229	1,134	13

PROPOSITION 312

Vote For 1

	TOTAL	Polls	Early Provisional	S
Yes / Si	751	129	612	10
No	615	98	514	3
Total Votes Cast	1,366	227	1,126	13

PROPOSITION 313

Vote For 1

	TOTAL	Polls	Early Provisional	S
Yes / Si	851	138	704	9
No	471	74	392	5
Total Votes Cast	1,322	212	1,096	14

PROPOSITION 314

Vote For 1

	TOTAL	Polls	Early Provisional	S
Yes / Si	669	116	546	7
No	657	92	559	6
Total Votes Cast	1,326	208	1,105	13

Precinct 050

PROPOSITION 315

Vote For 1

	TOTAL	Polls	Early Provisional	S
Yes / Si	453	73	374	6
No	838	128	703	7
Total Votes Cast	1,291	201	1,077	13

Summary Results Report
 General Election
 November 5, 2024

OFFICIAL RESULTS
 Summary of Votes Cast
 County of Pima

Precinct 051

Statistics	TOTAL	Polls	Early Provisionals	
Registered Voters - Total	2,175			
Ballots Cast - Total	1,119	211	898	10
Ballots Cast - Blank	22	11	9	2
Voter Turnout - Total	51.45%			

Presidential Electors

Vote For 1	TOTAL	Polls	Early Provisionals	
HARRIS, KAMALA D.	789	132	651	6
TRUMP, DONALD J.	307	76	227	4
OLIVER, CHASE	4	0	4	0
STEIN, JILL	8	0	8	0
Write-In Totals	3	2	1	0
Write-In: Ayyadurai / Ellis	0	0	0	0
Write-In: Boddie / Stoneham	0	0	0	0
Write-In: De la Cruz / Garcia	1	0	1	0
Write-In: Shelton / Serra	0	0	0	0
Write-In: Skousen / Combs	0	0	0	0
Not Assigned	2	2	0	0
Total Votes Cast	1,111	210	891	10

U.S. Senator

Vote For 1	TOTAL	Polls	Early Provisionals	
GALLEGO, RUBEN	802	139	656	7
LAKE, KARI	233	61	169	3
QUINTANA, EDUARDO	55	8	47	0
Write-In Totals	3	0	3	0
Write-In: Williams, Sarah	0	0	0	0
Write-In: Beckett, Christopher	0	0	0	0
Write-In: Sanders, Steven Cavin	0	0	0	0
Write-In: Bozic, David	0	0	0	0
Write-In: Petty, Shawn	0	0	0	0
Write-In: Rodriguez, Benjamin	0	0	0	0
Write-In: Prosser, Jannie "Jannie"	0	0	0	0
Not Assigned	3	0	3	0
Total Votes Cast	1,093	208	875	10

U.S. Representative in Congress District 7

Vote For 1	TOTAL	Polls	Early Provisionals	
GRIJALVA, RAÚL M.	809	146	656	7
BUTIEREZ SR., DANIEL FRANCIS	255	58	195	2
Write-In Totals	7	2	5	0
Not Assigned	7	2	5	0
Total Votes Cast	1,071	206	856	9

Precinct 051

State Senator District 20

Vote For 1

	TOTAL	Polls	Early Provisional	S
GONZALES, SALLY ANN	917	168	742	7
Write-In Totals	28	6	22	0
Not Assigned	28	6	22	0
Total Votes Cast	945	174	764	7

State Representative Dist. 20

Vote For 2

	TOTAL	Polls	Early Provisional	S
HERNANDEZ, ALMA	688	111	573	4
VILLEGAS, BETTY	634	96	534	4
Write-In Totals	41	7	34	0
Not Assigned	41	7	34	0
Total Votes Cast	1,363	214	1,141	8

Corporation Commissioner

Vote For 3

	TOTAL	Polls	Early Provisional	S
AGUILAR, YLENIA	710	102	601	7
HILL, JONATHON	577	81	492	4
POLACHECK, JOSHUA	565	71	490	4
LOPEZ, RENE	241	47	190	4
MARQUEZ PETERSON, LEA	206	39	166	1
WALDEN, RACHEL	177	36	141	0
CEASE, MIKE	34	6	28	0
LUXENBERG, NINA	40	6	34	0
Write-In Totals	4	0	4	0
Write-In: Bertone, Frank	0	0	0	0
Not Assigned	4	0	4	0
Total Votes Cast	2,554	388	2,146	20

Board of Supervisors District 5

Vote For 1

	TOTAL	Polls	Early Provisional	S
GRIJALVA, ADELITA	817	144	667	6
ROMERO, VAL	204	48	154	2
Write-In Totals	10	1	9	0
Not Assigned	10	1	9	0
Total Votes Cast	1,031	193	830	8

Precinct 051

County Assessor

Vote For 1

	TOTAL	Polls	Early Provisional	S
DROUBIE, SUZANNE	910	158	745	7
Write-In Totals	22	3	19	0
Not Assigned	22	3	19	0
Total Votes Cast	932	161	764	7

County Attorney

Vote For 1

	TOTAL	Polls	Early Provisional	S
CONOVER, LAURA	833	146	681	6
DRUAN, HOWARD	137	32	102	3
Write-In Totals	14	2	12	0
Not Assigned	14	2	12	0
Total Votes Cast	984	180	795	9

County Recorder

Vote For 1

	TOTAL	Polls	Early Provisional	S
CÁZARES-KELLY, GABRIELLA	809	135	667	7
CAMPBELL-GONZALEZ, DOMINIC	240	61	178	1
Write-In Totals	4	0	4	0
Not Assigned	4	0	4	0
Total Votes Cast	1,053	196	849	8

County Sheriff

Vote For 1

	TOTAL	Polls	Early Provisional	S
NANOS, CHRIS	753	129	617	7
LAPPIN, HEATHER	311	67	242	2
Write-In Totals	7	0	7	0
Write-In: Di Genova, Trista	1	0	1	0
Not Assigned	6	0	6	0
Total Votes Cast	1,071	196	866	9

County Superintendent of Schools

Vote For 1

	TOTAL	Polls	Early Provisional	S
WILLIAMS, DUSTIN	901	159	734	8
Write-In Totals	28	4	24	0
Not Assigned	28	4	24	0
Total Votes Cast	929	163	758	8

Precinct 051

County Treasurer

Vote For 1

	TOTAL	Polls	Early Provisional	S
JOHNSON, BRIAN	780	132	640	8
ACKERLEY, CHRIS	277	60	216	1
Write-In Totals	4	0	4	0
Not Assigned	4	0	4	0
Total Votes Cast	1,061	192	860	9

Justice of the Peace Precinct 9

Vote For 1

	TOTAL	Polls	Early Provisional	S
GARZA, RENEE ANN	928	166	756	6
Write-In Totals	23	3	20	0
Not Assigned	23	3	20	0
Total Votes Cast	951	169	776	6

Constable Precinct 9

Vote For 1

	TOTAL	Polls	Early Provisional	S
Write-In Totals	126	13	112	1
Not Assigned	126	13	112	1
Total Votes Cast	126	13	112	1

KING, KATHRYN H.

Vote For 1

	TOTAL	Polls	Early Provisional	S
Yes / Si	564	112	446	6
No	392	61	330	1
Total Votes Cast	956	173	776	7

BOLICK, CLINT

Vote For 1

	TOTAL	Polls	Early Provisional	S
Yes / Si	475	90	382	3
No	442	75	364	3
Total Votes Cast	917	165	746	6

ECKERSTROM, PETER J.

Vote For 1

	TOTAL	Polls	Early Provisional	S
Yes / Si	659	114	541	4
No	265	57	206	2
Total Votes Cast	924	171	747	6

Precinct 051

STARING, CHRISTOPHER P.

Vote For 1		TOTAL	Polls	Early Provisional	S
Yes / Si		589	106	480	3
No		290	55	231	4
Total Votes Cast		879	161	711	7

GRIFFIN, BRENDEN J.

Vote For 1		TOTAL	Polls	Early Provisional	S
Yes / Si		629	117	509	3
No		284	50	231	3
Total Votes Cast		913	167	740	6

LEE, KENNETH

Vote For 1		TOTAL	Polls	Early Provisional	S
Yes / Si		618	105	509	4
No		288	59	227	2
Total Votes Cast		906	164	736	6

BRYSON, KYLE A.

Vote For 1		TOTAL	Polls	Early Provisional	S
Yes / Si		607	97	508	2
No		285	61	222	2
Total Votes Cast		892	158	730	4

COHEN, GARY J.

Vote For 1		TOTAL	Polls	Early Provisional	S
Yes / Si		619	110	506	3
No		282	53	227	2
Total Votes Cast		901	163	733	5

GORDON, RICHARD E.

Vote For 1		TOTAL	Polls	Early Provisional	S
Yes / Si		620	106	511	3
No		282	57	222	3
Total Votes Cast		902	163	733	6

Precinct 051

BUTLER, MICHAEL J.

Vote For 1

	TOTAL	Polls	Early Provisional	S
Yes / Si	611	101	507	3
No	294	61	230	3
Total Votes Cast	905	162	737	6

YEHLING, WAYNE E.

Vote For 1

	TOTAL	Polls	Early Provisional	S
Yes / Si	607	102	504	1
No	289	59	225	5
Total Votes Cast	896	161	729	6

CONSTANT, DANIELLE J.K.

Vote For 1

	TOTAL	Polls	Early Provisional	S
Yes / Si	605	103	500	2
No	296	57	235	4
Total Votes Cast	901	160	735	6

METCALF, D. DOUGLAS

Vote For 1

	TOTAL	Polls	Early Provisional	S
Yes / Si	600	104	493	3
No	299	58	238	3
Total Votes Cast	899	162	731	6

MCGINLEY, CASEY F.

Vote For 1

	TOTAL	Polls	Early Provisional	S
Yes / Si	600	96	502	2
No	299	63	232	4
Total Votes Cast	899	159	734	6

SAKALL, GREG

Vote For 1

	TOTAL	Polls	Early Provisional	S
Yes / Si	593	103	488	2
No	309	59	246	4
Total Votes Cast	902	162	734	6

Precinct 051

WAGENER, JOAN L.

Vote For 1		TOTAL	Polls	Early Provisional	S
Yes / Si	615	105	508	2	
No	286	53	229	4	
Total Votes Cast	901	158	737	6	

JOHNSON, KELLIE L.

Vote For 1		TOTAL	Polls	Early Provisional	S
Yes / Si	583	95	485	3	
No	319	65	251	3	
Total Votes Cast	902	160	736	6	

ORTIZ, KIMBERLY H.

Vote For 1		TOTAL	Polls	Early Provisional	S
Yes / Si	652	110	537	5	
No	255	50	204	1	
Total Votes Cast	907	160	741	6	

MCDONALD, SCOTT DAVID

Vote For 1		TOTAL	Polls	Early Provisional	S
Yes / Si	600	98	501	1	
No	301	61	236	4	
Total Votes Cast	901	159	737	5	

ABRAMS, LISA ILKA

Vote For 1		TOTAL	Polls	Early Provisional	S
Yes / Si	622	101	518	3	
No	288	59	226	3	
Total Votes Cast	910	160	744	6	

Board of Governors - Pima Community College Dist. 5

Vote For 1		TOTAL	Polls	Early Provisional	S
GONZALES, LUIS LOPEZ	354	69	282	3	
MORALES, KARLA	583	104	477	2	
Write-In Totals	13	2	11	0	
Not Assigned	13	2	11	0	
Total Votes Cast	950	175	770	5	

Precinct 051

PROPOSITION 133

Vote For 1

	TOTAL	Polls	Early Provisional	S
Yes / Si	375	84	288	3
No	638	102	532	4
Total Votes Cast	1,013	186	820	7

PROPOSITION 134

Vote For 1

	TOTAL	Polls	Early Provisional	S
Yes / Si	343	71	269	3
No	660	111	547	2
Total Votes Cast	1,003	182	816	5

PROPOSITION 135

Vote For 1

	TOTAL	Polls	Early Provisional	S
Yes / Si	365	78	284	3
No	620	105	514	1
Total Votes Cast	985	183	798	4

PROPOSITION 136

Vote For 1

	TOTAL	Polls	Early Provisional	S
Yes / Si	312	64	244	4
No	670	115	554	1
Total Votes Cast	982	179	798	5

PROPOSITION 137

Vote For 1

	TOTAL	Polls	Early Provisional	S
Yes / Si	232	50	181	1
No	735	128	604	3
Total Votes Cast	967	178	785	4

PROPOSITION 138

Vote For 1

	TOTAL	Polls	Early Provisional	S
Yes / Si	168	36	128	4
No	848	153	692	3
Total Votes Cast	1,016	189	820	7

Precinct 051

PROPOSITION 139

Vote For 1

	TOTAL	Polls	Early Provisional	S
Yes / Si	781	124	652	5
No	289	74	212	3
Total Votes Cast	1,070	198	864	8

PROPOSITION 140

Vote For 1

	TOTAL	Polls	Early Provisional	S
Yes / Si	502	93	405	4
No	548	98	447	3
Total Votes Cast	1,050	191	852	7

PROPOSITION 311

Vote For 1

	TOTAL	Polls	Early Provisional	S
Yes / Si	621	126	491	4
No	434	68	363	3
Total Votes Cast	1,055	194	854	7

PROPOSITION 312

Vote For 1

	TOTAL	Polls	Early Provisional	S
Yes / Si	573	111	456	6
No	478	80	397	1
Total Votes Cast	1,051	191	853	7

PROPOSITION 313

Vote For 1

	TOTAL	Polls	Early Provisional	S
Yes / Si	608	112	491	5
No	391	69	321	1
Total Votes Cast	999	181	812	6

PROPOSITION 314

Vote For 1

	TOTAL	Polls	Early Provisional	S
Yes / Si	457	83	373	1
No	538	95	437	6
Total Votes Cast	995	178	810	7

Precinct 051

PROPOSITION 315

Vote For 1

	TOTAL	Polls	Early Provisional	S
Yes / Si	334	68	264	2
No	654	110	541	3
Total Votes Cast	988	178	805	5

Summary Results Report
 General Election
 November 5, 2024

OFFICIAL RESULTS
 Summary of Votes Cast
 County of Pima

Precinct 052

Statistics	TOTAL	Polls	Early Provisional	s
Registered Voters - Total	2,504			
Ballots Cast - Total	1,415	270	1,130	15
Ballots Cast - Blank	38	19	19	0
Voter Turnout - Total	56.51%			

Presidential Electors

Vote For 1	TOTAL	Polls	Early Provisional	s
HARRIS, KAMALA D.	991	150	830	11
TRUMP, DONALD J.	384	107	273	4
OLIVER, CHASE	7	3	4	0
STEIN, JILL	15	4	11	0
Write-In Totals	4	2	2	0
Write-In: Ayyadurai / Ellis	0	0	0	0
Write-In: Boddie / Stoneham	0	0	0	0
Write-In: De la Cruz / Garcia	0	0	0	0
Write-In: Shelton / Serra	0	0	0	0
Write-In: Skousen / Combs	0	0	0	0
Not Assigned	4	2	2	0
Total Votes Cast	1,401	266	1,120	15

U.S. Senator

Vote For 1	TOTAL	Polls	Early Provisional	s
GALLEGO, RUBEN	1,003	161	831	11
LAKE, KARI	302	82	217	3
QUINTANA, EDUARDO	73	20	52	1
Write-In Totals	1	0	1	0
Write-In: Williams, Sarah	0	0	0	0
Write-In: Beckett, Christopher	0	0	0	0
Write-In: Sanders, Steven Cavin	0	0	0	0
Write-In: Bozic, David	0	0	0	0
Write-In: Petty, Shawn	0	0	0	0
Write-In: Rodriguez, Benjamin	0	0	0	0
Write-In: Prosser, Jannie "Jannie"	0	0	0	0
Not Assigned	1	0	1	0
Total Votes Cast	1,379	263	1,101	15

U.S. Representative in Congress District 7

Vote For 1	TOTAL	Polls	Early Provisional	s
GRIJALVA, RAÚL M.	1,024	173	841	10
BUTIEREZ SR., DANIEL FRANCIS	337	82	251	4
Write-In Totals	3	1	2	0
Not Assigned	3	1	2	0
Total Votes Cast	1,364	256	1,094	14

Summary Results Report
 General Election
 November 5, 2024

OFFICIAL RESULTS
 Summary of Votes Cast
 County of Pima

Precinct 052

State Senator District 20

Vote For 1

	TOTAL	Polls	Early Provisional	S
GONZALES, SALLY ANN	1,164	199	953	12
Write-In Totals	19	5	14	0
Not Assigned	19	5	14	0
Total Votes Cast	1,183	204	967	12

State Representative Dist. 20

Vote For 2

	TOTAL	Polls	Early Provisional	S
HERNANDEZ, ALMA	863	126	728	9
VILLEGAS, BETTY	843	136	703	4
Write-In Totals	30	8	22	0
Not Assigned	30	8	22	0
Total Votes Cast	1,736	270	1,453	13

Corporation Commissioner

Vote For 3

	TOTAL	Polls	Early Provisional	S
AGUILAR, YLENIA	927	134	782	11
HILL, JONATHON	734	98	630	6
POLACHECK, JOSHUA	741	100	637	4
LOPEZ, RENE	311	86	223	2
MARQUEZ PETERSON, LEA	245	62	183	0
WALDEN, RACHEL	252	56	195	1
CEASE, MIKE	48	8	40	0
LUXENBERG, NINA	56	13	43	0
Write-In Totals	3	1	2	0
Write-In: Bertone, Frank	0	0	0	0
Not Assigned	3	1	2	0
Total Votes Cast	3,317	558	2,735	24

Board of Supervisors District 5

Vote For 1

	TOTAL	Polls	Early Provisional	S
GRIJALVA, ADELITA	1,002	162	828	12
ROMERO, VAL	288	65	222	1
Write-In Totals	8	3	5	0
Not Assigned	8	3	5	0
Total Votes Cast	1,298	230	1,055	13

Precinct 052

County Assessor

Vote For 1

	TOTAL	Polls	Early Provisional	S
DROUBIE, SUZANNE	1,160	196	951	13
Write-In Totals	19	6	13	0
Not Assigned	19	6	13	0
Total Votes Cast	1,179	202	964	13

County Attorney

Vote For 1

	TOTAL	Polls	Early Provisional	S
CONOVER, LAURA	1,022	164	844	14
DRUAN, HOWARD	219	50	168	1
Write-In Totals	10	2	8	0
Not Assigned	10	2	8	0
Total Votes Cast	1,251	216	1,020	15

County Recorder

Vote For 1

	TOTAL	Polls	Early Provisional	S
CÁZARES-KELLY, GABRIELLA	1,032	161	858	13
CAMPBELL-GONZALEZ, DOMINIC	304	83	219	2
Write-In Totals	4	0	4	0
Not Assigned	4	0	4	0
Total Votes Cast	1,340	244	1,081	15

County Sheriff

Vote For 1

	TOTAL	Polls	Early Provisional	S
NANOS, CHRIS	924	141	771	12
LAPPIN, HEATHER	417	105	309	3
Write-In Totals	3	0	3	0
Write-In: Di Genova, Trista	0	0	0	0
Not Assigned	3	0	3	0
Total Votes Cast	1,344	246	1,083	15

County Superintendent of Schools

Vote For 1

	TOTAL	Polls	Early Provisional	S
WILLIAMS, DUSTIN	1,159	192	953	14
Write-In Totals	20	7	13	0
Not Assigned	20	7	13	0
Total Votes Cast	1,179	199	966	14

Precinct 052

County Treasurer

Vote For 1

	TOTAL	Polls	Early Provisional	S
JOHNSON, BRIAN	986	152	821	13
ACKERLEY, CHRIS	347	87	258	2
Write-In Totals	0	0	0	0
Not Assigned	0	0	0	0
Total Votes Cast	1,333	239	1,079	15

Justice of the Peace Precinct 9

Vote For 1

	TOTAL	Polls	Early Provisional	S
GARZA, RENEE ANN	1,173	197	963	13
Write-In Totals	19	7	12	0
Not Assigned	19	7	12	0
Total Votes Cast	1,192	204	975	13

Constable Precinct 9

Vote For 1

	TOTAL	Polls	Early Provisional	S
Write-In Totals	152	29	122	1
Not Assigned	152	29	122	1
Total Votes Cast	152	29	122	1

KING, KATHRYN H.

Vote For 1

	TOTAL	Polls	Early Provisional	S
Yes / Si	719	122	588	9
No	507	89	415	3
Total Votes Cast	1,226	211	1,003	12

BOLICK, CLINT

Vote For 1

	TOTAL	Polls	Early Provisional	S
Yes / Si	654	110	534	10
No	537	94	440	3
Total Votes Cast	1,191	204	974	13

ECKERSTROM, PETER J.

Vote For 1

	TOTAL	Polls	Early Provisional	S
Yes / Si	862	139	711	12
No	306	60	245	1
Total Votes Cast	1,168	199	956	13

Precinct 052

STARING, CHRISTOPHER P.

Vote For 1

	TOTAL	Polls	Early Provisional	S
Yes / Si	781	121	649	11
No	351	66	284	1
Total Votes Cast	1,132	187	933	12

GRIFFIN, BRENDEN J.

Vote For 1

	TOTAL	Polls	Early Provisional	S
Yes / Si	836	133	692	11
No	318	59	257	2
Total Votes Cast	1,154	192	949	13

LEE, KENNETH

Vote For 1

	TOTAL	Polls	Early Provisional	S
Yes / Si	817	128	678	11
No	330	64	264	2
Total Votes Cast	1,147	192	942	13

BRYSON, KYLE A.

Vote For 1

	TOTAL	Polls	Early Provisional	S
Yes / Si	806	128	669	9
No	339	63	273	3
Total Votes Cast	1,145	191	942	12

COHEN, GARY J.

Vote For 1

	TOTAL	Polls	Early Provisional	S
Yes / Si	820	125	683	12
No	332	67	264	1
Total Votes Cast	1,152	192	947	13

GORDON, RICHARD E.

Vote For 1

	TOTAL	Polls	Early Provisional	S
Yes / Si	811	123	677	11
No	338	68	268	2
Total Votes Cast	1,149	191	945	13

Precinct 052

BUTLER, MICHAEL J.

Vote For 1

	TOTAL	Polls	Early Provisional	S
Yes / Si	819	130	679	10
No	330	62	265	3
Total Votes Cast	1,149	192	944	13

YEHLING, WAYNE E.

Vote For 1

	TOTAL	Polls	Early Provisional	S
Yes / Si	803	124	667	12
No	347	69	277	1
Total Votes Cast	1,150	193	944	13

CONSTANT, DANIELLE J.K.

Vote For 1

	TOTAL	Polls	Early Provisional	S
Yes / Si	812	129	672	11
No	340	64	274	2
Total Votes Cast	1,152	193	946	13

METCALF, D. DOUGLAS

Vote For 1

	TOTAL	Polls	Early Provisional	S
Yes / Si	813	126	676	11
No	332	65	265	2
Total Votes Cast	1,145	191	941	13

MCGINLEY, CASEY F.

Vote For 1

	TOTAL	Polls	Early Provisional	S
Yes / Si	818	134	674	10
No	335	61	271	3
Total Votes Cast	1,153	195	945	13

SAKALL, GREG

Vote For 1

	TOTAL	Polls	Early Provisional	S
Yes / Si	802	124	667	11
No	344	68	274	2
Total Votes Cast	1,146	192	941	13

Precinct 052

WAGENER, JOAN L.

	TOTAL	Polls	Early Provisional	S
Vote For 1				
Yes / Si	816	130	675	11
No	330	61	267	2
Total Votes Cast	1,146	191	942	13

JOHNSON, KELLIE L.

	TOTAL	Polls	Early Provisional	S
Vote For 1				
Yes / Si	788	128	651	9
No	367	69	295	3
Total Votes Cast	1,155	197	946	12

ORTIZ, KIMBERLY H.

	TOTAL	Polls	Early Provisional	S
Vote For 1				
Yes / Si	855	130	714	11
No	296	58	236	2
Total Votes Cast	1,151	188	950	13

MCDONALD, SCOTT DAVID

	TOTAL	Polls	Early Provisional	S
Vote For 1				
Yes / Si	814	128	676	10
No	329	62	265	2
Total Votes Cast	1,143	190	941	12

ABRAMS, LISA ILKA

	TOTAL	Polls	Early Provisional	S
Vote For 1				
Yes / Si	838	129	700	9
No	309	66	240	3
Total Votes Cast	1,147	195	940	12

Board of Governors - Pima Community College Dist. 5

	TOTAL	Polls	Early Provisional	S
Vote For 1				
GONZALES, LUIS LOPEZ	577	97	472	8
MORALES, KARLA	607	105	498	4
Write-In Totals	4	1	3	0
Not Assigned	4	1	3	0
Total Votes Cast	1,188	203	973	12

Precinct 052

PROPOSITION 133

Vote For 1

	TOTAL	Polls	Early Provisional	S
Yes / Si	395	90	298	7
No	879	147	726	6
Total Votes Cast	1,274	237	1,024	13

PROPOSITION 134

Vote For 1

	TOTAL	Polls	Early Provisional	S
Yes / Si	394	86	303	5
No	871	144	719	8
Total Votes Cast	1,265	230	1,022	13

PROPOSITION 135

Vote For 1

	TOTAL	Polls	Early Provisional	S
Yes / Si	424	87	329	8
No	810	137	668	5
Total Votes Cast	1,234	224	997	13

PROPOSITION 136

Vote For 1

	TOTAL	Polls	Early Provisional	S
Yes / Si	323	83	232	8
No	915	140	772	3
Total Votes Cast	1,238	223	1,004	11

PROPOSITION 137

Vote For 1

	TOTAL	Polls	Early Provisional	S
Yes / Si	255	65	186	4
No	971	160	804	7
Total Votes Cast	1,226	225	990	11

PROPOSITION 138

Vote For 1

	TOTAL	Polls	Early Provisional	S
Yes / Si	203	43	157	3
No	1,075	191	874	10
Total Votes Cast	1,278	234	1,031	13

Precinct 052

PROPOSITION 139

Vote For 1

	TOTAL	Polls	Early Provisional	S
Yes / Si	1,033	183	837	13
No	306	64	240	2
Total Votes Cast	1,339	247	1,077	15

PROPOSITION 140

Vote For 1

	TOTAL	Polls	Early Provisional	S
Yes / Si	603	126	469	8
No	718	116	597	5
Total Votes Cast	1,321	242	1,066	13

PROPOSITION 311

Vote For 1

	TOTAL	Polls	Early Provisional	S
Yes / Si	743	135	599	9
No	581	105	471	5
Total Votes Cast	1,324	240	1,070	14

PROPOSITION 312

Vote For 1

	TOTAL	Polls	Early Provisional	S
Yes / Si	666	131	526	9
No	660	112	543	5
Total Votes Cast	1,326	243	1,069	14

PROPOSITION 313

Vote For 1

	TOTAL	Polls	Early Provisional	S
Yes / Si	750	138	604	8
No	519	83	431	5
Total Votes Cast	1,269	221	1,035	13

PROPOSITION 314

Vote For 1

	TOTAL	Polls	Early Provisional	S
Yes / Si	559	103	448	8
No	701	117	579	5
Total Votes Cast	1,260	220	1,027	13

Precinct 052

PROPOSITION 315

Vote For 1

	TOTAL	Polls	Early Provisional	S
Yes / Si	402	88	306	8
No	841	126	710	5
Total Votes Cast	1,243	214	1,016	13

Summary Results Report
 General Election
 November 5, 2024

OFFICIAL RESULTS
 Summary of Votes Cast
 County of Pima

Precinct 053

Statistics	TOTAL	Polls	Early Provisional	s
Registered Voters - Total	6,430			
Ballots Cast - Total	3,550	720	2,786	44
Ballots Cast - Blank	74	33	39	2
Voter Turnout - Total	55.21%			

Presidential Electors

Vote For 1	TOTAL	Polls	Early Provisional	s
HARRIS, KAMALA D.	2,399	422	1,956	21
TRUMP, DONALD J.	1,081	288	772	21
OLIVER, CHASE	18	1	17	0
STEIN, JILL	19	3	14	2
Write-In Totals	6	3	3	0
Write-In: Ayyadurai / Ellis	0	0	0	0
Write-In: Boddie / Stoneham	0	0	0	0
Write-In: De la Cruz / Garcia	0	0	0	0
Write-In: Shelton / Serra	0	0	0	0
Write-In: Skousen / Combs	0	0	0	0
Not Assigned	6	3	3	0
Total Votes Cast	3,523	717	2,762	44

U.S. Senator

Vote For 1	TOTAL	Polls	Early Provisional	s
GALLEGO, RUBEN	2,489	441	2,021	27
LAKE, KARI	814	214	585	15
QUINTANA, EDUARDO	145	41	102	2
Write-In Totals	8	3	5	0
Write-In: Williams, Sarah	1	0	1	0
Write-In: Beckett, Christopher	0	0	0	0
Write-In: Sanders, Steven Cavin	0	0	0	0
Write-In: Bozic, David	0	0	0	0
Write-In: Petty, Shawn	0	0	0	0
Write-In: Rodriguez, Benjamin	0	0	0	0
Write-In: Prosser, Jannie "Jannie"	0	0	0	0
Not Assigned	7	3	4	0
Total Votes Cast	3,456	699	2,713	44

U.S. Representative in Congress District 7

Vote For 1	TOTAL	Polls	Early Provisional	s
GRIJALVA, RAÚL M.	2,504	470	2,008	26
BUTIEREZ SR., DANIEL FRANCIS	914	218	682	14
Write-In Totals	5	4	1	0
Not Assigned	5	4	1	0
Total Votes Cast	3,423	692	2,691	40

Summary Results Report
 General Election
 November 5, 2024

OFFICIAL RESULTS
 Summary of Votes Cast
 County of Pima

Precinct 053

State Senator District 21

Vote For 1

	TOTAL	Polls	Early Provisional	S
GABALDÓN, ROSANNA	2,760	521	2,215	24
Write-In Totals	93	28	64	1
Not Assigned	93	28	64	1
Total Votes Cast	2,853	549	2,279	25

State Representative Dist. 21

Vote For 2

	TOTAL	Polls	Early Provisional	S
HERNANDEZ, CONSUELO	2,079	319	1,743	17
STAHL HAMILTON, STEPHANIE	1,764	268	1,487	9
KIBBEY, CHRISTOPHER	894	218	662	14
Write-In Totals	26	9	15	2
Not Assigned	26	9	15	2
Total Votes Cast	4,763	814	3,907	42

Corporation Commissioner

Vote For 3

	TOTAL	Polls	Early Provisional	S
AGUILAR, YLENIA	2,177	348	1,807	22
HILL, JONATHON	1,628	212	1,406	10
POLACHECK, JOSHUA	1,685	219	1,453	13
LOPEZ, RENE	828	197	618	13
MARQUEZ PETERSON, LEA	684	131	541	12
WALDEN, RACHEL	692	145	538	9
CEASE, MIKE	95	27	68	0
LUXENBERG, NINA	123	28	94	1
Write-In Totals	5	3	2	0
Write-In: Bertone, Frank	0	0	0	0
Not Assigned	5	3	2	0
Total Votes Cast	7,917	1,310	6,527	80

Board of Supervisors District 2

Vote For 1

	TOTAL	Polls	Early Provisional	S
HEINZ, MATT	2,444	416	2,006	22
BACKER, JOHN	907	225	665	17
Write-In Totals	8	6	2	0
Not Assigned	8	6	2	0
Total Votes Cast	3,359	647	2,673	39

Precinct 053

County Assessor

Vote For 1

	TOTAL	Polls	Early Provisional	S
DROUBIE, SUZANNE	2,760	510	2,221	29
Write-In Totals	73	22	50	1
Not Assigned	73	22	50	1
Total Votes Cast	2,833	532	2,271	30

County Attorney

Vote For 1

	TOTAL	Polls	Early Provisional	S
CONOVER, LAURA	2,522	456	2,038	28
DRUAN, HOWARD	488	122	362	4
Write-In Totals	37	7	29	1
Not Assigned	37	7	29	1
Total Votes Cast	3,047	585	2,429	33

County Recorder

Vote For 1

	TOTAL	Polls	Early Provisional	S
CÁZARES-KELLY, GABRIELLA	2,447	417	2,005	25
CAMPBELL-GONZALEZ, DOMINIC	871	223	632	16
Write-In Totals	4	3	1	0
Not Assigned	4	3	1	0
Total Votes Cast	3,322	643	2,638	41

County Sheriff

Vote For 1

	TOTAL	Polls	Early Provisional	S
NANOS, CHRIS	2,279	392	1,866	21
LAPPIN, HEATHER	1,088	265	803	20
Write-In Totals	4	3	1	0
Write-In: Di Genova, Trista	0	0	0	0
Not Assigned	4	3	1	0
Total Votes Cast	3,371	660	2,670	41

County Superintendent of Schools

Vote For 1

	TOTAL	Polls	Early Provisional	S
WILLIAMS, DUSTIN	2,791	522	2,241	28
Write-In Totals	73	25	48	0
Not Assigned	73	25	48	0
Total Votes Cast	2,864	547	2,289	28

Precinct 053

County Treasurer

Vote For 1

	TOTAL	Polls	Early Provisional	S
JOHNSON, BRIAN	2,334	402	1,909	23
ACKERLEY, CHRIS	1,008	239	752	17
Write-In Totals	5	4	1	0
Not Assigned	5	4	1	0
Total Votes Cast	3,347	645	2,662	40

Justice of the Peace Precinct 9

Vote For 1

	TOTAL	Polls	Early Provisional	S
GARZA, RENEE ANN	2,820	531	2,258	31
Write-In Totals	76	23	51	2
Not Assigned	76	23	51	2
Total Votes Cast	2,896	554	2,309	33

Constable Precinct 9

Vote For 1

	TOTAL	Polls	Early Provisional	S
Write-In Totals	384	60	319	5
Not Assigned	384	60	319	5
Total Votes Cast	384	60	319	5

KING, KATHRYN H.

Vote For 1

	TOTAL	Polls	Early Provisional	S
Yes / Si	1,831	367	1,442	22
No	1,199	213	971	15
Total Votes Cast	3,030	580	2,413	37

BOLICK, CLINT

Vote For 1

	TOTAL	Polls	Early Provisional	S
Yes / Si	1,603	302	1,280	21
No	1,345	260	1,070	15
Total Votes Cast	2,948	562	2,350	36

ECKERSTROM, PETER J.

Vote For 1

	TOTAL	Polls	Early Provisional	S
Yes / Si	2,115	346	1,744	25
No	800	206	584	10
Total Votes Cast	2,915	552	2,328	35

Precinct 053

STARING, CHRISTOPHER P.

Vote For 1

	TOTAL	Polls	Early Provisional	S
Yes / Si	1,970	357	1,590	23
No	885	187	686	12
Total Votes Cast	2,855	544	2,276	35

GRIFFIN, BRENDEN J.

Vote For 1

	TOTAL	Polls	Early Provisional	S
Yes / Si	2,064	364	1,674	26
No	836	181	646	9
Total Votes Cast	2,900	545	2,320	35

LEE, KENNETH

Vote For 1

	TOTAL	Polls	Early Provisional	S
Yes / Si	2,049	352	1,674	23
No	836	192	634	10
Total Votes Cast	2,885	544	2,308	33

BRYSON, KYLE A.

Vote For 1

	TOTAL	Polls	Early Provisional	S
Yes / Si	2,042	347	1,672	23
No	835	192	633	10
Total Votes Cast	2,877	539	2,305	33

COHEN, GARY J.

Vote For 1

	TOTAL	Polls	Early Provisional	S
Yes / Si	2,007	340	1,643	24
No	861	195	658	8
Total Votes Cast	2,868	535	2,301	32

GORDON, RICHARD E.

Vote For 1

	TOTAL	Polls	Early Provisional	S
Yes / Si	2,077	355	1,700	22
No	810	187	612	11
Total Votes Cast	2,887	542	2,312	33

Precinct 053

BUTLER, MICHAEL J.

Vote For 1

	TOTAL	Polls	Early Provisional	S
Yes / Si	2,041	344	1,676	21
No	832	201	621	10
Total Votes Cast	2,873	545	2,297	31

YEHLING, WAYNE E.

Vote For 1

	TOTAL	Polls	Early Provisional	S
Yes / Si	2,002	353	1,629	20
No	868	191	666	11
Total Votes Cast	2,870	544	2,295	31

CONSTANT, DANIELLE J.K.

Vote For 1

	TOTAL	Polls	Early Provisional	S
Yes / Si	2,033	361	1,651	21
No	837	177	651	9
Total Votes Cast	2,870	538	2,302	30

METCALF, D. DOUGLAS

Vote For 1

	TOTAL	Polls	Early Provisional	S
Yes / Si	2,000	338	1,639	23
No	880	207	665	8
Total Votes Cast	2,880	545	2,304	31

MCGINLEY, CASEY F.

Vote For 1

	TOTAL	Polls	Early Provisional	S
Yes / Si	2,025	353	1,652	20
No	835	188	638	9
Total Votes Cast	2,860	541	2,290	29

SAKALL, GREG

Vote For 1

	TOTAL	Polls	Early Provisional	S
Yes / Si	1,967	351	1,596	20
No	897	194	693	10
Total Votes Cast	2,864	545	2,289	30

Precinct 053

WAGENER, JOAN L.

Vote For 1		TOTAL	Polls	Early Provisional	S
Yes / Si		2,040	358	1,661	21
No		834	185	640	9
Total Votes Cast		2,874	543	2,301	30

JOHNSON, KELLIE L.

Vote For 1		TOTAL	Polls	Early Provisional	S
Yes / Si		1,883	344	1,517	22
No		1,000	206	785	9
Total Votes Cast		2,883	550	2,302	31

ORTIZ, KIMBERLY H.

Vote For 1		TOTAL	Polls	Early Provisional	S
Yes / Si		2,170	380	1,769	21
No		716	166	543	7
Total Votes Cast		2,886	546	2,312	28

MCDONALD, SCOTT DAVID

Vote For 1		TOTAL	Polls	Early Provisional	S
Yes / Si		1,996	347	1,627	22
No		867	195	664	8
Total Votes Cast		2,863	542	2,291	30

ABRAMS, LISA ILKA

Vote For 1		TOTAL	Polls	Early Provisional	S
Yes / Si		2,124	375	1,726	23
No		761	170	583	8
Total Votes Cast		2,885	545	2,309	31

PROPOSITION 133

Vote For 1		TOTAL	Polls	Early Provisional	S
Yes / Si		1,154	270	860	24
No		1,960	334	1,611	15
Total Votes Cast		3,114	604	2,471	39

Precinct 053

PROPOSITION 134

Vote For 1

	TOTAL	Polls	Early Provisional	S
Yes / Si	1,111	255	831	25
No	2,005	345	1,646	14
Total Votes Cast	3,116	600	2,477	39

PROPOSITION 135

Vote For 1

	TOTAL	Polls	Early Provisional	S
Yes / Si	1,217	291	905	21
No	1,844	299	1,528	17
Total Votes Cast	3,061	590	2,433	38

PROPOSITION 136

Vote For 1

	TOTAL	Polls	Early Provisional	S
Yes / Si	982	247	714	21
No	2,088	344	1,726	18
Total Votes Cast	3,070	591	2,440	39

PROPOSITION 137

Vote For 1

	TOTAL	Polls	Early Provisional	S
Yes / Si	715	182	520	13
No	2,298	402	1,871	25
Total Votes Cast	3,013	584	2,391	38

PROPOSITION 138

Vote For 1

	TOTAL	Polls	Early Provisional	S
Yes / Si	631	159	456	16
No	2,540	464	2,051	25
Total Votes Cast	3,171	623	2,507	41

PROPOSITION 139

Vote For 1

	TOTAL	Polls	Early Provisional	S
Yes / Si	2,525	480	2,018	27
No	835	190	632	13
Total Votes Cast	3,360	670	2,650	40

Precinct 053

PROPOSITION 140

Vote For 1	TOTAL	Polls	Early Provisional	S
Yes / Si	1,692	349	1,324	19
No	1,560	281	1,260	19
Total Votes Cast	3,252	630	2,584	38

PROPOSITION 311

Vote For 1	TOTAL	Polls	Early Provisional	S
Yes / Si	2,071	448	1,596	27
No	1,211	201	997	13
Total Votes Cast	3,282	649	2,593	40

PROPOSITION 312

Vote For 1	TOTAL	Polls	Early Provisional	S
Yes / Si	1,768	376	1,370	22
No	1,475	257	1,201	17
Total Votes Cast	3,243	633	2,571	39

PROPOSITION 313

Vote For 1	TOTAL	Polls	Early Provisional	S
Yes / Si	2,002	426	1,549	27
No	1,152	195	944	13
Total Votes Cast	3,154	621	2,493	40

PROPOSITION 314

Vote For 1	TOTAL	Polls	Early Provisional	S
Yes / Si	1,543	309	1,217	17
No	1,584	303	1,261	20
Total Votes Cast	3,127	612	2,478	37

PROPOSITION 315

Vote For 1	TOTAL	Polls	Early Provisional	S
Yes / Si	1,161	256	888	17
No	1,906	339	1,545	22
Total Votes Cast	3,067	595	2,433	39

Summary Results Report
 General Election
 November 5, 2024

OFFICIAL RESULTS
 Summary of Votes Cast
 County of Pima

Precinct 054

Statistics	TOTAL	Polls	Early Provisional	s
Registered Voters - Total	3,035			
Ballots Cast - Total	1,989	377	1,598	14
Ballots Cast - Blank	46	19	26	1
Voter Turnout - Total	65.54%			

Presidential Electors

Vote For 1	TOTAL	Polls	Early Provisional	s
HARRIS, KAMALA D.	1,171	152	1,011	8
TRUMP, DONALD J.	757	209	542	6
OLIVER, CHASE	14	5	9	0
STEIN, JILL	17	2	15	0
Write-In Totals	8	4	4	0
Write-In: Ayyadurai / Ellis	0	0	0	0
Write-In: Boddie / Stoneham	0	0	0	0
Write-In: De la Cruz / Garcia	1	0	1	0
Write-In: Shelton / Serra	0	0	0	0
Write-In: Skousen / Combs	0	0	0	0
Not Assigned	7	4	3	0
Total Votes Cast	1,967	372	1,581	14

U.S. Senator

Vote For 1	TOTAL	Polls	Early Provisional	s
GALLEGO, RUBEN	1,213	162	1,043	8
LAKE, KARI	635	181	449	5
QUINTANA, EDUARDO	91	20	71	0
Write-In Totals	0	0	0	0
Write-In: Williams, Sarah	0	0	0	0
Write-In: Beckett, Christopher	0	0	0	0
Write-In: Sanders, Steven Cavin	0	0	0	0
Write-In: Bozic, David	0	0	0	0
Write-In: Petty, Shawn	0	0	0	0
Write-In: Rodriguez, Benjamin	0	0	0	0
Write-In: Prosser, Jannie "Jannie"	0	0	0	0
Not Assigned	0	0	0	0
Total Votes Cast	1,939	363	1,563	13

Summary Results Report
 General Election
 November 5, 2024

OFFICIAL RESULTS
 Summary of Votes Cast
 County of Pima

Precinct 054

U.S. Representative in Congress District 6

Vote For 1

	TOTAL	Polls	Early Provisional	s
ENGEL, KIRSTEN	1,128	147	975	6
CISCOMANI, JUAN	696	185	508	3
EASTWOOD, ATHENA	89	19	69	1
Write-In Totals	1	0	1	0
Write-In: Pozzolo, Luis	0	0	0	0
Not Assigned	1	0	1	0
Total Votes Cast	1,914	351	1,553	10

State Senator District 21

Vote For 1

	TOTAL	Polls	Early Provisional	s
GABALDÓN, ROSANNA	1,408	231	1,171	6
Write-In Totals	78	16	62	0
Not Assigned	78	16	62	0
Total Votes Cast	1,486	247	1,233	6

State Representative Dist. 21

Vote For 2

	TOTAL	Polls	Early Provisional	s
HERNANDEZ, CONSUELO	991	116	869	6
STAHL HAMILTON, STEPHANIE	900	94	802	4
KIBBEY, CHRISTOPHER	663	173	488	2
Write-In Totals	32	7	25	0
Not Assigned	32	7	25	0
Total Votes Cast	2,586	390	2,184	12

Corporation Commissioner

Vote For 3

	TOTAL	Polls	Early Provisional	s
AGUILAR, YLENIA	1,051	123	923	5
HILL, JONATHON	878	89	784	5
POLACHECK, JOSHUA	845	81	760	4
LOPEZ, RENE	546	134	411	1
MARQUEZ PETERSON, LEA	518	107	408	3
WALDEN, RACHEL	518	115	399	4
CEASE, MIKE	66	17	49	0
LUXENBERG, NINA	78	18	58	2
Write-In Totals	4	2	2	0
Write-In: Bertone, Frank	0	0	0	0
Not Assigned	4	2	2	0
Total Votes Cast	4,504	686	3,794	24

Precinct 054

Board of Supervisors District 2

	TOTAL	Polls	Early Provisional	S
HEINZ, MATT	1,197	156	1,035	6
BACKER, JOHN	684	181	501	2
Write-In Totals	7	2	4	1
Not Assigned	7	2	4	1
Total Votes Cast	1,888	339	1,540	9

County Assessor

	TOTAL	Polls	Early Provisional	S
DROUBIE, SUZANNE	1,409	228	1,171	10
Write-In Totals	69	12	57	0
Not Assigned	69	12	57	0
Total Votes Cast	1,478	240	1,228	10

County Attorney

	TOTAL	Polls	Early Provisional	S
CONOVER, LAURA	1,242	179	1,057	6
DRUAN, HOWARD	326	91	233	2
Write-In Totals	29	4	25	0
Not Assigned	29	4	25	0
Total Votes Cast	1,597	274	1,315	8

County Recorder

	TOTAL	Polls	Early Provisional	S
CÁZARES-KELLY, GABRIELLA	1,199	155	1,036	8
CAMPBELL-GONZALEZ, DOMINIC	649	179	465	5
Write-In Totals	5	1	4	0
Not Assigned	5	1	4	0
Total Votes Cast	1,853	335	1,505	13

County Sheriff

	TOTAL	Polls	Early Provisional	S
NANOS, CHRIS	1,099	158	932	9
LAPPIN, HEATHER	782	187	590	5
Write-In Totals	8	1	7	0
Write-In: Di Genova, Trista	0	0	0	0
Not Assigned	8	1	7	0
Total Votes Cast	1,889	346	1,529	14

Precinct 054

County Superintendent of Schools

Vote For 1

	TOTAL	Polls	Early Provisional	S
WILLIAMS, DUSTIN	1,410	227	1,173	10
Write-In Totals	59	12	47	0
Not Assigned	59	12	47	0
Total Votes Cast	1,469	239	1,220	10

County Treasurer

Vote For 1

	TOTAL	Polls	Early Provisional	S
JOHNSON, BRIAN	1,148	152	989	7
ACKERLEY, CHRIS	707	179	523	5
Write-In Totals	7	3	4	0
Not Assigned	7	3	4	0
Total Votes Cast	1,862	334	1,516	12

Justice of the Peace Precinct 2

Vote For 1

	TOTAL	Polls	Early Provisional	S
CORNEJO, ERICA	1,423	232	1,185	6
Write-In Totals	64	15	49	0
Not Assigned	64	15	49	0
Total Votes Cast	1,487	247	1,234	6

KING, KATHRYN H.

Vote For 1

	TOTAL	Polls	Early Provisional	S
Yes / Si	1,017	186	824	7
No	627	96	525	6
Total Votes Cast	1,644	282	1,349	13

BOLICK, CLINT

Vote For 1

	TOTAL	Polls	Early Provisional	S
Yes / Si	942	173	763	6
No	676	101	569	6
Total Votes Cast	1,618	274	1,332	12

ECKERSTROM, PETER J.

Vote For 1

	TOTAL	Polls	Early Provisional	S
Yes / Si	1,167	187	971	9
No	409	80	326	3
Total Votes Cast	1,576	267	1,297	12

Precinct 054

STARING, CHRISTOPHER P.

Vote For 1

	TOTAL	Polls	Early Provisional	S
Yes / Si	1,115	187	919	9
No	434	76	354	4
Total Votes Cast	1,549	263	1,273	13

GRIFFIN, BRENDEN J.

Vote For 1

	TOTAL	Polls	Early Provisional	S
Yes / Si	1,135	184	946	5
No	439	80	354	5
Total Votes Cast	1,574	264	1,300	10

LEE, KENNETH

Vote For 1

	TOTAL	Polls	Early Provisional	S
Yes / Si	1,130	183	942	5
No	441	79	358	4
Total Votes Cast	1,571	262	1,300	9

BRYSON, KYLE A.

Vote For 1

	TOTAL	Polls	Early Provisional	S
Yes / Si	1,145	187	952	6
No	420	76	340	4
Total Votes Cast	1,565	263	1,292	10

COHEN, GARY J.

Vote For 1

	TOTAL	Polls	Early Provisional	S
Yes / Si	1,134	178	951	5
No	432	84	343	5
Total Votes Cast	1,566	262	1,294	10

GORDON, RICHARD E.

Vote For 1

	TOTAL	Polls	Early Provisional	S
Yes / Si	1,138	189	943	6
No	428	72	352	4
Total Votes Cast	1,566	261	1,295	10

Precinct 054

BUTLER, MICHAEL J.

Vote For 1

	TOTAL	Polls	Early Provisional	S
Yes / Si	1,166	195	965	6
No	403	70	329	4
Total Votes Cast	1,569	265	1,294	10

YEHLING, WAYNE E.

Vote For 1

	TOTAL	Polls	Early Provisional	S
Yes / Si	1,116	174	936	6
No	447	87	356	4
Total Votes Cast	1,563	261	1,292	10

CONSTANT, DANIELLE J.K.

Vote For 1

	TOTAL	Polls	Early Provisional	S
Yes / Si	1,106	184	916	6
No	456	78	374	4
Total Votes Cast	1,562	262	1,290	10

METCALF, D. DOUGLAS

Vote For 1

	TOTAL	Polls	Early Provisional	S
Yes / Si	1,143	186	949	8
No	418	77	338	3
Total Votes Cast	1,561	263	1,287	11

MCGINLEY, CASEY F.

Vote For 1

	TOTAL	Polls	Early Provisional	S
Yes / Si	1,134	188	940	6
No	427	77	346	4
Total Votes Cast	1,561	265	1,286	10

SAKALL, GREG

Vote For 1

	TOTAL	Polls	Early Provisional	S
Yes / Si	1,119	180	933	6
No	438	80	354	4
Total Votes Cast	1,557	260	1,287	10

Precinct 054

WAGENER, JOAN L.

Vote For 1

	TOTAL	Polls	Early Provisional	S
Yes / Si	1,124	187	932	5
No	434	76	353	5
Total Votes Cast	1,558	263	1,285	10

JOHNSON, KELLIE L.

Vote For 1

	TOTAL	Polls	Early Provisional	S
Yes / Si	1,060	181	876	3
No	510	80	423	7
Total Votes Cast	1,570	261	1,299	10

ORTIZ, KIMBERLY H.

Vote For 1

	TOTAL	Polls	Early Provisional	S
Yes / Si	1,196	206	984	6
No	374	60	310	4
Total Votes Cast	1,570	266	1,294	10

MCDONALD, SCOTT DAVID

Vote For 1

	TOTAL	Polls	Early Provisional	S
Yes / Si	1,129	184	940	5
No	437	79	353	5
Total Votes Cast	1,566	263	1,293	10

ABRAMS, LISA ILKA

Vote For 1

	TOTAL	Polls	Early Provisional	S
Yes / Si	1,173	196	972	5
No	394	68	321	5
Total Votes Cast	1,567	264	1,293	10

Governing Board - Tucson Unified School District (TUSD) No. 1

Vote For 3

	TOTAL	Polls	Early Provisional	S
ACOSTA RUIZ, PILAR	1	0	1	0
FLORES, ESTEBAN	1	0	1	0
LUNA ROSE, NATALIE	0	0	0	0
SHAH, RAVI	1	0	1	0
SHAW, SADIE	1	0	1	0
Write-In Totals	0	0	0	0
Not Assigned	0	0	0	0
Total Votes Cast	4	0	4	0

Precinct 054

PROPOSITION 133

Vote For 1		TOTAL	Polls	Early Provisional	S
Yes / Si	681	154	522	5	
No	1,080	161	911	8	
Total Votes Cast	1,761	315	1,433	13	

PROPOSITION 134

Vote For 1		TOTAL	Polls	Early Provisional	S
Yes / Si	638	140	493	5	
No	1,128	173	947	8	
Total Votes Cast	1,766	313	1,440	13	

PROPOSITION 135

Vote For 1		TOTAL	Polls	Early Provisional	S
Yes / Si	728	170	552	6	
No	1,013	141	865	7	
Total Votes Cast	1,741	311	1,417	13	

PROPOSITION 136

Vote For 1		TOTAL	Polls	Early Provisional	S
Yes / Si	542	125	412	5	
No	1,177	175	995	7	
Total Votes Cast	1,719	300	1,407	12	

PROPOSITION 137

Vote For 1		TOTAL	Polls	Early Provisional	S
Yes / Si	424	88	333	3	
No	1,306	218	1,080	8	
Total Votes Cast	1,730	306	1,413	11	

PROPOSITION 138

Vote For 1		TOTAL	Polls	Early Provisional	S
Yes / Si	376	97	277	2	
No	1,413	227	1,176	10	
Total Votes Cast	1,789	324	1,453	12	

Precinct 054

PROPOSITION 139

Vote For 1

	TOTAL	Polls	Early Provisional	S
Yes / Si	1,337	225	1,104	8
No	552	131	416	5
Total Votes Cast	1,889	356	1,520	13

PROPOSITION 140

Vote For 1

	TOTAL	Polls	Early Provisional	S
Yes / Si	937	193	735	9
No	907	142	761	4
Total Votes Cast	1,844	335	1,496	13

PROPOSITION 311

Vote For 1

	TOTAL	Polls	Early Provisional	S
Yes / Si	1,175	242	926	7
No	687	103	578	6
Total Votes Cast	1,862	345	1,504	13

PROPOSITION 312

Vote For 1

	TOTAL	Polls	Early Provisional	S
Yes / Si	1,080	235	840	5
No	768	106	654	8
Total Votes Cast	1,848	341	1,494	13

PROPOSITION 313

Vote For 1

	TOTAL	Polls	Early Provisional	S
Yes / Si	1,170	242	921	7
No	624	89	530	5
Total Votes Cast	1,794	331	1,451	12

PROPOSITION 314

Vote For 1

	TOTAL	Polls	Early Provisional	S
Yes / Si	958	213	743	2
No	815	108	697	10
Total Votes Cast	1,773	321	1,440	12

Precinct 054

PROPOSITION 315

Vote For 1

	TOTAL	Polls	Early Provisional	S
Yes / Si	658	160	495	3
No	1,084	150	925	9
Total Votes Cast	1,742	310	1,420	12

Precinct 055

Statistics	TOTAL	Polls	Early Provisional	s
Registered Voters - Total	1,335			
Ballots Cast - Total	1,113	165	937	11
Ballots Cast - Blank	17	8	8	1
Voter Turnout - Total	83.37%			

Presidential Electors

Vote For 1	TOTAL	Polls	Early Provisional	s
HARRIS, KAMALA D.	714	85	622	7
TRUMP, DONALD J.	366	77	286	3
OLIVER, CHASE	5	1	4	0
STEIN, JILL	15	1	13	1
Write-In Totals	6	1	5	0
Write-In: Ayyadurai / Ellis	0	0	0	0
Write-In: Boddie / Stoneham	0	0	0	0
Write-In: De la Cruz / Garcia	1	0	1	0
Write-In: Shelton / Serra	0	0	0	0
Write-In: Skousen / Combs	0	0	0	0
Not Assigned	5	1	4	0
Total Votes Cast	1,106	165	930	11

U.S. Senator

Vote For 1	TOTAL	Polls	Early Provisional	s
GALLEGO, RUBEN	723	84	632	7
LAKE, KARI	328	70	255	3
QUINTANA, EDUARDO	36	7	28	1
Write-In Totals	2	1	1	0
Write-In: Williams, Sarah	0	0	0	0
Write-In: Beckett, Christopher	0	0	0	0
Write-In: Sanders, Steven Cavin	0	0	0	0
Write-In: Bozic, David	0	0	0	0
Write-In: Petty, Shawn	0	0	0	0
Write-In: Rodriguez, Benjamin	0	0	0	0
Write-In: Prosser, Jannie "Jannie"	0	0	0	0
Not Assigned	2	1	1	0
Total Votes Cast	1,089	162	916	11

Summary Results Report
 General Election
 November 5, 2024

OFFICIAL RESULTS
 Summary of Votes Cast
 County of Pima

Precinct 055

U.S. Representative in Congress District 6

Vote For 1

	TOTAL	Polls	Early Provisional	s
ENGEL, KIRSTEN	678	78	594	6
CISCOMANI, JUAN	357	69	285	3
EASTWOOD, ATHENA	42	13	28	1
Write-In Totals	0	0	0	0
Write-In: Pozzolo, Luis	0	0	0	0
Not Assigned	0	0	0	0
Total Votes Cast	1,077	160	907	10

State Senator District 18

Vote For 1

	TOTAL	Polls	Early Provisional	s
SUNDARESHAN, PRIYA	766	105	656	5
Write-In Totals	25	5	20	0
Not Assigned	25	5	20	0
Total Votes Cast	791	110	676	5

State Representative Dist. 18

Vote For 2

	TOTAL	Polls	Early Provisional	s
GUTIERREZ, NANCY	655	70	580	5
MATHIS, CHRIS	561	50	509	2
ROSENBLUM, LEONARD "LEN"	351	70	278	3
Write-In Totals	11	4	7	0
Not Assigned	11	4	7	0
Total Votes Cast	1,578	194	1,374	10

Corporation Commissioner

Vote For 3

	TOTAL	Polls	Early Provisional	s
AGUILAR, YLENIA	604	57	542	5
HILL, JONATHON	580	55	522	3
POLACHECK, JOSHUA	554	48	504	2
LOPEZ, RENE	301	52	249	0
MARQUEZ PETERSON, LEA	305	50	255	0
WALDEN, RACHEL	304	50	253	1
CEASE, MIKE	48	7	41	0
LUXENBERG, NINA	72	14	57	1
Write-In Totals	3	2	1	0
Write-In: Bertone, Frank	0	0	0	0
Not Assigned	3	2	1	0
Total Votes Cast	2,771	335	2,424	12

Precinct 055

Board of Supervisors District 1

Vote For 1

	TOTAL	Polls	Early Provisional	S
SCOTT, REX	646	77	563	6
SPAIN, STEVE	380	73	305	2
Write-In Totals	2	1	1	0
Not Assigned	2	1	1	0
Total Votes Cast	1,028	151	869	8

County Assessor

Vote For 1

	TOTAL	Polls	Early Provisional	S
DROUBIE, SUZANNE	765	104	656	5
Write-In Totals	29	5	24	0
Not Assigned	29	5	24	0
Total Votes Cast	794	109	680	5

County Attorney

Vote For 1

	TOTAL	Polls	Early Provisional	S
CONOVER, LAURA	681	84	591	6
DRUAN, HOWARD	208	42	165	1
Write-In Totals	11	3	8	0
Not Assigned	11	3	8	0
Total Votes Cast	900	129	764	7

County Recorder

Vote For 1

	TOTAL	Polls	Early Provisional	S
CÁZARES-KELLY, GABRIELLA	683	77	601	5
CAMPBELL-GONZALEZ, DOMINIC	327	71	255	1
Write-In Totals	0	0	0	0
Not Assigned	0	0	0	0
Total Votes Cast	1,010	148	856	6

County Sheriff

Vote For 1

	TOTAL	Polls	Early Provisional	S
NANOS, CHRIS	601	72	522	7
LAPPIN, HEATHER	427	79	346	2
Write-In Totals	1	0	1	0
Write-In: Di Genova, Trista	0	0	0	0
Not Assigned	1	0	1	0
Total Votes Cast	1,029	151	869	9

Precinct 055

County Superintendent of Schools

Vote For 1

	TOTAL	Polls	Early Provisional	S
WILLIAMS, DUSTIN	772	105	661	6
Write-In Totals	21	5	16	0
Not Assigned	21	5	16	0
Total Votes Cast	793	110	677	6

County Treasurer

Vote For 1

	TOTAL	Polls	Early Provisional	S
JOHNSON, BRIAN	643	77	561	5
ACKERLEY, CHRIS	384	72	309	3
Write-In Totals	0	0	0	0
Not Assigned	0	0	0	0
Total Votes Cast	1,027	149	870	8

Constable Precinct 1

Vote For 1

	TOTAL	Polls	Early Provisional	S
ROOSEVELT, MARK	651	79	568	4
ROWLAND, DANIEL	348	68	277	3
Write-In Totals	0	0	0	0
Not Assigned	0	0	0	0
Total Votes Cast	999	147	845	7

KING, KATHRYN H.

Vote For 1

	TOTAL	Polls	Early Provisional	S
Yes / Si	412	75	334	3
No	460	42	416	2
Total Votes Cast	872	117	750	5

BOLICK, CLINT

Vote For 1

	TOTAL	Polls	Early Provisional	S
Yes / Si	378	65	311	2
No	487	49	435	3
Total Votes Cast	865	114	746	5

ECKERSTROM, PETER J.

Vote For 1

	TOTAL	Polls	Early Provisional	S
Yes / Si	622	72	547	3
No	181	39	140	2
Total Votes Cast	803	111	687	5

Precinct 055

STARING, CHRISTOPHER P.

Vote For 1

	TOTAL	Polls	Early Provisional	S
Yes / Si	569	72	495	2
No	219	37	180	2
Total Votes Cast	788	109	675	4

GRIFFIN, BRENDEN J.

Vote For 1

	TOTAL	Polls	Early Provisional	S
Yes / Si	566	72	491	3
No	205	32	172	1
Total Votes Cast	771	104	663	4

LEE, KENNETH

Vote For 1

	TOTAL	Polls	Early Provisional	S
Yes / Si	572	67	502	3
No	198	35	162	1
Total Votes Cast	770	102	664	4

BRYSON, KYLE A.

Vote For 1

	TOTAL	Polls	Early Provisional	S
Yes / Si	587	70	514	3
No	186	34	151	1
Total Votes Cast	773	104	665	4

COHEN, GARY J.

Vote For 1

	TOTAL	Polls	Early Provisional	S
Yes / Si	565	66	497	2
No	202	38	163	1
Total Votes Cast	767	104	660	3

GORDON, RICHARD E.

Vote For 1

	TOTAL	Polls	Early Provisional	S
Yes / Si	579	68	508	3
No	192	36	155	1
Total Votes Cast	771	104	663	4

Precinct 055

BUTLER, MICHAEL J.

Vote For 1

	TOTAL	Polls	Early Provisional	S
Yes / Si	577	67	508	2
No	192	38	152	2
Total Votes Cast	769	105	660	4

YEHLING, WAYNE E.

Vote For 1

	TOTAL	Polls	Early Provisional	S
Yes / Si	566	71	493	2
No	197	32	163	2
Total Votes Cast	763	103	656	4

CONSTANT, DANIELLE J.K.

Vote For 1

	TOTAL	Polls	Early Provisional	S
Yes / Si	549	70	476	3
No	215	33	181	1
Total Votes Cast	764	103	657	4

METCALF, D. DOUGLAS

Vote For 1

	TOTAL	Polls	Early Provisional	S
Yes / Si	571	67	502	2
No	196	36	158	2
Total Votes Cast	767	103	660	4

MCGINLEY, CASEY F.

Vote For 1

	TOTAL	Polls	Early Provisional	S
Yes / Si	578	64	511	3
No	193	37	155	1
Total Votes Cast	771	101	666	4

SAKALL, GREG

Vote For 1

	TOTAL	Polls	Early Provisional	S
Yes / Si	567	68	496	3
No	202	36	165	1
Total Votes Cast	769	104	661	4

Precinct 055

WAGENER, JOAN L.

Vote For 1		TOTAL	Polls	Early Provisional	S
Yes / Si		567	66	499	2
No		201	36	163	2
Total Votes Cast		768	102	662	4

JOHNSON, KELLIE L.

Vote For 1		TOTAL	Polls	Early Provisional	S
Yes / Si		493	67	424	2
No		285	39	244	2
Total Votes Cast		778	106	668	4

ORTIZ, KIMBERLY H.

Vote For 1		TOTAL	Polls	Early Provisional	S
Yes / Si		579	71	506	2
No		189	32	155	2
Total Votes Cast		768	103	661	4

MCDONALD, SCOTT DAVID

Vote For 1		TOTAL	Polls	Early Provisional	S
Yes / Si		556	64	490	2
No		210	37	171	2
Total Votes Cast		766	101	661	4

ABRAMS, LISA ILKA

Vote For 1		TOTAL	Polls	Early Provisional	S
Yes / Si		568	64	502	2
No		200	40	158	2
Total Votes Cast		768	104	660	4

PROPOSITION 133

Vote For 1		TOTAL	Polls	Early Provisional	S
Yes / Si		301	56	241	4
No		673	80	590	3
Total Votes Cast		974	136	831	7

Precinct 055

PROPOSITION 134

Vote For 1				
	TOTAL	Polls	Early Provisional	S
Yes / Si	267	50	214	3
No	714	86	624	4
Total Votes Cast	981	136	838	7

PROPOSITION 135

Vote For 1				
	TOTAL	Polls	Early Provisional	S
Yes / Si	317	67	248	2
No	652	61	586	5
Total Votes Cast	969	128	834	7

PROPOSITION 136

Vote For 1				
	TOTAL	Polls	Early Provisional	S
Yes / Si	226	46	178	2
No	736	81	650	5
Total Votes Cast	962	127	828	7

PROPOSITION 137

Vote For 1				
	TOTAL	Polls	Early Provisional	S
Yes / Si	141	28	112	1
No	835	108	721	6
Total Votes Cast	976	136	833	7

PROPOSITION 138

Vote For 1				
	TOTAL	Polls	Early Provisional	S
Yes / Si	160	38	120	2
No	846	102	739	5
Total Votes Cast	1,006	140	859	7

PROPOSITION 139

Vote For 1				
	TOTAL	Polls	Early Provisional	S
Yes / Si	828	111	708	9
No	238	43	194	1
Total Votes Cast	1,066	154	902	10

Precinct 055

PROPOSITION 140

Vote For 1

	TOTAL	Polls	Early Provisional	S
Yes / Si	431	71	356	4
No	600	72	524	4
Total Votes Cast	1,031	143	880	8

PROPOSITION 311

Vote For 1

	TOTAL	Polls	Early Provisional	S
Yes / Si	541	97	440	4
No	490	45	441	4
Total Votes Cast	1,031	142	881	8

PROPOSITION 312

Vote For 1

	TOTAL	Polls	Early Provisional	S
Yes / Si	490	92	395	3
No	540	50	485	5
Total Votes Cast	1,030	142	880	8

PROPOSITION 313

Vote For 1

	TOTAL	Polls	Early Provisional	S
Yes / Si	509	102	403	4
No	506	39	463	4
Total Votes Cast	1,015	141	866	8

PROPOSITION 314

Vote For 1

	TOTAL	Polls	Early Provisional	S
Yes / Si	432	76	353	3
No	578	62	511	5
Total Votes Cast	1,010	138	864	8

PROPOSITION 315

Vote For 1

	TOTAL	Polls	Early Provisional	S
Yes / Si	314	57	255	2
No	653	73	574	6
Total Votes Cast	967	130	829	8

Precinct 055

PROPOSITION 412 - Amphitheater Unified School District No. 10

Vote For 1

	TOTAL	Polls	Early Provisional	s
Bond Approval, Yes / Aprobación de Bonos, Sí	601	73	526	2
Bond Approval, No / Aprobación de Bonos, No	345	51	290	4
Total Votes Cast	946	124	816	6

PROPOSITION 413 - Amphitheater Unified School District No. 10

Vote For 1

	TOTAL	Polls	Early Provisional	s
Budget Override Continuation, Yes / Continuación del Aumento al Presupuesto, Sí	596	72	520	4
Budget Override Continuation, No / Continuación del Aumento al Presupuesto, No	357	54	300	3
Total Votes Cast	953	126	820	7

Summary Results Report
 General Election
 November 5, 2024

OFFICIAL RESULTS
 Summary of Votes Cast
 County of Pima

Precinct 056

Statistics	TOTAL	Polls	Early Provisional	s
Registered Voters - Total	2,480			
Ballots Cast - Total	2,225	191	2,031	3
Ballots Cast - Blank	24	6	17	1
Voter Turnout - Total	89.72%			

Presidential Electors

Vote For 1	TOTAL	Polls	Early Provisional	s
HARRIS, KAMALA D.	1,546	89	1,457	0
TRUMP, DONALD J.	631	91	537	3
OLIVER, CHASE	12	1	11	0
STEIN, JILL	16	5	11	0
Write-In Totals	8	2	6	0
Write-In: Ayyadurai / Ellis	0	0	0	0
Write-In: Boddie / Stoneham	0	0	0	0
Write-In: De la Cruz / Garcia	1	0	1	0
Write-In: Shelton / Serra	0	0	0	0
Write-In: Skousen / Combs	0	0	0	0
Not Assigned	7	2	5	0
Total Votes Cast	2,213	188	2,022	3

U.S. Senator

Vote For 1	TOTAL	Polls	Early Provisional	s
GALLEGO, RUBEN	1,563	90	1,473	0
LAKE, KARI	593	86	504	3
QUINTANA, EDUARDO	33	9	24	0
Write-In Totals	2	1	1	0
Write-In: Williams, Sarah	0	0	0	0
Write-In: Beckett, Christopher	0	0	0	0
Write-In: Sanders, Steven Cavin	0	0	0	0
Write-In: Bozic, David	0	0	0	0
Write-In: Petty, Shawn	0	0	0	0
Write-In: Rodriguez, Benjamin	0	0	0	0
Write-In: Prosser, Jannie "Jannie"	0	0	0	0
Not Assigned	2	1	1	0
Total Votes Cast	2,191	186	2,002	3

Precinct 056

U.S. Representative in Congress District 6

Vote For 1

	TOTAL	Polls	Early Provisional	s
ENGEL, KIRSTEN	1,475	82	1,393	0
CISCOMANI, JUAN	671	97	571	3
EASTWOOD, ATHENA	31	7	24	0
Write-In Totals	1	0	1	0
Write-In: Pozzolo, Luis	0	0	0	0
Not Assigned	1	0	1	0
Total Votes Cast	2,178	186	1,989	3

State Senator District 18

Vote For 1

	TOTAL	Polls	Early Provisional	s
SUNDARESHAN, PRIYA	1,587	109	1,478	0
Write-In Totals	36	7	29	0
Not Assigned	36	7	29	0
Total Votes Cast	1,623	116	1,507	0

State Representative Dist. 18

Vote For 2

	TOTAL	Polls	Early Provisional	s
GUTIERREZ, NANCY	1,401	85	1,316	0
MATHIS, CHRIS	1,401	75	1,326	0
ROSENBLUM, LEONARD "LEN"	653	94	556	3
Write-In Totals	7	1	6	0
Not Assigned	7	1	6	0
Total Votes Cast	3,462	255	3,204	3

Corporation Commissioner

Vote For 3

	TOTAL	Polls	Early Provisional	s
AGUILAR, YLENIA	1,354	71	1,283	0
HILL, JONATHON	1,359	75	1,284	0
POLACHECK, JOSHUA	1,312	63	1,249	0
LOPEZ, RENE	568	70	497	1
MARQUEZ PETERSON, LEA	636	77	559	0
WALDEN, RACHEL	605	75	529	1
CEASE, MIKE	50	9	41	0
LUXENBERG, NINA	60	5	55	0
Write-In Totals	0	0	0	0
Write-In: Bertone, Frank	0	0	0	0
Not Assigned	0	0	0	0
Total Votes Cast	5,944	445	5,497	2

Precinct 056

Board of Supervisors District 1

Vote For 1

	TOTAL	Polls	Early Provisional	S
SCOTT, REX	1,447	77	1,370	0
SPAIN, STEVE	676	100	574	2
Write-In Totals	1	1	0	0
Not Assigned	1	1	0	0
Total Votes Cast	2,124	178	1,944	2

County Assessor

Vote For 1

	TOTAL	Polls	Early Provisional	S
DROUBIE, SUZANNE	1,593	112	1,480	1
Write-In Totals	31	6	25	0
Not Assigned	31	6	25	0
Total Votes Cast	1,624	118	1,505	1

County Attorney

Vote For 1

	TOTAL	Polls	Early Provisional	S
CONOVER, LAURA	1,474	91	1,382	1
DRUAN, HOWARD	276	38	237	1
Write-In Totals	23	4	19	0
Not Assigned	23	4	19	0
Total Votes Cast	1,773	133	1,638	2

County Recorder

Vote For 1

	TOTAL	Polls	Early Provisional	S
CÁZARES-KELLY, GABRIELLA	1,481	79	1,402	0
CAMPBELL-GONZALEZ, DOMINIC	612	89	521	2
Write-In Totals	2	2	0	0
Not Assigned	2	2	0	0
Total Votes Cast	2,095	170	1,923	2

County Sheriff

Vote For 1

	TOTAL	Polls	Early Provisional	S
NANOS, CHRIS	1,188	65	1,122	1
LAPPIN, HEATHER	895	105	789	1
Write-In Totals	7	2	5	0
Write-In: Di Genova, Trista	2	0	2	0
Not Assigned	5	2	3	0
Total Votes Cast	2,090	172	1,916	2

Precinct 056

County Superintendent of Schools

Vote For 1

	TOTAL	Polls	Early Provisional	S
WILLIAMS, DUSTIN	1,585	107	1,477	1
Write-In Totals	28	7	21	0
Not Assigned	28	7	21	0
Total Votes Cast	1,613	114	1,498	1

County Treasurer

Vote For 1

	TOTAL	Polls	Early Provisional	S
JOHNSON, BRIAN	1,352	65	1,287	0
ACKERLEY, CHRIS	750	110	638	2
Write-In Totals	4	1	3	0
Not Assigned	4	1	3	0
Total Votes Cast	2,106	176	1,928	2

Constable Precinct 1

Vote For 1

	TOTAL	Polls	Early Provisional	S
ROOSEVELT, MARK	1,398	74	1,324	0
ROWLAND, DANIEL	658	87	569	2
Write-In Totals	4	2	2	0
Not Assigned	4	2	2	0
Total Votes Cast	2,060	163	1,895	2

KING, KATHRYN H.

Vote For 1

	TOTAL	Polls	Early Provisional	S
Yes / Si	756	88	667	1
No	1,083	59	1,024	0
Total Votes Cast	1,839	147	1,691	1

BOLICK, CLINT

Vote For 1

	TOTAL	Polls	Early Provisional	S
Yes / Si	709	87	621	1
No	1,120	58	1,062	0
Total Votes Cast	1,829	145	1,683	1

ECKERSTROM, PETER J.

Vote For 1

	TOTAL	Polls	Early Provisional	S
Yes / Si	1,356	100	1,255	1
No	273	31	242	0
Total Votes Cast	1,629	131	1,497	1

Precinct 056

STARING, CHRISTOPHER P.

Vote For 1

	TOTAL	Polls	Early Provisional	S
Yes / Si	1,261	101	1,159	1
No	360	33	327	0
Total Votes Cast	1,621	134	1,486	1

GRIFFIN, BRENDEN J.

Vote For 1

	TOTAL	Polls	Early Provisional	S
Yes / Si	1,224	94	1,130	0
No	332	34	298	0
Total Votes Cast	1,556	128	1,428	0

LEE, KENNETH

Vote For 1

	TOTAL	Polls	Early Provisional	S
Yes / Si	1,261	95	1,166	0
No	301	32	269	0
Total Votes Cast	1,562	127	1,435	0

BRYSON, KYLE A.

Vote For 1

	TOTAL	Polls	Early Provisional	S
Yes / Si	1,262	96	1,166	0
No	296	34	262	0
Total Votes Cast	1,558	130	1,428	0

COHEN, GARY J.

Vote For 1

	TOTAL	Polls	Early Provisional	S
Yes / Si	1,209	94	1,115	0
No	346	33	313	0
Total Votes Cast	1,555	127	1,428	0

GORDON, RICHARD E.

Vote For 1

	TOTAL	Polls	Early Provisional	S
Yes / Si	1,248	94	1,154	0
No	303	32	271	0
Total Votes Cast	1,551	126	1,425	0

Precinct 056

BUTLER, MICHAEL J.

Vote For 1

	TOTAL	Polls	Early Provisional	S
Yes / Si	1,266	96	1,170	0
No	288	30	258	0
Total Votes Cast	1,554	126	1,428	0

YEHLING, WAYNE E.

Vote For 1

	TOTAL	Polls	Early Provisional	S
Yes / Si	1,243	100	1,143	0
No	304	30	274	0
Total Votes Cast	1,547	130	1,417	0

CONSTANT, DANIELLE J.K.

Vote For 1

	TOTAL	Polls	Early Provisional	S
Yes / Si	1,151	91	1,060	0
No	398	32	366	0
Total Votes Cast	1,549	123	1,426	0

METCALF, D. DOUGLAS

Vote For 1

	TOTAL	Polls	Early Provisional	S
Yes / Si	1,241	96	1,145	0
No	307	31	276	0
Total Votes Cast	1,548	127	1,421	0

MCGINLEY, CASEY F.

Vote For 1

	TOTAL	Polls	Early Provisional	S
Yes / Si	1,258	95	1,163	0
No	291	32	259	0
Total Votes Cast	1,549	127	1,422	0

SAKALL, GREG

Vote For 1

	TOTAL	Polls	Early Provisional	S
Yes / Si	1,218	93	1,125	0
No	339	34	305	0
Total Votes Cast	1,557	127	1,430	0

Precinct 056

WAGENER, JOAN L.

Vote For 1

	TOTAL	Polls	Early Provisional	S
Yes / Si	1,237	94	1,143	0
No	317	31	286	0
Total Votes Cast	1,554	125	1,429	0

JOHNSON, KELLIE L.

Vote For 1

	TOTAL	Polls	Early Provisional	S
Yes / Si	979	91	888	0
No	602	36	566	0
Total Votes Cast	1,581	127	1,454	0

ORTIZ, KIMBERLY H.

Vote For 1

	TOTAL	Polls	Early Provisional	S
Yes / Si	1,264	96	1,168	0
No	292	31	261	0
Total Votes Cast	1,556	127	1,429	0

MCDONALD, SCOTT DAVID

Vote For 1

	TOTAL	Polls	Early Provisional	S
Yes / Si	1,148	94	1,054	0
No	393	35	358	0
Total Votes Cast	1,541	129	1,412	0

ABRAMS, LISA ILKA

Vote For 1

	TOTAL	Polls	Early Provisional	S
Yes / Si	1,278	96	1,182	0
No	283	29	254	0
Total Votes Cast	1,561	125	1,436	0

Governing Board - Catalina Foothills Unified School District No. 16

Vote For 1

	TOTAL	Polls	Early Provisional	S
ARISPE, BROOKE	380	38	341	1
JACKSON, EILEEN	1,100	67	1,033	0
Write-In Totals	4	0	4	0
Not Assigned	4	0	4	0
Total Votes Cast	1,484	105	1,378	1

Precinct 056

Governing Board - Catalina Foothills Unified School District No. 16

Vote For 2

	TOTAL	Polls	Early Provisional	S
DAVOLI, JACQUELYN	1,090	65	1,024	1
LOGUE, TOM	1,034	56	978	0
PEMBERTON, BART	437	43	394	0
REPSCHER, JENNIFER	514	53	461	0
Write-In Totals	2	0	2	0
Not Assigned	2	0	2	0
Total Votes Cast	3,077	217	2,859	1

PROPOSITION 133

Vote For 1

	TOTAL	Polls	Early Provisional	S
Yes / Si	497	68	427	2
No	1,533	103	1,430	0
Total Votes Cast	2,030	171	1,857	2

PROPOSITION 134

Vote For 1

	TOTAL	Polls	Early Provisional	S
Yes / Si	471	61	408	2
No	1,560	114	1,446	0
Total Votes Cast	2,031	175	1,854	2

PROPOSITION 135

Vote For 1

	TOTAL	Polls	Early Provisional	S
Yes / Si	544	71	472	1
No	1,462	100	1,361	1
Total Votes Cast	2,006	171	1,833	2

PROPOSITION 136

Vote For 1

	TOTAL	Polls	Early Provisional	S
Yes / Si	426	54	371	1
No	1,575	117	1,457	1
Total Votes Cast	2,001	171	1,828	2

PROPOSITION 137

Vote For 1

	TOTAL	Polls	Early Provisional	S
Yes / Si	293	30	263	0
No	1,704	136	1,566	2
Total Votes Cast	1,997	166	1,829	2

Precinct 056

PROPOSITION 138

Vote For 1				
	TOTAL	Polls	Early Provisional	S
Yes / Si	327	39	287	1
No	1,723	137	1,585	1
Total Votes Cast	2,050	176	1,872	2

PROPOSITION 139

Vote For 1				
	TOTAL	Polls	Early Provisional	S
Yes / Si	1,699	124	1,574	1
No	467	60	406	1
Total Votes Cast	2,166	184	1,980	2

PROPOSITION 140

Vote For 1				
	TOTAL	Polls	Early Provisional	S
Yes / Si	837	79	757	1
No	1,267	96	1,170	1
Total Votes Cast	2,104	175	1,927	2

PROPOSITION 311

Vote For 1				
	TOTAL	Polls	Early Provisional	S
Yes / Si	951	102	848	1
No	1,155	74	1,080	1
Total Votes Cast	2,106	176	1,928	2

PROPOSITION 312

Vote For 1				
	TOTAL	Polls	Early Provisional	S
Yes / Si	802	96	704	2
No	1,285	80	1,205	0
Total Votes Cast	2,087	176	1,909	2

PROPOSITION 313

Vote For 1				
	TOTAL	Polls	Early Provisional	S
Yes / Si	755	95	658	2
No	1,253	73	1,180	0
Total Votes Cast	2,008	168	1,838	2

Precinct 056

PROPOSITION 314

Vote For 1

	TOTAL	Polls	Early Provisional	S
Yes / Sí	743	103	638	2
No	1,273	66	1,207	0
Total Votes Cast	2,016	169	1,845	2

PROPOSITION 315

Vote For 1

	TOTAL	Polls	Early Provisional	S
Yes / Sí	567	72	494	1
No	1,413	94	1,318	1
Total Votes Cast	1,980	166	1,812	2

PROPOSITION 412 - Amphitheater Unified School District No. 10

Vote For 1

	TOTAL	Polls	Early Provisional	S
Bond Approval, Yes / Aprobación de Bonos, Sí	109	12	97	0
Bond Approval, No / Aprobación de Bonos, No	76	6	70	0
Total Votes Cast	185	18	167	0

PROPOSITION 413 - Amphitheater Unified School District No. 10

Vote For 1

	TOTAL	Polls	Early Provisional	S
Budget Override Continuation, Yes / Continuación del Aumento al Presupuesto, Sí	110	7	103	0
Budget Override Continuation, No / Continuación del Aumento al Presupuesto, No	75	11	64	0
Total Votes Cast	185	18	167	0

Precinct 057

Statistics	TOTAL	Polls	Early Provisionals	
Registered Voters - Total	3,847			
Ballots Cast - Total	2,840	402	2,413	25
Ballots Cast - Blank	46	17	26	3
Voter Turnout - Total	73.82%			

Presidential Electors

Vote For 1	TOTAL	Polls	Early Provisionals	
HARRIS, KAMALA D.	2,037	211	1,810	16
TRUMP, DONALD J.	728	181	540	7
OLIVER, CHASE	17	3	14	0
STEIN, JILL	34	2	30	2
Write-In Totals	10	2	8	0
Write-In: Ayyadurai / Ellis	0	0	0	0
Write-In: Boddie / Stoneham	0	0	0	0
Write-In: De la Cruz / Garcia	3	1	2	0
Write-In: Shelton / Serra	0	0	0	0
Write-In: Skousen / Combs	0	0	0	0
Not Assigned	7	1	6	0
Total Votes Cast	2,826	399	2,402	25

U.S. Senator

Vote For 1	TOTAL	Polls	Early Provisionals	
GALLEGO, RUBEN	2,046	223	1,810	13
LAKE, KARI	646	155	485	6
QUINTANA, EDUARDO	96	11	80	5
Write-In Totals	5	3	2	0
Write-In: Williams, Sarah	0	0	0	0
Write-In: Beckett, Christopher	0	0	0	0
Write-In: Sanders, Steven Cavin	0	0	0	0
Write-In: Bozic, David	0	0	0	0
Write-In: Petty, Shawn	0	0	0	0
Write-In: Rodriguez, Benjamin	0	0	0	0
Write-In: Prosser, Jannie "Jannie"	0	0	0	0
Not Assigned	5	3	2	0
Total Votes Cast	2,793	392	2,377	24

Precinct 057

U.S. Representative in Congress District 6

Vote For 1

	TOTAL	Polls	Early Provisional	s
ENGEL, KIRSTEN	1,960	212	1,734	14
CISCOMANI, JUAN	702	161	536	5
EASTWOOD, ATHENA	102	16	83	3
Write-In Totals	5	0	5	0
Write-In: Pozzolo, Luis	0	0	0	0
Not Assigned	5	0	5	0
Total Votes Cast	2,769	389	2,358	22

State Senator District 20

Vote For 1

	TOTAL	Polls	Early Provisional	s
GONZALES, SALLY ANN	2,202	285	1,900	17
Write-In Totals	65	16	48	1
Not Assigned	65	16	48	1
Total Votes Cast	2,267	301	1,948	18

State Representative Dist. 20

Vote For 2

	TOTAL	Polls	Early Provisional	s
HERNANDEZ, ALMA	1,925	235	1,678	12
VILLEGAS, BETTY	1,667	173	1,485	9
Write-In Totals	80	19	60	1
Not Assigned	80	19	60	1
Total Votes Cast	3,672	427	3,223	22

Corporation Commissioner

Vote For 3

	TOTAL	Polls	Early Provisional	s
AGUILAR, YLENIA	1,731	167	1,558	6
HILL, JONATHON	1,683	142	1,533	8
POLACHECK, JOSHUA	1,585	128	1,447	10
LOPEZ, RENE	533	107	423	3
MARQUEZ PETERSON, LEA	535	103	430	2
WALDEN, RACHEL	572	119	450	3
CEASE, MIKE	118	24	90	4
LUXENBERG, NINA	141	14	125	2
Write-In Totals	2	0	2	0
Write-In: Bertone, Frank	0	0	0	0
Not Assigned	2	0	2	0
Total Votes Cast	6,900	804	6,058	38

Precinct 057

Board of Supervisors District 3

Vote For 1

	TOTAL	Polls	Early Provisional	s
ALLEN, JENNIFER "JEN"	1,864	188	1,662	14
WITTENBRAKER, JANET "JL"	643	150	488	5
BAH, IMAN-UTOPIA LAYJOU	158	25	131	2
Write-In Totals	3	1	2	0
Not Assigned	3	1	2	0
Total Votes Cast	2,668	364	2,283	21

County Assessor

Vote For 1

	TOTAL	Polls	Early Provisional	s
DROUBIE, SUZANNE	2,185	274	1,894	17
Write-In Totals	52	13	38	1
Not Assigned	52	13	38	1
Total Votes Cast	2,237	287	1,932	18

County Attorney

Vote For 1

	TOTAL	Polls	Early Provisional	s
CONOVER, LAURA	1,955	227	1,716	12
DRUAN, HOWARD	401	82	313	6
Write-In Totals	33	7	25	1
Not Assigned	33	7	25	1
Total Votes Cast	2,389	316	2,054	19

County Recorder

Vote For 1

	TOTAL	Polls	Early Provisional	s
CÁZARES-KELLY, GABRIELLA	1,993	213	1,765	15
CAMPBELL-GONZALEZ, DOMINIC	635	145	484	6
Write-In Totals	2	0	2	0
Not Assigned	2	0	2	0
Total Votes Cast	2,630	358	2,251	21

County Sheriff

Vote For 1

	TOTAL	Polls	Early Provisional	s
NANOS, CHRIS	1,736	200	1,524	12
LAPPIN, HEATHER	883	170	704	9
Write-In Totals	16	0	16	0
Write-In: Di Genova, Trista	0	0	0	0
Not Assigned	16	0	16	0
Total Votes Cast	2,635	370	2,244	21

Precinct 057

County Superintendent of Schools

Vote For 1

	TOTAL	Polls	Early Provisional	S
WILLIAMS, DUSTIN	2,180	272	1,890	18
Write-In Totals	49	11	37	1
Not Assigned	49	11	37	1
Total Votes Cast	2,229	283	1,927	19

County Treasurer

Vote For 1

	TOTAL	Polls	Early Provisional	S
JOHNSON, BRIAN	1,885	194	1,679	12
ACKERLEY, CHRIS	753	163	581	9
Write-In Totals	2	0	2	0
Not Assigned	2	0	2	0
Total Votes Cast	2,640	357	2,262	21

Constable Precinct 1

Vote For 1

	TOTAL	Polls	Early Provisional	S
ROOSEVELT, MARK	1,914	202	1,700	12
ROWLAND, DANIEL	677	149	521	7
Write-In Totals	4	0	4	0
Not Assigned	4	0	4	0
Total Votes Cast	2,595	351	2,225	19

KING, KATHRYN H.

Vote For 1

	TOTAL	Polls	Early Provisional	S
Yes / Si	1,023	177	840	6
No	1,288	129	1,149	10
Total Votes Cast	2,311	306	1,989	16

BOLICK, CLINT

Vote For 1

	TOTAL	Polls	Early Provisional	S
Yes / Si	913	144	763	6
No	1,357	151	1,196	10
Total Votes Cast	2,270	295	1,959	16

ECKERSTROM, PETER J.

Vote For 1

	TOTAL	Polls	Early Provisional	S
Yes / Si	1,579	206	1,363	10
No	523	80	438	5
Total Votes Cast	2,102	286	1,801	15

Precinct 057

STARING, CHRISTOPHER P.

Vote For 1

	TOTAL	Polls	Early Provisional	S
Yes / Si	1,421	194	1,218	9
No	658	84	568	6
Total Votes Cast	2,079	278	1,786	15

GRIFFIN, BRENDEN J.

Vote For 1

	TOTAL	Polls	Early Provisional	S
Yes / Si	1,461	188	1,262	11
No	600	86	509	5
Total Votes Cast	2,061	274	1,771	16

LEE, KENNETH

Vote For 1

	TOTAL	Polls	Early Provisional	S
Yes / Si	1,462	184	1,267	11
No	579	88	486	5
Total Votes Cast	2,041	272	1,753	16

BRYSON, KYLE A.

Vote For 1

	TOTAL	Polls	Early Provisional	S
Yes / Si	1,501	181	1,311	9
No	548	89	452	7
Total Votes Cast	2,049	270	1,763	16

COHEN, GARY J.

Vote For 1

	TOTAL	Polls	Early Provisional	S
Yes / Si	1,445	177	1,257	11
No	600	92	503	5
Total Votes Cast	2,045	269	1,760	16

GORDON, RICHARD E.

Vote For 1

	TOTAL	Polls	Early Provisional	S
Yes / Si	1,452	182	1,259	11
No	582	86	491	5
Total Votes Cast	2,034	268	1,750	16

Precinct 057

BUTLER, MICHAEL J.

Vote For 1

	TOTAL	Polls	Early Provisional	S
Yes / Si	1,487	176	1,301	10
No	558	92	460	6
Total Votes Cast	2,045	268	1,761	16

YEHLING, WAYNE E.

Vote For 1

	TOTAL	Polls	Early Provisional	S
Yes / Si	1,450	182	1,257	11
No	584	90	489	5
Total Votes Cast	2,034	272	1,746	16

CONSTANT, DANIELLE J.K.

Vote For 1

	TOTAL	Polls	Early Provisional	S
Yes / Si	1,439	182	1,247	10
No	609	88	515	6
Total Votes Cast	2,048	270	1,762	16

METCALF, D. DOUGLAS

Vote For 1

	TOTAL	Polls	Early Provisional	S
Yes / Si	1,458	187	1,260	11
No	573	84	484	5
Total Votes Cast	2,031	271	1,744	16

MCGINLEY, CASEY F.

Vote For 1

	TOTAL	Polls	Early Provisional	S
Yes / Si	1,483	183	1,290	10
No	553	88	459	6
Total Votes Cast	2,036	271	1,749	16

SAKALL, GREG

Vote For 1

	TOTAL	Polls	Early Provisional	S
Yes / Si	1,429	180	1,239	10
No	614	91	517	6
Total Votes Cast	2,043	271	1,756	16

Precinct 057

WAGENER, JOAN L.

Vote For 1		TOTAL	Polls	Early Provisional	S
Yes / Si	1,473	185	1,278	10	
No	568	86	476	6	
Total Votes Cast	2,041	271	1,754	16	

JOHNSON, KELLIE L.

Vote For 1		TOTAL	Polls	Early Provisional	S
Yes / Si	1,226	169	1,048	9	
No	841	101	733	7	
Total Votes Cast	2,067	270	1,781	16	

ORTIZ, KIMBERLY H.

Vote For 1		TOTAL	Polls	Early Provisional	S
Yes / Si	1,532	197	1,324	11	
No	521	75	441	5	
Total Votes Cast	2,053	272	1,765	16	

MCDONALD, SCOTT DAVID

Vote For 1		TOTAL	Polls	Early Provisional	S
Yes / Si	1,416	186	1,219	11	
No	621	83	533	5	
Total Votes Cast	2,037	269	1,752	16	

ABRAMS, LISA ILKA

Vote For 1		TOTAL	Polls	Early Provisional	S
Yes / Si	1,538	195	1,331	12	
No	523	78	441	4	
Total Votes Cast	2,061	273	1,772	16	

Board of Governors - Pima Community College Dist. 3

Vote For 1		TOTAL	Polls	Early Provisional	S
GARCIA, MARIA DE LA LUZ	823	139	677	7	
RANDALL, KRISTEN	1,231	142	1,079	10	
Write-In Totals	15	2	13	0	
Not Assigned	15	2	13	0	
Total Votes Cast	2,069	283	1,769	17	

Precinct 057

PROPOSITION 133

Vote For 1

	TOTAL	Polls	Early Provisional	S
Yes / Si	719	127	588	4
No	1,807	223	1,568	16
Total Votes Cast	2,526	350	2,156	20

PROPOSITION 134

Vote For 1

	TOTAL	Polls	Early Provisional	S
Yes / Si	668	126	537	5
No	1,862	220	1,628	14
Total Votes Cast	2,530	346	2,165	19

PROPOSITION 135

Vote For 1

	TOTAL	Polls	Early Provisional	S
Yes / Si	792	136	649	7
No	1,717	206	1,499	12
Total Votes Cast	2,509	342	2,148	19

PROPOSITION 136

Vote For 1

	TOTAL	Polls	Early Provisional	S
Yes / Si	582	107	471	4
No	1,922	230	1,678	14
Total Votes Cast	2,504	337	2,149	18

PROPOSITION 137

Vote For 1

	TOTAL	Polls	Early Provisional	S
Yes / Si	363	71	288	4
No	2,146	269	1,862	15
Total Votes Cast	2,509	340	2,150	19

PROPOSITION 138

Vote For 1

	TOTAL	Polls	Early Provisional	S
Yes / Si	338	65	270	3
No	2,242	297	1,929	16
Total Votes Cast	2,580	362	2,199	19

Precinct 057

PROPOSITION 139

Vote For 1				
	TOTAL	Polls	Early Provisional	S
Yes / Si	2,220	271	1,931	18
No	493	105	387	1
Total Votes Cast	2,713	376	2,318	19

PROPOSITION 140

Vote For 1				
	TOTAL	Polls	Early Provisional	S
Yes / Si	1,342	186	1,143	13
No	1,306	177	1,121	8
Total Votes Cast	2,648	363	2,264	21

PROPOSITION 311

Vote For 1				
	TOTAL	Polls	Early Provisional	S
Yes / Si	1,416	204	1,202	10
No	1,240	160	1,070	10
Total Votes Cast	2,656	364	2,272	20

PROPOSITION 312

Vote For 1				
	TOTAL	Polls	Early Provisional	S
Yes / Si	1,162	192	961	9
No	1,478	169	1,298	11
Total Votes Cast	2,640	361	2,259	20

PROPOSITION 313

Vote For 1				
	TOTAL	Polls	Early Provisional	S
Yes / Si	1,224	198	1,015	11
No	1,359	151	1,202	6
Total Votes Cast	2,583	349	2,217	17

PROPOSITION 314

Vote For 1				
	TOTAL	Polls	Early Provisional	S
Yes / Si	989	174	805	10
No	1,564	165	1,392	7
Total Votes Cast	2,553	339	2,197	17

Precinct 057

PROPOSITION 315

Vote For 1

	TOTAL	Polls	Early Provisional	S
Yes / Sí	788	132	651	5
No	1,715	201	1,504	10
Total Votes Cast	2,503	333	2,155	15

PROPOSITION 412 - Amphitheater Unified School District No. 10

Vote For 1

	TOTAL	Polls	Early Provisional	S
Bond Approval, Yes / Aprobación de Bonos, Sí	1,585	167	1,406	12
Bond Approval, No / Aprobación de Bonos, No	847	149	694	4
Total Votes Cast	2,432	316	2,100	16

PROPOSITION 413 - Amphitheater Unified School District No. 10

Vote For 1

	TOTAL	Polls	Early Provisional	S
Budget Override Continuation, Yes / Continuación del Aumento al Presupuesto, Sí	1,570	180	1,381	9
Budget Override Continuation, No / Continuación del Aumento al Presupuesto, No	867	138	723	6
Total Votes Cast	2,437	318	2,104	15

Precinct 058

Statistics	TOTAL	Polls	Early Provisional	s
Registered Voters - Total	1,040			
Ballots Cast - Total	817	128	679	10
Ballots Cast - Blank	14	4	9	1
Voter Turnout - Total	78.56%			

Presidential Electors

Vote For 1	TOTAL	Polls	Early Provisional	s
HARRIS, KAMALA D.	596	73	520	3
TRUMP, DONALD J.	194	54	134	6
OLIVER, CHASE	6	0	5	1
STEIN, JILL	8	0	8	0
Write-In Totals	6	0	6	0
Write-In: Ayyadurai / Ellis	0	0	0	0
Write-In: Boddie / Stoneham	0	0	0	0
Write-In: De la Cruz / Garcia	2	0	2	0
Write-In: Shelton / Serra	0	0	0	0
Write-In: Skousen / Combs	0	0	0	0
Not Assigned	4	0	4	0
Total Votes Cast	810	127	673	10

U.S. Senator

Vote For 1	TOTAL	Polls	Early Provisional	s
GALLEGO, RUBEN	608	82	522	4
LAKE, KARI	164	38	121	5
QUINTANA, EDUARDO	22	4	18	0
Write-In Totals	2	0	2	0
Write-In: Williams, Sarah	0	0	0	0
Write-In: Beckett, Christopher	0	0	0	0
Write-In: Sanders, Steven Cavin	0	0	0	0
Write-In: Bozic, David	0	0	0	0
Write-In: Petty, Shawn	0	0	0	0
Write-In: Rodriguez, Benjamin	0	0	0	0
Write-In: Prosser, Jannie "Jannie"	0	0	0	0
Not Assigned	2	0	2	0
Total Votes Cast	796	124	663	9

Precinct 058

U.S. Representative in Congress District 6

Vote For 1

	TOTAL	Polls	Early Provisional	s
ENGEL, KIRSTEN	573	70	500	3
CISCOMANI, JUAN	195	48	143	4
EASTWOOD, ATHENA	21	4	16	1
Write-In Totals	0	0	0	0
Write-In: Pozzolo, Luis	0	0	0	0
Not Assigned	0	0	0	0
Total Votes Cast	789	122	659	8

State Senator District 20

Vote For 1

	TOTAL	Polls	Early Provisional	s
GONZALES, SALLY ANN	642	89	548	5
Write-In Totals	14	5	8	1
Not Assigned	14	5	8	1
Total Votes Cast	656	94	556	6

State Representative Dist. 20

Vote For 2

	TOTAL	Polls	Early Provisional	s
HERNANDEZ, ALMA	565	75	487	3
VILLEGAS, BETTY	498	52	441	5
Write-In Totals	14	6	7	1
Not Assigned	14	6	7	1
Total Votes Cast	1,077	133	935	9

Corporation Commissioner

Vote For 3

	TOTAL	Polls	Early Provisional	s
AGUILAR, YLENIA	514	55	457	2
HILL, JONATHON	501	52	447	2
POLACHECK, JOSHUA	478	45	430	3
LOPEZ, RENE	152	27	122	3
MARQUEZ PETERSON, LEA	152	26	123	3
WALDEN, RACHEL	164	33	128	3
CEASE, MIKE	38	9	29	0
LUXENBERG, NINA	44	6	38	0
Write-In Totals	0	0	0	0
Write-In: Bertone, Frank	0	0	0	0
Not Assigned	0	0	0	0
Total Votes Cast	2,043	253	1,774	16

Precinct 058

Board of Supervisors District 3

Vote For 1

	TOTAL	Polls	Early Provisional	s
ALLEN, JENNIFER "JEN"	548	62	484	2
WITTENBRAKER, JANET "JL"	176	39	134	3
BAH, IMAN-UTOPIA LAYJOU	48	11	36	1
Write-In Totals	0	0	0	0
Not Assigned	0	0	0	0
Total Votes Cast	772	112	654	6

County Assessor

Vote For 1

	TOTAL	Polls	Early Provisional	s
DROUBIE, SUZANNE	633	85	543	5
Write-In Totals	10	4	6	0
Not Assigned	10	4	6	0
Total Votes Cast	643	89	549	5

County Attorney

Vote For 1

	TOTAL	Polls	Early Provisional	s
CONOVER, LAURA	563	69	491	3
DRUAN, HOWARD	123	28	94	1
Write-In Totals	7	2	4	1
Not Assigned	7	2	4	1
Total Votes Cast	693	99	589	5

County Recorder

Vote For 1

	TOTAL	Polls	Early Provisional	s
CÁZARES-KELLY, GABRIELLA	589	69	517	3
CAMPBELL-GONZALEZ, DOMINIC	165	39	122	4
Write-In Totals	0	0	0	0
Not Assigned	0	0	0	0
Total Votes Cast	754	108	639	7

County Sheriff

Vote For 1

	TOTAL	Polls	Early Provisional	s
NANOS, CHRIS	500	64	434	2
LAPPIN, HEATHER	254	49	200	5
Write-In Totals	4	0	4	0
Write-In: Di Genova, Trista	1	0	1	0
Not Assigned	3	0	3	0
Total Votes Cast	758	113	638	7

Precinct 058

County Superintendent of Schools

Vote For 1

	TOTAL	Polls	Early Provisional	S
WILLIAMS, DUSTIN	620	82	534	4
Write-In Totals	14	3	10	1
Not Assigned	14	3	10	1
Total Votes Cast	634	85	544	5

County Treasurer

Vote For 1

	TOTAL	Polls	Early Provisional	S
JOHNSON, BRIAN	540	64	473	3
ACKERLEY, CHRIS	212	44	164	4
Write-In Totals	2	1	1	0
Not Assigned	2	1	1	0
Total Votes Cast	754	109	638	7

Justice of the Peace Precinct 6

Vote For 1

	TOTAL	Polls	Early Provisional	S
BALL, ALEXANDER	626	84	538	4
Write-In Totals	12	3	8	1
Not Assigned	12	3	8	1
Total Votes Cast	638	87	546	5

Constable Precinct 6

Vote For 1

	TOTAL	Polls	Early Provisional	S
BERNAL, BENNETT L.	621	80	537	4
Write-In Totals	12	3	8	1
Not Assigned	12	3	8	1
Total Votes Cast	633	83	545	5

KING, KATHRYN H.

Vote For 1

	TOTAL	Polls	Early Provisional	S
Yes / Si	255	36	218	1
No	418	51	362	5
Total Votes Cast	673	87	580	6

BOLICK, CLINT

Vote For 1

	TOTAL	Polls	Early Provisional	S
Yes / Si	244	34	209	1
No	422	53	365	4
Total Votes Cast	666	87	574	5

Precinct 058

ECKERSTROM, PETER J.

Vote For 1

	TOTAL	Polls	Early Provisional	S
Yes / Si	461	45	413	3
No	157	33	121	3
Total Votes Cast	618	78	534	6

STARING, CHRISTOPHER P.

Vote For 1

	TOTAL	Polls	Early Provisional	S
Yes / Si	400	47	350	3
No	214	33	178	3
Total Votes Cast	614	80	528	6

GRIFFIN, BRENDEN J.

Vote For 1

	TOTAL	Polls	Early Provisional	S
Yes / Si	391	42	346	3
No	192	29	160	3
Total Votes Cast	583	71	506	6

LEE, KENNETH

Vote For 1

	TOTAL	Polls	Early Provisional	S
Yes / Si	408	38	368	2
No	169	31	134	4
Total Votes Cast	577	69	502	6

BRYSON, KYLE A.

Vote For 1

	TOTAL	Polls	Early Provisional	S
Yes / Si	409	38	369	2
No	178	33	141	4
Total Votes Cast	587	71	510	6

COHEN, GARY J.

Vote For 1

	TOTAL	Polls	Early Provisional	S
Yes / Si	403	41	360	2
No	179	31	144	4
Total Votes Cast	582	72	504	6

Precinct 058

GORDON, RICHARD E.

Vote For 1

	TOTAL	Polls	Early Provisional	S
Yes / Si	402	37	363	2
No	180	34	142	4
Total Votes Cast	582	71	505	6

BUTLER, MICHAEL J.

Vote For 1

	TOTAL	Polls	Early Provisional	S
Yes / Si	403	39	362	2
No	181	32	145	4
Total Votes Cast	584	71	507	6

YEHLING, WAYNE E.

Vote For 1

	TOTAL	Polls	Early Provisional	S
Yes / Si	394	39	353	2
No	186	32	150	4
Total Votes Cast	580	71	503	6

CONSTANT, DANIELLE J.K.

Vote For 1

	TOTAL	Polls	Early Provisional	S
Yes / Si	392	40	351	1
No	192	31	156	5
Total Votes Cast	584	71	507	6

METCALF, D. DOUGLAS

Vote For 1

	TOTAL	Polls	Early Provisional	S
Yes / Si	405	42	362	1
No	177	30	142	5
Total Votes Cast	582	72	504	6

MCGINLEY, CASEY F.

Vote For 1

	TOTAL	Polls	Early Provisional	S
Yes / Si	414	40	371	3
No	168	30	135	3
Total Votes Cast	582	70	506	6

Precinct 058

SAKALL, GREG

Vote For 1

	TOTAL	Polls	Early Provisional	S
Yes / Si	397	45	350	2
No	193	29	160	4
Total Votes Cast	590	74	510	6

WAGENER, JOAN L.

Vote For 1

	TOTAL	Polls	Early Provisional	S
Yes / Si	403	41	360	2
No	184	29	151	4
Total Votes Cast	587	70	511	6

JOHNSON, KELLIE L.

Vote For 1

	TOTAL	Polls	Early Provisional	S
Yes / Si	320	37	281	2
No	276	39	233	4
Total Votes Cast	596	76	514	6

ORTIZ, KIMBERLY H.

Vote For 1

	TOTAL	Polls	Early Provisional	S
Yes / Si	415	45	368	2
No	160	24	132	4
Total Votes Cast	575	69	500	6

MCDONALD, SCOTT DAVID

Vote For 1

	TOTAL	Polls	Early Provisional	S
Yes / Si	374	36	336	2
No	206	35	167	4
Total Votes Cast	580	71	503	6

ABRAMS, LISA ILKA

Vote For 1

	TOTAL	Polls	Early Provisional	S
Yes / Si	416	45	370	1
No	170	27	138	5
Total Votes Cast	586	72	508	6

Precinct 058

Board of Governors - Pima Community College Dist. 3

Vote For 1

	TOTAL	Polls	Early Provisional	S
GARCIA, MARIA DE LA LUZ	279	35	243	1
RANDALL, KRISTEN	319	41	273	5
Write-In Totals	3	1	2	0
Not Assigned	3	1	2	0
Total Votes Cast	601	77	518	6

PROPOSITION 133

Vote For 1

	TOTAL	Polls	Early Provisional	S
Yes / Si	180	31	148	1
No	552	73	473	6
Total Votes Cast	732	104	621	7

PROPOSITION 134

Vote For 1

	TOTAL	Polls	Early Provisional	S
Yes / Si	153	32	119	2
No	573	69	499	5
Total Votes Cast	726	101	618	7

PROPOSITION 135

Vote For 1

	TOTAL	Polls	Early Provisional	S
Yes / Si	199	42	154	3
No	516	59	453	4
Total Votes Cast	715	101	607	7

PROPOSITION 136

Vote For 1

	TOTAL	Polls	Early Provisional	S
Yes / Si	137	24	113	0
No	581	74	501	6
Total Votes Cast	718	98	614	6

PROPOSITION 137

Vote For 1

	TOTAL	Polls	Early Provisional	S
Yes / Si	90	17	73	0
No	633	85	541	7
Total Votes Cast	723	102	614	7

Precinct 058

PROPOSITION 138

Vote For 1

	TOTAL	Polls	Early Provisional	S
Yes / Si	98	14	82	2
No	639	98	535	6
Total Votes Cast	737	112	617	8

PROPOSITION 139

Vote For 1

	TOTAL	Polls	Early Provisional	S
Yes / Si	642	89	545	8
No	138	31	106	1
Total Votes Cast	780	120	651	9

PROPOSITION 140

Vote For 1

	TOTAL	Polls	Early Provisional	S
Yes / Si	345	53	287	5
No	417	59	355	3
Total Votes Cast	762	112	642	8

PROPOSITION 311

Vote For 1

	TOTAL	Polls	Early Provisional	S
Yes / Si	364	63	296	5
No	393	53	337	3
Total Votes Cast	757	116	633	8

PROPOSITION 312

Vote For 1

	TOTAL	Polls	Early Provisional	S
Yes / Si	303	53	246	4
No	453	59	390	4
Total Votes Cast	756	112	636	8

PROPOSITION 313

Vote For 1

	TOTAL	Polls	Early Provisional	S
Yes / Si	329	63	265	1
No	420	49	365	6
Total Votes Cast	749	112	630	7

Precinct 058

PROPOSITION 314

Vote For 1

	TOTAL	Polls	Early Provisional	S
Yes / Sí	286	52	230	4
No	455	54	398	3
Total Votes Cast	741	106	628	7

PROPOSITION 315

Vote For 1

	TOTAL	Polls	Early Provisional	S
Yes / Sí	202	39	159	4
No	521	63	456	2
Total Votes Cast	723	102	615	6

PROPOSITION 412 - Amphitheater Unified School District No. 10

Vote For 1

	TOTAL	Polls	Early Provisional	S
Bond Approval, Yes / Aprobación de Bonos, Sí	448	60	386	2
Bond Approval, No / Aprobación de Bonos, No	255	37	214	4
Total Votes Cast	703	97	600	6

PROPOSITION 413 - Amphitheater Unified School District No. 10

Vote For 1

	TOTAL	Polls	Early Provisional	S
Budget Override Continuation, Yes / Continuación del Aumento al Presupuesto, Sí	468	65	400	3
Budget Override Continuation, No / Continuación del Aumento al Presupuesto, No	242	33	206	3
Total Votes Cast	710	98	606	6

Summary Results Report
 General Election
 November 5, 2024

OFFICIAL RESULTS
 Summary of Votes Cast
 County of Pima

Precinct 059

Statistics	TOTAL	Polls	Early Provisional	s
Registered Voters - Total	2,207			
Ballots Cast - Total	1,456	260	1,183	13
Ballots Cast - Blank	25	9	16	0
Voter Turnout - Total	65.97%			

Presidential Electors

Vote For 1	TOTAL	Polls	Early Provisional	s
HARRIS, KAMALA D.	974	127	838	9
TRUMP, DONALD J.	453	126	323	4
OLIVER, CHASE	7	1	6	0
STEIN, JILL	9	3	6	0
Write-In Totals	5	1	4	0
Write-In: Ayyadurai / Ellis	0	0	0	0
Write-In: Boddie / Stoneham	0	0	0	0
Write-In: De la Cruz / Garcia	3	0	3	0
Write-In: Shelton / Serra	0	0	0	0
Write-In: Skousen / Combs	0	0	0	0
Not Assigned	2	1	1	0
Total Votes Cast	1,448	258	1,177	13

U.S. Senator

Vote For 1	TOTAL	Polls	Early Provisional	s
GALLEGO, RUBEN	985	146	830	9
LAKE, KARI	385	103	279	3
QUINTANA, EDUARDO	57	8	49	0
Write-In Totals	1	0	1	0
Write-In: Williams, Sarah	0	0	0	0
Write-In: Beckett, Christopher	0	0	0	0
Write-In: Sanders, Steven Cavin	0	0	0	0
Write-In: Bozic, David	0	0	0	0
Write-In: Petty, Shawn	0	0	0	0
Write-In: Rodriguez, Benjamin	0	0	0	0
Write-In: Prosser, Jannie "Jannie"	0	0	0	0
Not Assigned	1	0	1	0
Total Votes Cast	1,428	257	1,159	12

U.S. Representative in Congress District 7

Vote For 1	TOTAL	Polls	Early Provisional	s
GRIJALVA, RAÚL M.	998	148	840	10
BUTIEREZ SR., DANIEL FRANCIS	408	103	304	1
Write-In Totals	1	1	0	0
Not Assigned	1	1	0	0
Total Votes Cast	1,407	252	1,144	11

Precinct 059

State Senator District 20

Vote For 1

	TOTAL	Polls	Early Provisional	s
GONZALES, SALLY ANN	1,114	184	921	9
Write-In Totals	39	12	27	0
Not Assigned	39	12	27	0
Total Votes Cast	1,153	196	948	9

State Representative Dist. 20

Vote For 2

	TOTAL	Polls	Early Provisional	s
HERNANDEZ, ALMA	850	134	710	6
VILLEGAS, BETTY	841	102	732	7
Write-In Totals	51	17	34	0
Not Assigned	51	17	34	0
Total Votes Cast	1,742	253	1,476	13

Corporation Commissioner

Vote For 3

	TOTAL	Polls	Early Provisional	s
AGUILAR, YLENIA	854	109	736	9
HILL, JONATHON	679	66	607	6
POLACHECK, JOSHUA	697	71	622	4
LOPEZ, RENE	391	92	297	2
MARQUEZ PETERSON, LEA	341	65	275	1
WALDEN, RACHEL	333	72	260	1
CEASE, MIKE	41	17	24	0
LUXENBERG, NINA	55	12	42	1
Write-In Totals	4	4	0	0
Write-In: Bertone, Frank	0	0	0	0
Not Assigned	4	4	0	0
Total Votes Cast	3,395	508	2,863	24

Board of Supervisors District 5

Vote For 1

	TOTAL	Polls	Early Provisional	s
GRIJALVA, ADELITA	955	142	805	8
ROMERO, VAL	377	81	294	2
Write-In Totals	5	2	3	0
Not Assigned	5	2	3	0
Total Votes Cast	1,337	225	1,102	10

Precinct 059

County Assessor

Vote For 1

	TOTAL	Polls	Early Provisional	S
DROUBIE, SUZANNE	1,104	179	915	10
Write-In Totals	34	13	21	0
Not Assigned	34	13	21	0
Total Votes Cast	1,138	192	936	10

County Attorney

Vote For 1

	TOTAL	Polls	Early Provisional	S
CONOVER, LAURA	985	147	828	10
DRUAN, HOWARD	231	55	175	1
Write-In Totals	14	3	11	0
Not Assigned	14	3	11	0
Total Votes Cast	1,230	205	1,014	11

County Recorder

Vote For 1

	TOTAL	Polls	Early Provisional	S
CÁZARES-KELLY, GABRIELLA	938	122	806	10
CAMPBELL-GONZALEZ, DOMINIC	413	111	300	2
Write-In Totals	1	1	0	0
Not Assigned	1	1	0	0
Total Votes Cast	1,352	234	1,106	12

County Sheriff

Vote For 1

	TOTAL	Polls	Early Provisional	S
NANOS, CHRIS	864	118	736	10
LAPPIN, HEATHER	517	125	390	2
Write-In Totals	2	1	1	0
Write-In: Di Genova, Trista	0	0	0	0
Not Assigned	2	1	1	0
Total Votes Cast	1,383	244	1,127	12

County Superintendent of Schools

Vote For 1

	TOTAL	Polls	Early Provisional	S
WILLIAMS, DUSTIN	1,102	177	914	11
Write-In Totals	33	11	22	0
Not Assigned	33	11	22	0
Total Votes Cast	1,135	188	936	11

Precinct 059

County Treasurer

Vote For 1

	TOTAL	Polls	Early Provisional	S
JOHNSON, BRIAN	907	119	778	10
ACKERLEY, CHRIS	439	114	324	1
Write-In Totals	4	2	2	0
Not Assigned	4	2	2	0
Total Votes Cast	1,350	235	1,104	11

Justice of the Peace Precinct 9

Vote For 1

	TOTAL	Polls	Early Provisional	S
GARZA, RENEE ANN	1,112	180	922	10
Write-In Totals	30	11	19	0
Not Assigned	30	11	19	0
Total Votes Cast	1,142	191	941	10

Constable Precinct 9

Vote For 1

	TOTAL	Polls	Early Provisional	S
Write-In Totals	129	27	101	1
Not Assigned	129	27	101	1
Total Votes Cast	129	27	101	1

KING, KATHRYN H.

Vote For 1

	TOTAL	Polls	Early Provisional	S
Yes / Si	709	125	579	5
No	487	75	407	5
Total Votes Cast	1,196	200	986	10

BOLICK, CLINT

Vote For 1

	TOTAL	Polls	Early Provisional	S
Yes / Si	633	114	515	4
No	540	82	452	6
Total Votes Cast	1,173	196	967	10

ECKERSTROM, PETER J.

Vote For 1

	TOTAL	Polls	Early Provisional	S
Yes / Si	836	125	705	6
No	304	71	229	4
Total Votes Cast	1,140	196	934	10

Precinct 059

STARING, CHRISTOPHER P.

Vote For 1				
	TOTAL	Polls	Early Provisional	S
Yes / Si	779	125	649	5
No	328	62	261	5
Total Votes Cast	1,107	187	910	10

GRIFFIN, BRENDEN J.

Vote For 1				
	TOTAL	Polls	Early Provisional	S
Yes / Si	812	124	682	6
No	309	64	241	4
Total Votes Cast	1,121	188	923	10

LEE, KENNETH

Vote For 1				
	TOTAL	Polls	Early Provisional	S
Yes / Si	812	117	690	5
No	308	72	232	4
Total Votes Cast	1,120	189	922	9

BRYSON, KYLE A.

Vote For 1				
	TOTAL	Polls	Early Provisional	S
Yes / Si	799	116	679	4
No	319	71	243	5
Total Votes Cast	1,118	187	922	9

COHEN, GARY J.

Vote For 1				
	TOTAL	Polls	Early Provisional	S
Yes / Si	794	116	673	5
No	314	69	241	4
Total Votes Cast	1,108	185	914	9

GORDON, RICHARD E.

Vote For 1				
	TOTAL	Polls	Early Provisional	S
Yes / Si	793	119	669	5
No	320	69	247	4
Total Votes Cast	1,113	188	916	9

Precinct 059

BUTLER, MICHAEL J.

Vote For 1

	TOTAL	Polls	Early Provisional	S
Yes / Si	793	113	676	4
No	313	71	237	5
Total Votes Cast	1,106	184	913	9

YEHLING, WAYNE E.

Vote For 1

	TOTAL	Polls	Early Provisional	S
Yes / Si	771	114	653	4
No	337	73	259	5
Total Votes Cast	1,108	187	912	9

CONSTANT, DANIELLE J.K.

Vote For 1

	TOTAL	Polls	Early Provisional	S
Yes / Si	787	117	666	4
No	329	71	253	5
Total Votes Cast	1,116	188	919	9

METCALF, D. DOUGLAS

Vote For 1

	TOTAL	Polls	Early Provisional	S
Yes / Si	782	116	661	5
No	329	70	254	5
Total Votes Cast	1,111	186	915	10

MCGINLEY, CASEY F.

Vote For 1

	TOTAL	Polls	Early Provisional	S
Yes / Si	797	122	671	4
No	310	66	239	5
Total Votes Cast	1,107	188	910	9

SAKALL, GREG

Vote For 1

	TOTAL	Polls	Early Provisional	S
Yes / Si	772	118	650	4
No	331	69	257	5
Total Votes Cast	1,103	187	907	9

Precinct 059

WAGENER, JOAN L.

Vote For 1		TOTAL	Polls	Early Provisional	S
Yes / Si		788	116	668	4
No		326	72	249	5
Total Votes Cast		1,114	188	917	9

JOHNSON, KELLIE L.

Vote For 1		TOTAL	Polls	Early Provisional	S
Yes / Si		732	111	617	4
No		375	76	294	5
Total Votes Cast		1,107	187	911	9

ORTIZ, KIMBERLY H.

Vote For 1		TOTAL	Polls	Early Provisional	S
Yes / Si		839	122	713	4
No		272	63	204	5
Total Votes Cast		1,111	185	917	9

MCDONALD, SCOTT DAVID

Vote For 1		TOTAL	Polls	Early Provisional	S
Yes / Si		759	118	637	4
No		338	69	264	5
Total Votes Cast		1,097	187	901	9

ABRAMS, LISA ILKA

Vote For 1		TOTAL	Polls	Early Provisional	S
Yes / Si		806	121	681	4
No		305	64	236	5
Total Votes Cast		1,111	185	917	9

Governing Board - Tucson Unified School District (TUSD) No. 1

Vote For 3		TOTAL	Polls	Early Provisional	S
ACOSTA RUIZ, PILAR		692	122	563	7
FLORES, ESTEBAN		580	99	477	4
LUNA ROSE, NATALIE		729	88	638	3
SHAH, RAVI		376	44	330	2
SHAW, SADIE		428	45	380	3
Write-In Totals		28	12	16	0
Not Assigned		28	12	16	0
Total Votes Cast		2,833	410	2,404	19

Precinct 059

Board of Governors - Pima Community College Dist. 5

Vote For 1

	TOTAL	Polls	Early Provisional	s
GONZALES, LUIS LOPEZ	412	86	323	3
MORALES, KARLA	708	105	598	5
Write-In Totals	10	5	5	0
Not Assigned	10	5	5	0
Total Votes Cast	1,130	196	926	8

PROPOSITION 133

Vote For 1

	TOTAL	Polls	Early Provisional	s
Yes / Si	443	108	330	5
No	867	121	739	7
Total Votes Cast	1,310	229	1,069	12

PROPOSITION 134

Vote For 1

	TOTAL	Polls	Early Provisional	s
Yes / Si	455	108	340	7
No	844	121	718	5
Total Votes Cast	1,299	229	1,058	12

PROPOSITION 135

Vote For 1

	TOTAL	Polls	Early Provisional	s
Yes / Si	464	111	346	7
No	805	108	692	5
Total Votes Cast	1,269	219	1,038	12

PROPOSITION 136

Vote For 1

	TOTAL	Polls	Early Provisional	s
Yes / Si	373	94	272	7
No	911	125	781	5
Total Votes Cast	1,284	219	1,053	12

PROPOSITION 137

Vote For 1

	TOTAL	Polls	Early Provisional	s
Yes / Si	257	70	184	3
No	1,004	149	846	9
Total Votes Cast	1,261	219	1,030	12

Precinct 059

PROPOSITION 138

Vote For 1

	TOTAL	Polls	Early Provisional	S
Yes / Si	226	63	159	4
No	1,090	166	916	8
Total Votes Cast	1,316	229	1,075	12

PROPOSITION 139

Vote For 1

	TOTAL	Polls	Early Provisional	S
Yes / Si	1,007	151	848	8
No	384	94	286	4
Total Votes Cast	1,391	245	1,134	12

PROPOSITION 140

Vote For 1

	TOTAL	Polls	Early Provisional	S
Yes / Si	620	125	487	8
No	723	109	610	4
Total Votes Cast	1,343	234	1,097	12

PROPOSITION 311

Vote For 1

	TOTAL	Polls	Early Provisional	S
Yes / Si	814	165	642	7
No	539	70	464	5
Total Votes Cast	1,353	235	1,106	12

PROPOSITION 312

Vote For 1

	TOTAL	Polls	Early Provisional	S
Yes / Si	706	143	553	10
No	630	91	537	2
Total Votes Cast	1,336	234	1,090	12

PROPOSITION 313

Vote For 1

	TOTAL	Polls	Early Provisional	S
Yes / Si	771	158	605	8
No	554	70	479	5
Total Votes Cast	1,325	228	1,084	13

Precinct 059

PROPOSITION 314

Vote For 1

	TOTAL	Polls	Early Provisional	S
Yes / Si	666	142	515	9
No	640	85	552	3
Total Votes Cast	1,306	227	1,067	12

PROPOSITION 315

Vote For 1

	TOTAL	Polls	Early Provisional	S
Yes / Si	437	100	327	10
No	819	118	699	2
Total Votes Cast	1,256	218	1,026	12

Summary Results Report
 General Election
 November 5, 2024

OFFICIAL RESULTS
 Summary of Votes Cast
 County of Pima

Precinct 060

Statistics	TOTAL	Polls	Early Provisionals	
Registered Voters - Total	2,003			
Ballots Cast - Total	1,333	337	980	16
Ballots Cast - Blank	31	16	14	1
Voter Turnout - Total	66.55%			

Presidential Electors

Vote For 1	TOTAL	Polls	Early Provisionals	
HARRIS, KAMALA D.	586	105	478	3
TRUMP, DONALD J.	714	227	474	13
OLIVER, CHASE	10	3	7	0
STEIN, JILL	8	0	8	0
Write-In Totals	2	1	1	0
Write-In: Ayyadurai / Ellis	0	0	0	0
Write-In: Boddie / Stoneham	0	0	0	0
Write-In: De la Cruz / Garcia	0	0	0	0
Write-In: Shelton / Serra	0	0	0	0
Write-In: Skousen / Combs	0	0	0	0
Not Assigned	2	1	1	0
Total Votes Cast	1,320	336	968	16

U.S. Senator

Vote For 1	TOTAL	Polls	Early Provisionals	
GALLEGO, RUBEN	603	110	489	4
LAKE, KARI	630	207	414	9
QUINTANA, EDUARDO	61	8	51	2
Write-In Totals	5	2	3	0
Write-In: Williams, Sarah	0	0	0	0
Write-In: Beckett, Christopher	0	0	0	0
Write-In: Sanders, Steven Cavin	0	0	0	0
Write-In: Bozic, David	1	0	1	0
Write-In: Petty, Shawn	0	0	0	0
Write-In: Rodriguez, Benjamin	0	0	0	0
Write-In: Prosser, Jannie "Jannie"	0	0	0	0
Not Assigned	4	2	2	0
Total Votes Cast	1,299	327	957	15

U.S. Representative in Congress District 7

Vote For 1	TOTAL	Polls	Early Provisionals	
GRIJALVA, RAÚL M.	596	107	487	2
BUTIEREZ SR., DANIEL FRANCIS	684	216	456	12
Write-In Totals	5	1	4	0
Not Assigned	5	1	4	0
Total Votes Cast	1,285	324	947	14

Summary Results Report
 General Election
 November 5, 2024

OFFICIAL RESULTS
 Summary of Votes Cast
 County of Pima

Precinct 060

State Senator District 23

Vote For 1

	TOTAL	Polls	Early Provisional	s
FERNANDEZ, BRIAN	597	111	482	4
ALTHERR, MICHELLE	670	211	449	10
Write-In Totals	4	1	3	0
Not Assigned	4	1	3	0
Total Votes Cast	1,271	323	934	14

State Representative Dist. 23

Vote For 2

	TOTAL	Polls	Early Provisional	s
ROSALES, MATIAS	451	68	380	3
SANDOVAL, MARIANA	543	94	445	4
PENA, MICHELE	686	217	458	11
Write-In Totals	22	1	21	0
Not Assigned	22	1	21	0
Total Votes Cast	1,702	380	1,304	18

Corporation Commissioner

Vote For 3

	TOTAL	Polls	Early Provisional	s
AGUILAR, YLENIA	524	84	436	4
HILL, JONATHON	460	73	384	3
POLACHECK, JOSHUA	437	68	367	2
LOPEZ, RENE	527	146	373	8
MARQUEZ PETERSON, LEA	477	126	344	7
WALDEN, RACHEL	556	156	391	9
CEASE, MIKE	53	18	33	2
LUXENBERG, NINA	73	16	54	3
Write-In Totals	8	3	5	0
Write-In: Bertone, Frank	0	0	0	0
Not Assigned	8	3	5	0
Total Votes Cast	3,115	690	2,387	38

Board of Supervisors District 3

Vote For 1

	TOTAL	Polls	Early Provisional	s
ALLEN, JENNIFER "JEN"	556	97	455	4
WITTENBRAKER, JANET "JL"	650	201	440	9
BAH, IMAN-UTOPIA LAYJOU	53	20	32	1
Write-In Totals	5	1	4	0
Not Assigned	5	1	4	0
Total Votes Cast	1,264	319	931	14

Summary Results Report
 General Election
 November 5, 2024

OFFICIAL RESULTS
 Summary of Votes Cast
 County of Pima

Precinct 060

County Assessor

Vote For 1

	TOTAL	Polls	Early Provisional	s
DROUBIE, SUZANNE	824	193	623	8
Write-In Totals	74	14	59	1
Not Assigned	74	14	59	1
Total Votes Cast	898	207	682	9

County Attorney

Vote For 1

	TOTAL	Polls	Early Provisional	s
CONOVER, LAURA	675	131	540	4
DRUAN, HOWARD	325	111	209	5
Write-In Totals	37	10	26	1
Not Assigned	37	10	26	1
Total Votes Cast	1,037	252	775	10

County Recorder

Vote For 1

	TOTAL	Polls	Early Provisional	s
CÁZARES-KELLY, GABRIELLA	608	114	491	3
CAMPBELL-GONZALEZ, DOMINIC	643	202	429	12
Write-In Totals	5	1	4	0
Not Assigned	5	1	4	0
Total Votes Cast	1,256	317	924	15

County Sheriff

Vote For 1

	TOTAL	Polls	Early Provisional	s
NANOS, CHRIS	557	97	457	3
LAPPIN, HEATHER	719	225	481	13
Write-In Totals	9	1	8	0
Write-In: Di Genova, Trista	1	0	1	0
Not Assigned	8	1	7	0
Total Votes Cast	1,285	323	946	16

County Superintendent of Schools

Vote For 1

	TOTAL	Polls	Early Provisional	s
WILLIAMS, DUSTIN	815	192	616	7
Write-In Totals	73	13	59	1
Not Assigned	73	13	59	1
Total Votes Cast	888	205	675	8

Precinct 060

County Treasurer

Vote For 1

	TOTAL	Polls	Early Provisional	S
JOHNSON, BRIAN	581	108	470	3
ACKERLEY, CHRIS	673	208	452	13
Write-In Totals	2	0	2	0
Not Assigned	2	0	2	0
Total Votes Cast	1,256	316	924	16

Justice of the Peace Precinct 4

Vote For 1

	TOTAL	Polls	Early Provisional	S
PESQUIERA, CHARLENE	827	192	628	7
Write-In Totals	66	13	52	1
Not Assigned	66	13	52	1
Total Votes Cast	893	205	680	8

Constable Precinct 4

Vote For 1

	TOTAL	Polls	Early Provisional	S
ETHRIDGE-NIELSEN, TRACY	833	192	635	6
Write-In Totals	67	12	54	1
Not Assigned	67	12	54	1
Total Votes Cast	900	204	689	7

KING, KATHRYN H.

Vote For 1

	TOTAL	Polls	Early Provisional	S
Yes / Si	674	178	487	9
No	388	79	303	6
Total Votes Cast	1,062	257	790	15

BOLICK, CLINT

Vote For 1

	TOTAL	Polls	Early Provisional	S
Yes / Si	618	165	446	7
No	425	84	335	6
Total Votes Cast	1,043	249	781	13

ECKERSTROM, PETER J.

Vote For 1

	TOTAL	Polls	Early Provisional	S
Yes / Si	692	169	514	9
No	322	80	236	6
Total Votes Cast	1,014	249	750	15

Precinct 060

STARING, CHRISTOPHER P.

Vote For 1

	TOTAL	Polls	Early Provisional	S
Yes / Si	671	165	497	9
No	323	77	240	6
Total Votes Cast	994	242	737	15

GRIFFIN, BRENDEN J.

Vote For 1

	TOTAL	Polls	Early Provisional	S
Yes / Si	677	167	500	10
No	319	77	237	5
Total Votes Cast	996	244	737	15

LEE, KENNETH

Vote For 1

	TOTAL	Polls	Early Provisional	S
Yes / Si	665	157	499	9
No	319	81	232	6
Total Votes Cast	984	238	731	15

BRYSON, KYLE A.

Vote For 1

	TOTAL	Polls	Early Provisional	S
Yes / Si	657	157	492	8
No	322	78	237	7
Total Votes Cast	979	235	729	15

COHEN, GARY J.

Vote For 1

	TOTAL	Polls	Early Provisional	S
Yes / Si	662	165	488	9
No	318	74	238	6
Total Votes Cast	980	239	726	15

GORDON, RICHARD E.

Vote For 1

	TOTAL	Polls	Early Provisional	S
Yes / Si	665	156	501	8
No	316	80	229	7
Total Votes Cast	981	236	730	15

Precinct 060

BUTLER, MICHAEL J.

Vote For 1

	TOTAL	Polls	Early Provisional	S
Yes / Si	674	160	505	9
No	313	82	225	6
Total Votes Cast	987	242	730	15

YEHLING, WAYNE E.

Vote For 1

	TOTAL	Polls	Early Provisional	S
Yes / Si	664	156	499	9
No	317	81	230	6
Total Votes Cast	981	237	729	15

CONSTANT, DANIELLE J.K.

Vote For 1

	TOTAL	Polls	Early Provisional	S
Yes / Si	669	161	499	9
No	309	77	226	6
Total Votes Cast	978	238	725	15

METCALF, D. DOUGLAS

Vote For 1

	TOTAL	Polls	Early Provisional	S
Yes / Si	659	160	491	8
No	319	79	233	7
Total Votes Cast	978	239	724	15

MCGINLEY, CASEY F.

Vote For 1

	TOTAL	Polls	Early Provisional	S
Yes / Si	674	158	506	10
No	305	79	221	5
Total Votes Cast	979	237	727	15

SAKALL, GREG

Vote For 1

	TOTAL	Polls	Early Provisional	S
Yes / Si	661	156	495	10
No	326	86	235	5
Total Votes Cast	987	242	730	15

Precinct 060

WAGENER, JOAN L.

Vote For 1

	TOTAL	Polls	Early Provisional	S
Yes / Si	675	162	503	10
No	311	82	224	5
Total Votes Cast	986	244	727	15

JOHNSON, KELLIE L.

Vote For 1

	TOTAL	Polls	Early Provisional	S
Yes / Si	673	168	496	9
No	319	76	237	6
Total Votes Cast	992	244	733	15

ORTIZ, KIMBERLY H.

Vote For 1

	TOTAL	Polls	Early Provisional	S
Yes / Si	702	169	523	10
No	281	74	202	5
Total Votes Cast	983	243	725	15

MCDONALD, SCOTT DAVID

Vote For 1

	TOTAL	Polls	Early Provisional	S
Yes / Si	662	165	487	10
No	317	75	237	5
Total Votes Cast	979	240	724	15

ABRAMS, LISA ILKA

Vote For 1

	TOTAL	Polls	Early Provisional	S
Yes / Si	693	173	510	10
No	300	72	223	5
Total Votes Cast	993	245	733	15

Board of Governors - Pima Community College Dist. 3

Vote For 1

	TOTAL	Polls	Early Provisional	S
GARCIA, MARIA DE LA LUZ	443	101	337	5
RANDALL, KRISTEN	509	133	367	9
Write-In Totals	29	3	26	0
Not Assigned	29	3	26	0
Total Votes Cast	981	237	730	14

Precinct 060

PROPOSITION 133

Vote For 1

	TOTAL	Polls	Early Provisional	S
Yes / Si	487	139	340	8
No	682	149	528	5
Total Votes Cast	1,169	288	868	13

PROPOSITION 134

Vote For 1

	TOTAL	Polls	Early Provisional	S
Yes / Si	471	127	336	8
No	690	160	525	5
Total Votes Cast	1,161	287	861	13

PROPOSITION 135

Vote For 1

	TOTAL	Polls	Early Provisional	S
Yes / Si	548	143	397	8
No	596	138	454	4
Total Votes Cast	1,144	281	851	12

PROPOSITION 136

Vote For 1

	TOTAL	Polls	Early Provisional	S
Yes / Si	427	115	304	8
No	718	163	549	6
Total Votes Cast	1,145	278	853	14

PROPOSITION 137

Vote For 1

	TOTAL	Polls	Early Provisional	S
Yes / Si	270	78	187	5
No	868	199	662	7
Total Votes Cast	1,138	277	849	12

PROPOSITION 138

Vote For 1

	TOTAL	Polls	Early Provisional	S
Yes / Si	266	68	193	5
No	918	224	685	9
Total Votes Cast	1,184	292	878	14

Precinct 060

PROPOSITION 139

Vote For 1

	TOTAL	Polls	Early Provisional	S
Yes / Si	821	167	647	7
No	453	145	299	9
Total Votes Cast	1,274	312	946	16

PROPOSITION 140

Vote For 1

	TOTAL	Polls	Early Provisional	S
Yes / Si	630	160	459	11
No	608	138	465	5
Total Votes Cast	1,238	298	924	16

PROPOSITION 311

Vote For 1

	TOTAL	Polls	Early Provisional	S
Yes / Si	851	229	609	13
No	382	71	308	3
Total Votes Cast	1,233	300	917	16

PROPOSITION 312

Vote For 1

	TOTAL	Polls	Early Provisional	S
Yes / Si	752	199	543	10
No	474	98	370	6
Total Votes Cast	1,226	297	913	16

PROPOSITION 313

Vote For 1

	TOTAL	Polls	Early Provisional	S
Yes / Si	805	215	578	12
No	395	78	316	1
Total Votes Cast	1,200	293	894	13

PROPOSITION 314

Vote For 1

	TOTAL	Polls	Early Provisional	S
Yes / Si	809	215	582	12
No	388	75	312	1
Total Votes Cast	1,197	290	894	13

Precinct 060

PROPOSITION 315

Vote For 1

	TOTAL	Polls	Early Provisional	S
Yes / Si	537	143	386	8
No	609	133	471	5
Total Votes Cast	1,146	276	857	13

Summary Results Report
 General Election
 November 5, 2024

OFFICIAL RESULTS
 Summary of Votes Cast
 County of Pima

Precinct 061

Statistics	TOTAL	Polls	Early Provisional	s
Registered Voters - Total	2,109			
Ballots Cast - Total	1,888	137	1,748	3
Ballots Cast - Blank	36	4	32	0
Voter Turnout - Total	89.52%			

Presidential Electors

Vote For 1	TOTAL	Polls	Early Provisional	s
HARRIS, KAMALA D.	1,162	56	1,104	2
TRUMP, DONALD J.	677	69	607	1
OLIVER, CHASE	11	5	6	0
STEIN, JILL	17	1	16	0
Write-In Totals	3	1	2	0
Write-In: Ayyadurai / Ellis	0	0	0	0
Write-In: Boddie / Stoneham	0	0	0	0
Write-In: De la Cruz / Garcia	0	0	0	0
Write-In: Shelton / Serra	0	0	0	0
Write-In: Skousen / Combs	0	0	0	0
Not Assigned	3	1	2	0
Total Votes Cast	1,870	132	1,735	3

U.S. Senator

Vote For 1	TOTAL	Polls	Early Provisional	s
GALLEGO, RUBEN	1,193	62	1,128	3
LAKE, KARI	625	68	557	0
QUINTANA, EDUARDO	27	3	24	0
Write-In Totals	2	1	1	0
Write-In: Williams, Sarah	0	0	0	0
Write-In: Beckett, Christopher	0	0	0	0
Write-In: Sanders, Steven Cavin	1	0	1	0
Write-In: Bozic, David	0	0	0	0
Write-In: Petty, Shawn	0	0	0	0
Write-In: Rodriguez, Benjamin	0	0	0	0
Write-In: Prosser, Jannie "Jannie"	0	0	0	0
Not Assigned	1	1	0	0
Total Votes Cast	1,847	134	1,710	3

Precinct 061

U.S. Representative in Congress District 6

Vote For 1

	TOTAL	Polls	Early Provisional	s
ENGEL, KIRSTEN	1,086	50	1,033	3
CISCOMANI, JUAN	734	78	656	0
EASTWOOD, ATHENA	17	1	16	0
Write-In Totals	1	0	1	0
Write-In: Pozzolo, Luis	0	0	0	0
Not Assigned	1	0	1	0
Total Votes Cast	1,838	129	1,706	3

State Senator District 18

Vote For 1

	TOTAL	Polls	Early Provisional	s
SUNDARESHAN, PRIYA	1,206	70	1,135	1
Write-In Totals	43	1	42	0
Not Assigned	43	1	42	0
Total Votes Cast	1,249	71	1,177	1

State Representative Dist. 18

Vote For 2

	TOTAL	Polls	Early Provisional	s
GUTIERREZ, NANCY	1,017	43	972	2
MATHIS, CHRIS	1,028	40	987	1
ROSENBLUM, LEONARD "LEN"	711	76	635	0
Write-In Totals	4	0	4	0
Not Assigned	4	0	4	0
Total Votes Cast	2,760	159	2,598	3

Corporation Commissioner

Vote For 3

	TOTAL	Polls	Early Provisional	s
AGUILAR, YLENIA	964	39	924	1
HILL, JONATHON	1,000	42	957	1
POLACHECK, JOSHUA	940	34	905	1
LOPEZ, RENE	662	59	602	1
MARQUEZ PETERSON, LEA	691	60	631	0
WALDEN, RACHEL	656	67	589	0
CEASE, MIKE	49	6	43	0
LUXENBERG, NINA	47	8	39	0
Write-In Totals	0	0	0	0
Write-In: Bertone, Frank	0	0	0	0
Not Assigned	0	0	0	0
Total Votes Cast	5,009	315	4,690	4

Precinct 061

Board of Supervisors District 1

Vote For 1

	TOTAL	Polls	Early Provisional	S
SCOTT, REX	1,059	40	1,018	1
SPAIN, STEVE	733	83	649	1
Write-In Totals	0	0	0	0
Not Assigned	0	0	0	0
Total Votes Cast	1,792	123	1,667	2

County Assessor

Vote For 1

	TOTAL	Polls	Early Provisional	S
DROUBIE, SUZANNE	1,219	69	1,148	2
Write-In Totals	28	1	27	0
Not Assigned	28	1	27	0
Total Votes Cast	1,247	70	1,175	2

County Attorney

Vote For 1

	TOTAL	Polls	Early Provisional	S
CONOVER, LAURA	1,124	57	1,065	2
DRUAN, HOWARD	234	35	199	0
Write-In Totals	16	0	16	0
Not Assigned	16	0	16	0
Total Votes Cast	1,374	92	1,280	2

County Recorder

Vote For 1

	TOTAL	Polls	Early Provisional	S
CÁZARES-KELLY, GABRIELLA	1,085	48	1,036	1
CAMPBELL-GONZALEZ, DOMINIC	665	72	592	1
Write-In Totals	1	0	1	0
Not Assigned	1	0	1	0
Total Votes Cast	1,751	120	1,629	2

County Sheriff

Vote For 1

	TOTAL	Polls	Early Provisional	S
NANOS, CHRIS	909	42	866	1
LAPPIN, HEATHER	856	84	770	2
Write-In Totals	3	0	3	0
Write-In: Di Genova, Trista	0	0	0	0
Not Assigned	3	0	3	0
Total Votes Cast	1,768	126	1,639	3

Precinct 061

County Superintendent of Schools

Vote For 1

	TOTAL	Polls	Early Provisional	S
WILLIAMS, DUSTIN	1,209	74	1,134	1
Write-In Totals	27	1	26	0
Not Assigned	27	1	26	0
Total Votes Cast	1,236	75	1,160	1

County Treasurer

Vote For 1

	TOTAL	Polls	Early Provisional	S
JOHNSON, BRIAN	982	41	940	1
ACKERLEY, CHRIS	787	85	701	1
Write-In Totals	0	0	0	0
Not Assigned	0	0	0	0
Total Votes Cast	1,769	126	1,641	2

Constable Precinct 1

Vote For 1

	TOTAL	Polls	Early Provisional	S
ROOSEVELT, MARK	1,015	47	967	1
ROWLAND, DANIEL	708	75	632	1
Write-In Totals	0	0	0	0
Not Assigned	0	0	0	0
Total Votes Cast	1,723	122	1,599	2

KING, KATHRYN H.

Vote For 1

	TOTAL	Polls	Early Provisional	S
Yes / Si	649	69	579	1
No	850	33	815	2
Total Votes Cast	1,499	102	1,394	3

BOLICK, CLINT

Vote For 1

	TOTAL	Polls	Early Provisional	S
Yes / Si	642	67	574	1
No	852	35	815	2
Total Votes Cast	1,494	102	1,389	3

ECKERSTROM, PETER J.

Vote For 1

	TOTAL	Polls	Early Provisional	S
Yes / Si	1,058	81	976	1
No	255	19	235	1
Total Votes Cast	1,313	100	1,211	2

Precinct 061

STARING, CHRISTOPHER P.

Vote For 1

	TOTAL	Polls	Early Provisional	S
Yes / Si	1,025	78	946	1
No	303	19	283	1
Total Votes Cast	1,328	97	1,229	2

GRIFFIN, BRENDEN J.

Vote For 1

	TOTAL	Polls	Early Provisional	S
Yes / Si	959	67	891	1
No	278	22	256	0
Total Votes Cast	1,237	89	1,147	1

LEE, KENNETH

Vote For 1

	TOTAL	Polls	Early Provisional	S
Yes / Si	957	68	888	1
No	281	20	261	0
Total Votes Cast	1,238	88	1,149	1

BRYSON, KYLE A.

Vote For 1

	TOTAL	Polls	Early Provisional	S
Yes / Si	976	69	906	1
No	253	18	235	0
Total Votes Cast	1,229	87	1,141	1

COHEN, GARY J.

Vote For 1

	TOTAL	Polls	Early Provisional	S
Yes / Si	972	68	903	1
No	261	19	242	0
Total Votes Cast	1,233	87	1,145	1

GORDON, RICHARD E.

Vote For 1

	TOTAL	Polls	Early Provisional	S
Yes / Si	980	69	910	1
No	244	19	225	0
Total Votes Cast	1,224	88	1,135	1

Precinct 061

BUTLER, MICHAEL J.

Vote For 1

	TOTAL	Polls	Early Provisional	S
Yes / Si	974	67	906	1
No	254	19	235	0
Total Votes Cast	1,228	86	1,141	1

YEHLING, WAYNE E.

Vote For 1

	TOTAL	Polls	Early Provisional	S
Yes / Si	949	67	881	1
No	271	19	252	0
Total Votes Cast	1,220	86	1,133	1

CONSTANT, DANIELLE J.K.

Vote For 1

	TOTAL	Polls	Early Provisional	S
Yes / Si	924	69	854	1
No	301	21	280	0
Total Votes Cast	1,225	90	1,134	1

METCALF, D. DOUGLAS

Vote For 1

	TOTAL	Polls	Early Provisional	S
Yes / Si	947	69	877	1
No	279	18	261	0
Total Votes Cast	1,226	87	1,138	1

MCGINLEY, CASEY F.

Vote For 1

	TOTAL	Polls	Early Provisional	S
Yes / Si	985	66	918	1
No	239	20	219	0
Total Votes Cast	1,224	86	1,137	1

SAKALL, GREG

Vote For 1

	TOTAL	Polls	Early Provisional	S
Yes / Si	960	67	892	1
No	266	19	247	0
Total Votes Cast	1,226	86	1,139	1

Precinct 061

WAGENER, JOAN L.

Vote For 1		TOTAL	Polls	Early Provisional	S
Yes / Si		953	69	883	1
No		273	18	255	0
Total Votes Cast		1,226	87	1,138	1

JOHNSON, KELLIE L.

Vote For 1		TOTAL	Polls	Early Provisional	S
Yes / Si		766	65	700	1
No		483	22	461	0
Total Votes Cast		1,249	87	1,161	1

ORTIZ, KIMBERLY H.

Vote For 1		TOTAL	Polls	Early Provisional	S
Yes / Si		961	69	891	1
No		258	19	239	0
Total Votes Cast		1,219	88	1,130	1

MCDONALD, SCOTT DAVID

Vote For 1		TOTAL	Polls	Early Provisional	S
Yes / Si		942	69	872	1
No		280	19	261	0
Total Votes Cast		1,222	88	1,133	1

ABRAMS, LISA ILKA

Vote For 1		TOTAL	Polls	Early Provisional	S
Yes / Si		968	70	897	1
No		261	17	244	0
Total Votes Cast		1,229	87	1,141	1

Governing Board - Catalina Foothills Unified School District No. 16

Vote For 1		TOTAL	Polls	Early Provisional	S
ARISPE, BROOKE		200	24	176	0
JACKSON, EILEEN		382	19	363	0
Write-In Totals		7	0	7	0
Not Assigned		7	0	7	0
Total Votes Cast		589	43	546	0

Precinct 061

Governing Board - Catalina Foothills Unified School District No. 16

Vote For 2

	TOTAL	Polls	Early Provisional	s
DAVOLI, JACQUELYN	335	15	320	0
LOGUE, TOM	327	16	311	0
PEMBERTON, BART	238	24	214	0
REPSCHER, JENNIFER	283	31	252	0
Write-In Totals	5	0	5	0
Not Assigned	5	0	5	0
Total Votes Cast	1,188	86	1,102	0

Governing Board - Tucson Unified School District (TUSD) No. 1

Vote For 3

	TOTAL	Polls	Early Provisional	s
ACOSTA RUIZ, PILAR	199	20	179	0
FLORES, ESTEBAN	280	12	268	0
LUNA ROSE, NATALIE	497	26	471	0
SHAH, RAVI	491	22	469	0
SHAW, SADIE	437	26	411	0
Write-In Totals	6	0	6	0
Not Assigned	6	0	6	0
Total Votes Cast	1,910	106	1,804	0

PROPOSITION 133

Vote For 1

	TOTAL	Polls	Early Provisional	s
Yes / Si	546	50	495	1
No	1,143	69	1,072	2
Total Votes Cast	1,689	119	1,567	3

PROPOSITION 134

Vote For 1

	TOTAL	Polls	Early Provisional	s
Yes / Si	520	47	472	1
No	1,169	69	1,098	2
Total Votes Cast	1,689	116	1,570	3

PROPOSITION 135

Vote For 1

	TOTAL	Polls	Early Provisional	s
Yes / Si	608	61	546	1
No	1,058	59	997	2
Total Votes Cast	1,666	120	1,543	3

Precinct 061

PROPOSITION 136

Vote For 1				
	TOTAL	Polls	Early Provisional	S
Yes / Si	482	41	440	1
No	1,176	72	1,102	2
Total Votes Cast	1,658	113	1,542	3

PROPOSITION 137

Vote For 1				
	TOTAL	Polls	Early Provisional	S
Yes / Si	346	27	318	1
No	1,302	87	1,213	2
Total Votes Cast	1,648	114	1,531	3

PROPOSITION 138

Vote For 1				
	TOTAL	Polls	Early Provisional	S
Yes / Si	362	35	326	1
No	1,339	87	1,250	2
Total Votes Cast	1,701	122	1,576	3

PROPOSITION 139

Vote For 1				
	TOTAL	Polls	Early Provisional	S
Yes / Si	1,329	80	1,246	3
No	457	50	407	0
Total Votes Cast	1,786	130	1,653	3

PROPOSITION 140

Vote For 1				
	TOTAL	Polls	Early Provisional	S
Yes / Si	639	55	583	1
No	1,108	65	1,041	2
Total Votes Cast	1,747	120	1,624	3

PROPOSITION 311

Vote For 1				
	TOTAL	Polls	Early Provisional	S
Yes / Si	938	85	852	1
No	821	41	778	2
Total Votes Cast	1,759	126	1,630	3

Precinct 061

PROPOSITION 312

Vote For 1

	TOTAL	Polls	Early Provisional	S
Yes / Si	853	79	773	1
No	905	43	860	2
Total Votes Cast	1,758	122	1,633	3

PROPOSITION 313

Vote For 1

	TOTAL	Polls	Early Provisional	S
Yes / Si	779	69	710	0
No	896	53	840	3
Total Votes Cast	1,675	122	1,550	3

PROPOSITION 314

Vote For 1

	TOTAL	Polls	Early Provisional	S
Yes / Si	761	75	685	1
No	912	45	865	2
Total Votes Cast	1,673	120	1,550	3

PROPOSITION 315

Vote For 1

	TOTAL	Polls	Early Provisional	S
Yes / Si	604	53	550	1
No	1,020	58	960	2
Total Votes Cast	1,624	111	1,510	3

Summary Results Report
 General Election
 November 5, 2024

OFFICIAL RESULTS
 Summary of Votes Cast
 County of Pima

Precinct 062

Statistics	TOTAL	Polls	Early Provisional	s
Registered Voters - Total	3,385			
Ballots Cast - Total	1,810	366	1,406	38
Ballots Cast - Blank	67	14	48	5
Voter Turnout - Total	53.47%			

Presidential Electors

Vote For 1	TOTAL	Polls	Early Provisional	s
HARRIS, KAMALA D.	1,277	220	1,040	17
TRUMP, DONALD J.	484	139	325	20
OLIVER, CHASE	4	1	3	0
STEIN, JILL	20	4	16	0
Write-In Totals	12	0	12	0
Write-In: Ayyadurai / Ellis	0	0	0	0
Write-In: Boddie / Stoneham	0	0	0	0
Write-In: De la Cruz / Garcia	9	0	9	0
Write-In: Shelton / Serra	0	0	0	0
Write-In: Skousen / Combs	0	0	0	0
Not Assigned	3	0	3	0
Total Votes Cast	1,797	364	1,396	37

U.S. Senator

Vote For 1	TOTAL	Polls	Early Provisional	s
GALLEGO, RUBEN	1,271	224	1,030	17
LAKE, KARI	401	112	273	16
QUINTANA, EDUARDO	43	9	33	1
Write-In Totals	1	0	1	0
Write-In: Williams, Sarah	0	0	0	0
Write-In: Beckett, Christopher	0	0	0	0
Write-In: Sanders, Steven Cavin	0	0	0	0
Write-In: Bozic, David	0	0	0	0
Write-In: Petty, Shawn	0	0	0	0
Write-In: Rodriguez, Benjamin	0	0	0	0
Write-In: Prosser, Jannie "Jannie"	0	0	0	0
Not Assigned	1	0	1	0
Total Votes Cast	1,716	345	1,337	34

U.S. Representative in Congress District 7

Vote For 1	TOTAL	Polls	Early Provisional	s
GRIJALVA, RAÚL M.	1,230	216	1,000	14
BUTIEREZ SR., DANIEL FRANCIS	424	114	294	16
Write-In Totals	6	2	4	0
Not Assigned	6	2	4	0
Total Votes Cast	1,660	332	1,298	30

Precinct 062

State Senator District 20

Vote For 1

	TOTAL	Polls	Early Provisional	s
GONZALES, SALLY ANN	1,112	157	946	9
Write-In Totals	22	5	17	0
Not Assigned	22	5	17	0
Total Votes Cast	1,134	162	963	9

State Representative Dist. 20

Vote For 2

	TOTAL	Polls	Early Provisional	s
HERNANDEZ, ALMA	811	106	698	7
VILLEGAS, BETTY	891	112	771	8
Write-In Totals	34	6	28	0
Not Assigned	34	6	28	0
Total Votes Cast	1,736	224	1,497	15

Corporation Commissioner

Vote For 3

	TOTAL	Polls	Early Provisional	s
AGUILAR, YLENIA	877	95	773	9
HILL, JONATHON	818	83	726	9
POLACHECK, JOSHUA	788	84	697	7
LOPEZ, RENE	249	49	197	3
MARQUEZ PETERSON, LEA	228	41	186	1
WALDEN, RACHEL	232	44	185	3
CEASE, MIKE	52	13	39	0
LUXENBERG, NINA	90	14	75	1
Write-In Totals	4	1	3	0
Write-In: Bertone, Frank	0	0	0	0
Not Assigned	4	1	3	0
Total Votes Cast	3,338	424	2,881	33

Board of Supervisors District 5

Vote For 1

	TOTAL	Polls	Early Provisional	s
GRIJALVA, ADELITA	949	114	830	5
ROMERO, VAL	263	57	203	3
Write-In Totals	5	1	4	0
Not Assigned	5	1	4	0
Total Votes Cast	1,217	172	1,037	8

Precinct 062

County Assessor

Vote For 1

	TOTAL	Polls	Early Provisional	S
DROUBIE, SUZANNE	1,078	152	914	12
Write-In Totals	14	4	10	0
Not Assigned	14	4	10	0
Total Votes Cast	1,092	156	924	12

County Attorney

Vote For 1

	TOTAL	Polls	Early Provisional	S
CONOVER, LAURA	979	126	843	10
DRUAN, HOWARD	171	39	131	1
Write-In Totals	9	2	7	0
Not Assigned	9	2	7	0
Total Votes Cast	1,159	167	981	11

County Recorder

Vote For 1

	TOTAL	Polls	Early Provisional	S
CÁZARES-KELLY, GABRIELLA	994	124	860	10
CAMPBELL-GONZALEZ, DOMINIC	282	64	212	6
Write-In Totals	1	0	1	0
Not Assigned	1	0	1	0
Total Votes Cast	1,277	188	1,073	16

County Sheriff

Vote For 1

	TOTAL	Polls	Early Provisional	S
NANOS, CHRIS	867	111	746	10
LAPPIN, HEATHER	381	79	296	6
Write-In Totals	11	2	9	0
Write-In: Di Genova, Trista	3	1	2	0
Not Assigned	8	1	7	0
Total Votes Cast	1,259	192	1,051	16

County Superintendent of Schools

Vote For 1

	TOTAL	Polls	Early Provisional	S
WILLIAMS, DUSTIN	1,066	149	905	12
Write-In Totals	15	3	12	0
Not Assigned	15	3	12	0
Total Votes Cast	1,081	152	917	12

Precinct 062

County Treasurer

Vote For 1

	TOTAL	Polls	Early Provisional	S
JOHNSON, BRIAN	952	113	829	10
ACKERLEY, CHRIS	336	74	256	6
Write-In Totals	1	0	1	0
Not Assigned	1	0	1	0
Total Votes Cast	1,289	187	1,086	16

Justice of the Peace Precinct 9

Vote For 1

	TOTAL	Polls	Early Provisional	S
GARZA, RENEE ANN	1,054	146	902	6
Write-In Totals	14	3	11	0
Not Assigned	14	3	11	0
Total Votes Cast	1,068	149	913	6

Constable Precinct 9

Vote For 1

	TOTAL	Polls	Early Provisional	S
Write-In Totals	96	10	85	1
Not Assigned	96	10	85	1
Total Votes Cast	96	10	85	1

KING, KATHRYN H.

Vote For 1

	TOTAL	Polls	Early Provisional	S
Yes / Si	416	93	315	8
No	663	61	599	3
Total Votes Cast	1,079	154	914	11

BOLICK, CLINT

Vote For 1

	TOTAL	Polls	Early Provisional	S
Yes / Si	392	78	308	6
No	683	72	606	5
Total Votes Cast	1,075	150	914	11

ECKERSTROM, PETER J.

Vote For 1

	TOTAL	Polls	Early Provisional	S
Yes / Si	716	84	624	8
No	196	42	152	2
Total Votes Cast	912	126	776	10

Precinct 062

STARING, CHRISTOPHER P.

Vote For 1

	TOTAL	Polls	Early Provisional	s
Yes / Si	619	88	522	9
No	279	38	240	1
Total Votes Cast	898	126	762	10

GRIFFIN, BRENDEN J.

Vote For 1

	TOTAL	Polls	Early Provisional	s
Yes / Si	648	93	548	7
No	236	30	203	3
Total Votes Cast	884	123	751	10

LEE, KENNETH

Vote For 1

	TOTAL	Polls	Early Provisional	s
Yes / Si	638	86	547	5
No	238	36	197	5
Total Votes Cast	876	122	744	10

BRYSON, KYLE A.

Vote For 1

	TOTAL	Polls	Early Provisional	s
Yes / Si	671	90	576	5
No	209	31	173	5
Total Votes Cast	880	121	749	10

COHEN, GARY J.

Vote For 1

	TOTAL	Polls	Early Provisional	s
Yes / Si	655	87	561	7
No	218	36	179	3
Total Votes Cast	873	123	740	10

GORDON, RICHARD E.

Vote For 1

	TOTAL	Polls	Early Provisional	s
Yes / Si	645	85	554	6
No	226	35	187	4
Total Votes Cast	871	120	741	10

Precinct 062

BUTLER, MICHAEL J.

Vote For 1

	TOTAL	Polls	Early Provisional	s
Yes / Si	661	86	567	8
No	218	36	180	2
Total Votes Cast	879	122	747	10

YEHLING, WAYNE E.

Vote For 1

	TOTAL	Polls	Early Provisional	s
Yes / Si	657	90	560	7
No	211	30	178	3
Total Votes Cast	868	120	738	10

CONSTANT, DANIELLE J.K.

Vote For 1

	TOTAL	Polls	Early Provisional	s
Yes / Si	622	86	530	6
No	255	36	215	4
Total Votes Cast	877	122	745	10

METCALF, D. DOUGLAS

Vote For 1

	TOTAL	Polls	Early Provisional	s
Yes / Si	646	87	552	7
No	229	34	192	3
Total Votes Cast	875	121	744	10

MCGINLEY, CASEY F.

Vote For 1

	TOTAL	Polls	Early Provisional	s
Yes / Si	664	84	572	8
No	216	37	177	2
Total Votes Cast	880	121	749	10

SAKALL, GREG

Vote For 1

	TOTAL	Polls	Early Provisional	s
Yes / Si	630	82	542	6
No	244	39	201	4
Total Votes Cast	874	121	743	10

Precinct 062

WAGENER, JOAN L.

Vote For 1

	TOTAL	Polls	Early Provisional	s
Yes / Si	643	88	549	6
No	230	34	192	4
Total Votes Cast	873	122	741	10

JOHNSON, KELLIE L.

Vote For 1

	TOTAL	Polls	Early Provisional	s
Yes / Si	494	80	409	5
No	406	45	356	5
Total Votes Cast	900	125	765	10

ORTIZ, KIMBERLY H.

Vote For 1

	TOTAL	Polls	Early Provisional	s
Yes / Si	674	90	579	5
No	201	32	164	5
Total Votes Cast	875	122	743	10

MCDONALD, SCOTT DAVID

Vote For 1

	TOTAL	Polls	Early Provisional	s
Yes / Si	622	87	529	6
No	254	34	216	4
Total Votes Cast	876	121	745	10

ABRAMS, LISA ILKA

Vote For 1

	TOTAL	Polls	Early Provisional	s
Yes / Si	679	91	581	7
No	195	31	161	3
Total Votes Cast	874	122	742	10

Governing Board - Tucson Unified School District (TUSD) No. 1

Vote For 3

	TOTAL	Polls	Early Provisional	s
ACOSTA RUIZ, PILAR	240	38	199	3
FLORES, ESTEBAN	191	39	149	3
LUNA ROSE, NATALIE	654	74	576	4
SHAH, RAVI	554	45	507	2
SHAW, SADIE	605	66	537	2
Write-In Totals	14	2	12	0
Not Assigned	14	2	12	0
Total Votes Cast	2,258	264	1,980	14

Precinct 062

Board of Governors - Pima Community College Dist. 5

Vote For 1

	TOTAL	Polls	Early Provisional	S
GONZALES, LUIS LOPEZ	375	58	316	1
MORALES, KARLA	465	59	403	3
Write-In Totals	6	1	5	0
Not Assigned	6	1	5	0
Total Votes Cast	846	118	724	4

PROPOSITION 133

Vote For 1

	TOTAL	Polls	Early Provisional	S
Yes / Si	340	70	266	4
No	868	114	743	11
Total Votes Cast	1,208	184	1,009	15

PROPOSITION 134

Vote For 1

	TOTAL	Polls	Early Provisional	S
Yes / Si	310	62	243	5
No	914	124	780	10
Total Votes Cast	1,224	186	1,023	15

PROPOSITION 135

Vote For 1

	TOTAL	Polls	Early Provisional	S
Yes / Si	399	82	314	3
No	809	104	694	11
Total Votes Cast	1,208	186	1,008	14

PROPOSITION 136

Vote For 1

	TOTAL	Polls	Early Provisional	S
Yes / Si	289	56	229	4
No	902	124	769	9
Total Votes Cast	1,191	180	998	13

PROPOSITION 137

Vote For 1

	TOTAL	Polls	Early Provisional	S
Yes / Si	138	35	101	2
No	1,074	149	913	12
Total Votes Cast	1,212	184	1,014	14

Precinct 062

PROPOSITION 138

Vote For 1

	TOTAL	Polls	Early Provisional	S
Yes / Si	151	35	114	2
No	1,109	155	940	14
Total Votes Cast	1,260	190	1,054	16

PROPOSITION 139

Vote For 1

	TOTAL	Polls	Early Provisional	S
Yes / Si	1,155	170	969	16
No	201	43	158	0
Total Votes Cast	1,356	213	1,127	16

PROPOSITION 140

Vote For 1

	TOTAL	Polls	Early Provisional	S
Yes / Si	584	96	482	6
No	679	92	580	7
Total Votes Cast	1,263	188	1,062	13

PROPOSITION 311

Vote For 1

	TOTAL	Polls	Early Provisional	S
Yes / Si	592	114	471	7
No	684	74	603	7
Total Votes Cast	1,276	188	1,074	14

PROPOSITION 312

Vote For 1

	TOTAL	Polls	Early Provisional	S
Yes / Si	493	96	391	6
No	765	88	668	9
Total Votes Cast	1,258	184	1,059	15

PROPOSITION 313

Vote For 1

	TOTAL	Polls	Early Provisional	S
Yes / Si	600	112	481	7
No	662	80	573	9
Total Votes Cast	1,262	192	1,054	16

Precinct 062

PROPOSITION 314

Vote For 1

	TOTAL	Polls	Early Provisional	S
Yes / Si	429	88	335	6
No	799	94	696	9
Total Votes Cast	1,228	182	1,031	15

PROPOSITION 315

Vote For 1

	TOTAL	Polls	Early Provisional	S
Yes / Si	357	65	288	4
No	821	112	699	10
Total Votes Cast	1,178	177	987	14

Summary Results Report
 General Election
 November 5, 2024

OFFICIAL RESULTS
 Summary of Votes Cast
 County of Pima

Precinct 063

Statistics	TOTAL	Polls	Early Provisional	s
Registered Voters - Total	1,461			
Ballots Cast - Total	1,283	98	1,179	6
Ballots Cast - Blank	8	2	6	0
Voter Turnout - Total	87.82%			

Presidential Electors

Vote For 1	TOTAL	Polls	Early Provisional	s
HARRIS, KAMALA D.	1,029	55	969	5
TRUMP, DONALD J.	220	35	184	1
OLIVER, CHASE	5	1	4	0
STEIN, JILL	13	4	9	0
Write-In Totals	4	1	3	0
Write-In: Ayyadurai / Ellis	0	0	0	0
Write-In: Boddie / Stoneham	0	0	0	0
Write-In: De la Cruz / Garcia	1	1	0	0
Write-In: Shelton / Serra	0	0	0	0
Write-In: Skousen / Combs	0	0	0	0
Not Assigned	3	0	3	0
Total Votes Cast	1,271	96	1,169	6

U.S. Senator

Vote For 1	TOTAL	Polls	Early Provisional	s
GALLEGO, RUBEN	1,028	56	967	5
LAKE, KARI	197	32	164	1
QUINTANA, EDUARDO	41	8	33	0
Write-In Totals	1	0	1	0
Write-In: Williams, Sarah	0	0	0	0
Write-In: Beckett, Christopher	0	0	0	0
Write-In: Sanders, Steven Cavin	0	0	0	0
Write-In: Bozic, David	0	0	0	0
Write-In: Petty, Shawn	0	0	0	0
Write-In: Rodriguez, Benjamin	0	0	0	0
Write-In: Prosser, Jannie "Jannie"	0	0	0	0
Not Assigned	1	0	1	0
Total Votes Cast	1,267	96	1,165	6

U.S. Representative in Congress District 7

Vote For 1	TOTAL	Polls	Early Provisional	s
GRIJALVA, RAÚL M.	1,001	53	943	5
BUTIEREZ SR., DANIEL FRANCIS	236	39	196	1
Write-In Totals	5	1	4	0
Not Assigned	5	1	4	0
Total Votes Cast	1,242	93	1,143	6

Precinct 063

State Senator District 18

Vote For 1

	TOTAL	Polls	Early Provisional	s
SUNDARESHAN, PRIYA	1,046	54	989	3
Write-In Totals	15	3	12	0
Not Assigned	15	3	12	0
Total Votes Cast	1,061	57	1,001	3

State Representative Dist. 18

Vote For 2

	TOTAL	Polls	Early Provisional	s
GUTIERREZ, NANCY	950	44	903	3
MATHIS, CHRIS	892	36	854	2
ROSENBLUM, LEONARD "LEN"	233	36	197	0
Write-In Totals	4	2	2	0
Not Assigned	4	2	2	0
Total Votes Cast	2,079	118	1,956	5

Corporation Commissioner

Vote For 3

	TOTAL	Polls	Early Provisional	s
AGUILAR, YLENIA	917	41	873	3
HILL, JONATHON	921	38	881	2
POLACHECK, JOSHUA	896	37	857	2
LOPEZ, RENE	176	29	147	0
MARQUEZ PETERSON, LEA	194	31	163	0
WALDEN, RACHEL	196	29	167	0
CEASE, MIKE	50	6	44	0
LUXENBERG, NINA	62	9	53	0
Write-In Totals	0	0	0	0
Write-In: Bertone, Frank	0	0	0	0
Not Assigned	0	0	0	0
Total Votes Cast	3,412	220	3,185	7

Board of Supervisors District 5

Vote For 1

	TOTAL	Polls	Early Provisional	s
GRIJALVA, ADELITA	959	40	916	3
ROMERO, VAL	227	35	191	1
Write-In Totals	3	0	3	0
Not Assigned	3	0	3	0
Total Votes Cast	1,189	75	1,110	4

Precinct 063

County Assessor

Vote For 1

	TOTAL	Polls	Early Provisional	S
DROUBIE, SUZANNE	1,033	54	976	3
Write-In Totals	7	2	5	0
Not Assigned	7	2	5	0
Total Votes Cast	1,040	56	981	3

County Attorney

Vote For 1

	TOTAL	Polls	Early Provisional	S
CONOVER, LAURA	944	46	895	3
DRUAN, HOWARD	159	24	135	0
Write-In Totals	7	0	7	0
Not Assigned	7	0	7	0
Total Votes Cast	1,110	70	1,037	3

County Recorder

Vote For 1

	TOTAL	Polls	Early Provisional	S
CÁZARES-KELLY, GABRIELLA	990	50	938	2
CAMPBELL-GONZALEZ, DOMINIC	209	30	178	1
Write-In Totals	3	1	2	0
Not Assigned	3	1	2	0
Total Votes Cast	1,202	81	1,118	3

County Sheriff

Vote For 1

	TOTAL	Polls	Early Provisional	S
NANOS, CHRIS	794	39	753	2
LAPPIN, HEATHER	375	41	333	1
Write-In Totals	10	1	9	0
Write-In: Di Genova, Trista	0	0	0	0
Not Assigned	10	1	9	0
Total Votes Cast	1,179	81	1,095	3

County Superintendent of Schools

Vote For 1

	TOTAL	Polls	Early Provisional	S
WILLIAMS, DUSTIN	1,018	54	961	3
Write-In Totals	9	2	7	0
Not Assigned	9	2	7	0
Total Votes Cast	1,027	56	968	3

Precinct 063

County Treasurer

Vote For 1

	TOTAL	Polls	Early Provisional	S
JOHNSON, BRIAN	942	44	896	2
ACKERLEY, CHRIS	260	37	222	1
Write-In Totals	2	1	1	0
Not Assigned	2	1	1	0
Total Votes Cast	1,204	82	1,119	3

Justice of the Peace Precinct 2

Vote For 1

	TOTAL	Polls	Early Provisional	S
CORNEJO, ERICA	1,018	51	964	3
Write-In Totals	8	2	6	0
Not Assigned	8	2	6	0
Total Votes Cast	1,026	53	970	3

KING, KATHRYN H.

Vote For 1

	TOTAL	Polls	Early Provisional	S
Yes / Si	334	33	300	1
No	759	32	726	1
Total Votes Cast	1,093	65	1,026	2

BOLICK, CLINT

Vote For 1

	TOTAL	Polls	Early Provisional	S
Yes / Si	308	30	277	1
No	780	33	746	1
Total Votes Cast	1,088	63	1,023	2

ECKERSTROM, PETER J.

Vote For 1

	TOTAL	Polls	Early Provisional	S
Yes / Si	800	42	757	1
No	148	14	133	1
Total Votes Cast	948	56	890	2

STARING, CHRISTOPHER P.

Vote For 1

	TOTAL	Polls	Early Provisional	S
Yes / Si	683	41	640	2
No	223	12	211	0
Total Votes Cast	906	53	851	2

Precinct 063

GRIFFIN, BRENDEN J.

Vote For 1

	TOTAL	Polls	Early Provisional	s
Yes / Si	676	35	639	2
No	198	16	182	0
Total Votes Cast	874	51	821	2

LEE, KENNETH

Vote For 1

	TOTAL	Polls	Early Provisional	s
Yes / Si	713	37	675	1
No	155	15	139	1
Total Votes Cast	868	52	814	2

BRYSON, KYLE A.

Vote For 1

	TOTAL	Polls	Early Provisional	s
Yes / Si	739	39	698	2
No	133	12	121	0
Total Votes Cast	872	51	819	2

COHEN, GARY J.

Vote For 1

	TOTAL	Polls	Early Provisional	s
Yes / Si	718	35	681	2
No	146	14	132	0
Total Votes Cast	864	49	813	2

GORDON, RICHARD E.

Vote For 1

	TOTAL	Polls	Early Provisional	s
Yes / Si	712	37	674	1
No	150	13	136	1
Total Votes Cast	862	50	810	2

BUTLER, MICHAEL J.

Vote For 1

	TOTAL	Polls	Early Provisional	s
Yes / Si	725	37	686	2
No	142	14	128	0
Total Votes Cast	867	51	814	2

Precinct 063

YEHLING, WAYNE E.

Vote For 1

	TOTAL	Polls	Early Provisional	s
Yes / Si	707	35	670	2
No	154	16	138	0
Total Votes Cast	861	51	808	2

CONSTANT, DANIELLE J.K.

Vote For 1

	TOTAL	Polls	Early Provisional	s
Yes / Si	660	32	627	1
No	203	18	184	1
Total Votes Cast	863	50	811	2

METCALF, D. DOUGLAS

Vote For 1

	TOTAL	Polls	Early Provisional	s
Yes / Si	696	34	660	2
No	172	17	155	0
Total Votes Cast	868	51	815	2

MCGINLEY, CASEY F.

Vote For 1

	TOTAL	Polls	Early Provisional	s
Yes / Si	715	37	676	2
No	147	13	134	0
Total Votes Cast	862	50	810	2

SAKALL, GREG

Vote For 1

	TOTAL	Polls	Early Provisional	s
Yes / Si	702	39	662	1
No	177	13	163	1
Total Votes Cast	879	52	825	2

WAGENER, JOAN L.

Vote For 1

	TOTAL	Polls	Early Provisional	s
Yes / Si	699	36	661	2
No	167	15	152	0
Total Votes Cast	866	51	813	2

Precinct 063

JOHNSON, KELLIE L.

Vote For 1

	TOTAL	Polls	Early Provisional	s
Yes / Si	489	31	456	2
No	408	25	383	0
Total Votes Cast	897	56	839	2

ORTIZ, KIMBERLY H.

Vote For 1

	TOTAL	Polls	Early Provisional	s
Yes / Si	716	39	675	2
No	150	11	139	0
Total Votes Cast	866	50	814	2

MCDONALD, SCOTT DAVID

Vote For 1

	TOTAL	Polls	Early Provisional	s
Yes / Si	660	31	627	2
No	216	19	197	0
Total Votes Cast	876	50	824	2

ABRAMS, LISA ILKA

Vote For 1

	TOTAL	Polls	Early Provisional	s
Yes / Si	709	36	672	1
No	169	15	153	1
Total Votes Cast	878	51	825	2

Governing Board - Tucson Unified School District (TUSD) No. 1

Vote For 3

	TOTAL	Polls	Early Provisional	s
ACOSTA RUIZ, PILAR	322	30	292	0
FLORES, ESTEBAN	173	14	158	1
LUNA ROSE, NATALIE	686	29	657	0
SHAH, RAVI	735	33	702	0
SHAW, SADIE	698	36	662	0
Write-In Totals	13	6	7	0
Not Assigned	13	6	7	0
Total Votes Cast	2,627	148	2,478	1

Precinct 063

Board of Governors - Pima Community College Dist. 5

Vote For 1

	TOTAL	Polls	Early Provisional	S
GONZALES, LUIS LOPEZ	258	20	237	1
MORALES, KARLA	560	27	533	0
Write-In Totals	3	0	3	0
Not Assigned	3	0	3	0
Total Votes Cast	821	47	773	1

PROPOSITION 133

Vote For 1

	TOTAL	Polls	Early Provisional	S
Yes / Si	188	15	172	1
No	959	65	893	1
Total Votes Cast	1,147	80	1,065	2

PROPOSITION 134

Vote For 1

	TOTAL	Polls	Early Provisional	S
Yes / Si	170	24	145	1
No	974	53	919	2
Total Votes Cast	1,144	77	1,064	3

PROPOSITION 135

Vote For 1

	TOTAL	Polls	Early Provisional	S
Yes / Si	229	31	197	1
No	893	43	848	2
Total Votes Cast	1,122	74	1,045	3

PROPOSITION 136

Vote For 1

	TOTAL	Polls	Early Provisional	S
Yes / Si	148	14	133	1
No	973	58	914	1
Total Votes Cast	1,121	72	1,047	2

PROPOSITION 137

Vote For 1

	TOTAL	Polls	Early Provisional	S
Yes / Si	101	13	88	0
No	1,030	63	964	3
Total Votes Cast	1,131	76	1,052	3

Precinct 063

PROPOSITION 138

Vote For 1

	TOTAL	Polls	Early Provisional	S
Yes / Si	142	18	124	0
No	1,023	65	955	3
Total Votes Cast	1,165	83	1,079	3

PROPOSITION 139

Vote For 1

	TOTAL	Polls	Early Provisional	S
Yes / Si	1,068	64	1,001	3
No	165	26	138	1
Total Votes Cast	1,233	90	1,139	4

PROPOSITION 140

Vote For 1

	TOTAL	Polls	Early Provisional	S
Yes / Si	436	43	392	1
No	767	39	726	2
Total Votes Cast	1,203	82	1,118	3

PROPOSITION 311

Vote For 1

	TOTAL	Polls	Early Provisional	S
Yes / Si	393	39	353	1
No	808	42	764	2
Total Votes Cast	1,201	81	1,117	3

PROPOSITION 312

Vote For 1

	TOTAL	Polls	Early Provisional	S
Yes / Si	334	46	286	2
No	859	34	824	1
Total Votes Cast	1,193	80	1,110	3

PROPOSITION 313

Vote For 1

	TOTAL	Polls	Early Provisional	S
Yes / Si	331	46	283	2
No	818	34	783	1
Total Votes Cast	1,149	80	1,066	3

Precinct 063

PROPOSITION 314

Vote For 1

	TOTAL	Polls	Early Provisional	S
Yes / Si	299	40	259	0
No	851	39	809	3
Total Votes Cast	1,150	79	1,068	3

PROPOSITION 315

Vote For 1

	TOTAL	Polls	Early Provisional	S
Yes / Si	222	28	193	1
No	900	44	855	1
Total Votes Cast	1,122	72	1,048	2

Summary Results Report
 General Election
 November 5, 2024

OFFICIAL RESULTS
 Summary of Votes Cast
 County of Pima

Precinct 064

Statistics	TOTAL	Polls	Early Provisional	s
Registered Voters - Total	2,372			
Ballots Cast - Total	1,336	273	1,047	16
Ballots Cast - Blank	48	17	30	1
Voter Turnout - Total	56.32%			

Presidential Electors

Vote For 1	TOTAL	Polls	Early Provisional	s
HARRIS, KAMALA D.	952	162	778	12
TRUMP, DONALD J.	349	101	244	4
OLIVER, CHASE	4	0	4	0
STEIN, JILL	9	4	5	0
Write-In Totals	3	1	2	0
Write-In: Ayyadurai / Ellis	0	0	0	0
Write-In: Boddie / Stoneham	0	0	0	0
Write-In: De la Cruz / Garcia	1	0	1	0
Write-In: Shelton / Serra	0	0	0	0
Write-In: Skousen / Combs	0	0	0	0
Not Assigned	2	1	1	0
Total Votes Cast	1,317	268	1,033	16

U.S. Senator

Vote For 1	TOTAL	Polls	Early Provisional	s
GALLEGO, RUBEN	964	165	788	11
LAKE, KARI	270	74	193	3
QUINTANA, EDUARDO	62	21	40	1
Write-In Totals	2	0	2	0
Write-In: Williams, Sarah	0	0	0	0
Write-In: Beckett, Christopher	0	0	0	0
Write-In: Sanders, Steven Cavin	0	0	0	0
Write-In: Bozic, David	0	0	0	0
Write-In: Petty, Shawn	0	0	0	0
Write-In: Rodriguez, Benjamin	0	0	0	0
Write-In: Prosser, Jannie "Jannie"	0	0	0	0
Not Assigned	2	0	2	0
Total Votes Cast	1,298	260	1,023	15

U.S. Representative in Congress District 7

Vote For 1	TOTAL	Polls	Early Provisional	s
GRIJALVA, RAÚL M.	969	178	779	12
BUTIEREZ SR., DANIEL FRANCIS	284	74	206	4
Write-In Totals	8	1	7	0
Not Assigned	8	1	7	0
Total Votes Cast	1,261	253	992	16

Precinct 064

State Senator District 21

Vote For 1

	TOTAL	Polls	Early Provisional	s
GABALDÓN, ROSANNA	1,031	183	838	10
Write-In Totals	26	9	17	0
Not Assigned	26	9	17	0
Total Votes Cast	1,057	192	855	10

State Representative Dist. 21

Vote For 2

	TOTAL	Polls	Early Provisional	s
HERNANDEZ, CONSUELO	840	133	698	9
STAHL HAMILTON, STEPHANIE	655	84	566	5
KIBBEY, CHRISTOPHER	287	81	204	2
Write-In Totals	7	1	6	0
Not Assigned	7	1	6	0
Total Votes Cast	1,789	299	1,474	16

Corporation Commissioner

Vote For 3

	TOTAL	Polls	Early Provisional	s
AGUILAR, YLENIA	818	123	689	6
HILL, JONATHON	648	86	558	4
POLACHECK, JOSHUA	656	80	572	4
LOPEZ, RENE	265	70	191	4
MARQUEZ PETERSON, LEA	218	44	172	2
WALDEN, RACHEL	213	48	162	3
CEASE, MIKE	34	4	30	0
LUXENBERG, NINA	57	10	47	0
Write-In Totals	9	0	9	0
Write-In: Bertone, Frank	0	0	0	0
Not Assigned	9	0	9	0
Total Votes Cast	2,918	465	2,430	23

Board of Supervisors District 2

Vote For 1

	TOTAL	Polls	Early Provisional	s
HEINZ, MATT	938	157	770	11
BACKER, JOHN	289	86	201	2
Write-In Totals	3	1	2	0
Not Assigned	3	1	2	0
Total Votes Cast	1,230	244	973	13

Precinct 064

County Assessor

Vote For 1

	TOTAL	Polls	Early Provisional	S
DROUBIE, SUZANNE	1,021	186	825	10
Write-In Totals	16	5	11	0
Not Assigned	16	5	11	0
Total Votes Cast	1,037	191	836	10

County Attorney

Vote For 1

	TOTAL	Polls	Early Provisional	S
CONOVER, LAURA	945	163	771	11
DRUAN, HOWARD	157	48	109	0
Write-In Totals	9	2	7	0
Not Assigned	9	2	7	0
Total Votes Cast	1,111	213	887	11

County Recorder

Vote For 1

	TOTAL	Polls	Early Provisional	S
CÁZARES-KELLY, GABRIELLA	931	154	767	10
CAMPBELL-GONZALEZ, DOMINIC	264	81	180	3
Write-In Totals	4	1	3	0
Not Assigned	4	1	3	0
Total Votes Cast	1,199	236	950	13

County Sheriff

Vote For 1

	TOTAL	Polls	Early Provisional	S
NANOS, CHRIS	867	147	709	11
LAPPIN, HEATHER	350	94	254	2
Write-In Totals	5	1	4	0
Write-In: Di Genova, Trista	0	0	0	0
Not Assigned	5	1	4	0
Total Votes Cast	1,222	242	967	13

County Superintendent of Schools

Vote For 1

	TOTAL	Polls	Early Provisional	S
WILLIAMS, DUSTIN	1,026	189	827	10
Write-In Totals	19	7	12	0
Not Assigned	19	7	12	0
Total Votes Cast	1,045	196	839	10

Precinct 064

County Treasurer

Vote For 1

	TOTAL	Polls	Early Provisional	S
JOHNSON, BRIAN	893	147	735	11
ACKERLEY, CHRIS	311	92	217	2
Write-In Totals	3	0	3	0
Not Assigned	3	0	3	0
Total Votes Cast	1,207	239	955	13

Justice of the Peace Precinct 9

Vote For 1

	TOTAL	Polls	Early Provisional	S
GARZA, RENEE ANN	1,037	196	832	9
Write-In Totals	20	5	15	0
Not Assigned	20	5	15	0
Total Votes Cast	1,057	201	847	9

Constable Precinct 9

Vote For 1

	TOTAL	Polls	Early Provisional	S
Write-In Totals	123	15	108	0
Not Assigned	123	15	108	0
Total Votes Cast	123	15	108	0

KING, KATHRYN H.

Vote For 1

	TOTAL	Polls	Early Provisional	S
Yes / Si	587	114	466	7
No	476	86	387	3
Total Votes Cast	1,063	200	853	10

BOLICK, CLINT

Vote For 1

	TOTAL	Polls	Early Provisional	S
Yes / Si	517	97	415	5
No	527	97	425	5
Total Votes Cast	1,044	194	840	10

ECKERSTROM, PETER J.

Vote For 1

	TOTAL	Polls	Early Provisional	S
Yes / Si	697	117	573	7
No	305	73	230	2
Total Votes Cast	1,002	190	803	9

Precinct 064

STARING, CHRISTOPHER P.

Vote For 1

	TOTAL	Polls	Early Provisional	S
Yes / Si	651	119	526	6
No	324	65	256	3
Total Votes Cast	975	184	782	9

GRIFFIN, BRENDEN J.

Vote For 1

	TOTAL	Polls	Early Provisional	S
Yes / Si	687	123	558	6
No	315	68	243	4
Total Votes Cast	1,002	191	801	10

LEE, KENNETH

Vote For 1

	TOTAL	Polls	Early Provisional	S
Yes / Si	666	118	542	6
No	320	69	248	3
Total Votes Cast	986	187	790	9

BRYSON, KYLE A.

Vote For 1

	TOTAL	Polls	Early Provisional	S
Yes / Si	660	119	534	7
No	325	67	256	2
Total Votes Cast	985	186	790	9

COHEN, GARY J.

Vote For 1

	TOTAL	Polls	Early Provisional	S
Yes / Si	666	117	542	7
No	314	68	244	2
Total Votes Cast	980	185	786	9

GORDON, RICHARD E.

Vote For 1

	TOTAL	Polls	Early Provisional	S
Yes / Si	677	117	554	6
No	311	68	240	3
Total Votes Cast	988	185	794	9

Precinct 064

BUTLER, MICHAEL J.

Vote For 1

	TOTAL	Polls	Early Provisional	s
Yes / Si	669	113	550	6
No	324	74	247	3
Total Votes Cast	993	187	797	9

YEHLING, WAYNE E.

Vote For 1

	TOTAL	Polls	Early Provisional	s
Yes / Si	664	118	540	6
No	318	66	249	3
Total Votes Cast	982	184	789	9

CONSTANT, DANIELLE J.K.

Vote For 1

	TOTAL	Polls	Early Provisional	s
Yes / Si	680	123	552	5
No	308	61	243	4
Total Votes Cast	988	184	795	9

METCALF, D. DOUGLAS

Vote For 1

	TOTAL	Polls	Early Provisional	s
Yes / Si	660	117	536	7
No	326	68	256	2
Total Votes Cast	986	185	792	9

MCGINLEY, CASEY F.

Vote For 1

	TOTAL	Polls	Early Provisional	s
Yes / Si	685	121	557	7
No	301	61	238	2
Total Votes Cast	986	182	795	9

SAKALL, GREG

Vote For 1

	TOTAL	Polls	Early Provisional	s
Yes / Si	658	116	535	7
No	324	66	256	2
Total Votes Cast	982	182	791	9

Precinct 064

WAGENER, JOAN L.

Vote For 1

	TOTAL	Polls	Early Provisional	s
Yes / Si	683	125	552	6
No	297	59	235	3
Total Votes Cast	980	184	787	9

JOHNSON, KELLIE L.

Vote For 1

	TOTAL	Polls	Early Provisional	s
Yes / Si	618	118	492	8
No	371	68	301	2
Total Votes Cast	989	186	793	10

ORTIZ, KIMBERLY H.

Vote For 1

	TOTAL	Polls	Early Provisional	s
Yes / Si	721	123	590	8
No	271	62	208	1
Total Votes Cast	992	185	798	9

MCDONALD, SCOTT DAVID

Vote For 1

	TOTAL	Polls	Early Provisional	s
Yes / Si	662	112	544	6
No	322	71	249	2
Total Votes Cast	984	183	793	8

ABRAMS, LISA ILKA

Vote For 1

	TOTAL	Polls	Early Provisional	s
Yes / Si	698	119	571	8
No	289	64	224	1
Total Votes Cast	987	183	795	9

Governing Board - Tucson Unified School District (TUSD) No. 1

Vote For 3

	TOTAL	Polls	Early Provisional	s
ACOSTA RUIZ, PILAR	538	96	439	3
FLORES, ESTEBAN	453	92	355	6
LUNA ROSE, NATALIE	567	88	474	5
SHAH, RAVI	341	49	292	0
SHAW, SADIE	476	61	413	2
Write-In Totals	7	0	7	0
Not Assigned	7	0	7	0
Total Votes Cast	2,382	386	1,980	16

Precinct 064

PROPOSITION 133

Vote For 1

	TOTAL	Polls	Early Provisional	S
Yes / Si	400	95	301	4
No	738	128	604	6
Total Votes Cast	1,138	223	905	10

PROPOSITION 134

Vote For 1

	TOTAL	Polls	Early Provisional	S
Yes / Si	337	80	251	6
No	793	136	653	4
Total Votes Cast	1,130	216	904	10

PROPOSITION 135

Vote For 1

	TOTAL	Polls	Early Provisional	S
Yes / Si	390	94	291	5
No	727	121	601	5
Total Votes Cast	1,117	215	892	10

PROPOSITION 136

Vote For 1

	TOTAL	Polls	Early Provisional	S
Yes / Si	305	81	219	5
No	800	130	665	5
Total Votes Cast	1,105	211	884	10

PROPOSITION 137

Vote For 1

	TOTAL	Polls	Early Provisional	S
Yes / Si	251	68	180	3
No	854	144	703	7
Total Votes Cast	1,105	212	883	10

PROPOSITION 138

Vote For 1

	TOTAL	Polls	Early Provisional	S
Yes / Si	191	48	139	4
No	963	175	781	7
Total Votes Cast	1,154	223	920	11

Precinct 064

PROPOSITION 139

Vote For 1

	TOTAL	Polls	Early Provisional	S
Yes / Si	957	176	770	11
No	289	69	218	2
Total Votes Cast	1,246	245	988	13

PROPOSITION 140

Vote For 1

	TOTAL	Polls	Early Provisional	S
Yes / Si	625	128	488	9
No	575	102	470	3
Total Votes Cast	1,200	230	958	12

PROPOSITION 311

Vote For 1

	TOTAL	Polls	Early Provisional	S
Yes / Si	727	146	571	10
No	485	87	396	2
Total Votes Cast	1,212	233	967	12

PROPOSITION 312

Vote For 1

	TOTAL	Polls	Early Provisional	S
Yes / Si	639	128	503	8
No	547	102	442	3
Total Votes Cast	1,186	230	945	11

PROPOSITION 313

Vote For 1

	TOTAL	Polls	Early Provisional	S
Yes / Si	689	154	527	8
No	463	70	391	2
Total Votes Cast	1,152	224	918	10

PROPOSITION 314

Vote For 1

	TOTAL	Polls	Early Provisional	S
Yes / Si	531	114	411	6
No	611	102	505	4
Total Votes Cast	1,142	216	916	10

Precinct 064

PROPOSITION 315

Vote For 1

	TOTAL	Polls	Early Provisional	S
Yes / Si	380	93	279	8
No	722	117	603	2
Total Votes Cast	1,102	210	882	10

Precinct 065

Statistics	TOTAL	Polls	Early Provisional	s
Registered Voters - Total	26			
Ballots Cast - Total	23	0	23	0
Ballots Cast - Blank	0	0	0	0
Voter Turnout - Total	88.46%			

Presidential Electors

Vote For 1	TOTAL	Polls	Early Provisional	s
HARRIS, KAMALA D.	11	0	11	0
TRUMP, DONALD J.	12	0	12	0
OLIVER, CHASE	0	0	0	0
STEIN, JILL	0	0	0	0
Write-In Totals	0	0	0	0
Write-In: Ayyadurai / Ellis	0	0	0	0
Write-In: Boddie / Stoneham	0	0	0	0
Write-In: De la Cruz / Garcia	0	0	0	0
Write-In: Shelton / Serra	0	0	0	0
Write-In: Skousen / Combs	0	0	0	0
Not Assigned	0	0	0	0
Total Votes Cast	23	0	23	0

U.S. Senator

Vote For 1	TOTAL	Polls	Early Provisional	s
GALLEGO, RUBEN	12	0	12	0
LAKE, KARI	11	0	11	0
QUINTANA, EDUARDO	0	0	0	0
Write-In Totals	0	0	0	0
Write-In: Williams, Sarah	0	0	0	0
Write-In: Beckett, Christopher	0	0	0	0
Write-In: Sanders, Steven Cavin	0	0	0	0
Write-In: Bozic, David	0	0	0	0
Write-In: Petty, Shawn	0	0	0	0
Write-In: Rodriguez, Benjamin	0	0	0	0
Write-In: Prosser, Jannie "Jannie"	0	0	0	0
Not Assigned	0	0	0	0
Total Votes Cast	23	0	23	0

Summary Results Report
 General Election
 November 5, 2024

OFFICIAL RESULTS
 Summary of Votes Cast
 County of Pima

Precinct 065

U.S. Representative in Congress District 6

Vote For 1

	TOTAL	Polls	Early Provisional	S
ENGEL, KIRSTEN	12	0	12	0
CISCOMANI, JUAN	11	0	11	0
EASTWOOD, ATHENA	0	0	0	0
Write-In Totals	0	0	0	0
Write-In: Pozzolo, Luis	0	0	0	0
Not Assigned	0	0	0	0
Total Votes Cast	23	0	23	0

State Senator District 17

Vote For 1

	TOTAL	Polls	Early Provisional	S
MCLEAN, JOHN	12	0	12	0
LEACH, VENDEN "VINCE"	11	0	11	0
Write-In Totals	0	0	0	0
Not Assigned	0	0	0	0
Total Votes Cast	23	0	23	0

State Representative Dist. 17

Vote For 2

	TOTAL	Polls	Early Provisional	S
VOLK, KEVIN	12	0	12	0
JONES, RACHEL	11	0	11	0
MCGARR, CORY	10	0	10	0
Write-In Totals	0	0	0	0
Not Assigned	0	0	0	0
Total Votes Cast	33	0	33	0

Corporation Commissioner

Vote For 3

	TOTAL	Polls	Early Provisional	S
AGUILAR, YLENIA	12	0	12	0
HILL, JONATHON	12	0	12	0
POLACHECK, JOSHUA	12	0	12	0
LOPEZ, RENE	11	0	11	0
MARQUEZ PETERSON, LEA	11	0	11	0
WALDEN, RACHEL	11	0	11	0
CEASE, MIKE	0	0	0	0
LUXENBERG, NINA	0	0	0	0
Write-In Totals	0	0	0	0
Write-In: Bertone, Frank	0	0	0	0
Not Assigned	0	0	0	0
Total Votes Cast	69	0	69	0

Precinct 065

Board of Supervisors District 4

Vote For 1

	TOTAL	Polls	Early Provisional	S
BECHTOL, VANESSA	11	0	11	0
CHRISTY, STEPHEN W. "STEVE"	12	0	12	0
Write-In Totals	0	0	0	0
Not Assigned	0	0	0	0
Total Votes Cast	23	0	23	0

County Assessor

Vote For 1

	TOTAL	Polls	Early Provisional	S
DROUBIE, SUZANNE	20	0	20	0
Write-In Totals	0	0	0	0
Not Assigned	0	0	0	0
Total Votes Cast	20	0	20	0

County Attorney

Vote For 1

	TOTAL	Polls	Early Provisional	S
CONOVER, LAURA	20	0	20	0
DRUAN, HOWARD	3	0	3	0
Write-In Totals	0	0	0	0
Not Assigned	0	0	0	0
Total Votes Cast	23	0	23	0

County Recorder

Vote For 1

	TOTAL	Polls	Early Provisional	S
CÁZARES-KELLY, GABRIELLA	12	0	12	0
CAMPBELL-GONZALEZ, DOMINIC	11	0	11	0
Write-In Totals	0	0	0	0
Not Assigned	0	0	0	0
Total Votes Cast	23	0	23	0

County Sheriff

Vote For 1

	TOTAL	Polls	Early Provisional	S
NANOS, CHRIS	10	0	10	0
LAPPIN, HEATHER	11	0	11	0
Write-In Totals	1	0	1	0
Write-In: Di Genova, Trista	0	0	0	0
Not Assigned	1	0	1	0
Total Votes Cast	22	0	22	0

Precinct 065

County Superintendent of Schools

Vote For 1

	TOTAL	Polls	Early Provisional	S
WILLIAMS, DUSTIN	21	0	21	0
Write-In Totals	0	0	0	0
Not Assigned	0	0	0	0
Total Votes Cast	21	0	21	0

County Treasurer

Vote For 1

	TOTAL	Polls	Early Provisional	S
JOHNSON, BRIAN	12	0	12	0
ACKERLEY, CHRIS	11	0	11	0
Write-In Totals	0	0	0	0
Not Assigned	0	0	0	0
Total Votes Cast	23	0	23	0

Constable Precinct 8

Vote For 1

	TOTAL	Polls	Early Provisional	S
TOTH, CHRISTOPHER	11	0	11	0
LAKE, BILL	12	0	12	0
Write-In Totals	0	0	0	0
Not Assigned	0	0	0	0
Total Votes Cast	23	0	23	0

KING, KATHRYN H.

Vote For 1

	TOTAL	Polls	Early Provisional	S
Yes / Si	11	0	11	0
No	11	0	11	0
Total Votes Cast	22	0	22	0

BOLICK, CLINT

Vote For 1

	TOTAL	Polls	Early Provisional	S
Yes / Si	11	0	11	0
No	11	0	11	0
Total Votes Cast	22	0	22	0

ECKERSTROM, PETER J.

Vote For 1

	TOTAL	Polls	Early Provisional	S
Yes / Si	16	0	16	0
No	3	0	3	0
Total Votes Cast	19	0	19	0

Precinct 065

STARING, CHRISTOPHER P.

Vote For 1

	TOTAL	Polls	Early Provisional	S
Yes / Si	16	0	16	0
No	3	0	3	0
Total Votes Cast	19	0	19	0

GRIFFIN, BRENDEN J.

Vote For 1

	TOTAL	Polls	Early Provisional	S
Yes / Si	18	0	18	0
No	1	0	1	0
Total Votes Cast	19	0	19	0

LEE, KENNETH

Vote For 1

	TOTAL	Polls	Early Provisional	S
Yes / Si	18	0	18	0
No	1	0	1	0
Total Votes Cast	19	0	19	0

BRYSON, KYLE A.

Vote For 1

	TOTAL	Polls	Early Provisional	S
Yes / Si	18	0	18	0
No	1	0	1	0
Total Votes Cast	19	0	19	0

COHEN, GARY J.

Vote For 1

	TOTAL	Polls	Early Provisional	S
Yes / Si	18	0	18	0
No	1	0	1	0
Total Votes Cast	19	0	19	0

GORDON, RICHARD E.

Vote For 1

	TOTAL	Polls	Early Provisional	S
Yes / Si	18	0	18	0
No	1	0	1	0
Total Votes Cast	19	0	19	0

Precinct 065

BUTLER, MICHAEL J.

Vote For 1

	TOTAL	Polls	Early Provisional	S
Yes / Si	18	0	18	0
No	1	0	1	0
Total Votes Cast	19	0	19	0

YEHLING, WAYNE E.

Vote For 1

	TOTAL	Polls	Early Provisional	S
Yes / Si	18	0	18	0
No	1	0	1	0
Total Votes Cast	19	0	19	0

CONSTANT, DANIELLE J.K.

Vote For 1

	TOTAL	Polls	Early Provisional	S
Yes / Si	17	0	17	0
No	1	0	1	0
Total Votes Cast	18	0	18	0

METCALF, D. DOUGLAS

Vote For 1

	TOTAL	Polls	Early Provisional	S
Yes / Si	18	0	18	0
No	1	0	1	0
Total Votes Cast	19	0	19	0

MCGINLEY, CASEY F.

Vote For 1

	TOTAL	Polls	Early Provisional	S
Yes / Si	18	0	18	0
No	1	0	1	0
Total Votes Cast	19	0	19	0

SAKALL, GREG

Vote For 1

	TOTAL	Polls	Early Provisional	S
Yes / Si	18	0	18	0
No	1	0	1	0
Total Votes Cast	19	0	19	0

Precinct 065

WAGENER, JOAN L.

Vote For 1

	TOTAL	Polls	Early Provisional	S
Yes / Si	18	0	18	0
No	1	0	1	0
Total Votes Cast	19	0	19	0

JOHNSON, KELLIE L.

Vote For 1

	TOTAL	Polls	Early Provisional	S
Yes / Si	14	0	14	0
No	6	0	6	0
Total Votes Cast	20	0	20	0

ORTIZ, KIMBERLY H.

Vote For 1

	TOTAL	Polls	Early Provisional	S
Yes / Si	18	0	18	0
No	1	0	1	0
Total Votes Cast	19	0	19	0

MCDONALD, SCOTT DAVID

Vote For 1

	TOTAL	Polls	Early Provisional	S
Yes / Si	18	0	18	0
No	1	0	1	0
Total Votes Cast	19	0	19	0

ABRAMS, LISA ILKA

Vote For 1

	TOTAL	Polls	Early Provisional	S
Yes / Si	18	0	18	0
No	1	0	1	0
Total Votes Cast	19	0	19	0

Governing Board - Tanque Verde Unified School District No. 13

Vote For 3

	TOTAL	Polls	Early Provisional	S
BRENT, CHRISTY	0	0	0	0
NEFF, JEFFREY	0	0	0	0
SCHALK, JEREMY	0	0	0	0
VELOSA, ANNE	0	0	0	0
Write-In Totals	0	0	0	0
Not Assigned	0	0	0	0
Total Votes Cast	0	0	0	0

Precinct 065

PROPOSITION 133

Vote For 1

	TOTAL	Polls	Early Provisional	S
Yes / Si	12	0	12	0
No	10	0	10	0
Total Votes Cast	22	0	22	0

PROPOSITION 134

Vote For 1

	TOTAL	Polls	Early Provisional	S
Yes / Si	12	0	12	0
No	10	0	10	0
Total Votes Cast	22	0	22	0

PROPOSITION 135

Vote For 1

	TOTAL	Polls	Early Provisional	S
Yes / Si	6	0	6	0
No	15	0	15	0
Total Votes Cast	21	0	21	0

PROPOSITION 136

Vote For 1

	TOTAL	Polls	Early Provisional	S
Yes / Si	10	0	10	0
No	11	0	11	0
Total Votes Cast	21	0	21	0

PROPOSITION 137

Vote For 1

	TOTAL	Polls	Early Provisional	S
Yes / Si	7	0	7	0
No	14	0	14	0
Total Votes Cast	21	0	21	0

PROPOSITION 138

Vote For 1

	TOTAL	Polls	Early Provisional	S
Yes / Si	7	0	7	0
No	14	0	14	0
Total Votes Cast	21	0	21	0

Precinct 065

PROPOSITION 139

Vote For 1

	TOTAL	Polls	Early Provisional	S
Yes / Si	12	0	12	0
No	11	0	11	0
Total Votes Cast	23	0	23	0

PROPOSITION 140

Vote For 1

	TOTAL	Polls	Early Provisional	S
Yes / Si	1	0	1	0
No	22	0	22	0
Total Votes Cast	23	0	23	0

PROPOSITION 311

Vote For 1

	TOTAL	Polls	Early Provisional	S
Yes / Si	13	0	13	0
No	10	0	10	0
Total Votes Cast	23	0	23	0

PROPOSITION 312

Vote For 1

	TOTAL	Polls	Early Provisional	S
Yes / Si	13	0	13	0
No	10	0	10	0
Total Votes Cast	23	0	23	0

PROPOSITION 313

Vote For 1

	TOTAL	Polls	Early Provisional	S
Yes / Si	12	0	12	0
No	11	0	11	0
Total Votes Cast	23	0	23	0

PROPOSITION 314

Vote For 1

	TOTAL	Polls	Early Provisional	S
Yes / Si	12	0	12	0
No	11	0	11	0
Total Votes Cast	23	0	23	0

Precinct 065

PROPOSITION 315

Vote For 1

	TOTAL	Polls	Early Provisional	S
Yes / Si	8	0	8	0
No	15	0	15	0
Total Votes Cast	23	0	23	0

Summary Results Report
 General Election
 November 5, 2024

OFFICIAL RESULTS
 Summary of Votes Cast
 County of Pima

Precinct 066

Statistics	TOTAL	Polls	Early Provisional	s
Registered Voters - Total	3,503			
Ballots Cast - Total	1,822	358	1,441	23
Ballots Cast - Blank	36	17	17	2
Voter Turnout - Total	52.01%			

Presidential Electors

Vote For 1	TOTAL	Polls	Early Provisional	s
HARRIS, KAMALA D.	1,266	205	1,049	12
TRUMP, DONALD J.	513	144	360	9
OLIVER, CHASE	7	1	6	0
STEIN, JILL	8	4	3	1
Write-In Totals	6	1	5	0
Write-In: Ayyadurai / Ellis	0	0	0	0
Write-In: Boddie / Stoneham	0	0	0	0
Write-In: De la Cruz / Garcia	1	1	0	0
Write-In: Shelton / Serra	0	0	0	0
Write-In: Skousen / Combs	0	0	0	0
Not Assigned	5	0	5	0
Total Votes Cast	1,800	355	1,423	22

U.S. Senator

Vote For 1	TOTAL	Polls	Early Provisional	s
GALLEGO, RUBEN	1,275	209	1,055	11
LAKE, KARI	411	117	285	9
QUINTANA, EDUARDO	81	12	68	1
Write-In Totals	3	1	2	0
Write-In: Williams, Sarah	0	0	0	0
Write-In: Beckett, Christopher	0	0	0	0
Write-In: Sanders, Steven Cavin	0	0	0	0
Write-In: Bozic, David	0	0	0	0
Write-In: Petty, Shawn	0	0	0	0
Write-In: Rodriguez, Benjamin	0	0	0	0
Write-In: Prosser, Jannie "Jannie"	1	0	1	0
Not Assigned	2	1	1	0
Total Votes Cast	1,770	339	1,410	21

U.S. Representative in Congress District 7

Vote For 1	TOTAL	Polls	Early Provisional	s
GRIJALVA, RAÚL M.	1,313	225	1,074	14
BUTIEREZ SR., DANIEL FRANCIS	430	109	313	8
Write-In Totals	1	0	1	0
Not Assigned	1	0	1	0
Total Votes Cast	1,744	334	1,388	22

Summary Results Report
 General Election
 November 5, 2024

OFFICIAL RESULTS
 Summary of Votes Cast
 County of Pima

Precinct 066

State Senator District 21

Vote For 1

	TOTAL	Polls	Early Provisional	s
GABALDÓN, ROSANNA	1,430	252	1,160	18
Write-In Totals	39	11	27	1
Not Assigned	39	11	27	1
Total Votes Cast	1,469	263	1,187	19

State Representative Dist. 21

Vote For 2

	TOTAL	Polls	Early Provisional	s
HERNANDEZ, CONSUELO	1,177	184	982	11
STAHL HAMILTON, STEPHANIE	877	128	743	6
KIBBEY, CHRISTOPHER	431	110	312	9
Write-In Totals	13	2	11	0
Not Assigned	13	2	11	0
Total Votes Cast	2,498	424	2,048	26

Corporation Commissioner

Vote For 3

	TOTAL	Polls	Early Provisional	s
AGUILAR, YLENIA	1,090	171	910	9
HILL, JONATHON	932	116	810	6
POLACHECK, JOSHUA	873	107	759	7
LOPEZ, RENE	410	89	316	5
MARQUEZ PETERSON, LEA	365	84	276	5
WALDEN, RACHEL	330	76	248	6
CEASE, MIKE	68	18	49	1
LUXENBERG, NINA	58	11	47	0
Write-In Totals	3	0	3	0
Write-In: Bertone, Frank	0	0	0	0
Not Assigned	3	0	3	0
Total Votes Cast	4,129	672	3,418	39

Board of Supervisors District 2

Vote For 1

	TOTAL	Polls	Early Provisional	s
HEINZ, MATT	1,265	202	1,050	13
BACKER, JOHN	441	124	309	8
Write-In Totals	2	0	2	0
Not Assigned	2	0	2	0
Total Votes Cast	1,708	326	1,361	21

Precinct 066

County Assessor

Vote For 1

	TOTAL	Polls	Early Provisional	S
DROUBIE, SUZANNE	1,435	255	1,161	19
Write-In Totals	27	10	16	1
Not Assigned	27	10	16	1
Total Votes Cast	1,462	265	1,177	20

County Attorney

Vote For 1

	TOTAL	Polls	Early Provisional	S
CONOVER, LAURA	1,288	229	1,046	13
DRUAN, HOWARD	270	60	202	8
Write-In Totals	15	4	11	0
Not Assigned	15	4	11	0
Total Votes Cast	1,573	293	1,259	21

County Recorder

Vote For 1

	TOTAL	Polls	Early Provisional	S
CÁZARES-KELLY, GABRIELLA	1,269	211	1,045	13
CAMPBELL-GONZALEZ, DOMINIC	421	116	298	7
Write-In Totals	1	0	1	0
Not Assigned	1	0	1	0
Total Votes Cast	1,691	327	1,344	20

County Sheriff

Vote For 1

	TOTAL	Polls	Early Provisional	S
NANOS, CHRIS	1,186	202	972	12
LAPPIN, HEATHER	522	131	383	8
Write-In Totals	1	0	1	0
Write-In: Di Genova, Trista	0	0	0	0
Not Assigned	1	0	1	0
Total Votes Cast	1,709	333	1,356	20

County Superintendent of Schools

Vote For 1

	TOTAL	Polls	Early Provisional	S
WILLIAMS, DUSTIN	1,443	262	1,162	19
Write-In Totals	28	7	20	1
Not Assigned	28	7	20	1
Total Votes Cast	1,471	269	1,182	20

Precinct 066

County Treasurer

Vote For 1

	TOTAL	Polls	Early Provisional	S
JOHNSON, BRIAN	1,220	205	1,001	14
ACKERLEY, CHRIS	473	120	346	7
Write-In Totals	2	1	1	0
Not Assigned	2	1	1	0
Total Votes Cast	1,695	326	1,348	21

Justice of the Peace Precinct 2

Vote For 1

	TOTAL	Polls	Early Provisional	S
CORNEJO, ERICA	1,459	266	1,175	18
Write-In Totals	25	8	17	0
Not Assigned	25	8	17	0
Total Votes Cast	1,484	274	1,192	18

KING, KATHRYN H.

Vote For 1

	TOTAL	Polls	Early Provisional	S
Yes / Si	933	182	739	12
No	593	104	482	7
Total Votes Cast	1,526	286	1,221	19

BOLICK, CLINT

Vote For 1

	TOTAL	Polls	Early Provisional	S
Yes / Si	803	150	645	8
No	663	123	532	8
Total Votes Cast	1,466	273	1,177	16

ECKERSTROM, PETER J.

Vote For 1

	TOTAL	Polls	Early Provisional	S
Yes / Si	1,052	178	865	9
No	427	102	316	9
Total Votes Cast	1,479	280	1,181	18

STARING, CHRISTOPHER P.

Vote For 1

	TOTAL	Polls	Early Provisional	S
Yes / Si	968	169	790	9
No	461	97	357	7
Total Votes Cast	1,429	266	1,147	16

Precinct 066

GRIFFIN, BRENDEN J.

Vote For 1		TOTAL	Polls	Early Provisional	S
Yes / Si		1,019	173	838	8
No		450	105	336	9
Total Votes Cast		1,469	278	1,174	17

LEE, KENNETH

Vote For 1		TOTAL	Polls	Early Provisional	S
Yes / Si		1,012	158	843	11
No		440	112	321	7
Total Votes Cast		1,452	270	1,164	18

BRYSON, KYLE A.

Vote For 1		TOTAL	Polls	Early Provisional	S
Yes / Si		998	171	820	7
No		462	103	348	11
Total Votes Cast		1,460	274	1,168	18

COHEN, GARY J.

Vote For 1		TOTAL	Polls	Early Provisional	S
Yes / Si		974	160	805	9
No		471	108	354	9
Total Votes Cast		1,445	268	1,159	18

GORDON, RICHARD E.

Vote For 1		TOTAL	Polls	Early Provisional	S
Yes / Si		991	167	814	10
No		462	106	348	8
Total Votes Cast		1,453	273	1,162	18

BUTLER, MICHAEL J.

Vote For 1		TOTAL	Polls	Early Provisional	S
Yes / Si		988	162	818	8
No		461	109	342	10
Total Votes Cast		1,449	271	1,160	18

Precinct 066

YEHLING, WAYNE E.

Vote For 1

	TOTAL	Polls	Early Provisional	S
Yes / Si	970	161	801	8
No	475	110	355	10
Total Votes Cast	1,445	271	1,156	18

CONSTANT, DANIELLE J.K.

Vote For 1

	TOTAL	Polls	Early Provisional	S
Yes / Si	992	166	819	7
No	456	106	340	10
Total Votes Cast	1,448	272	1,159	17

METCALF, D. DOUGLAS

Vote For 1

	TOTAL	Polls	Early Provisional	S
Yes / Si	987	162	816	9
No	467	110	348	9
Total Votes Cast	1,454	272	1,164	18

MCGINLEY, CASEY F.

Vote For 1

	TOTAL	Polls	Early Provisional	S
Yes / Si	986	166	813	7
No	457	107	340	10
Total Votes Cast	1,443	273	1,153	17

SAKALL, GREG

Vote For 1

	TOTAL	Polls	Early Provisional	S
Yes / Si	931	150	773	8
No	510	123	377	10
Total Votes Cast	1,441	273	1,150	18

WAGENER, JOAN L.

Vote For 1

	TOTAL	Polls	Early Provisional	S
Yes / Si	986	161	816	9
No	461	112	340	9
Total Votes Cast	1,447	273	1,156	18

Precinct 066

JOHNSON, KELLIE L.

Vote For 1

	TOTAL	Polls	Early Provisional	s
Yes / Si	952	171	773	8
No	494	102	383	9
Total Votes Cast	1,446	273	1,156	17

ORTIZ, KIMBERLY H.

Vote For 1

	TOTAL	Polls	Early Provisional	s
Yes / Si	1,050	182	858	10
No	401	92	301	8
Total Votes Cast	1,451	274	1,159	18

MCDONALD, SCOTT DAVID

Vote For 1

	TOTAL	Polls	Early Provisional	s
Yes / Si	967	168	790	9
No	485	106	370	9
Total Votes Cast	1,452	274	1,160	18

ABRAMS, LISA ILKA

Vote For 1

	TOTAL	Polls	Early Provisional	s
Yes / Si	1,045	182	852	11
No	412	92	313	7
Total Votes Cast	1,457	274	1,165	18

Governing Board - Tucson Unified School District (TUSD) No. 1

Vote For 3

	TOTAL	Polls	Early Provisional	s
ACOSTA RUIZ, PILAR	894	147	738	9
FLORES, ESTEBAN	733	125	599	9
LUNA ROSE, NATALIE	948	134	805	9
SHAH, RAVI	396	50	343	3
SHAW, SADIE	499	64	430	5
Write-In Totals	18	3	15	0
Not Assigned	18	3	15	0
Total Votes Cast	3,488	523	2,930	35

PROPOSITION 133

Vote For 1

	TOTAL	Polls	Early Provisional	s
Yes / Si	602	137	454	11
No	993	172	812	9
Total Votes Cast	1,595	309	1,266	20

Precinct 066

PROPOSITION 134

Vote For 1				
	TOTAL	Polls	Early Provisional	S
Yes / Si	522	117	397	8
No	1,070	185	873	12
Total Votes Cast	1,592	302	1,270	20

PROPOSITION 135

Vote For 1				
	TOTAL	Polls	Early Provisional	S
Yes / Si	609	143	454	12
No	938	154	776	8
Total Votes Cast	1,547	297	1,230	20

PROPOSITION 136

Vote For 1				
	TOTAL	Polls	Early Provisional	S
Yes / Si	473	111	352	10
No	1,092	182	900	10
Total Votes Cast	1,565	293	1,252	20

PROPOSITION 137

Vote For 1				
	TOTAL	Polls	Early Provisional	S
Yes / Si	381	88	287	6
No	1,154	205	936	13
Total Votes Cast	1,535	293	1,223	19

PROPOSITION 138

Vote For 1				
	TOTAL	Polls	Early Provisional	S
Yes / Si	293	77	212	4
No	1,331	239	1,076	16
Total Votes Cast	1,624	316	1,288	20

PROPOSITION 139

Vote For 1				
	TOTAL	Polls	Early Provisional	S
Yes / Si	1,295	228	1,055	12
No	441	108	325	8
Total Votes Cast	1,736	336	1,380	20

Precinct 066

PROPOSITION 140

Vote For 1

	TOTAL	Polls	Early Provisional	S
Yes / Si	851	175	664	12
No	829	142	679	8
Total Votes Cast	1,680	317	1,343	20

PROPOSITION 311

Vote For 1

	TOTAL	Polls	Early Provisional	S
Yes / Si	1,097	241	841	15
No	602	86	511	5
Total Votes Cast	1,699	327	1,352	20

PROPOSITION 312

Vote For 1

	TOTAL	Polls	Early Provisional	S
Yes / Si	895	190	691	14
No	786	133	647	6
Total Votes Cast	1,681	323	1,338	20

PROPOSITION 313

Vote For 1

	TOTAL	Polls	Early Provisional	S
Yes / Si	1,015	209	794	12
No	623	97	521	5
Total Votes Cast	1,638	306	1,315	17

PROPOSITION 314

Vote For 1

	TOTAL	Polls	Early Provisional	S
Yes / Si	747	155	585	7
No	871	150	711	10
Total Votes Cast	1,618	305	1,296	17

PROPOSITION 315

Vote For 1

	TOTAL	Polls	Early Provisional	S
Yes / Si	540	115	415	10
No	1,037	177	853	7
Total Votes Cast	1,577	292	1,268	17

Summary Results Report
 General Election
 November 5, 2024

OFFICIAL RESULTS
 Summary of Votes Cast
 County of Pima

Precinct 067

Statistics	TOTAL	Polls	Early Provisional	s
Registered Voters - Total	3,061			
Ballots Cast - Total	2,103	327	1,739	37
Ballots Cast - Blank	39	13	25	1
Voter Turnout - Total	68.70%			

Presidential Electors

Vote For 1	TOTAL	Polls	Early Provisional	s
HARRIS, KAMALA D.	1,481	184	1,273	24
TRUMP, DONALD J.	561	129	420	12
OLIVER, CHASE	10	0	10	0
STEIN, JILL	29	3	25	1
Write-In Totals	6	3	3	0
Write-In: Ayyadurai / Ellis	0	0	0	0
Write-In: Boddie / Stoneham	0	0	0	0
Write-In: De la Cruz / Garcia	2	0	2	0
Write-In: Shelton / Serra	0	0	0	0
Write-In: Skousen / Combs	0	0	0	0
Not Assigned	4	3	1	0
Total Votes Cast	2,087	319	1,731	37

U.S. Senator

Vote For 1	TOTAL	Polls	Early Provisional	s
GALLEGO, RUBEN	1,474	183	1,268	23
LAKE, KARI	482	113	359	10
QUINTANA, EDUARDO	83	19	62	2
Write-In Totals	2	1	1	0
Write-In: Williams, Sarah	0	0	0	0
Write-In: Beckett, Christopher	0	0	0	0
Write-In: Sanders, Steven Cavin	0	0	0	0
Write-In: Bozic, David	0	0	0	0
Write-In: Petty, Shawn	0	0	0	0
Write-In: Rodriguez, Benjamin	0	0	0	0
Write-In: Prosser, Jannie "Jannie"	0	0	0	0
Not Assigned	2	1	1	0
Total Votes Cast	2,041	316	1,690	35

Precinct 067

U.S. Representative in Congress District 6

Vote For 1

	TOTAL	Polls	Early Provisional	s
ENGEL, KIRSTEN	1,411	173	1,220	18
CISCOMANI, JUAN	513	113	389	11
EASTWOOD, ATHENA	89	19	68	2
Write-In Totals	4	1	3	0
Write-In: Pozzolo, Luis	1	0	1	0
Not Assigned	3	1	2	0
Total Votes Cast	2,017	306	1,680	31

State Senator District 18

Vote For 1

	TOTAL	Polls	Early Provisional	s
SUNDARESHAN, PRIYA	1,577	216	1,337	24
Write-In Totals	62	14	48	0
Not Assigned	62	14	48	0
Total Votes Cast	1,639	230	1,385	24

State Representative Dist. 18

Vote For 2

	TOTAL	Polls	Early Provisional	s
GUTIERREZ, NANCY	1,363	168	1,178	17
MATHIS, CHRIS	1,104	114	978	12
ROSENBLUM, LEONARD "LEN"	511	110	392	9
Write-In Totals	17	3	14	0
Not Assigned	17	3	14	0
Total Votes Cast	2,995	395	2,562	38

Corporation Commissioner

Vote For 3

	TOTAL	Polls	Early Provisional	s
AGUILAR, YLENIA	1,313	148	1,144	21
HILL, JONATHON	1,161	116	1,033	12
POLACHECK, JOSHUA	1,120	105	1,001	14
LOPEZ, RENE	410	85	319	6
MARQUEZ PETERSON, LEA	383	66	311	6
WALDEN, RACHEL	421	81	336	4
CEASE, MIKE	95	17	74	4
LUXENBERG, NINA	124	18	104	2
Write-In Totals	6	4	2	0
Write-In: Bertone, Frank	0	0	0	0
Not Assigned	6	4	2	0
Total Votes Cast	5,033	640	4,324	69

Precinct 067

Board of Supervisors District 3

Vote For 1

	TOTAL	Polls	Early Provisional	s
ALLEN, JENNIFER "JEN"	1,352	160	1,175	17
WITTENBRAKER, JANET "JL"	498	106	383	9
BAH, IMAN-UTOPIA LAYJOU	111	25	83	3
Write-In Totals	1	1	0	0
Not Assigned	1	1	0	0
Total Votes Cast	1,962	292	1,641	29

County Assessor

Vote For 1

	TOTAL	Polls	Early Provisional	s
DROUBIE, SUZANNE	1,589	221	1,343	25
Write-In Totals	49	13	36	0
Not Assigned	49	13	36	0
Total Votes Cast	1,638	234	1,379	25

County Attorney

Vote For 1

	TOTAL	Polls	Early Provisional	s
CONOVER, LAURA	1,400	179	1,201	20
DRUAN, HOWARD	318	72	239	7
Write-In Totals	28	7	21	0
Not Assigned	28	7	21	0
Total Votes Cast	1,746	258	1,461	27

County Recorder

Vote For 1

	TOTAL	Polls	Early Provisional	s
CÁZARES-KELLY, GABRIELLA	1,452	180	1,248	24
CAMPBELL-GONZALEZ, DOMINIC	485	104	375	6
Write-In Totals	2	1	1	0
Not Assigned	2	1	1	0
Total Votes Cast	1,939	285	1,624	30

County Sheriff

Vote For 1

	TOTAL	Polls	Early Provisional	s
NANOS, CHRIS	1,254	158	1,077	19
LAPPIN, HEATHER	699	130	556	13
Write-In Totals	10	4	6	0
Write-In: Di Genova, Trista	0	0	0	0
Not Assigned	10	4	6	0
Total Votes Cast	1,963	292	1,639	32

Precinct 067

County Superintendent of Schools

Vote For 1

	TOTAL	Polls	Early Provisional	S
WILLIAMS, DUSTIN	1,589	218	1,345	26
Write-In Totals	50	10	40	0
Not Assigned	50	10	40	0
Total Votes Cast	1,639	228	1,385	26

County Treasurer

Vote For 1

	TOTAL	Polls	Early Provisional	S
JOHNSON, BRIAN	1,375	161	1,193	21
ACKERLEY, CHRIS	570	127	434	9
Write-In Totals	2	2	0	0
Not Assigned	2	2	0	0
Total Votes Cast	1,947	290	1,627	30

Justice of the Peace Precinct 6

Vote For 1

	TOTAL	Polls	Early Provisional	S
BALL, ALEXANDER	1,585	217	1,344	24
Write-In Totals	50	12	38	0
Not Assigned	50	12	38	0
Total Votes Cast	1,635	229	1,382	24

Constable Precinct 6

Vote For 1

	TOTAL	Polls	Early Provisional	S
BERNAL, BENNETT L.	1,566	214	1,327	25
Write-In Totals	48	11	37	0
Not Assigned	48	11	37	0
Total Votes Cast	1,614	225	1,364	25

KING, KATHRYN H.

Vote For 1

	TOTAL	Polls	Early Provisional	S
Yes / Si	741	129	600	12
No	964	114	836	14
Total Votes Cast	1,705	243	1,436	26

BOLICK, CLINT

Vote For 1

	TOTAL	Polls	Early Provisional	S
Yes / Si	670	119	540	11
No	1,010	122	874	14
Total Votes Cast	1,680	241	1,414	25

Precinct 067

ECKERSTROM, PETER J.

Vote For 1

	TOTAL	Polls	Early Provisional	S
Yes / Si	1,140	156	969	15
No	420	80	330	10
Total Votes Cast	1,560	236	1,299	25

STARING, CHRISTOPHER P.

Vote For 1

	TOTAL	Polls	Early Provisional	S
Yes / Si	992	148	832	12
No	541	83	447	11
Total Votes Cast	1,533	231	1,279	23

GRIFFIN, BRENDEN J.

Vote For 1

	TOTAL	Polls	Early Provisional	S
Yes / Si	1,017	139	863	15
No	514	87	419	8
Total Votes Cast	1,531	226	1,282	23

LEE, KENNETH

Vote For 1

	TOTAL	Polls	Early Provisional	S
Yes / Si	1,040	133	892	15
No	484	92	384	8
Total Votes Cast	1,524	225	1,276	23

BRYSON, KYLE A.

Vote For 1

	TOTAL	Polls	Early Provisional	S
Yes / Si	1,048	137	898	13
No	471	88	373	10
Total Votes Cast	1,519	225	1,271	23

COHEN, GARY J.

Vote For 1

	TOTAL	Polls	Early Provisional	S
Yes / Si	1,010	134	863	13
No	507	88	409	10
Total Votes Cast	1,517	222	1,272	23

Precinct 067

GORDON, RICHARD E.

Vote For 1		TOTAL	Polls	Early Provisional	S
Yes / Si		1,024	137	874	13
No		483	84	389	10
Total Votes Cast		1,507	221	1,263	23

BUTLER, MICHAEL J.

Vote For 1		TOTAL	Polls	Early Provisional	S
Yes / Si		1,028	135	878	15
No		489	90	391	8
Total Votes Cast		1,517	225	1,269	23

YEHLING, WAYNE E.

Vote For 1		TOTAL	Polls	Early Provisional	S
Yes / Si		997	136	848	13
No		509	87	414	8
Total Votes Cast		1,506	223	1,262	21

CONSTANT, DANIELLE J.K.

Vote For 1		TOTAL	Polls	Early Provisional	S
Yes / Si		987	133	842	12
No		521	89	422	10
Total Votes Cast		1,508	222	1,264	22

METCALF, D. DOUGLAS

Vote For 1		TOTAL	Polls	Early Provisional	S
Yes / Si		1,015	135	868	12
No		483	86	387	10
Total Votes Cast		1,498	221	1,255	22

MCGINLEY, CASEY F.

Vote For 1		TOTAL	Polls	Early Provisional	S
Yes / Si		1,021	134	873	14
No		484	88	388	8
Total Votes Cast		1,505	222	1,261	22

Precinct 067

SAKALL, GREG

Vote For 1

	TOTAL	Polls	Early Provisional	S
Yes / Si	989	132	845	12
No	520	93	417	10
Total Votes Cast	1,509	225	1,262	22

WAGENER, JOAN L.

Vote For 1

	TOTAL	Polls	Early Provisional	S
Yes / Si	1,008	138	856	14
No	497	85	404	8
Total Votes Cast	1,505	223	1,260	22

JOHNSON, KELLIE L.

Vote For 1

	TOTAL	Polls	Early Provisional	S
Yes / Si	820	118	688	14
No	726	106	611	9
Total Votes Cast	1,546	224	1,299	23

ORTIZ, KIMBERLY H.

Vote For 1

	TOTAL	Polls	Early Provisional	S
Yes / Si	1,025	139	870	16
No	480	81	393	6
Total Votes Cast	1,505	220	1,263	22

MCDONALD, SCOTT DAVID

Vote For 1

	TOTAL	Polls	Early Provisional	S
Yes / Si	954	123	818	13
No	545	96	441	8
Total Votes Cast	1,499	219	1,259	21

ABRAMS, LISA ILKA

Vote For 1

	TOTAL	Polls	Early Provisional	S
Yes / Si	1,037	137	883	17
No	467	81	380	6
Total Votes Cast	1,504	218	1,263	23

Precinct 067

Governing Board - Tucson Unified School District (TUSD) No. 1

Vote For 3

	TOTAL	Polls	Early Provisional	s
ACOSTA RUIZ, PILAR	528	78	442	8
FLORES, ESTEBAN	511	84	418	9
LUNA ROSE, NATALIE	1,030	118	893	19
SHAH, RAVI	802	75	716	11
SHAW, SADIE	875	101	766	8
Write-In Totals	26	4	22	0
Not Assigned	26	4	22	0
Total Votes Cast	3,772	460	3,257	55

Board of Governors - Pima Community College Dist. 3

Vote For 1

	TOTAL	Polls	Early Provisional	s
GARCIA, MARIA DE LA LUZ	729	114	596	19
RANDALL, KRISTEN	733	101	623	9
Write-In Totals	15	3	12	0
Not Assigned	15	3	12	0
Total Votes Cast	1,477	218	1,231	28

PROPOSITION 133

Vote For 1

	TOTAL	Polls	Early Provisional	s
Yes / Si	540	91	442	7
No	1,305	182	1,102	21
Total Votes Cast	1,845	273	1,544	28

PROPOSITION 134

Vote For 1

	TOTAL	Polls	Early Provisional	s
Yes / Si	497	85	405	7
No	1,357	186	1,149	22
Total Votes Cast	1,854	271	1,554	29

PROPOSITION 135

Vote For 1

	TOTAL	Polls	Early Provisional	s
Yes / Si	584	115	457	12
No	1,245	156	1,072	17
Total Votes Cast	1,829	271	1,529	29

Precinct 067

PROPOSITION 136

Vote For 1				
	TOTAL	Polls	Early Provisional	S
Yes / Si	445	78	357	10
No	1,367	185	1,164	18
Total Votes Cast	1,812	263	1,521	28

PROPOSITION 137

Vote For 1				
	TOTAL	Polls	Early Provisional	S
Yes / Si	260	44	213	3
No	1,567	223	1,319	25
Total Votes Cast	1,827	267	1,532	28

PROPOSITION 138

Vote For 1				
	TOTAL	Polls	Early Provisional	S
Yes / Si	262	48	208	6
No	1,634	237	1,373	24
Total Votes Cast	1,896	285	1,581	30

PROPOSITION 139

Vote For 1				
	TOTAL	Polls	Early Provisional	S
Yes / Si	1,634	225	1,383	26
No	367	79	280	8
Total Votes Cast	2,001	304	1,663	34

PROPOSITION 140

Vote For 1				
	TOTAL	Polls	Early Provisional	S
Yes / Si	923	156	750	17
No	1,011	135	863	13
Total Votes Cast	1,934	291	1,613	30

PROPOSITION 311

Vote For 1				
	TOTAL	Polls	Early Provisional	S
Yes / Si	994	178	793	23
No	939	110	821	8
Total Votes Cast	1,933	288	1,614	31

Precinct 067

PROPOSITION 312

Vote For 1

	TOTAL	Polls	Early Provisional	S
Yes / Si	859	150	693	16
No	1,058	137	908	13
Total Votes Cast	1,917	287	1,601	29

PROPOSITION 313

Vote For 1

	TOTAL	Polls	Early Provisional	S
Yes / Si	952	162	770	20
No	906	107	791	8
Total Votes Cast	1,858	269	1,561	28

PROPOSITION 314

Vote For 1

	TOTAL	Polls	Early Provisional	S
Yes / Si	799	142	645	12
No	1,045	128	901	16
Total Votes Cast	1,844	270	1,546	28

PROPOSITION 315

Vote For 1

	TOTAL	Polls	Early Provisional	S
Yes / Si	581	98	472	11
No	1,208	162	1,030	16
Total Votes Cast	1,789	260	1,502	27

Summary Results Report
 General Election
 November 5, 2024

OFFICIAL RESULTS
 Summary of Votes Cast
 County of Pima

Precinct 068

Statistics	TOTAL	Polls	Early Provisional	s
Registered Voters - Total	1,504			
Ballots Cast - Total	1,226	106	1,113	7
Ballots Cast - Blank	16	4	10	2
Voter Turnout - Total	81.52%			

Presidential Electors

Vote For 1	TOTAL	Polls	Early Provisional	s
HARRIS, KAMALA D.	950	65	879	6
TRUMP, DONALD J.	241	36	204	1
OLIVER, CHASE	2	0	2	0
STEIN, JILL	17	4	13	0
Write-In Totals	8	1	7	0
Write-In: Ayyadurai / Ellis	0	0	0	0
Write-In: Boddie / Stoneham	0	0	0	0
Write-In: De la Cruz / Garcia	1	0	1	0
Write-In: Shelton / Serra	0	0	0	0
Write-In: Skousen / Combs	0	0	0	0
Not Assigned	7	1	6	0
Total Votes Cast	1,218	106	1,105	7

U.S. Senator

Vote For 1	TOTAL	Polls	Early Provisional	s
GALLEGO, RUBEN	944	63	877	4
LAKE, KARI	220	33	186	1
QUINTANA, EDUARDO	34	5	28	1
Write-In Totals	3	1	2	0
Write-In: Williams, Sarah	0	0	0	0
Write-In: Beckett, Christopher	0	0	0	0
Write-In: Sanders, Steven Cavin	0	0	0	0
Write-In: Bozic, David	0	0	0	0
Write-In: Petty, Shawn	0	0	0	0
Write-In: Rodriguez, Benjamin	0	0	0	0
Write-In: Prosser, Jannie "Jannie"	0	0	0	0
Not Assigned	3	1	2	0
Total Votes Cast	1,201	102	1,093	6

U.S. Representative in Congress District 7

Vote For 1	TOTAL	Polls	Early Provisional	s
GRIJALVA, RAÚL M.	930	57	868	5
BUTIEREZ SR., DANIEL FRANCIS	248	41	207	0
Write-In Totals	2	0	2	0
Not Assigned	2	0	2	0
Total Votes Cast	1,180	98	1,077	5

Precinct 068

State Senator District 20

Vote For 1

	TOTAL	Polls	Early Provisional	S
GONZALES, SALLY ANN	970	68	898	4
Write-In Totals	26	5	21	0
Not Assigned	26	5	21	0
Total Votes Cast	996	73	919	4

State Representative Dist. 20

Vote For 2

	TOTAL	Polls	Early Provisional	S
HERNANDEZ, ALMA	852	60	790	2
VILLEGAS, BETTY	789	33	754	2
Write-In Totals	29	7	22	0
Not Assigned	29	7	22	0
Total Votes Cast	1,670	100	1,566	4

Corporation Commissioner

Vote For 3

	TOTAL	Polls	Early Provisional	S
AGUILAR, YLENIA	834	44	787	3
HILL, JONATHON	819	45	773	1
POLACHECK, JOSHUA	766	35	729	2
LOPEZ, RENE	208	26	182	0
MARQUEZ PETERSON, LEA	227	27	200	0
WALDEN, RACHEL	211	28	182	1
CEASE, MIKE	44	5	39	0
LUXENBERG, NINA	53	7	46	0
Write-In Totals	7	3	4	0
Write-In: Bertone, Frank	0	0	0	0
Not Assigned	7	3	4	0
Total Votes Cast	3,169	220	2,942	7

Board of Supervisors District 3

Vote For 1

	TOTAL	Polls	Early Provisional	S
ALLEN, JENNIFER "JEN"	848	50	794	4
WITTENBRAKER, JANET "JL"	242	36	205	1
BAH, IMAN-UTOPIA LAYJOU	75	8	67	0
Write-In Totals	3	1	2	0
Not Assigned	3	1	2	0
Total Votes Cast	1,168	95	1,068	5

Precinct 068

County Assessor

Vote For 1

	TOTAL	Polls	Early Provisional	S
DROUBIE, SUZANNE	954	62	888	4
Write-In Totals	17	4	13	0
Not Assigned	17	4	13	0
Total Votes Cast	971	66	901	4

County Attorney

Vote For 1

	TOTAL	Polls	Early Provisional	S
CONOVER, LAURA	879	56	819	4
DRUAN, HOWARD	162	22	139	1
Write-In Totals	12	2	10	0
Not Assigned	12	2	10	0
Total Votes Cast	1,053	80	968	5

County Recorder

Vote For 1

	TOTAL	Polls	Early Provisional	S
CÁZARES-KELLY, GABRIELLA	915	54	857	4
CAMPBELL-GONZALEZ, DOMINIC	227	34	192	1
Write-In Totals	4	1	3	0
Not Assigned	4	1	3	0
Total Votes Cast	1,146	89	1,052	5

County Sheriff

Vote For 1

	TOTAL	Polls	Early Provisional	S
NANOS, CHRIS	757	50	704	3
LAPPIN, HEATHER	358	41	315	2
Write-In Totals	13	2	11	0
Write-In: Di Genova, Trista	1	0	1	0
Not Assigned	12	2	10	0
Total Votes Cast	1,128	93	1,030	5

County Superintendent of Schools

Vote For 1

	TOTAL	Polls	Early Provisional	S
WILLIAMS, DUSTIN	937	59	875	3
Write-In Totals	17	4	13	0
Not Assigned	17	4	13	0
Total Votes Cast	954	63	888	3

Precinct 068

County Treasurer

Vote For 1

	TOTAL	Polls	Early Provisional	S
JOHNSON, BRIAN	862	50	808	4
ACKERLEY, CHRIS	277	43	233	1
Write-In Totals	3	1	2	0
Not Assigned	3	1	2	0
Total Votes Cast	1,142	94	1,043	5

Justice of the Peace Precinct 6

Vote For 1

	TOTAL	Polls	Early Provisional	S
BALL, ALEXANDER	933	59	871	3
Write-In Totals	21	6	14	1
Not Assigned	21	6	14	1
Total Votes Cast	954	65	885	4

Constable Precinct 6

Vote For 1

	TOTAL	Polls	Early Provisional	S
BERNAL, BENNETT L.	931	62	866	3
Write-In Totals	16	4	12	0
Not Assigned	16	4	12	0
Total Votes Cast	947	66	878	3

KING, KATHRYN H.

Vote For 1

	TOTAL	Polls	Early Provisional	S
Yes / Si	358	37	320	1
No	665	44	618	3
Total Votes Cast	1,023	81	938	4

BOLICK, CLINT

Vote For 1

	TOTAL	Polls	Early Provisional	S
Yes / Si	329	35	293	1
No	689	44	642	3
Total Votes Cast	1,018	79	935	4

ECKERSTROM, PETER J.

Vote For 1

	TOTAL	Polls	Early Provisional	S
Yes / Si	692	43	648	1
No	220	26	192	2
Total Votes Cast	912	69	840	3

Precinct 068

STARING, CHRISTOPHER P.

Vote For 1				
	TOTAL	Polls	Early Provisional	S
Yes / Si	611	42	568	1
No	286	26	258	2
Total Votes Cast	897	68	826	3

GRIFFIN, BRENDEN J.

Vote For 1				
	TOTAL	Polls	Early Provisional	S
Yes / Si	612	46	565	1
No	262	24	236	2
Total Votes Cast	874	70	801	3

LEE, KENNETH

Vote For 1				
	TOTAL	Polls	Early Provisional	S
Yes / Si	628	44	583	1
No	242	24	216	2
Total Votes Cast	870	68	799	3

BRYSON, KYLE A.

Vote For 1				
	TOTAL	Polls	Early Provisional	S
Yes / Si	629	46	582	1
No	239	23	214	2
Total Votes Cast	868	69	796	3

COHEN, GARY J.

Vote For 1				
	TOTAL	Polls	Early Provisional	S
Yes / Si	614	44	569	1
No	251	25	224	2
Total Votes Cast	865	69	793	3

GORDON, RICHARD E.

Vote For 1				
	TOTAL	Polls	Early Provisional	S
Yes / Si	629	44	584	1
No	235	25	208	2
Total Votes Cast	864	69	792	3

Precinct 068

BUTLER, MICHAEL J.

Vote For 1

	TOTAL	Polls	Early Provisional	S
Yes / Si	641	46	594	1
No	228	24	202	2
Total Votes Cast	869	70	796	3

YEHLING, WAYNE E.

Vote For 1

	TOTAL	Polls	Early Provisional	S
Yes / Si	614	43	570	1
No	252	26	224	2
Total Votes Cast	866	69	794	3

CONSTANT, DANIELLE J.K.

Vote For 1

	TOTAL	Polls	Early Provisional	S
Yes / Si	614	45	568	1
No	253	23	228	2
Total Votes Cast	867	68	796	3

METCALF, D. DOUGLAS

Vote For 1

	TOTAL	Polls	Early Provisional	S
Yes / Si	629	45	583	1
No	239	25	212	2
Total Votes Cast	868	70	795	3

MCGINLEY, CASEY F.

Vote For 1

	TOTAL	Polls	Early Provisional	S
Yes / Si	636	45	590	1
No	233	23	208	2
Total Votes Cast	869	68	798	3

SAKALL, GREG

Vote For 1

	TOTAL	Polls	Early Provisional	S
Yes / Si	589	44	544	1
No	283	25	256	2
Total Votes Cast	872	69	800	3

Precinct 068

WAGENER, JOAN L.

Vote For 1

	TOTAL	Polls	Early Provisional	S
Yes / Si	632	46	585	1
No	234	26	206	2
Total Votes Cast	866	72	791	3

JOHNSON, KELLIE L.

Vote For 1

	TOTAL	Polls	Early Provisional	S
Yes / Si	459	38	421	0
No	429	30	396	3
Total Votes Cast	888	68	817	3

ORTIZ, KIMBERLY H.

Vote For 1

	TOTAL	Polls	Early Provisional	S
Yes / Si	641	47	593	1
No	220	21	198	1
Total Votes Cast	861	68	791	2

MCDONALD, SCOTT DAVID

Vote For 1

	TOTAL	Polls	Early Provisional	S
Yes / Si	580	45	534	1
No	284	22	260	2
Total Votes Cast	864	67	794	3

ABRAMS, LISA ILKA

Vote For 1

	TOTAL	Polls	Early Provisional	S
Yes / Si	649	44	604	1
No	217	25	190	2
Total Votes Cast	866	69	794	3

Governing Board - Tucson Unified School District (TUSD) No. 1

Vote For 3

	TOTAL	Polls	Early Provisional	S
ACOSTA RUIZ, PILAR	272	30	242	0
FLORES, ESTEBAN	206	23	182	1
LUNA ROSE, NATALIE	668	27	640	1
SHAH, RAVI	607	23	583	1
SHAW, SADIE	636	33	602	1
Write-In Totals	8	3	5	0
Not Assigned	8	3	5	0
Total Votes Cast	2,397	139	2,254	4

Precinct 068

Board of Governors - Pima Community College Dist. 3

Vote For 1

	TOTAL	Polls	Early Provisional	S
GARCIA, MARIA DE LA LUZ	274	24	248	2
RANDALL, KRISTEN	554	38	514	2
Write-In Totals	8	1	7	0
Not Assigned	8	1	7	0
Total Votes Cast	836	63	769	4

PROPOSITION 133

Vote For 1

	TOTAL	Polls	Early Provisional	S
Yes / Si	212	32	180	0
No	900	62	834	4
Total Votes Cast	1,112	94	1,014	4

PROPOSITION 134

Vote For 1

	TOTAL	Polls	Early Provisional	S
Yes / Si	219	25	194	0
No	898	67	827	4
Total Votes Cast	1,117	92	1,021	4

PROPOSITION 135

Vote For 1

	TOTAL	Polls	Early Provisional	S
Yes / Si	286	43	242	1
No	818	50	765	3
Total Votes Cast	1,104	93	1,007	4

PROPOSITION 136

Vote For 1

	TOTAL	Polls	Early Provisional	S
Yes / Si	191	28	163	0
No	899	61	834	4
Total Votes Cast	1,090	89	997	4

PROPOSITION 137

Vote For 1

	TOTAL	Polls	Early Provisional	S
Yes / Si	102	13	89	0
No	1,007	79	924	4
Total Votes Cast	1,109	92	1,013	4

Precinct 068

PROPOSITION 138

Vote For 1

	TOTAL	Polls	Early Provisional	S
Yes / Si	162	17	144	1
No	973	80	890	3
Total Votes Cast	1,135	97	1,034	4

PROPOSITION 139

Vote For 1

	TOTAL	Polls	Early Provisional	S
Yes / Si	1,001	74	923	4
No	183	25	158	0
Total Votes Cast	1,184	99	1,081	4

PROPOSITION 140

Vote For 1

	TOTAL	Polls	Early Provisional	S
Yes / Si	461	49	410	2
No	702	48	652	2
Total Votes Cast	1,163	97	1,062	4

PROPOSITION 311

Vote For 1

	TOTAL	Polls	Early Provisional	S
Yes / Si	426	51	374	1
No	739	45	691	3
Total Votes Cast	1,165	96	1,065	4

PROPOSITION 312

Vote For 1

	TOTAL	Polls	Early Provisional	S
Yes / Si	401	55	345	1
No	755	41	711	3
Total Votes Cast	1,156	96	1,056	4

PROPOSITION 313

Vote For 1

	TOTAL	Polls	Early Provisional	S
Yes / Si	406	49	356	1
No	716	44	669	3
Total Votes Cast	1,122	93	1,025	4

Precinct 068

PROPOSITION 314

Vote For 1

	TOTAL	Polls	Early Provisional	S
Yes / Si	360	48	311	1
No	758	46	709	3
Total Votes Cast	1,118	94	1,020	4

PROPOSITION 315

Vote For 1

	TOTAL	Polls	Early Provisional	S
Yes / Si	269	40	229	0
No	827	51	772	4
Total Votes Cast	1,096	91	1,001	4

Summary Results Report
 General Election
 November 5, 2024

OFFICIAL RESULTS
 Summary of Votes Cast
 County of Pima

Precinct 069

Statistics	TOTAL	Polls	Early Provisional	s
Registered Voters - Total	4,314			
Ballots Cast - Total	3,699	366	3,306	27
Ballots Cast - Blank	70	12	57	1
Voter Turnout - Total	85.74%			

Presidential Electors

Vote For 1	TOTAL	Polls	Early Provisional	s
HARRIS, KAMALA D.	2,193	152	2,027	14
TRUMP, DONALD J.	1,417	202	1,202	13
OLIVER, CHASE	21	3	18	0
STEIN, JILL	30	7	23	0
Write-In Totals	12	1	11	0
Write-In: Ayyadurai / Ellis	0	0	0	0
Write-In: Boddie / Stoneham	0	0	0	0
Write-In: De la Cruz / Garcia	1	0	1	0
Write-In: Shelton / Serra	0	0	0	0
Write-In: Skousen / Combs	0	0	0	0
Not Assigned	11	1	10	0
Total Votes Cast	3,673	365	3,281	27

U.S. Senator

Vote For 1	TOTAL	Polls	Early Provisional	s
GALLEGO, RUBEN	2,230	166	2,049	15
LAKE, KARI	1,288	172	1,107	9
QUINTANA, EDUARDO	91	20	70	1
Write-In Totals	7	1	6	0
Write-In: Williams, Sarah	0	0	0	0
Write-In: Beckett, Christopher	0	0	0	0
Write-In: Sanders, Steven Cavin	1	0	1	0
Write-In: Bozic, David	0	0	0	0
Write-In: Petty, Shawn	0	0	0	0
Write-In: Rodriguez, Benjamin	0	0	0	0
Write-In: Prosser, Jannie "Jannie"	0	0	0	0
Not Assigned	6	1	5	0
Total Votes Cast	3,616	359	3,232	25

Summary Results Report
 General Election
 November 5, 2024

OFFICIAL RESULTS
 Summary of Votes Cast
 County of Pima

Precinct 069

U.S. Representative in Congress District 6

Vote For 1

	TOTAL	Polls	Early Provisional	s
ENGEL, KIRSTEN	2,096	153	1,932	11
CISCOMANI, JUAN	1,380	175	1,197	8
EASTWOOD, ATHENA	115	26	88	1
Write-In Totals	2	1	1	0
Write-In: Pozzolo, Luis	0	0	0	0
Not Assigned	2	1	1	0
Total Votes Cast	3,593	355	3,218	20

State Senator District 18

Vote For 1

	TOTAL	Polls	Early Provisional	s
SUNDARESHAN, PRIYA	2,403	218	2,174	11
Write-In Totals	94	13	81	0
Not Assigned	94	13	81	0
Total Votes Cast	2,497	231	2,255	11

State Representative Dist. 18

Vote For 2

	TOTAL	Polls	Early Provisional	s
GUTIERREZ, NANCY	1,900	138	1,754	8
MATHIS, CHRIS	1,896	114	1,775	7
ROSENBLUM, LEONARD "LEN"	1,393	177	1,207	9
Write-In Totals	38	9	29	0
Not Assigned	38	9	29	0
Total Votes Cast	5,227	438	4,765	24

Corporation Commissioner

Vote For 3

	TOTAL	Polls	Early Provisional	s
AGUILAR, YLENIA	1,856	118	1,730	8
HILL, JONATHON	1,860	101	1,752	7
POLACHECK, JOSHUA	1,799	93	1,696	10
LOPEZ, RENE	1,158	129	1,023	6
MARQUEZ PETERSON, LEA	1,219	125	1,090	4
WALDEN, RACHEL	1,278	163	1,108	7
CEASE, MIKE	103	18	84	1
LUXENBERG, NINA	138	19	119	0
Write-In Totals	6	4	2	0
Write-In: Bertone, Frank	0	0	0	0
Not Assigned	6	4	2	0
Total Votes Cast	9,417	770	8,604	43

Precinct 069

Board of Supervisors District 4

Vote For 1

	TOTAL	Polls	Early Provisional	S
BECHTOL, VANESSA	2,019	144	1,865	10
CHRISTY, STEPHEN W. "STEVE"	1,471	189	1,273	9
Write-In Totals	5	4	1	0
Not Assigned	5	4	1	0
Total Votes Cast	3,495	337	3,139	19

County Assessor

Vote For 1

	TOTAL	Polls	Early Provisional	S
DROUBIE, SUZANNE	2,436	216	2,204	16
Write-In Totals	75	10	65	0
Not Assigned	75	10	65	0
Total Votes Cast	2,511	226	2,269	16

County Attorney

Vote For 1

	TOTAL	Polls	Early Provisional	S
CONOVER, LAURA	2,195	169	2,013	13
DRUAN, HOWARD	594	97	493	4
Write-In Totals	46	5	41	0
Not Assigned	46	5	41	0
Total Votes Cast	2,835	271	2,547	17

County Recorder

Vote For 1

	TOTAL	Polls	Early Provisional	S
CÁZARES-KELLY, GABRIELLA	2,100	143	1,945	12
CAMPBELL-GONZALEZ, DOMINIC	1,321	179	1,132	10
Write-In Totals	7	3	4	0
Not Assigned	7	3	4	0
Total Votes Cast	3,428	325	3,081	22

County Sheriff

Vote For 1

	TOTAL	Polls	Early Provisional	S
NANOS, CHRIS	1,865	131	1,721	13
LAPPIN, HEATHER	1,621	207	1,406	8
Write-In Totals	14	2	12	0
Write-In: Di Genova, Trista	0	0	0	0
Not Assigned	14	2	12	0
Total Votes Cast	3,500	340	3,139	21

Precinct 069

County Superintendent of Schools

Vote For 1

	TOTAL	Polls	Early Provisional	S
WILLIAMS, DUSTIN	2,412	216	2,180	16
Write-In Totals	76	15	61	0
Not Assigned	76	15	61	0
Total Votes Cast	2,488	231	2,241	16

County Treasurer

Vote For 1

	TOTAL	Polls	Early Provisional	S
JOHNSON, BRIAN	1,956	137	1,806	13
ACKERLEY, CHRIS	1,493	191	1,293	9
Write-In Totals	3	3	0	0
Not Assigned	3	3	0	0
Total Votes Cast	3,452	331	3,099	22

Constable Precinct 8

Vote For 1

	TOTAL	Polls	Early Provisional	S
TOTH, CHRISTOPHER	2,003	147	1,847	9
LAKE, BILL	1,415	182	1,224	9
Write-In Totals	5	3	2	0
Not Assigned	5	3	2	0
Total Votes Cast	3,423	332	3,073	18

KING, KATHRYN H.

Vote For 1

	TOTAL	Polls	Early Provisional	S
Yes / Si	1,534	171	1,348	15
No	1,424	106	1,315	3
Total Votes Cast	2,958	277	2,663	18

BOLICK, CLINT

Vote For 1

	TOTAL	Polls	Early Provisional	S
Yes / Si	1,390	153	1,223	14
No	1,506	115	1,388	3
Total Votes Cast	2,896	268	2,611	17

ECKERSTROM, PETER J.

Vote For 1

	TOTAL	Polls	Early Provisional	S
Yes / Si	1,967	168	1,783	16
No	694	90	602	2
Total Votes Cast	2,661	258	2,385	18

Precinct 069

STARING, CHRISTOPHER P.

Vote For 1

	TOTAL	Polls	Early Provisional	S
Yes / Si	1,902	177	1,710	15
No	725	80	641	4
Total Votes Cast	2,627	257	2,351	19

GRIFFIN, BRENDEN J.

Vote For 1

	TOTAL	Polls	Early Provisional	S
Yes / Si	1,898	174	1,709	15
No	675	79	592	4
Total Votes Cast	2,573	253	2,301	19

LEE, KENNETH

Vote For 1

	TOTAL	Polls	Early Provisional	S
Yes / Si	1,893	167	1,711	15
No	672	85	583	4
Total Votes Cast	2,565	252	2,294	19

BRYSON, KYLE A.

Vote For 1

	TOTAL	Polls	Early Provisional	S
Yes / Si	1,898	166	1,715	17
No	662	82	578	2
Total Votes Cast	2,560	248	2,293	19

COHEN, GARY J.

Vote For 1

	TOTAL	Polls	Early Provisional	S
Yes / Si	1,881	161	1,704	16
No	668	86	580	2
Total Votes Cast	2,549	247	2,284	18

GORDON, RICHARD E.

Vote For 1

	TOTAL	Polls	Early Provisional	S
Yes / Si	1,901	169	1,715	17
No	661	81	578	2
Total Votes Cast	2,562	250	2,293	19

Precinct 069

BUTLER, MICHAEL J.

Vote For 1

	TOTAL	Polls	Early Provisional	S
Yes / Si	1,919	170	1,733	16
No	645	80	562	3
Total Votes Cast	2,564	250	2,295	19

YEHLING, WAYNE E.

Vote For 1

	TOTAL	Polls	Early Provisional	S
Yes / Si	1,874	165	1,693	16
No	684	86	595	3
Total Votes Cast	2,558	251	2,288	19

CONSTANT, DANIELLE J.K.

Vote For 1

	TOTAL	Polls	Early Provisional	S
Yes / Si	1,844	163	1,666	15
No	710	86	620	4
Total Votes Cast	2,554	249	2,286	19

METCALF, D. DOUGLAS

Vote For 1

	TOTAL	Polls	Early Provisional	S
Yes / Si	1,872	164	1,692	16
No	683	84	596	3
Total Votes Cast	2,555	248	2,288	19

MCGINLEY, CASEY F.

Vote For 1

	TOTAL	Polls	Early Provisional	S
Yes / Si	1,914	172	1,725	17
No	643	79	562	2
Total Votes Cast	2,557	251	2,287	19

SAKALL, GREG

Vote For 1

	TOTAL	Polls	Early Provisional	S
Yes / Si	1,878	165	1,697	16
No	690	84	603	3
Total Votes Cast	2,568	249	2,300	19

Precinct 069

WAGENER, JOAN L.

Vote For 1		TOTAL	Polls	Early Provisional	S
Yes / Si	1,892	168	1,709	15	
No	672	84	584	4	
Total Votes Cast	2,564	252	2,293	19	

JOHNSON, KELLIE L.

Vote For 1		TOTAL	Polls	Early Provisional	S
Yes / Si	1,688	164	1,507	17	
No	896	89	805	2	
Total Votes Cast	2,584	253	2,312	19	

ORTIZ, KIMBERLY H.

Vote For 1		TOTAL	Polls	Early Provisional	S
Yes / Si	1,916	170	1,730	16	
No	642	81	558	3	
Total Votes Cast	2,558	251	2,288	19	

MCDONALD, SCOTT DAVID

Vote For 1		TOTAL	Polls	Early Provisional	S
Yes / Si	1,846	160	1,670	16	
No	702	87	612	3	
Total Votes Cast	2,548	247	2,282	19	

ABRAMS, LISA ILKA

Vote For 1		TOTAL	Polls	Early Provisional	S
Yes / Si	1,926	166	1,745	15	
No	638	83	552	3	
Total Votes Cast	2,564	249	2,297	18	

Governing Board - Tucson Unified School District (TUSD) No. 1

Vote For 3		TOTAL	Polls	Early Provisional	S
ACOSTA RUIZ, PILAR	1,113	106	1,001	6	
FLORES, ESTEBAN	857	97	757	3	
LUNA ROSE, NATALIE	1,540	125	1,410	5	
SHAH, RAVI	1,378	92	1,283	3	
SHAW, SADIE	1,542	125	1,414	3	
Write-In Totals	47	7	40	0	
Not Assigned	47	7	40	0	
Total Votes Cast	6,477	552	5,905	20	

Precinct 069

PROPOSITION 133

Vote For 1	TOTAL	Polls	Early Provisional	S
Yes / Si	1,103	147	946	10
No	2,123	173	1,937	13
Total Votes Cast	3,226	320	2,883	23

PROPOSITION 134

Vote For 1	TOTAL	Polls	Early Provisional	S
Yes / Si	1,093	132	952	9
No	2,149	183	1,952	14
Total Votes Cast	3,242	315	2,904	23

PROPOSITION 135

Vote For 1	TOTAL	Polls	Early Provisional	S
Yes / Si	1,216	144	1,062	10
No	1,977	169	1,797	11
Total Votes Cast	3,193	313	2,859	21

PROPOSITION 136

Vote For 1	TOTAL	Polls	Early Provisional	S
Yes / Si	935	105	822	8
No	2,239	197	2,028	14
Total Votes Cast	3,174	302	2,850	22

PROPOSITION 137

Vote For 1	TOTAL	Polls	Early Provisional	S
Yes / Si	622	78	537	7
No	2,550	238	2,297	15
Total Votes Cast	3,172	316	2,834	22

PROPOSITION 138

Vote For 1	TOTAL	Polls	Early Provisional	S
Yes / Si	588	76	505	7
No	2,685	252	2,417	16
Total Votes Cast	3,273	328	2,922	23

Precinct 069

PROPOSITION 139

Vote For 1

	TOTAL	Polls	Early Provisional	S
Yes / Si	2,534	232	2,283	19
No	974	116	851	7
Total Votes Cast	3,508	348	3,134	26

PROPOSITION 140

Vote For 1

	TOTAL	Polls	Early Provisional	S
Yes / Si	1,488	173	1,303	12
No	1,928	157	1,759	12
Total Votes Cast	3,416	330	3,062	24

PROPOSITION 311

Vote For 1

	TOTAL	Polls	Early Provisional	S
Yes / Si	2,001	230	1,754	17
No	1,420	103	1,311	6
Total Votes Cast	3,421	333	3,065	23

PROPOSITION 312

Vote For 1

	TOTAL	Polls	Early Provisional	S
Yes / Si	1,742	200	1,526	16
No	1,635	127	1,500	8
Total Votes Cast	3,377	327	3,026	24

PROPOSITION 313

Vote For 1

	TOTAL	Polls	Early Provisional	S
Yes / Si	1,739	197	1,526	16
No	1,518	115	1,396	7
Total Votes Cast	3,257	312	2,922	23

PROPOSITION 314

Vote For 1

	TOTAL	Polls	Early Provisional	S
Yes / Si	1,700	189	1,500	11
No	1,548	114	1,422	12
Total Votes Cast	3,248	303	2,922	23

Precinct 069

PROPOSITION 315

Vote For 1

	TOTAL	Polls	Early Provisional	S
Yes / Si	1,236	141	1,083	12
No	1,931	155	1,767	9
Total Votes Cast	3,167	296	2,850	21

Summary Results Report
 General Election
 November 5, 2024

OFFICIAL RESULTS
 Summary of Votes Cast
 County of Pima

Precinct 070

Statistics	TOTAL	Polls	Early Provisional	s
Registered Voters - Total	740			
Ballots Cast - Total	609	91	517	1
Ballots Cast - Blank	6	3	3	0
Voter Turnout - Total	82.30%			

Presidential Electors

Vote For 1	TOTAL	Polls	Early Provisional	s
HARRIS, KAMALA D.	328	31	297	0
TRUMP, DONALD J.	278	59	218	1
OLIVER, CHASE	1	1	0	0
STEIN, JILL	0	0	0	0
Write-In Totals	0	0	0	0
Write-In: Ayyadurai / Ellis	0	0	0	0
Write-In: Boddie / Stoneham	0	0	0	0
Write-In: De la Cruz / Garcia	0	0	0	0
Write-In: Shelton / Serra	0	0	0	0
Write-In: Skousen / Combs	0	0	0	0
Not Assigned	0	0	0	0
Total Votes Cast	607	91	515	1

U.S. Senator

Vote For 1	TOTAL	Polls	Early Provisional	s
GALLEGO, RUBEN	327	32	295	0
LAKE, KARI	261	56	204	1
QUINTANA, EDUARDO	7	1	6	0
Write-In Totals	0	0	0	0
Write-In: Williams, Sarah	0	0	0	0
Write-In: Beckett, Christopher	0	0	0	0
Write-In: Sanders, Steven Cavin	0	0	0	0
Write-In: Bozic, David	0	0	0	0
Write-In: Petty, Shawn	0	0	0	0
Write-In: Rodriguez, Benjamin	0	0	0	0
Write-In: Prosser, Jannie "Jannie"	0	0	0	0
Not Assigned	0	0	0	0
Total Votes Cast	595	89	505	1

U.S. Representative in Congress District 7

Vote For 1	TOTAL	Polls	Early Provisional	s
GRIJALVA, RAÚL M.	316	29	287	0
BUTIEREZ SR., DANIEL FRANCIS	272	58	213	1
Write-In Totals	0	0	0	0
Not Assigned	0	0	0	0
Total Votes Cast	588	87	500	1

Precinct 070

State Senator District 16

Vote For 1

	TOTAL	Polls	Early Provisional	S
SEAMAN, STACEY	309	31	278	0
SHOPE JR., THOMAS "T.J."	271	55	215	1
Write-In Totals	0	0	0	0
Not Assigned	0	0	0	0
Total Votes Cast	580	86	493	1

State Representative Dist. 16

Vote For 2

	TOTAL	Polls	Early Provisional	S
SEAMAN, KEITH	315	31	284	0
LOPEZ, CHRIS	234	43	190	1
MARTINEZ, TERESA	236	41	195	0
Write-In Totals	1	1	0	0
Not Assigned	1	1	0	0
Total Votes Cast	786	116	669	1

Corporation Commissioner

Vote For 3

	TOTAL	Polls	Early Provisional	S
AGUILAR, YLENIA	291	26	265	0
HILL, JONATHON	286	24	262	0
POLACHECK, JOSHUA	283	24	259	0
LOPEZ, RENE	227	37	189	1
MARQUEZ PETERSON, LEA	210	36	174	0
WALDEN, RACHEL	238	43	195	0
CEASE, MIKE	14	3	11	0
LUXENBERG, NINA	17	1	16	0
Write-In Totals	0	0	0	0
Write-In: Bertone, Frank	0	0	0	0
Not Assigned	0	0	0	0
Total Votes Cast	1,566	194	1,371	1

Board of Supervisors District 3

Vote For 1

	TOTAL	Polls	Early Provisional	S
ALLEN, JENNIFER "JEN"	305	29	276	0
WITTENBRAKER, JANET "JL"	258	54	203	1
BAH, IMAN-UTOPIA LAYJOU	16	2	14	0
Write-In Totals	0	0	0	0
Not Assigned	0	0	0	0
Total Votes Cast	579	85	493	1

Precinct 070

County Assessor

Vote For 1

	TOTAL	Polls	Early Provisional	S
DROUBIE, SUZANNE	391	43	347	1
Write-In Totals	13	3	10	0
Not Assigned	13	3	10	0
Total Votes Cast	404	46	357	1

County Attorney

Vote For 1

	TOTAL	Polls	Early Provisional	S
CONOVER, LAURA	332	33	298	1
DRUAN, HOWARD	114	24	90	0
Write-In Totals	9	1	8	0
Not Assigned	9	1	8	0
Total Votes Cast	455	58	396	1

County Recorder

Vote For 1

	TOTAL	Polls	Early Provisional	S
CÁZARES-KELLY, GABRIELLA	316	32	284	0
CAMPBELL-GONZALEZ, DOMINIC	253	51	201	1
Write-In Totals	0	0	0	0
Not Assigned	0	0	0	0
Total Votes Cast	569	83	485	1

County Sheriff

Vote For 1

	TOTAL	Polls	Early Provisional	S
NANOS, CHRIS	268	24	244	0
LAPPIN, HEATHER	312	60	251	1
Write-In Totals	0	0	0	0
Write-In: Di Genova, Trista	0	0	0	0
Not Assigned	0	0	0	0
Total Votes Cast	580	84	495	1

County Superintendent of Schools

Vote For 1

	TOTAL	Polls	Early Provisional	S
WILLIAMS, DUSTIN	384	43	340	1
Write-In Totals	14	3	11	0
Not Assigned	14	3	11	0
Total Votes Cast	398	46	351	1

Precinct 070

County Treasurer

Vote For 1

	TOTAL	Polls	Early Provisional	S
JOHNSON, BRIAN	298	30	268	0
ACKERLEY, CHRIS	274	55	218	1
Write-In Totals	0	0	0	0
Not Assigned	0	0	0	0
Total Votes Cast	572	85	486	1

Justice of the Peace Precinct 4

Vote For 1

	TOTAL	Polls	Early Provisional	S
PESQUIERA, CHARLENE	381	44	336	1
Write-In Totals	14	3	11	0
Not Assigned	14	3	11	0
Total Votes Cast	395	47	347	1

Constable Precinct 4

Vote For 1

	TOTAL	Polls	Early Provisional	S
ETHRIDGE-NIELSEN, TRACY	379	43	335	1
Write-In Totals	14	2	12	0
Not Assigned	14	2	12	0
Total Votes Cast	393	45	347	1

KING, KATHRYN H.

Vote For 1

	TOTAL	Polls	Early Provisional	S
Yes / Si	264	40	223	1
No	220	28	192	0
Total Votes Cast	484	68	415	1

BOLICK, CLINT

Vote For 1

	TOTAL	Polls	Early Provisional	S
Yes / Si	251	39	211	1
No	228	26	202	0
Total Votes Cast	479	65	413	1

ECKERSTROM, PETER J.

Vote For 1

	TOTAL	Polls	Early Provisional	S
Yes / Si	304	39	264	1
No	127	18	109	0
Total Votes Cast	431	57	373	1

Precinct 070

STARING, CHRISTOPHER P.

Vote For 1

	TOTAL	Polls	Early Provisional	S
Yes / Si	315	38	276	1
No	115	17	98	0
Total Votes Cast	430	55	374	1

GRIFFIN, BRENDEN J.

Vote For 1

	TOTAL	Polls	Early Provisional	S
Yes / Si	298	38	259	1
No	118	19	99	0
Total Votes Cast	416	57	358	1

LEE, KENNETH

Vote For 1

	TOTAL	Polls	Early Provisional	S
Yes / Si	313	38	274	1
No	103	18	85	0
Total Votes Cast	416	56	359	1

BRYSON, KYLE A.

Vote For 1

	TOTAL	Polls	Early Provisional	S
Yes / Si	305	36	268	1
No	109	18	91	0
Total Votes Cast	414	54	359	1

COHEN, GARY J.

Vote For 1

	TOTAL	Polls	Early Provisional	S
Yes / Si	304	34	269	1
No	105	18	87	0
Total Votes Cast	409	52	356	1

GORDON, RICHARD E.

Vote For 1

	TOTAL	Polls	Early Provisional	S
Yes / Si	305	35	269	1
No	108	18	90	0
Total Votes Cast	413	53	359	1

Precinct 070

BUTLER, MICHAEL J.

Vote For 1

	TOTAL	Polls	Early Provisional	S
Yes / Si	316	36	279	1
No	102	18	84	0
Total Votes Cast	418	54	363	1

YEHLING, WAYNE E.

Vote For 1

	TOTAL	Polls	Early Provisional	S
Yes / Si	284	32	251	1
No	126	21	105	0
Total Votes Cast	410	53	356	1

CONSTANT, DANIELLE J.K.

Vote For 1

	TOTAL	Polls	Early Provisional	S
Yes / Si	292	37	254	1
No	123	19	104	0
Total Votes Cast	415	56	358	1

METCALF, D. DOUGLAS

Vote For 1

	TOTAL	Polls	Early Provisional	S
Yes / Si	299	35	263	1
No	110	18	92	0
Total Votes Cast	409	53	355	1

MCGINLEY, CASEY F.

Vote For 1

	TOTAL	Polls	Early Provisional	S
Yes / Si	310	37	272	1
No	104	19	85	0
Total Votes Cast	414	56	357	1

SAKALL, GREG

Vote For 1

	TOTAL	Polls	Early Provisional	S
Yes / Si	308	35	272	1
No	108	19	89	0
Total Votes Cast	416	54	361	1

Precinct 070

WAGENER, JOAN L.

Vote For 1

	TOTAL	Polls	Early Provisional	S
Yes / Si	305	38	266	1
No	112	17	95	0
Total Votes Cast	417	55	361	1

JOHNSON, KELLIE L.

Vote For 1

	TOTAL	Polls	Early Provisional	S
Yes / Si	286	34	251	1
No	137	22	115	0
Total Votes Cast	423	56	366	1

ORTIZ, KIMBERLY H.

Vote For 1

	TOTAL	Polls	Early Provisional	S
Yes / Si	311	36	274	1
No	105	19	86	0
Total Votes Cast	416	55	360	1

MCDONALD, SCOTT DAVID

Vote For 1

	TOTAL	Polls	Early Provisional	S
Yes / Si	292	33	258	1
No	120	22	98	0
Total Votes Cast	412	55	356	1

ABRAMS, LISA ILKA

Vote For 1

	TOTAL	Polls	Early Provisional	S
Yes / Si	311	41	269	1
No	106	14	92	0
Total Votes Cast	417	55	361	1

Governing Board - Marana Unified School District No. 6

Vote For 3

	TOTAL	Polls	Early Provisional	S
ALEXANDER, ROY	225	28	196	1
HOLT, HUNTER D.	219	33	186	0
RAYMOND, CATHIE	247	24	222	1
ROBERTS, MIKAIL	169	12	156	1
WILLARD, DAVID	196	17	179	0
Write-In Totals	4	0	4	0
Not Assigned	4	0	4	0
Total Votes Cast	1,060	114	943	3

Precinct 070

Board of Governors - Pima Community College Dist. 3

Vote For 1

	TOTAL	Polls	Early Provisional	S
GARCIA, MARIA DE LA LUZ	145	20	124	1
RANDALL, KRISTEN	232	30	202	0
Write-In Totals	2	0	2	0
Not Assigned	2	0	2	0
Total Votes Cast	379	50	328	1

PROPOSITION 133

Vote For 1

	TOTAL	Polls	Early Provisional	S
Yes / Si	212	36	176	0
No	335	45	289	1
Total Votes Cast	547	81	465	1

PROPOSITION 134

Vote For 1

	TOTAL	Polls	Early Provisional	S
Yes / Si	194	39	154	1
No	352	41	311	0
Total Votes Cast	546	80	465	1

PROPOSITION 135

Vote For 1

	TOTAL	Polls	Early Provisional	S
Yes / Si	226	49	176	1
No	322	32	290	0
Total Votes Cast	548	81	466	1

PROPOSITION 136

Vote For 1

	TOTAL	Polls	Early Provisional	S
Yes / Si	167	34	132	1
No	373	43	330	0
Total Votes Cast	540	77	462	1

PROPOSITION 137

Vote For 1

	TOTAL	Polls	Early Provisional	S
Yes / Si	88	13	74	1
No	451	64	387	0
Total Votes Cast	539	77	461	1

Precinct 070

PROPOSITION 138

Vote For 1

	TOTAL	Polls	Early Provisional	S
Yes / Si	101	20	80	1
No	448	61	387	0
Total Votes Cast	549	81	467	1

PROPOSITION 139

Vote For 1

	TOTAL	Polls	Early Provisional	S
Yes / Si	396	48	347	1
No	190	38	152	0
Total Votes Cast	586	86	499	1

PROPOSITION 140

Vote For 1

	TOTAL	Polls	Early Provisional	S
Yes / Si	248	38	209	1
No	331	47	284	0
Total Votes Cast	579	85	493	1

PROPOSITION 311

Vote For 1

	TOTAL	Polls	Early Provisional	S
Yes / Si	360	59	300	1
No	223	27	196	0
Total Votes Cast	583	86	496	1

PROPOSITION 312

Vote For 1

	TOTAL	Polls	Early Provisional	S
Yes / Si	304	47	256	1
No	268	36	232	0
Total Votes Cast	572	83	488	1

PROPOSITION 313

Vote For 1

	TOTAL	Polls	Early Provisional	S
Yes / Si	315	53	261	1
No	243	27	216	0
Total Votes Cast	558	80	477	1

Precinct 070

PROPOSITION 314

Vote For 1

	TOTAL	Polls	Early Provisional	S
Yes / Sí	321	55	265	1
No	228	24	204	0
Total Votes Cast	549	79	469	1

PROPOSITION 315

Vote For 1

	TOTAL	Polls	Early Provisional	S
Yes / Sí	220	31	189	0
No	311	45	265	1
Total Votes Cast	531	76	454	1

PROPOSITION 411 - Marana Unified School District No. 6

Vote For 1

	TOTAL	Polls	Early Provisional	S
Budget Increase, Yes / Aumento al Presupuesto, Sí	281	42	239	0
Budget Increase, No / Aumento al Presupuesto, No	266	39	226	1
Total Votes Cast	547	81	465	1

Summary Results Report
 General Election
 November 5, 2024

OFFICIAL RESULTS
 Summary of Votes Cast
 County of Pima

Precinct 071

Statistics	TOTAL	Polls	Early Provisional	S
Registered Voters - Total	188			
Ballots Cast - Total	132	69	62	1
Ballots Cast - Blank	1	0	1	0
Voter Turnout - Total	70.21%			

Presidential Electors

Vote For 1	TOTAL	Polls	Early Provisional	S
HARRIS, KAMALA D.	112	59	52	1
TRUMP, DONALD J.	17	8	9	0
OLIVER, CHASE	0	0	0	0
STEIN, JILL	0	0	0	0
Write-In Totals	1	1	0	0
Write-In: Ayyadurai / Ellis	0	0	0	0
Write-In: Boddie / Stoneham	0	0	0	0
Write-In: De la Cruz / Garcia	0	0	0	0
Write-In: Shelton / Serra	0	0	0	0
Write-In: Skousen / Combs	0	0	0	0
Not Assigned	1	1	0	0
Total Votes Cast	130	68	61	1

U.S. Senator

Vote For 1	TOTAL	Polls	Early Provisional	S
GALLEGO, RUBEN	109	57	51	1
LAKE, KARI	20	11	9	0
QUINTANA, EDUARDO	3	1	2	0
Write-In Totals	0	0	0	0
Write-In: Williams, Sarah	0	0	0	0
Write-In: Beckett, Christopher	0	0	0	0
Write-In: Sanders, Steven Cavin	0	0	0	0
Write-In: Bozic, David	0	0	0	0
Write-In: Petty, Shawn	0	0	0	0
Write-In: Rodriguez, Benjamin	0	0	0	0
Write-In: Prosser, Jannie "Jannie"	0	0	0	0
Not Assigned	0	0	0	0
Total Votes Cast	132	69	62	1

U.S. Representative in Congress District 7

Vote For 1	TOTAL	Polls	Early Provisional	S
GRIJALVA, RAÚL M.	117	60	56	1
BUTIEREZ SR., DANIEL FRANCIS	15	9	6	0
Write-In Totals	0	0	0	0
Not Assigned	0	0	0	0
Total Votes Cast	132	69	62	1

Summary Results Report
 General Election
 November 5, 2024

OFFICIAL RESULTS
 Summary of Votes Cast
 County of Pima

Precinct 071

State Senator District 23

Vote For 1

	TOTAL	Polls	Early Provisional	S
FERNANDEZ, BRIAN	112	57	54	1
ALTHERR, MICHELLE	18	10	8	0
Write-In Totals	0	0	0	0
Not Assigned	0	0	0	0
Total Votes Cast	130	67	62	1

State Representative Dist. 23

Vote For 2

	TOTAL	Polls	Early Provisional	S
ROSALES, MATIAS	67	31	35	1
SANDOVAL, MARIANA	103	53	49	1
PENA, MICHELE	20	11	9	0
Write-In Totals	0	0	0	0
Not Assigned	0	0	0	0
Total Votes Cast	190	95	93	2

Corporation Commissioner

Vote For 3

	TOTAL	Polls	Early Provisional	S
AGUILAR, YLENIA	98	47	50	1
HILL, JONATHON	78	35	42	1
POLACHECK, JOSHUA	77	35	41	1
LOPEZ, RENE	17	11	6	0
MARQUEZ PETERSON, LEA	10	5	5	0
WALDEN, RACHEL	16	8	8	0
CEASE, MIKE	7	5	2	0
LUXENBERG, NINA	3	1	2	0
Write-In Totals	0	0	0	0
Write-In: Bertone, Frank	0	0	0	0
Not Assigned	0	0	0	0
Total Votes Cast	306	147	156	3

Board of Supervisors District 3

Vote For 1

	TOTAL	Polls	Early Provisional	S
ALLEN, JENNIFER "JEN"	103	53	49	1
WITTENBRAKER, JANET "JL"	16	10	6	0
BAH, IMAN-UTOPIA LAYJOU	6	2	4	0
Write-In Totals	0	0	0	0
Not Assigned	0	0	0	0
Total Votes Cast	125	65	59	1

Precinct 071

County Assessor

Vote For 1

	TOTAL	Polls	Early Provisional	S
DROUBIE, SUZANNE	115	58	56	1
Write-In Totals	3	0	3	0
Not Assigned	3	0	3	0
Total Votes Cast	118	58	59	1

County Attorney

Vote For 1

	TOTAL	Polls	Early Provisional	S
CONOVER, LAURA	110	54	55	1
DRUAN, HOWARD	13	8	5	0
Write-In Totals	1	0	1	0
Not Assigned	1	0	1	0
Total Votes Cast	124	62	61	1

County Recorder

Vote For 1

	TOTAL	Polls	Early Provisional	S
CÁZARES-KELLY, GABRIELLA	115	61	53	1
CAMPBELL-GONZALEZ, DOMINIC	14	6	8	0
Write-In Totals	0	0	0	0
Not Assigned	0	0	0	0
Total Votes Cast	129	67	61	1

County Sheriff

Vote For 1

	TOTAL	Polls	Early Provisional	S
NANOS, CHRIS	101	51	49	1
LAPPIN, HEATHER	25	14	11	0
Write-In Totals	0	0	0	0
Write-In: Di Genova, Trista	0	0	0	0
Not Assigned	0	0	0	0
Total Votes Cast	126	65	60	1

County Superintendent of Schools

Vote For 1

	TOTAL	Polls	Early Provisional	S
WILLIAMS, DUSTIN	112	57	54	1
Write-In Totals	2	0	2	0
Not Assigned	2	0	2	0
Total Votes Cast	114	57	56	1

Precinct 071

County Treasurer

Vote For 1

	TOTAL	Polls	Early Provisional	S
JOHNSON, BRIAN	109	54	54	1
ACKERLEY, CHRIS	16	9	7	0
Write-In Totals	0	0	0	0
Not Assigned	0	0	0	0
Total Votes Cast	125	63	61	1

KING, KATHRYN H.

Vote For 1

	TOTAL	Polls	Early Provisional	S
Yes / Si	63	36	26	1
No	48	19	29	0
Total Votes Cast	111	55	55	1

BOLICK, CLINT

Vote For 1

	TOTAL	Polls	Early Provisional	S
Yes / Si	55	31	23	1
No	53	23	30	0
Total Votes Cast	108	54	53	1

ECKERSTROM, PETER J.

Vote For 1

	TOTAL	Polls	Early Provisional	S
Yes / Si	75	36	38	1
No	32	17	15	0
Total Votes Cast	107	53	53	1

STARING, CHRISTOPHER P.

Vote For 1

	TOTAL	Polls	Early Provisional	S
Yes / Si	71	37	33	1
No	31	16	15	0
Total Votes Cast	102	53	48	1

GRIFFIN, BRENDEN J.

Vote For 1

	TOTAL	Polls	Early Provisional	S
Yes / Si	78	39	38	1
No	28	13	15	0
Total Votes Cast	106	52	53	1

Precinct 071

LEE, KENNETH

Vote For 1

	TOTAL	Polls	Early Provisional	S
Yes / Si	71	34	36	1
No	33	18	15	0
Total Votes Cast	104	52	51	1

BRYSON, KYLE A.

Vote For 1

	TOTAL	Polls	Early Provisional	S
Yes / Si	74	39	34	1
No	31	12	19	0
Total Votes Cast	105	51	53	1

COHEN, GARY J.

Vote For 1

	TOTAL	Polls	Early Provisional	S
Yes / Si	78	41	36	1
No	28	11	17	0
Total Votes Cast	106	52	53	1

GORDON, RICHARD E.

Vote For 1

	TOTAL	Polls	Early Provisional	S
Yes / Si	72	39	32	1
No	33	12	21	0
Total Votes Cast	105	51	53	1

BUTLER, MICHAEL J.

Vote For 1

	TOTAL	Polls	Early Provisional	S
Yes / Si	70	35	34	1
No	34	16	18	0
Total Votes Cast	104	51	52	1

YEHLING, WAYNE E.

Vote For 1

	TOTAL	Polls	Early Provisional	S
Yes / Si	73	37	35	1
No	33	15	18	0
Total Votes Cast	106	52	53	1

Precinct 071

CONSTANT, DANIELLE J.K.

Vote For 1

	TOTAL	Polls	Early Provisional	S
Yes / Si	80	40	39	1
No	25	12	13	0
Total Votes Cast	105	52	52	1

METCALF, D. DOUGLAS

Vote For 1

	TOTAL	Polls	Early Provisional	S
Yes / Si	74	39	34	1
No	31	13	18	0
Total Votes Cast	105	52	52	1

MCGINLEY, CASEY F.

Vote For 1

	TOTAL	Polls	Early Provisional	S
Yes / Si	75	42	32	1
No	31	10	21	0
Total Votes Cast	106	52	53	1

SAKALL, GREG

Vote For 1

	TOTAL	Polls	Early Provisional	S
Yes / Si	71	36	34	1
No	34	16	18	0
Total Votes Cast	105	52	52	1

WAGENER, JOAN L.

Vote For 1

	TOTAL	Polls	Early Provisional	S
Yes / Si	78	39	38	1
No	28	13	15	0
Total Votes Cast	106	52	53	1

JOHNSON, KELLIE L.

Vote For 1

	TOTAL	Polls	Early Provisional	S
Yes / Si	77	43	33	1
No	29	9	20	0
Total Votes Cast	106	52	53	1

Precinct 071

ORTIZ, KIMBERLY H.

Vote For 1

	TOTAL	Polls	Early Provisional	S
Yes / Si	82	44	37	1
No	23	7	16	0
Total Votes Cast	105	51	53	1

MCDONALD, SCOTT DAVID

Vote For 1

	TOTAL	Polls	Early Provisional	S
Yes / Si	74	38	35	1
No	32	14	18	0
Total Votes Cast	106	52	53	1

ABRAMS, LISA ILKA

Vote For 1

	TOTAL	Polls	Early Provisional	S
Yes / Si	70	37	32	1
No	34	14	20	0
Total Votes Cast	104	51	52	1

Governing Board - Baboquivari School District No. 40

Vote For 2

	TOTAL	Polls	Early Provisional	S
GREASEWOOD, ELLA M.	45	22	22	1
MIGUEL, JESSICA	68	33	35	0
STEVENS, ANNAMARIE	86	44	41	1
Write-In Totals	0	0	0	0
Not Assigned	0	0	0	0
Total Votes Cast	199	99	98	2

Board of Governors - Pima Community College Dist. 3

Vote For 1

	TOTAL	Polls	Early Provisional	S
GARCIA, MARIA DE LA LUZ	73	30	42	1
RANDALL, KRISTEN	43	29	14	0
Write-In Totals	0	0	0	0
Not Assigned	0	0	0	0
Total Votes Cast	116	59	56	1

PROPOSITION 133

Vote For 1

	TOTAL	Polls	Early Provisional	S
Yes / Si	33	20	13	0
No	83	44	38	1
Total Votes Cast	116	64	51	1

Precinct 071

PROPOSITION 134

Vote For 1

	TOTAL	Polls	Early Provisional	S
Yes / Si	34	16	18	0
No	86	50	35	1
Total Votes Cast	120	66	53	1

PROPOSITION 135

Vote For 1

	TOTAL	Polls	Early Provisional	S
Yes / Si	37	18	18	1
No	83	49	34	0
Total Votes Cast	120	67	52	1

PROPOSITION 136

Vote For 1

	TOTAL	Polls	Early Provisional	S
Yes / Si	31	17	14	0
No	88	49	38	1
Total Votes Cast	119	66	52	1

PROPOSITION 137

Vote For 1

	TOTAL	Polls	Early Provisional	S
Yes / Si	32	16	15	1
No	79	44	35	0
Total Votes Cast	111	60	50	1

PROPOSITION 138

Vote For 1

	TOTAL	Polls	Early Provisional	S
Yes / Si	23	14	9	0
No	94	50	43	1
Total Votes Cast	117	64	52	1

PROPOSITION 139

Vote For 1

	TOTAL	Polls	Early Provisional	S
Yes / Si	102	59	42	1
No	26	10	16	0
Total Votes Cast	128	69	58	1

Precinct 071

PROPOSITION 140

Vote For 1

	TOTAL	Polls	Early Provisional	S
Yes / Si	56	30	26	0
No	66	36	29	1
Total Votes Cast	122	66	55	1

PROPOSITION 311

Vote For 1

	TOTAL	Polls	Early Provisional	S
Yes / Si	91	55	35	1
No	36	13	23	0
Total Votes Cast	127	68	58	1

PROPOSITION 312

Vote For 1

	TOTAL	Polls	Early Provisional	S
Yes / Si	56	35	20	1
No	64	29	35	0
Total Votes Cast	120	64	55	1

PROPOSITION 313

Vote For 1

	TOTAL	Polls	Early Provisional	S
Yes / Si	70	41	28	1
No	52	25	27	0
Total Votes Cast	122	66	55	1

PROPOSITION 314

Vote For 1

	TOTAL	Polls	Early Provisional	S
Yes / Si	57	31	25	1
No	67	36	31	0
Total Votes Cast	124	67	56	1

PROPOSITION 315

Vote For 1

	TOTAL	Polls	Early Provisional	S
Yes / Si	35	18	17	0
No	84	46	37	1
Total Votes Cast	119	64	54	1

Precinct 072

Statistics	TOTAL	Polls	Early Provisional	s
Registered Voters - Total	4,145			
Ballots Cast - Total	2,963	428	2,481	54
Ballots Cast - Blank	56	14	38	4
Voter Turnout - Total	71.48%			

Presidential Electors

Vote For 1	TOTAL	Polls	Early Provisional	s
HARRIS, KAMALA D.	2,104	235	1,841	28
TRUMP, DONALD J.	775	184	568	23
OLIVER, CHASE	20	0	19	1
STEIN, JILL	26	3	23	0
Write-In Totals	21	4	16	1
Write-In: Ayyadurai / Ellis	0	0	0	0
Write-In: Boddie / Stoneham	0	0	0	0
Write-In: De la Cruz / Garcia	6	2	4	0
Write-In: Shelton / Serra	0	0	0	0
Write-In: Skousen / Combs	0	0	0	0
Not Assigned	15	2	12	1
Total Votes Cast	2,946	426	2,467	53

U.S. Senator

Vote For 1	TOTAL	Polls	Early Provisional	s
GALLEGO, RUBEN	2,101	238	1,834	29
LAKE, KARI	638	139	481	18
QUINTANA, EDUARDO	138	35	100	3
Write-In Totals	5	1	4	0
Write-In: Williams, Sarah	0	0	0	0
Write-In: Beckett, Christopher	0	0	0	0
Write-In: Sanders, Steven Cavin	0	0	0	0
Write-In: Bozic, David	0	0	0	0
Write-In: Petty, Shawn	0	0	0	0
Write-In: Rodriguez, Benjamin	0	0	0	0
Write-In: Prosser, Jannie "Jannie"	0	0	0	0
Not Assigned	5	1	4	0
Total Votes Cast	2,882	413	2,419	50

Precinct 072

U.S. Representative in Congress District 6

Vote For 1

	TOTAL	Polls	Early Provisional	s
ENGEL, KIRSTEN	2,012	220	1,770	22
CISCOMANI, JUAN	710	154	536	20
EASTWOOD, ATHENA	144	34	105	5
Write-In Totals	1	1	0	0
Write-In: Pozzolo, Luis	0	0	0	0
Not Assigned	1	1	0	0
Total Votes Cast	2,867	409	2,411	47

State Senator District 18

Vote For 1

	TOTAL	Polls	Early Provisional	s
SUNDARESHAN, PRIYA	2,260	296	1,930	34
Write-In Totals	62	13	48	1
Not Assigned	62	13	48	1
Total Votes Cast	2,322	309	1,978	35

State Representative Dist. 18

Vote For 2

	TOTAL	Polls	Early Provisional	s
GUTIERREZ, NANCY	1,827	198	1,612	17
MATHIS, CHRIS	1,719	148	1,548	23
ROSENBLUM, LEONARD "LEN"	737	163	556	18
Write-In Totals	11	3	7	1
Not Assigned	11	3	7	1
Total Votes Cast	4,294	512	3,723	59

Corporation Commissioner

Vote For 3

	TOTAL	Polls	Early Provisional	s
AGUILAR, YLENIA	1,767	171	1,577	19
HILL, JONATHON	1,711	140	1,548	23
POLACHECK, JOSHUA	1,625	142	1,463	20
LOPEZ, RENE	569	111	444	14
MARQUEZ PETERSON, LEA	574	100	465	9
WALDEN, RACHEL	638	130	494	14
CEASE, MIKE	137	27	110	0
LUXENBERG, NINA	170	33	136	1
Write-In Totals	6	1	5	0
Write-In: Bertone, Frank	1	0	1	0
Not Assigned	5	1	4	0
Total Votes Cast	7,197	855	6,242	100

Precinct 072

Board of Supervisors District 3

Vote For 1

	TOTAL	Polls	Early Provisional	s
ALLEN, JENNIFER "JEN"	1,910	205	1,682	23
WITTENBRAKER, JANET "JL"	702	156	529	17
BAH, IMAN-UTOPIA LAYJOU	158	28	125	5
Write-In Totals	2	0	2	0
Not Assigned	2	0	2	0
Total Votes Cast	2,772	389	2,338	45

County Assessor

Vote For 1

	TOTAL	Polls	Early Provisional	s
DROUBIE, SUZANNE	2,263	297	1,928	38
Write-In Totals	50	10	40	0
Not Assigned	50	10	40	0
Total Votes Cast	2,313	307	1,968	38

County Attorney

Vote For 1

	TOTAL	Polls	Early Provisional	s
CONOVER, LAURA	2,026	238	1,757	31
DRUAN, HOWARD	433	95	327	11
Write-In Totals	29	6	23	0
Not Assigned	29	6	23	0
Total Votes Cast	2,488	339	2,107	42

County Recorder

Vote For 1

	TOTAL	Polls	Early Provisional	s
CÁZARES-KELLY, GABRIELLA	2,056	230	1,798	28
CAMPBELL-GONZALEZ, DOMINIC	687	161	508	18
Write-In Totals	3	1	2	0
Not Assigned	3	1	2	0
Total Votes Cast	2,746	392	2,308	46

County Sheriff

Vote For 1

	TOTAL	Polls	Early Provisional	s
NANOS, CHRIS	1,796	204	1,563	29
LAPPIN, HEATHER	935	187	731	17
Write-In Totals	11	0	11	0
Write-In: Di Genova, Trista	0	0	0	0
Not Assigned	11	0	11	0
Total Votes Cast	2,742	391	2,305	46

Precinct 072

County Superintendent of Schools

Vote For 1

	TOTAL	Polls	Early Provisional	S
WILLIAMS, DUSTIN	2,250	294	1,915	41
Write-In Totals	47	10	37	0
Not Assigned	47	10	37	0
Total Votes Cast	2,297	304	1,952	41

County Treasurer

Vote For 1

	TOTAL	Polls	Early Provisional	S
JOHNSON, BRIAN	1,944	209	1,709	26
ACKERLEY, CHRIS	800	181	599	20
Write-In Totals	1	0	1	0
Not Assigned	1	0	1	0
Total Votes Cast	2,745	390	2,309	46

Justice of the Peace Precinct 6

Vote For 1

	TOTAL	Polls	Early Provisional	S
BALL, ALEXANDER	2,244	294	1,915	35
Write-In Totals	47	13	34	0
Not Assigned	47	13	34	0
Total Votes Cast	2,291	307	1,949	35

Constable Precinct 6

Vote For 1

	TOTAL	Polls	Early Provisional	S
BERNAL, BENNETT L.	2,224	281	1,908	35
Write-In Totals	47	13	34	0
Not Assigned	47	13	34	0
Total Votes Cast	2,271	294	1,942	35

KING, KATHRYN H.

Vote For 1

	TOTAL	Polls	Early Provisional	S
Yes / Si	1,094	199	874	21
No	1,349	118	1,213	18
Total Votes Cast	2,443	317	2,087	39

BOLICK, CLINT

Vote For 1

	TOTAL	Polls	Early Provisional	S
Yes / Si	993	168	803	22
No	1,418	137	1,263	18
Total Votes Cast	2,411	305	2,066	40

Precinct 072

ECKERSTROM, PETER J.

Vote For 1

	TOTAL	Polls	Early Provisional	S
Yes / Si	1,672	183	1,463	26
No	566	110	446	10
Total Votes Cast	2,238	293	1,909	36

STARING, CHRISTOPHER P.

Vote For 1

	TOTAL	Polls	Early Provisional	S
Yes / Si	1,465	183	1,256	26
No	735	110	616	9
Total Votes Cast	2,200	293	1,872	35

GRIFFIN, BRENDEN J.

Vote For 1

	TOTAL	Polls	Early Provisional	S
Yes / Si	1,519	192	1,298	29
No	649	96	547	6
Total Votes Cast	2,168	288	1,845	35

LEE, KENNETH

Vote For 1

	TOTAL	Polls	Early Provisional	S
Yes / Si	1,525	180	1,316	29
No	621	106	508	7
Total Votes Cast	2,146	286	1,824	36

BRYSON, KYLE A.

Vote For 1

	TOTAL	Polls	Early Provisional	S
Yes / Si	1,539	173	1,338	28
No	614	110	496	8
Total Votes Cast	2,153	283	1,834	36

COHEN, GARY J.

Vote For 1

	TOTAL	Polls	Early Provisional	S
Yes / Si	1,494	178	1,288	28
No	641	102	531	8
Total Votes Cast	2,135	280	1,819	36

Precinct 072

GORDON, RICHARD E.

Vote For 1

	TOTAL	Polls	Early Provisional	S
Yes / Si	1,527	186	1,310	31
No	612	94	512	6
Total Votes Cast	2,139	280	1,822	37

BUTLER, MICHAEL J.

Vote For 1

	TOTAL	Polls	Early Provisional	S
Yes / Si	1,534	182	1,325	27
No	613	104	500	9
Total Votes Cast	2,147	286	1,825	36

YEHLING, WAYNE E.

Vote For 1

	TOTAL	Polls	Early Provisional	S
Yes / Si	1,475	174	1,274	27
No	660	113	539	8
Total Votes Cast	2,135	287	1,813	35

CONSTANT, DANIELLE J.K.

Vote For 1

	TOTAL	Polls	Early Provisional	S
Yes / Si	1,490	184	1,279	27
No	642	99	534	9
Total Votes Cast	2,132	283	1,813	36

METCALF, D. DOUGLAS

Vote For 1

	TOTAL	Polls	Early Provisional	S
Yes / Si	1,485	183	1,273	29
No	648	100	541	7
Total Votes Cast	2,133	283	1,814	36

MCGINLEY, CASEY F.

Vote For 1

	TOTAL	Polls	Early Provisional	S
Yes / Si	1,550	189	1,333	28
No	595	95	492	8
Total Votes Cast	2,145	284	1,825	36

Precinct 072

SAKALL, GREG

Vote For 1

	TOTAL	Polls	Early Provisional	S
Yes / Si	1,473	178	1,268	27
No	670	104	558	8
Total Votes Cast	2,143	282	1,826	35

WAGENER, JOAN L.

Vote For 1

	TOTAL	Polls	Early Provisional	S
Yes / Si	1,526	180	1,320	26
No	612	101	502	9
Total Votes Cast	2,138	281	1,822	35

JOHNSON, KELLIE L.

Vote For 1

	TOTAL	Polls	Early Provisional	S
Yes / Si	1,281	186	1,070	25
No	880	98	771	11
Total Votes Cast	2,161	284	1,841	36

ORTIZ, KIMBERLY H.

Vote For 1

	TOTAL	Polls	Early Provisional	S
Yes / Si	1,560	189	1,345	26
No	573	97	467	9
Total Votes Cast	2,133	286	1,812	35

MCDONALD, SCOTT DAVID

Vote For 1

	TOTAL	Polls	Early Provisional	S
Yes / Si	1,453	184	1,242	27
No	680	101	569	10
Total Votes Cast	2,133	285	1,811	37

ABRAMS, LISA ILKA

Vote For 1

	TOTAL	Polls	Early Provisional	S
Yes / Si	1,569	201	1,339	29
No	567	84	476	7
Total Votes Cast	2,136	285	1,815	36

Precinct 072

Governing Board - Tucson Unified School District (TUSD) No. 1

	TOTAL	Polls	Early Provisional	S
ACOSTA RUIZ, PILAR	835	123	698	14
FLORES, ESTEBAN	702	110	580	12
LUNA ROSE, NATALIE	1,362	136	1,218	8
SHAH, RAVI	1,098	94	998	6
SHAW, SADIE	1,437	150	1,274	13
Write-In Totals	28	4	22	2
Not Assigned	28	4	22	2
Total Votes Cast	5,462	617	4,790	55

Board of Governors - Pima Community College Dist. 3

	TOTAL	Polls	Early Provisional	S
GARCIA, MARIA DE LA LUZ	1,058	197	841	20
RANDALL, KRISTEN	1,027	107	909	11
Write-In Totals	17	1	15	1
Not Assigned	17	1	15	1
Total Votes Cast	2,102	305	1,765	32

PROPOSITION 133

	TOTAL	Polls	Early Provisional	S
Yes / Si	779	145	622	12
No	1,858	216	1,611	31
Total Votes Cast	2,637	361	2,233	43

PROPOSITION 134

	TOTAL	Polls	Early Provisional	S
Yes / Si	674	141	519	14
No	1,959	223	1,705	31
Total Votes Cast	2,633	364	2,224	45

PROPOSITION 135

	TOTAL	Polls	Early Provisional	S
Yes / Si	843	168	652	23
No	1,758	193	1,543	22
Total Votes Cast	2,601	361	2,195	45

Precinct 072

PROPOSITION 136

Vote For 1

	TOTAL	Polls	Early Provisional	S
Yes / Si	628	137	472	19
No	1,952	216	1,712	24
Total Votes Cast	2,580	353	2,184	43

PROPOSITION 137

Vote For 1

	TOTAL	Polls	Early Provisional	S
Yes / Si	389	79	296	14
No	2,196	275	1,891	30
Total Votes Cast	2,585	354	2,187	44

PROPOSITION 138

Vote For 1

	TOTAL	Polls	Early Provisional	S
Yes / Si	376	69	301	6
No	2,303	310	1,954	39
Total Votes Cast	2,679	379	2,255	45

PROPOSITION 139

Vote For 1

	TOTAL	Polls	Early Provisional	S
Yes / Si	2,328	291	1,998	39
No	496	114	372	10
Total Votes Cast	2,824	405	2,370	49

PROPOSITION 140

Vote For 1

	TOTAL	Polls	Early Provisional	S
Yes / Si	1,357	224	1,103	30
No	1,366	157	1,192	17
Total Votes Cast	2,723	381	2,295	47

PROPOSITION 311

Vote For 1

	TOTAL	Polls	Early Provisional	S
Yes / Si	1,426	245	1,153	28
No	1,318	142	1,157	19
Total Votes Cast	2,744	387	2,310	47

Precinct 072

PROPOSITION 312

Vote For 1

	TOTAL	Polls	Early Provisional	S
Yes / Si	1,209	230	953	26
No	1,515	155	1,341	19
Total Votes Cast	2,724	385	2,294	45

PROPOSITION 313

Vote For 1

	TOTAL	Polls	Early Provisional	S
Yes / Si	1,353	261	1,066	26
No	1,290	124	1,148	18
Total Votes Cast	2,643	385	2,214	44

PROPOSITION 314

Vote For 1

	TOTAL	Polls	Early Provisional	S
Yes / Si	1,100	213	866	21
No	1,536	165	1,349	22
Total Votes Cast	2,636	378	2,215	43

PROPOSITION 315

Vote For 1

	TOTAL	Polls	Early Provisional	S
Yes / Si	817	156	644	17
No	1,723	204	1,495	24
Total Votes Cast	2,540	360	2,139	41

Summary Results Report
 General Election
 November 5, 2024

OFFICIAL RESULTS
 Summary of Votes Cast
 County of Pima

Precinct 073

Statistics	TOTAL	Polls	Early Provisional	s
Registered Voters - Total	2,749			
Ballots Cast - Total	2,405	194	2,194	17
Ballots Cast - Blank	21	5	16	0
Voter Turnout - Total	87.49%			

Presidential Electors

Vote For 1	TOTAL	Polls	Early Provisional	s
HARRIS, KAMALA D.	1,948	124	1,816	8
TRUMP, DONALD J.	396	59	330	7
OLIVER, CHASE	16	4	11	1
STEIN, JILL	26	4	21	1
Write-In Totals	6	0	6	0
Write-In: Ayyadurai / Ellis	0	0	0	0
Write-In: Boddie / Stoneham	0	0	0	0
Write-In: De la Cruz / Garcia	1	0	1	0
Write-In: Shelton / Serra	0	0	0	0
Write-In: Skousen / Combs	0	0	0	0
Not Assigned	5	0	5	0
Total Votes Cast	2,392	191	2,184	17

U.S. Senator

Vote For 1	TOTAL	Polls	Early Provisional	s
GALLEGO, RUBEN	1,951	128	1,811	12
LAKE, KARI	345	52	288	5
QUINTANA, EDUARDO	59	6	53	0
Write-In Totals	3	2	1	0
Write-In: Williams, Sarah	0	0	0	0
Write-In: Beckett, Christopher	0	0	0	0
Write-In: Sanders, Steven Cavin	0	0	0	0
Write-In: Bozic, David	0	0	0	0
Write-In: Petty, Shawn	0	0	0	0
Write-In: Rodriguez, Benjamin	0	0	0	0
Write-In: Prosser, Jannie "Jannie"	0	0	0	0
Not Assigned	3	2	1	0
Total Votes Cast	2,358	188	2,153	17

U.S. Representative in Congress District 7

Vote For 1	TOTAL	Polls	Early Provisional	s
GRIJALVA, RAÚL M.	1,915	127	1,777	11
BUTIEREZ SR., DANIEL FRANCIS	400	55	340	5
Write-In Totals	2	1	1	0
Not Assigned	2	1	1	0
Total Votes Cast	2,317	183	2,118	16

Precinct 073

State Senator District 20

Vote For 1

	TOTAL	Polls	Early Provisional	S
GONZALES, SALLY ANN	1,965	133	1,821	11
Write-In Totals	34	4	30	0
Not Assigned	34	4	30	0
Total Votes Cast	1,999	137	1,851	11

State Representative Dist. 20

Vote For 2

	TOTAL	Polls	Early Provisional	S
HERNANDEZ, ALMA	1,746	107	1,629	10
VILLEGAS, BETTY	1,660	86	1,568	6
Write-In Totals	40	5	35	0
Not Assigned	40	5	35	0
Total Votes Cast	3,446	198	3,232	16

Corporation Commissioner

Vote For 3

	TOTAL	Polls	Early Provisional	S
AGUILAR, YLENIA	1,703	92	1,604	7
HILL, JONATHON	1,690	81	1,601	8
POLACHECK, JOSHUA	1,622	74	1,542	6
LOPEZ, RENE	315	42	272	1
MARQUEZ PETERSON, LEA	374	46	325	3
WALDEN, RACHEL	314	36	275	3
CEASE, MIKE	92	11	81	0
LUXENBERG, NINA	122	11	110	1
Write-In Totals	3	0	3	0
Write-In: Bertone, Frank	0	0	0	0
Not Assigned	3	0	3	0
Total Votes Cast	6,235	393	5,813	29

Board of Supervisors District 5

Vote For 1

	TOTAL	Polls	Early Provisional	S
GRIJALVA, ADELITA	1,761	105	1,648	8
ROMERO, VAL	429	61	364	4
Write-In Totals	4	1	3	0
Not Assigned	4	1	3	0
Total Votes Cast	2,194	167	2,015	12

Precinct 073

County Assessor

Vote For 1

	TOTAL	Polls	Early Provisional	S
DROUBIE, SUZANNE	1,931	127	1,792	12
Write-In Totals	27	3	24	0
Not Assigned	27	3	24	0
Total Votes Cast	1,958	130	1,816	12

County Attorney

Vote For 1

	TOTAL	Polls	Early Provisional	S
CONOVER, LAURA	1,762	110	1,644	8
DRUAN, HOWARD	321	37	280	4
Write-In Totals	18	2	16	0
Not Assigned	18	2	16	0
Total Votes Cast	2,101	149	1,940	12

County Recorder

Vote For 1

	TOTAL	Polls	Early Provisional	S
CÁZARES-KELLY, GABRIELLA	1,857	113	1,734	10
CAMPBELL-GONZALEZ, DOMINIC	355	54	299	2
Write-In Totals	1	0	1	0
Not Assigned	1	0	1	0
Total Votes Cast	2,213	167	2,034	12

County Sheriff

Vote For 1

	TOTAL	Polls	Early Provisional	S
NANOS, CHRIS	1,505	95	1,404	6
LAPPIN, HEATHER	682	80	597	5
Write-In Totals	13	1	12	0
Write-In: Di Genova, Trista	0	0	0	0
Not Assigned	13	1	12	0
Total Votes Cast	2,200	176	2,013	11

County Superintendent of Schools

Vote For 1

	TOTAL	Polls	Early Provisional	S
WILLIAMS, DUSTIN	1,900	124	1,765	11
Write-In Totals	31	6	25	0
Not Assigned	31	6	25	0
Total Votes Cast	1,931	130	1,790	11

Precinct 073

County Treasurer

Vote For 1

	TOTAL	Polls	Early Provisional	S
JOHNSON, BRIAN	1,717	103	1,605	9
ACKERLEY, CHRIS	497	63	430	4
Write-In Totals	0	0	0	0
Not Assigned	0	0	0	0
Total Votes Cast	2,214	166	2,035	13

Justice of the Peace Precinct 6

Vote For 1

	TOTAL	Polls	Early Provisional	S
BALL, ALEXANDER	1,877	128	1,738	11
Write-In Totals	23	3	20	0
Not Assigned	23	3	20	0
Total Votes Cast	1,900	131	1,758	11

Constable Precinct 6

Vote For 1

	TOTAL	Polls	Early Provisional	S
BERNAL, BENNETT L.	1,865	128	1,727	10
Write-In Totals	23	3	20	0
Not Assigned	23	3	20	0
Total Votes Cast	1,888	131	1,747	10

KING, KATHRYN H.

Vote For 1

	TOTAL	Polls	Early Provisional	S
Yes / Si	579	55	519	5
No	1,387	82	1,299	6
Total Votes Cast	1,966	137	1,818	11

BOLICK, CLINT

Vote For 1

	TOTAL	Polls	Early Provisional	S
Yes / Si	547	52	489	6
No	1,411	84	1,322	5
Total Votes Cast	1,958	136	1,811	11

ECKERSTROM, PETER J.

Vote For 1

	TOTAL	Polls	Early Provisional	S
Yes / Si	1,414	79	1,326	9
No	316	48	266	2
Total Votes Cast	1,730	127	1,592	11

Precinct 073

STARING, CHRISTOPHER P.

Vote For 1

	TOTAL	Polls	Early Provisional	S
Yes / Si	1,222	80	1,133	9
No	473	41	430	2
Total Votes Cast	1,695	121	1,563	11

GRIFFIN, BRENDEN J.

Vote For 1

	TOTAL	Polls	Early Provisional	S
Yes / Si	1,197	77	1,110	10
No	426	40	385	1
Total Votes Cast	1,623	117	1,495	11

LEE, KENNETH

Vote For 1

	TOTAL	Polls	Early Provisional	S
Yes / Si	1,258	84	1,166	8
No	351	33	315	3
Total Votes Cast	1,609	117	1,481	11

BRYSON, KYLE A.

Vote For 1

	TOTAL	Polls	Early Provisional	S
Yes / Si	1,272	79	1,183	10
No	354	36	317	1
Total Votes Cast	1,626	115	1,500	11

COHEN, GARY J.

Vote For 1

	TOTAL	Polls	Early Provisional	S
Yes / Si	1,201	77	1,115	9
No	406	39	365	2
Total Votes Cast	1,607	116	1,480	11

GORDON, RICHARD E.

Vote For 1

	TOTAL	Polls	Early Provisional	S
Yes / Si	1,232	77	1,146	9
No	371	38	331	2
Total Votes Cast	1,603	115	1,477	11

Precinct 073

BUTLER, MICHAEL J.

Vote For 1

	TOTAL	Polls	Early Provisional	S
Yes / Si	1,259	83	1,169	7
No	356	33	320	3
Total Votes Cast	1,615	116	1,489	10

YEHLING, WAYNE E.

Vote For 1

	TOTAL	Polls	Early Provisional	S
Yes / Si	1,221	83	1,130	8
No	388	32	354	2
Total Votes Cast	1,609	115	1,484	10

CONSTANT, DANIELLE J.K.

Vote For 1

	TOTAL	Polls	Early Provisional	S
Yes / Si	1,161	81	1,071	9
No	444	35	407	2
Total Votes Cast	1,605	116	1,478	11

METCALF, D. DOUGLAS

Vote For 1

	TOTAL	Polls	Early Provisional	S
Yes / Si	1,228	84	1,135	9
No	391	32	357	2
Total Votes Cast	1,619	116	1,492	11

MCGINLEY, CASEY F.

Vote For 1

	TOTAL	Polls	Early Provisional	S
Yes / Si	1,259	83	1,167	9
No	357	32	323	2
Total Votes Cast	1,616	115	1,490	11

SAKALL, GREG

Vote For 1

	TOTAL	Polls	Early Provisional	S
Yes / Si	1,184	77	1,099	8
No	447	39	405	3
Total Votes Cast	1,631	116	1,504	11

Precinct 073

WAGENER, JOAN L.

Vote For 1		TOTAL	Polls	Early Provisional	S
Yes / Si		1,224	79	1,137	8
No		397	37	357	3
Total Votes Cast		1,621	116	1,494	11

JOHNSON, KELLIE L.

Vote For 1		TOTAL	Polls	Early Provisional	S
Yes / Si		855	65	785	5
No		806	55	745	6
Total Votes Cast		1,661	120	1,530	11

ORTIZ, KIMBERLY H.

Vote For 1		TOTAL	Polls	Early Provisional	S
Yes / Si		1,241	87	1,146	8
No		360	31	326	3
Total Votes Cast		1,601	118	1,472	11

MCDONALD, SCOTT DAVID

Vote For 1		TOTAL	Polls	Early Provisional	S
Yes / Si		1,140	73	1,060	7
No		474	43	427	4
Total Votes Cast		1,614	116	1,487	11

ABRAMS, LISA ILKA

Vote For 1		TOTAL	Polls	Early Provisional	S
Yes / Si		1,253	83	1,161	9
No		375	37	336	2
Total Votes Cast		1,628	120	1,497	11

Governing Board - Tucson Unified School District (TUSD) No. 1

Vote For 3		TOTAL	Polls	Early Provisional	S
ACOSTA RUIZ, PILAR		616	42	569	5
FLORES, ESTEBAN		316	32	280	4
LUNA ROSE, NATALIE		1,315	75	1,237	3
SHAH, RAVI		1,236	59	1,173	4
SHAW, SADIE		1,225	76	1,141	8
Write-In Totals		22	5	17	0
Not Assigned		22	5	17	0
Total Votes Cast		4,730	289	4,417	24

Precinct 073

Board of Governors - Pima Community College Dist. 5

Vote For 1

	TOTAL	Polls	Early Provisional	S
GONZALES, LUIS LOPEZ	584	46	533	5
MORALES, KARLA	948	63	881	4
Write-In Totals	11	1	10	0
Not Assigned	11	1	10	0
Total Votes Cast	1,543	110	1,424	9

PROPOSITION 133

Vote For 1

	TOTAL	Polls	Early Provisional	S
Yes / Si	359	38	316	5
No	1,780	121	1,652	7
Total Votes Cast	2,139	159	1,968	12

PROPOSITION 134

Vote For 1

	TOTAL	Polls	Early Provisional	S
Yes / Si	358	53	298	7
No	1,799	110	1,683	6
Total Votes Cast	2,157	163	1,981	13

PROPOSITION 135

Vote For 1

	TOTAL	Polls	Early Provisional	S
Yes / Si	491	60	424	7
No	1,641	97	1,539	5
Total Votes Cast	2,132	157	1,963	12

PROPOSITION 136

Vote For 1

	TOTAL	Polls	Early Provisional	S
Yes / Si	301	37	261	3
No	1,823	116	1,697	10
Total Votes Cast	2,124	153	1,958	13

PROPOSITION 137

Vote For 1

	TOTAL	Polls	Early Provisional	S
Yes / Si	176	22	151	3
No	1,959	142	1,807	10
Total Votes Cast	2,135	164	1,958	13

Precinct 073

PROPOSITION 138

Vote For 1

	TOTAL	Polls	Early Provisional	S
Yes / Si	231	28	202	1
No	1,967	144	1,811	12
Total Votes Cast	2,198	172	2,013	13

PROPOSITION 139

Vote For 1

	TOTAL	Polls	Early Provisional	S
Yes / Si	2,013	139	1,862	12
No	300	41	257	2
Total Votes Cast	2,313	180	2,119	14

PROPOSITION 140

Vote For 1

	TOTAL	Polls	Early Provisional	S
Yes / Si	1,005	81	918	6
No	1,233	90	1,136	7
Total Votes Cast	2,238	171	2,054	13

PROPOSITION 311

Vote For 1

	TOTAL	Polls	Early Provisional	S
Yes / Si	827	82	737	8
No	1,404	91	1,308	5
Total Votes Cast	2,231	173	2,045	13

PROPOSITION 312

Vote For 1

	TOTAL	Polls	Early Provisional	S
Yes / Si	670	86	578	6
No	1,562	89	1,466	7
Total Votes Cast	2,232	175	2,044	13

PROPOSITION 313

Vote For 1

	TOTAL	Polls	Early Provisional	S
Yes / Si	647	83	560	4
No	1,492	78	1,405	9
Total Votes Cast	2,139	161	1,965	13

Precinct 073

PROPOSITION 314

Vote For 1

	TOTAL	Polls	Early Provisional	S
Yes / Si	546	68	472	6
No	1,603	95	1,501	7
Total Votes Cast	2,149	163	1,973	13

PROPOSITION 315

Vote For 1

	TOTAL	Polls	Early Provisional	S
Yes / Si	424	48	371	5
No	1,665	102	1,555	8
Total Votes Cast	2,089	150	1,926	13

Summary Results Report
 General Election
 November 5, 2024

OFFICIAL RESULTS
 Summary of Votes Cast
 County of Pima

Precinct 074

Statistics	TOTAL	Polls	Early Provisional	s
Registered Voters - Total	2,345			
Ballots Cast - Total	2,187	158	2,027	2
Ballots Cast - Blank	27	4	23	0
Voter Turnout - Total	93.26%			

Presidential Electors

Vote For 1	TOTAL	Polls	Early Provisional	s
HARRIS, KAMALA D.	1,213	64	1,148	1
TRUMP, DONALD J.	931	91	839	1
OLIVER, CHASE	6	1	5	0
STEIN, JILL	9	2	7	0
Write-In Totals	7	0	7	0
Write-In: Ayyadurai / Ellis	0	0	0	0
Write-In: Boddie / Stoneham	0	0	0	0
Write-In: De la Cruz / Garcia	0	0	0	0
Write-In: Shelton / Serra	0	0	0	0
Write-In: Skousen / Combs	0	0	0	0
Not Assigned	7	0	7	0
Total Votes Cast	2,166	158	2,006	2

U.S. Senator

Vote For 1	TOTAL	Polls	Early Provisional	s
GALLEGO, RUBEN	1,241	66	1,174	1
LAKE, KARI	873	86	786	1
QUINTANA, EDUARDO	31	3	28	0
Write-In Totals	3	1	2	0
Write-In: Williams, Sarah	0	0	0	0
Write-In: Beckett, Christopher	0	0	0	0
Write-In: Sanders, Steven Cavin	1	0	1	0
Write-In: Bozic, David	0	0	0	0
Write-In: Petty, Shawn	0	0	0	0
Write-In: Rodriguez, Benjamin	0	0	0	0
Write-In: Prosser, Jannie "Jannie"	0	0	0	0
Not Assigned	2	1	1	0
Total Votes Cast	2,148	156	1,990	2

Summary Results Report
 General Election
 November 5, 2024

OFFICIAL RESULTS
 Summary of Votes Cast
 County of Pima

Precinct 074

U.S. Representative in Congress District 6

Vote For 1

	TOTAL	Polls	Early Provisional	S
ENGEL, KIRSTEN	1,152	58	1,093	1
CISCOMANI, JUAN	938	92	845	1
EASTWOOD, ATHENA	40	3	37	0
Write-In Totals	2	1	1	0
Write-In: Pozzolo, Luis	0	0	0	0
Not Assigned	2	1	1	0
Total Votes Cast	2,132	154	1,976	2

State Senator District 19

Vote For 1

	TOTAL	Polls	Early Provisional	S
KARP, BOB	1,152	60	1,091	1
GOWAN, DAVID	966	93	872	1
Write-In Totals	1	1	0	0
Not Assigned	1	1	0	0
Total Votes Cast	2,119	154	1,963	2

State Representative Dist. 19

Vote For 2

	TOTAL	Polls	Early Provisional	S
FROSTROM JR., GREGG	1,148	60	1,087	1
DIAZ, LUPE	679	55	623	1
GRIFFIN, GAIL	938	89	849	0
Write-In Totals	4	1	3	0
Not Assigned	4	1	3	0
Total Votes Cast	2,769	205	2,562	2

Corporation Commissioner

Vote For 3

	TOTAL	Polls	Early Provisional	S
AGUILAR, YLENIA	1,071	50	1,020	1
HILL, JONATHON	1,049	47	1,001	1
POLACHECK, JOSHUA	994	44	949	1
LOPEZ, RENE	834	72	762	0
MARQUEZ PETERSON, LEA	820	69	751	0
WALDEN, RACHEL	861	76	784	1
CEASE, MIKE	40	6	34	0
LUXENBERG, NINA	42	2	40	0
Write-In Totals	0	0	0	0
Write-In: Bertone, Frank	0	0	0	0
Not Assigned	0	0	0	0
Total Votes Cast	5,711	366	5,341	4

Precinct 074

Board of Supervisors District 4

Vote For 1

	TOTAL	Polls	Early Provisional	S
BECHTOL, VANESSA	1,093	56	1,036	1
CHRISTY, STEPHEN W. "STEVE"	995	92	902	1
Write-In Totals	0	0	0	0
Not Assigned	0	0	0	0
Total Votes Cast	2,088	148	1,938	2

County Assessor

Vote For 1

	TOTAL	Polls	Early Provisional	S
DROUBIE, SUZANNE	1,418	88	1,329	1
Write-In Totals	41	3	38	0
Not Assigned	41	3	38	0
Total Votes Cast	1,459	91	1,367	1

County Attorney

Vote For 1

	TOTAL	Polls	Early Provisional	S
CONOVER, LAURA	1,245	63	1,181	1
DRUAN, HOWARD	369	41	328	0
Write-In Totals	24	1	23	0
Not Assigned	24	1	23	0
Total Votes Cast	1,638	105	1,532	1

County Recorder

Vote For 1

	TOTAL	Polls	Early Provisional	S
CÁZARES-KELLY, GABRIELLA	1,154	57	1,096	1
CAMPBELL-GONZALEZ, DOMINIC	901	86	814	1
Write-In Totals	3	0	3	0
Not Assigned	3	0	3	0
Total Votes Cast	2,058	143	1,913	2

County Sheriff

Vote For 1

	TOTAL	Polls	Early Provisional	S
NANOS, CHRIS	1,032	51	980	1
LAPPIN, HEATHER	1,056	94	961	1
Write-In Totals	1	1	0	0
Write-In: Di Genova, Trista	0	0	0	0
Not Assigned	1	1	0	0
Total Votes Cast	2,089	146	1,941	2

Precinct 074

County Superintendent of Schools

Vote For 1

	TOTAL	Polls	Early Provisional	S
WILLIAMS, DUSTIN	1,405	87	1,318	0
Write-In Totals	38	4	34	0
Not Assigned	38	4	34	0
Total Votes Cast	1,443	91	1,352	0

County Treasurer

Vote For 1

	TOTAL	Polls	Early Provisional	S
JOHNSON, BRIAN	1,087	54	1,032	1
ACKERLEY, CHRIS	996	93	902	1
Write-In Totals	1	0	1	0
Not Assigned	1	0	1	0
Total Votes Cast	2,084	147	1,935	2

Constable Precinct 7

Vote For 1

	TOTAL	Polls	Early Provisional	S
SCHENEK JR., THOMAS	1,314	115	1,198	1
Write-In Totals	35	1	34	0
Not Assigned	35	1	34	0
Total Votes Cast	1,349	116	1,232	1

KING, KATHRYN H.

Vote For 1

	TOTAL	Polls	Early Provisional	S
Yes / Si	1,024	81	943	0
No	688	36	652	0
Total Votes Cast	1,712	117	1,595	0

BOLICK, CLINT

Vote For 1

	TOTAL	Polls	Early Provisional	S
Yes / Si	969	78	891	0
No	719	36	683	0
Total Votes Cast	1,688	114	1,574	0

ECKERSTROM, PETER J.

Vote For 1

	TOTAL	Polls	Early Provisional	S
Yes / Si	1,153	73	1,080	0
No	326	35	291	0
Total Votes Cast	1,479	108	1,371	0

Precinct 074

STARING, CHRISTOPHER P.

Vote For 1	TOTAL	Polls	Early Provisional	S
Yes / Si	1,170	80	1,090	0
No	312	26	286	0
Total Votes Cast	1,482	106	1,376	0

GRIFFIN, BRENDEN J.

Vote For 1	TOTAL	Polls	Early Provisional	S
Yes / Si	1,108	73	1,035	0
No	311	31	279	1
Total Votes Cast	1,419	104	1,314	1

LEE, KENNETH

Vote For 1	TOTAL	Polls	Early Provisional	S
Yes / Si	1,115	71	1,044	0
No	309	32	276	1
Total Votes Cast	1,424	103	1,320	1

BRYSON, KYLE A.

Vote For 1	TOTAL	Polls	Early Provisional	S
Yes / Si	1,129	72	1,057	0
No	294	29	264	1
Total Votes Cast	1,423	101	1,321	1

COHEN, GARY J.

Vote For 1	TOTAL	Polls	Early Provisional	S
Yes / Si	1,132	73	1,059	0
No	285	29	255	1
Total Votes Cast	1,417	102	1,314	1

GORDON, RICHARD E.

Vote For 1	TOTAL	Polls	Early Provisional	S
Yes / Si	1,123	73	1,050	0
No	292	30	261	1
Total Votes Cast	1,415	103	1,311	1

Precinct 074

BUTLER, MICHAEL J.

Vote For 1

	TOTAL	Polls	Early Provisional	S
Yes / Si	1,129	70	1,059	0
No	288	32	255	1
Total Votes Cast	1,417	102	1,314	1

YEHLING, WAYNE E.

Vote For 1

	TOTAL	Polls	Early Provisional	S
Yes / Si	1,120	70	1,050	0
No	289	32	257	0
Total Votes Cast	1,409	102	1,307	0

CONSTANT, DANIELLE J.K.

Vote For 1

	TOTAL	Polls	Early Provisional	S
Yes / Si	1,093	71	1,022	0
No	320	31	289	0
Total Votes Cast	1,413	102	1,311	0

METCALF, D. DOUGLAS

Vote For 1

	TOTAL	Polls	Early Provisional	S
Yes / Si	1,124	73	1,051	0
No	292	29	262	1
Total Votes Cast	1,416	102	1,313	1

MCGINLEY, CASEY F.

Vote For 1

	TOTAL	Polls	Early Provisional	S
Yes / Si	1,116	71	1,045	0
No	283	29	254	0
Total Votes Cast	1,399	100	1,299	0

SAKALL, GREG

Vote For 1

	TOTAL	Polls	Early Provisional	S
Yes / Si	1,134	71	1,063	0
No	289	32	257	0
Total Votes Cast	1,423	103	1,320	0

Precinct 074

WAGENER, JOAN L.

Vote For 1		TOTAL	Polls	Early Provisional	S
Yes / Si		1,125	69	1,056	0
No		293	33	260	0
Total Votes Cast		1,418	102	1,316	0

JOHNSON, KELLIE L.

Vote For 1		TOTAL	Polls	Early Provisional	S
Yes / Si		1,095	74	1,021	0
No		334	26	308	0
Total Votes Cast		1,429	100	1,329	0

ORTIZ, KIMBERLY H.

Vote For 1		TOTAL	Polls	Early Provisional	S
Yes / Si		1,135	68	1,067	0
No		284	34	250	0
Total Votes Cast		1,419	102	1,317	0

MCDONALD, SCOTT DAVID

Vote For 1		TOTAL	Polls	Early Provisional	S
Yes / Si		1,095	66	1,029	0
No		308	33	275	0
Total Votes Cast		1,403	99	1,304	0

ABRAMS, LISA ILKA

Vote For 1		TOTAL	Polls	Early Provisional	S
Yes / Si		1,134	71	1,063	0
No		287	31	256	0
Total Votes Cast		1,421	102	1,319	0

PROPOSITION 133

Vote For 1		TOTAL	Polls	Early Provisional	S
Yes / Si		705	71	633	1
No		1,215	71	1,144	0
Total Votes Cast		1,920	142	1,777	1

Precinct 074

PROPOSITION 134

Vote For 1

	TOTAL	Polls	Early Provisional	S
Yes / Si	726	72	653	1
No	1,195	70	1,125	0
Total Votes Cast	1,921	142	1,778	1

PROPOSITION 135

Vote For 1

	TOTAL	Polls	Early Provisional	S
Yes / Si	746	71	675	0
No	1,143	68	1,074	1
Total Votes Cast	1,889	139	1,749	1

PROPOSITION 136

Vote For 1

	TOTAL	Polls	Early Provisional	S
Yes / Si	589	53	536	0
No	1,288	80	1,207	1
Total Votes Cast	1,877	133	1,743	1

PROPOSITION 137

Vote For 1

	TOTAL	Polls	Early Provisional	S
Yes / Si	388	39	349	0
No	1,491	102	1,388	1
Total Votes Cast	1,879	141	1,737	1

PROPOSITION 138

Vote For 1

	TOTAL	Polls	Early Provisional	S
Yes / Si	356	41	315	0
No	1,586	102	1,483	1
Total Votes Cast	1,942	143	1,798	1

PROPOSITION 139

Vote For 1

	TOTAL	Polls	Early Provisional	S
Yes / Si	1,465	81	1,383	1
No	613	70	542	1
Total Votes Cast	2,078	151	1,925	2

Precinct 074

PROPOSITION 140

Vote For 1				
	TOTAL	Polls	Early Provisional	S
Yes / Si	866	71	795	0
No	1,174	75	1,097	2
Total Votes Cast	2,040	146	1,892	2

PROPOSITION 311

Vote For 1				
	TOTAL	Polls	Early Provisional	S
Yes / Si	1,254	104	1,148	2
No	776	44	732	0
Total Votes Cast	2,030	148	1,880	2

PROPOSITION 312

Vote For 1				
	TOTAL	Polls	Early Provisional	S
Yes / Si	1,041	88	952	1
No	974	53	920	1
Total Votes Cast	2,015	141	1,872	2

PROPOSITION 313

Vote For 1				
	TOTAL	Polls	Early Provisional	S
Yes / Si	1,064	92	972	0
No	876	53	822	1
Total Votes Cast	1,940	145	1,794	1

PROPOSITION 314

Vote For 1				
	TOTAL	Polls	Early Provisional	S
Yes / Si	1,124	99	1,024	1
No	819	43	776	0
Total Votes Cast	1,943	142	1,800	1

PROPOSITION 315

Vote For 1				
	TOTAL	Polls	Early Provisional	S
Yes / Si	780	69	711	0
No	1,102	67	1,034	1
Total Votes Cast	1,882	136	1,745	1

Precinct 074

PROPOSITION 410 - Continental School District No. 39

Vote For 1

	TOTAL	Polls	Early Provisional	S
Budget Increase, Yes / Aumento al Presupuesto, Sí	953	73	879	1
Budget Increase, No / Aumento al Presupuesto, No	967	67	900	0
Total Votes Cast	1,920	140	1,779	1

Precinct 075

Statistics	TOTAL	Polls	Early Provisional	s
Registered Voters - Total	3,111			
Ballots Cast - Total	2,380	298	2,046	36
Ballots Cast - Blank	40	16	24	0
Voter Turnout - Total	76.50%			

Presidential Electors

Vote For 1	TOTAL	Polls	Early Provisional	s
HARRIS, KAMALA D.	1,820	169	1,625	26
TRUMP, DONALD J.	472	112	351	9
OLIVER, CHASE	10	2	8	0
STEIN, JILL	40	4	35	1
Write-In Totals	18	4	14	0
Write-In: Ayyadurai / Ellis	0	0	0	0
Write-In: Boddie / Stoneham	0	0	0	0
Write-In: De la Cruz / Garcia	7	2	5	0
Write-In: Shelton / Serra	0	0	0	0
Write-In: Skousen / Combs	0	0	0	0
Not Assigned	11	2	9	0
Total Votes Cast	2,360	291	2,033	36

U.S. Senator

Vote For 1	TOTAL	Polls	Early Provisional	s
GALLEGO, RUBEN	1,830	172	1,633	25
LAKE, KARI	422	97	317	8
QUINTANA, EDUARDO	84	18	64	2
Write-In Totals	4	1	3	0
Write-In: Williams, Sarah	0	0	0	0
Write-In: Beckett, Christopher	0	0	0	0
Write-In: Sanders, Steven Cavin	0	0	0	0
Write-In: Bozic, David	0	0	0	0
Write-In: Petty, Shawn	0	0	0	0
Write-In: Rodriguez, Benjamin	0	0	0	0
Write-In: Prosser, Jannie "Jannie"	0	0	0	0
Not Assigned	4	1	3	0
Total Votes Cast	2,340	288	2,017	35

Summary Results Report
 General Election
 November 5, 2024

OFFICIAL RESULTS
 Summary of Votes Cast
 County of Pima

Precinct 075

U.S. Representative in Congress District 6

Vote For 1

	TOTAL	Polls	Early Provisional	s
ENGEL, KIRSTEN	1,740	161	1,559	20
CISCOMANI, JUAN	463	98	357	8
EASTWOOD, ATHENA	106	25	75	6
Write-In Totals	8	2	6	0
Write-In: Pozzolo, Luis	0	0	0	0
Not Assigned	8	2	6	0
Total Votes Cast	2,317	286	1,997	34

State Senator District 18

Vote For 1

	TOTAL	Polls	Early Provisional	s
SUNDARESHAN, PRIYA	1,902	206	1,670	26
Write-In Totals	43	16	27	0
Not Assigned	43	16	27	0
Total Votes Cast	1,945	222	1,697	26

State Representative Dist. 18

Vote For 2

	TOTAL	Polls	Early Provisional	s
GUTIERREZ, NANCY	1,695	159	1,518	18
MATHIS, CHRIS	1,414	92	1,309	13
ROSENBLUM, LEONARD "LEN"	484	102	374	8
Write-In Totals	14	7	7	0
Not Assigned	14	7	7	0
Total Votes Cast	3,607	360	3,208	39

Corporation Commissioner

Vote For 3

	TOTAL	Polls	Early Provisional	s
AGUILAR, YLENIA	1,603	125	1,456	22
HILL, JONATHON	1,519	114	1,391	14
POLACHECK, JOSHUA	1,457	109	1,335	13
LOPEZ, RENE	372	66	303	3
MARQUEZ PETERSON, LEA	369	60	305	4
WALDEN, RACHEL	403	78	318	7
CEASE, MIKE	95	12	81	2
LUXENBERG, NINA	151	20	126	5
Write-In Totals	8	4	4	0
Write-In: Bertone, Frank	0	0	0	0
Not Assigned	8	4	4	0
Total Votes Cast	5,977	588	5,319	70

Precinct 075

Board of Supervisors District 5

	TOTAL	Polls	Early Provisional	S
GRIJALVA, ADELITA	1,663	148	1,496	19
ROMERO, VAL	514	111	392	11
Write-In Totals	12	5	7	0
Not Assigned	12	5	7	0
Total Votes Cast	2,189	264	1,895	30

County Assessor

	TOTAL	Polls	Early Provisional	S
DROUBIE, SUZANNE	1,881	206	1,648	27
Write-In Totals	30	11	19	0
Not Assigned	30	11	19	0
Total Votes Cast	1,911	217	1,667	27

County Attorney

	TOTAL	Polls	Early Provisional	S
CONOVER, LAURA	1,705	163	1,518	24
DRUAN, HOWARD	368	70	292	6
Write-In Totals	24	8	16	0
Not Assigned	24	8	16	0
Total Votes Cast	2,097	241	1,826	30

County Recorder

	TOTAL	Polls	Early Provisional	S
CÁZARES-KELLY, GABRIELLA	1,782	159	1,601	22
CAMPBELL-GONZALEZ, DOMINIC	443	99	336	8
Write-In Totals	7	4	3	0
Not Assigned	7	4	3	0
Total Votes Cast	2,232	262	1,940	30

County Sheriff

	TOTAL	Polls	Early Provisional	S
NANOS, CHRIS	1,486	151	1,314	21
LAPPIN, HEATHER	692	118	564	10
Write-In Totals	20	5	15	0
Write-In: Di Genova, Trista	3	0	3	0
Not Assigned	17	5	12	0
Total Votes Cast	2,198	274	1,893	31

Precinct 075

County Superintendent of Schools

Vote For 1

	TOTAL	Polls	Early Provisional	S
WILLIAMS, DUSTIN	1,868	207	1,635	26
Write-In Totals	31	8	23	0
Not Assigned	31	8	23	0
Total Votes Cast	1,899	215	1,658	26

County Treasurer

Vote For 1

	TOTAL	Polls	Early Provisional	S
JOHNSON, BRIAN	1,670	151	1,496	23
ACKERLEY, CHRIS	539	109	424	6
Write-In Totals	7	3	4	0
Not Assigned	7	3	4	0
Total Votes Cast	2,216	263	1,924	29

Justice of the Peace Precinct 6

Vote For 1

	TOTAL	Polls	Early Provisional	S
BALL, ALEXANDER	1,853	206	1,621	26
Write-In Totals	26	9	17	0
Not Assigned	26	9	17	0
Total Votes Cast	1,879	215	1,638	26

Constable Precinct 6

Vote For 1

	TOTAL	Polls	Early Provisional	S
BERNAL, BENNETT L.	1,845	201	1,619	25
Write-In Totals	29	12	17	0
Not Assigned	29	12	17	0
Total Votes Cast	1,874	213	1,636	25

KING, KATHRYN H.

Vote For 1

	TOTAL	Polls	Early Provisional	S
Yes / Si	645	109	526	10
No	1,333	115	1,202	16
Total Votes Cast	1,978	224	1,728	26

BOLICK, CLINT

Vote For 1

	TOTAL	Polls	Early Provisional	S
Yes / Si	588	102	476	10
No	1,377	120	1,241	16
Total Votes Cast	1,965	222	1,717	26

Precinct 075

ECKERSTROM, PETER J.

Vote For 1

	TOTAL	Polls	Early Provisional	S
Yes / Si	1,275	137	1,123	15
No	472	76	388	8
Total Votes Cast	1,747	213	1,511	23

STARING, CHRISTOPHER P.

Vote For 1

	TOTAL	Polls	Early Provisional	S
Yes / Si	1,120	128	980	12
No	604	81	512	11
Total Votes Cast	1,724	209	1,492	23

GRIFFIN, BRENDEN J.

Vote For 1

	TOTAL	Polls	Early Provisional	S
Yes / Si	1,123	137	972	14
No	579	72	498	9
Total Votes Cast	1,702	209	1,470	23

LEE, KENNETH

Vote For 1

	TOTAL	Polls	Early Provisional	S
Yes / Si	1,174	128	1,034	12
No	513	80	423	10
Total Votes Cast	1,687	208	1,457	22

BRYSON, KYLE A.

Vote For 1

	TOTAL	Polls	Early Provisional	S
Yes / Si	1,184	130	1,041	13
No	502	78	416	8
Total Votes Cast	1,686	208	1,457	21

COHEN, GARY J.

Vote For 1

	TOTAL	Polls	Early Provisional	S
Yes / Si	1,150	126	1,012	12
No	524	80	435	9
Total Votes Cast	1,674	206	1,447	21

Precinct 075

GORDON, RICHARD E.

Vote For 1

	TOTAL	Polls	Early Provisional	S
Yes / Si	1,172	129	1,029	14
No	512	79	426	7
Total Votes Cast	1,684	208	1,455	21

BUTLER, MICHAEL J.

Vote For 1

	TOTAL	Polls	Early Provisional	S
Yes / Si	1,192	133	1,046	13
No	490	72	410	8
Total Votes Cast	1,682	205	1,456	21

YEHLING, WAYNE E.

Vote For 1

	TOTAL	Polls	Early Provisional	S
Yes / Si	1,133	124	996	13
No	555	81	466	8
Total Votes Cast	1,688	205	1,462	21

CONSTANT, DANIELLE J.K.

Vote For 1

	TOTAL	Polls	Early Provisional	S
Yes / Si	1,105	127	967	11
No	577	81	486	10
Total Votes Cast	1,682	208	1,453	21

METCALF, D. DOUGLAS

Vote For 1

	TOTAL	Polls	Early Provisional	S
Yes / Si	1,147	127	1,006	14
No	531	80	444	7
Total Votes Cast	1,678	207	1,450	21

MCGINLEY, CASEY F.

Vote For 1

	TOTAL	Polls	Early Provisional	S
Yes / Si	1,186	133	1,040	13
No	502	78	416	8
Total Votes Cast	1,688	211	1,456	21

Precinct 075

SAKALL, GREG

Vote For 1

	TOTAL	Polls	Early Provisional	S
Yes / Si	1,134	131	990	13
No	551	74	469	8
Total Votes Cast	1,685	205	1,459	21

WAGENER, JOAN L.

Vote For 1

	TOTAL	Polls	Early Provisional	S
Yes / Si	1,135	127	994	14
No	544	80	457	7
Total Votes Cast	1,679	207	1,451	21

JOHNSON, KELLIE L.

Vote For 1

	TOTAL	Polls	Early Provisional	S
Yes / Si	886	120	755	11
No	847	88	749	10
Total Votes Cast	1,733	208	1,504	21

ORTIZ, KIMBERLY H.

Vote For 1

	TOTAL	Polls	Early Provisional	S
Yes / Si	1,183	135	1,033	15
No	502	73	424	5
Total Votes Cast	1,685	208	1,457	20

MCDONALD, SCOTT DAVID

Vote For 1

	TOTAL	Polls	Early Provisional	S
Yes / Si	1,096	126	959	11
No	589	81	498	10
Total Votes Cast	1,685	207	1,457	21

ABRAMS, LISA ILKA

Vote For 1

	TOTAL	Polls	Early Provisional	S
Yes / Si	1,186	135	1,036	15
No	497	72	419	6
Total Votes Cast	1,683	207	1,455	21

Precinct 075

Governing Board - Tucson Unified School District (TUSD) No. 1

Vote For 3

	TOTAL	Polls	Early Provisional	S
ACOSTA RUIZ, PILAR	549	73	469	7
FLORES, ESTEBAN	473	70	397	6
LUNA ROSE, NATALIE	1,276	117	1,144	15
SHAH, RAVI	1,088	78	1,005	5
SHAW, SADIE	1,107	102	998	7
Write-In Totals	24	5	19	0
Not Assigned	24	5	19	0
Total Votes Cast	4,517	445	4,032	40

Board of Governors - Pima Community College Dist. 5

Vote For 1

	TOTAL	Polls	Early Provisional	S
GONZALES, LUIS LOPEZ	458	47	409	2
MORALES, KARLA	1,132	150	965	17
Write-In Totals	13	4	9	0
Not Assigned	13	4	9	0
Total Votes Cast	1,603	201	1,383	19

PROPOSITION 133

Vote For 1

	TOTAL	Polls	Early Provisional	S
Yes / Si	461	95	355	11
No	1,692	172	1,502	18
Total Votes Cast	2,153	267	1,857	29

PROPOSITION 134

Vote For 1

	TOTAL	Polls	Early Provisional	S
Yes / Si	415	88	319	8
No	1,749	180	1,548	21
Total Votes Cast	2,164	268	1,867	29

PROPOSITION 135

Vote For 1

	TOTAL	Polls	Early Provisional	S
Yes / Si	554	116	426	12
No	1,577	147	1,414	16
Total Votes Cast	2,131	263	1,840	28

Precinct 075

PROPOSITION 136

Vote For 1		TOTAL	Polls	Early Provisional	S
Yes / Si		382	75	299	8
No		1,739	184	1,535	20
Total Votes Cast		2,121	259	1,834	28

PROPOSITION 137

Vote For 1		TOTAL	Polls	Early Provisional	S
Yes / Si		222	36	182	4
No		1,886	221	1,640	25
Total Votes Cast		2,108	257	1,822	29

PROPOSITION 138

Vote For 1		TOTAL	Polls	Early Provisional	S
Yes / Si		231	45	182	4
No		1,953	226	1,701	26
Total Votes Cast		2,184	271	1,883	30

PROPOSITION 139

Vote For 1		TOTAL	Polls	Early Provisional	S
Yes / Si		1,932	208	1,693	31
No		345	66	275	4
Total Votes Cast		2,277	274	1,968	35

PROPOSITION 140

Vote For 1		TOTAL	Polls	Early Provisional	S
Yes / Si		1,002	149	833	20
No		1,234	120	1,101	13
Total Votes Cast		2,236	269	1,934	33

PROPOSITION 311

Vote For 1		TOTAL	Polls	Early Provisional	S
Yes / Si		934	160	753	21
No		1,296	112	1,171	13
Total Votes Cast		2,230	272	1,924	34

Precinct 075

PROPOSITION 312

Vote For 1

	TOTAL	Polls	Early Provisional	S
Yes / Si	778	141	619	18
No	1,430	128	1,289	13
Total Votes Cast	2,208	269	1,908	31

PROPOSITION 313

Vote For 1

	TOTAL	Polls	Early Provisional	S
Yes / Si	840	154	668	18
No	1,290	105	1,171	14
Total Votes Cast	2,130	259	1,839	32

PROPOSITION 314

Vote For 1

	TOTAL	Polls	Early Provisional	S
Yes / Si	665	121	529	15
No	1,464	137	1,313	14
Total Votes Cast	2,129	258	1,842	29

PROPOSITION 315

Vote For 1

	TOTAL	Polls	Early Provisional	S
Yes / Si	520	93	412	15
No	1,565	158	1,395	12
Total Votes Cast	2,085	251	1,807	27

Summary Results Report
 General Election
 November 5, 2024

OFFICIAL RESULTS
 Summary of Votes Cast
 County of Pima

Precinct 076

Statistics	TOTAL	Polls	Early Provisional	S
Registered Voters - Total	398			
Ballots Cast - Total	256	140	112	4
Ballots Cast - Blank	8	6	2	0
Voter Turnout - Total	64.32%			

Presidential Electors

Vote For 1	TOTAL	Polls	Early Provisional	S
HARRIS, KAMALA D.	225	116	105	4
TRUMP, DONALD J.	25	20	5	0
OLIVER, CHASE	0	0	0	0
STEIN, JILL	1	0	1	0
Write-In Totals	1	1	0	0
Write-In: Ayyadurai / Ellis	0	0	0	0
Write-In: Boddie / Stoneham	0	0	0	0
Write-In: De la Cruz / Garcia	0	0	0	0
Write-In: Shelton / Serra	0	0	0	0
Write-In: Skousen / Combs	0	0	0	0
Not Assigned	1	1	0	0
Total Votes Cast	252	137	111	4

U.S. Senator

Vote For 1	TOTAL	Polls	Early Provisional	S
GALLEGO, RUBEN	227	120	104	3
LAKE, KARI	21	16	5	0
QUINTANA, EDUARDO	7	3	3	1
Write-In Totals	0	0	0	0
Write-In: Williams, Sarah	0	0	0	0
Write-In: Beckett, Christopher	0	0	0	0
Write-In: Sanders, Steven Cavin	0	0	0	0
Write-In: Bozic, David	0	0	0	0
Write-In: Petty, Shawn	0	0	0	0
Write-In: Rodriguez, Benjamin	0	0	0	0
Write-In: Prosser, Jannie "Jannie"	0	0	0	0
Not Assigned	0	0	0	0
Total Votes Cast	255	139	112	4

U.S. Representative in Congress District 7

Vote For 1	TOTAL	Polls	Early Provisional	S
GRIJALVA, RAÚL M.	231	119	108	4
BUTIEREZ SR., DANIEL FRANCIS	21	17	4	0
Write-In Totals	0	0	0	0
Not Assigned	0	0	0	0
Total Votes Cast	252	136	112	4

Precinct 076

State Senator District 23

Vote For 1

	TOTAL	Polls	Early Provisional	S
FERNANDEZ, BRIAN	216	110	102	4
ALTHERR, MICHELLE	28	23	5	0
Write-In Totals	0	0	0	0
Not Assigned	0	0	0	0
Total Votes Cast	244	133	107	4

State Representative Dist. 23

Vote For 2

	TOTAL	Polls	Early Provisional	S
ROSALES, MATIAS	146	70	75	1
SANDOVAL, MARIANA	167	84	80	3
PENA, MICHELE	25	18	7	0
Write-In Totals	0	0	0	0
Not Assigned	0	0	0	0
Total Votes Cast	338	172	162	4

Corporation Commissioner

Vote For 3

	TOTAL	Polls	Early Provisional	S
AGUILAR, YLENIA	160	78	79	3
HILL, JONATHON	141	65	76	0
POLACHECK, JOSHUA	148	68	78	2
LOPEZ, RENE	33	26	7	0
MARQUEZ PETERSON, LEA	13	10	3	0
WALDEN, RACHEL	26	19	7	0
CEASE, MIKE	5	1	4	0
LUXENBERG, NINA	5	2	3	0
Write-In Totals	0	0	0	0
Write-In: Bertone, Frank	0	0	0	0
Not Assigned	0	0	0	0
Total Votes Cast	531	269	257	5

Board of Supervisors District 3

Vote For 1

	TOTAL	Polls	Early Provisional	S
ALLEN, JENNIFER "JEN"	212	113	95	4
WITTENBRAKER, JANET "JL"	24	15	9	0
BAH, IMAN-UTOPIA LAYJOU	10	5	5	0
Write-In Totals	0	0	0	0
Not Assigned	0	0	0	0
Total Votes Cast	246	133	109	4

Precinct 076

County Assessor

Vote For 1

	TOTAL	Polls	Early Provisional	S
DROUBIE, SUZANNE	226	123	99	4
Write-In Totals	3	1	2	0
Not Assigned	3	1	2	0
Total Votes Cast	229	124	101	4

County Attorney

Vote For 1

	TOTAL	Polls	Early Provisional	S
CONOVER, LAURA	210	111	96	3
DRUAN, HOWARD	21	14	6	1
Write-In Totals	2	0	2	0
Not Assigned	2	0	2	0
Total Votes Cast	233	125	104	4

County Recorder

Vote For 1

	TOTAL	Polls	Early Provisional	S
CÁZARES-KELLY, GABRIELLA	232	123	105	4
CAMPBELL-GONZALEZ, DOMINIC	20	15	5	0
Write-In Totals	0	0	0	0
Not Assigned	0	0	0	0
Total Votes Cast	252	138	110	4

County Sheriff

Vote For 1

	TOTAL	Polls	Early Provisional	S
NANOS, CHRIS	195	101	91	3
LAPPIN, HEATHER	44	27	16	1
Write-In Totals	0	0	0	0
Write-In: Di Genova, Trista	0	0	0	0
Not Assigned	0	0	0	0
Total Votes Cast	239	128	107	4

County Superintendent of Schools

Vote For 1

	TOTAL	Polls	Early Provisional	S
WILLIAMS, DUSTIN	230	126	100	4
Write-In Totals	2	0	2	0
Not Assigned	2	0	2	0
Total Votes Cast	232	126	102	4

Precinct 076

County Treasurer

Vote For 1

	TOTAL	Polls	Early Provisional	S
JOHNSON, BRIAN	215	112	100	3
ACKERLEY, CHRIS	28	20	7	1
Write-In Totals	0	0	0	0
Not Assigned	0	0	0	0
Total Votes Cast	243	132	107	4

KING, KATHRYN H.

Vote For 1

	TOTAL	Polls	Early Provisional	S
Yes / Si	156	88	65	3
No	69	35	33	1
Total Votes Cast	225	123	98	4

BOLICK, CLINT

Vote For 1

	TOTAL	Polls	Early Provisional	S
Yes / Si	133	72	60	1
No	83	44	37	2
Total Votes Cast	216	116	97	3

ECKERSTROM, PETER J.

Vote For 1

	TOTAL	Polls	Early Provisional	S
Yes / Si	162	88	72	2
No	57	32	24	1
Total Votes Cast	219	120	96	3

STARING, CHRISTOPHER P.

Vote For 1

	TOTAL	Polls	Early Provisional	S
Yes / Si	157	84	73	0
No	60	34	23	3
Total Votes Cast	217	118	96	3

GRIFFIN, BRENDEN J.

Vote For 1

	TOTAL	Polls	Early Provisional	S
Yes / Si	163	89	72	2
No	52	26	25	1
Total Votes Cast	215	115	97	3

Precinct 076

LEE, KENNETH

Vote For 1

	TOTAL	Polls	Early Provisional	S
Yes / Si	157	84	71	2
No	58	32	25	1
Total Votes Cast	215	116	96	3

BRYSON, KYLE A.

Vote For 1

	TOTAL	Polls	Early Provisional	S
Yes / Si	153	80	72	1
No	62	35	25	2
Total Votes Cast	215	115	97	3

COHEN, GARY J.

Vote For 1

	TOTAL	Polls	Early Provisional	S
Yes / Si	155	84	70	1
No	62	32	28	2
Total Votes Cast	217	116	98	3

GORDON, RICHARD E.

Vote For 1

	TOTAL	Polls	Early Provisional	S
Yes / Si	151	79	70	2
No	62	34	27	1
Total Votes Cast	213	113	97	3

BUTLER, MICHAEL J.

Vote For 1

	TOTAL	Polls	Early Provisional	S
Yes / Si	149	76	71	2
No	67	40	26	1
Total Votes Cast	216	116	97	3

YEHLING, WAYNE E.

Vote For 1

	TOTAL	Polls	Early Provisional	S
Yes / Si	148	71	76	1
No	67	43	22	2
Total Votes Cast	215	114	98	3

Precinct 076

CONSTANT, DANIELLE J.K.

Vote For 1

	TOTAL	Polls	Early Provisional	S
Yes / Si	156	81	73	2
No	57	33	23	1
Total Votes Cast	213	114	96	3

METCALF, D. DOUGLAS

Vote For 1

	TOTAL	Polls	Early Provisional	S
Yes / Si	148	78	69	1
No	64	35	27	2
Total Votes Cast	212	113	96	3

MCGINLEY, CASEY F.

Vote For 1

	TOTAL	Polls	Early Provisional	S
Yes / Si	151	79	70	2
No	64	36	27	1
Total Votes Cast	215	115	97	3

SAKALL, GREG

Vote For 1

	TOTAL	Polls	Early Provisional	S
Yes / Si	144	70	72	2
No	68	43	24	1
Total Votes Cast	212	113	96	3

WAGENER, JOAN L.

Vote For 1

	TOTAL	Polls	Early Provisional	S
Yes / Si	163	87	74	2
No	51	27	23	1
Total Votes Cast	214	114	97	3

JOHNSON, KELLIE L.

Vote For 1

	TOTAL	Polls	Early Provisional	S
Yes / Si	150	81	67	2
No	62	33	28	1
Total Votes Cast	212	114	95	3

Precinct 076

ORTIZ, KIMBERLY H.

Vote For 1

	TOTAL	Polls	Early Provisional	s
Yes / Si	160	84	75	1
No	56	31	23	2
Total Votes Cast	216	115	98	3

MCDONALD, SCOTT DAVID

Vote For 1

	TOTAL	Polls	Early Provisional	s
Yes / Si	154	79	74	1
No	59	35	22	2
Total Votes Cast	213	114	96	3

ABRAMS, LISA ILKA

Vote For 1

	TOTAL	Polls	Early Provisional	s
Yes / Si	160	84	74	2
No	54	30	23	1
Total Votes Cast	214	114	97	3

Governing Board - Baboquivari School District No. 40

Vote For 2

	TOTAL	Polls	Early Provisional	s
GREASEWOOD, ELLA M.	94	48	45	1
MIGUEL, JESSICA	134	69	63	2
STEVENS, ANNAMARIE	135	69	65	1
Write-In Totals	2	1	1	0
Not Assigned	2	1	1	0
Total Votes Cast	365	187	174	4

Board of Governors - Pima Community College Dist. 3

Vote For 1

	TOTAL	Polls	Early Provisional	s
GARCIA, MARIA DE LA LUZ	110	64	44	2
RANDALL, KRISTEN	119	61	57	1
Write-In Totals	0	0	0	0
Not Assigned	0	0	0	0
Total Votes Cast	229	125	101	3

PROPOSITION 133

Vote For 1

	TOTAL	Polls	Early Provisional	s
Yes / Si	89	49	37	3
No	134	78	55	1
Total Votes Cast	223	127	92	4

Precinct 076

PROPOSITION 134

Vote For 1		TOTAL	Polls	Early Provisional	S
Yes / Si	71	45	24	2	
No	154	83	69	2	
Total Votes Cast	225	128	93	4	

PROPOSITION 135

Vote For 1		TOTAL	Polls	Early Provisional	S
Yes / Si	79	45	31	3	
No	142	79	63	0	
Total Votes Cast	221	124	94	3	

PROPOSITION 136

Vote For 1		TOTAL	Polls	Early Provisional	S
Yes / Si	67	38	27	2	
No	157	89	66	2	
Total Votes Cast	224	127	93	4	

PROPOSITION 137

Vote For 1		TOTAL	Polls	Early Provisional	S
Yes / Si	68	34	30	4	
No	149	90	59	0	
Total Votes Cast	217	124	89	4	

PROPOSITION 138

Vote For 1		TOTAL	Polls	Early Provisional	S
Yes / Si	55	29	24	2	
No	170	99	69	2	
Total Votes Cast	225	128	93	4	

PROPOSITION 139

Vote For 1		TOTAL	Polls	Early Provisional	S
Yes / Si	186	96	87	3	
No	53	33	19	1	
Total Votes Cast	239	129	106	4	

Precinct 076

PROPOSITION 140

Vote For 1

	TOTAL	Polls	Early Provisional	S
Yes / Si	109	58	48	3
No	121	69	51	1
Total Votes Cast	230	127	99	4

PROPOSITION 311

Vote For 1

	TOTAL	Polls	Early Provisional	S
Yes / Si	157	88	65	4
No	79	42	37	0
Total Votes Cast	236	130	102	4

PROPOSITION 312

Vote For 1

	TOTAL	Polls	Early Provisional	S
Yes / Si	96	51	42	3
No	132	73	58	1
Total Votes Cast	228	124	100	4

PROPOSITION 313

Vote For 1

	TOTAL	Polls	Early Provisional	S
Yes / Si	157	89	66	2
No	73	36	36	1
Total Votes Cast	230	125	102	3

PROPOSITION 314

Vote For 1

	TOTAL	Polls	Early Provisional	S
Yes / Si	119	70	47	2
No	110	55	54	1
Total Votes Cast	229	125	101	3

PROPOSITION 315

Vote For 1

	TOTAL	Polls	Early Provisional	S
Yes / Si	89	53	35	1
No	133	70	61	2
Total Votes Cast	222	123	96	3

Summary Results Report
 General Election
 November 5, 2024

OFFICIAL RESULTS
 Summary of Votes Cast
 County of Pima

Precinct 077

Statistics	TOTAL	Polls	Early Provisional	s
Registered Voters - Total	2,625			
Ballots Cast - Total	2,352	214	2,131	7
Ballots Cast - Blank	23	5	17	1
Voter Turnout - Total	89.60%			

Presidential Electors

Vote For 1	TOTAL	Polls	Early Provisional	s
HARRIS, KAMALA D.	1,114	63	1,050	1
TRUMP, DONALD J.	1,190	149	1,035	6
OLIVER, CHASE	9	1	8	0
STEIN, JILL	9	0	9	0
Write-In Totals	13	1	12	0
Write-In: Ayyadurai / Ellis	0	0	0	0
Write-In: Boddie / Stoneham	0	0	0	0
Write-In: De la Cruz / Garcia	0	0	0	0
Write-In: Shelton / Serra	0	0	0	0
Write-In: Skousen / Combs	0	0	0	0
Not Assigned	13	1	12	0
Total Votes Cast	2,335	214	2,114	7

U.S. Senator

Vote For 1	TOTAL	Polls	Early Provisional	s
GALLEGO, RUBEN	1,155	70	1,083	2
LAKE, KARI	1,114	134	976	4
QUINTANA, EDUARDO	32	7	25	0
Write-In Totals	5	0	5	0
Write-In: Williams, Sarah	0	0	0	0
Write-In: Beckett, Christopher	0	0	0	0
Write-In: Sanders, Steven Cavin	0	0	0	0
Write-In: Bozic, David	0	0	0	0
Write-In: Petty, Shawn	0	0	0	0
Write-In: Rodriguez, Benjamin	0	0	0	0
Write-In: Prosser, Jannie "Jannie"	0	0	0	0
Not Assigned	5	0	5	0
Total Votes Cast	2,306	211	2,089	6

Summary Results Report
 General Election
 November 5, 2024

OFFICIAL RESULTS
 Summary of Votes Cast
 County of Pima

Precinct 077

U.S. Representative in Congress District 6

Vote For 1

	TOTAL	Polls	Early Provisional	S
ENGEL, KIRSTEN	1,038	53	985	0
CISCOMANI, JUAN	1,227	145	1,076	6
EASTWOOD, ATHENA	30	7	23	0
Write-In Totals	3	0	3	0
Write-In: Pozzolo, Luis	0	0	0	0
Not Assigned	3	0	3	0
Total Votes Cast	2,298	205	2,087	6

State Senator District 17

Vote For 1

	TOTAL	Polls	Early Provisional	S
MCLEAN, JOHN	1,086	59	1,026	1
LEACH, VENDEN "VINCE"	1,186	141	1,040	5
Write-In Totals	2	0	2	0
Not Assigned	2	0	2	0
Total Votes Cast	2,274	200	2,068	6

State Representative Dist. 17

Vote For 2

	TOTAL	Polls	Early Provisional	S
VOLK, KEVIN	1,095	60	1,034	1
JONES, RACHEL	1,117	118	996	3
MCGARR, CORY	1,097	129	964	4
Write-In Totals	10	0	10	0
Not Assigned	10	0	10	0
Total Votes Cast	3,319	307	3,004	8

Corporation Commissioner

Vote For 3

	TOTAL	Polls	Early Provisional	S
AGUILAR, YLENIA	968	46	921	1
HILL, JONATHON	983	45	936	2
POLACHECK, JOSHUA	957	44	913	0
LOPEZ, RENE	1,095	110	979	6
MARQUEZ PETERSON, LEA	1,080	106	973	1
WALDEN, RACHEL	1,130	122	1,004	4
CEASE, MIKE	57	11	46	0
LUXENBERG, NINA	49	7	42	0
Write-In Totals	1	0	1	0
Write-In: Bertone, Frank	0	0	0	0
Not Assigned	1	0	1	0
Total Votes Cast	6,320	491	5,815	14

Precinct 077

Board of Supervisors District 1

	TOTAL	Polls	Early Provisional	S
SCOTT, REX	1,038	54	984	0
SPAIN, STEVE	1,222	144	1,072	6
Write-In Totals	1	0	1	0
Not Assigned	1	0	1	0
Total Votes Cast	2,261	198	2,057	6

County Assessor

	TOTAL	Polls	Early Provisional	S
DROUBIE, SUZANNE	1,348	100	1,245	3
Write-In Totals	67	12	54	1
Not Assigned	67	12	54	1
Total Votes Cast	1,415	112	1,299	4

County Attorney

	TOTAL	Polls	Early Provisional	S
CONOVER, LAURA	1,177	77	1,098	2
DRUAN, HOWARD	419	54	363	2
Write-In Totals	46	8	38	0
Not Assigned	46	8	38	0
Total Votes Cast	1,642	139	1,499	4

County Recorder

	TOTAL	Polls	Early Provisional	S
CÁZARES-KELLY, GABRIELLA	1,080	57	1,023	0
CAMPBELL-GONZALEZ, DOMINIC	1,130	137	988	5
Write-In Totals	2	0	1	1
Not Assigned	2	0	1	1
Total Votes Cast	2,212	194	2,012	6

County Sheriff

	TOTAL	Polls	Early Provisional	S
NANOS, CHRIS	857	45	812	0
LAPPIN, HEATHER	1,372	157	1,209	6
Write-In Totals	10	0	10	0
Write-In: Di Genova, Trista	0	0	0	0
Not Assigned	10	0	10	0
Total Votes Cast	2,239	202	2,031	6

Precinct 077

County Superintendent of Schools

Vote For 1

	TOTAL	Polls	Early Provisional	S
WILLIAMS, DUSTIN	1,336	99	1,234	3
Write-In Totals	68	8	60	0
Not Assigned	68	8	60	0
Total Votes Cast	1,404	107	1,294	3

County Treasurer

Vote For 1

	TOTAL	Polls	Early Provisional	S
JOHNSON, BRIAN	957	50	907	0
ACKERLEY, CHRIS	1,267	143	1,120	4
Write-In Totals	1	0	1	0
Not Assigned	1	0	1	0
Total Votes Cast	2,225	193	2,028	4

Justice of the Peace Precinct 10

Vote For 1

	TOTAL	Polls	Early Provisional	S
FORMAN, ROBERT J.	1,535	159	1,371	5
Write-In Totals	38	1	37	0
Not Assigned	38	1	37	0
Total Votes Cast	1,573	160	1,408	5

Constable Precinct 10

Vote For 1

	TOTAL	Polls	Early Provisional	S
CAMMARANO, JOHN	1,531	160	1,367	4
Write-In Totals	39	1	38	0
Not Assigned	39	1	38	0
Total Votes Cast	1,570	161	1,405	4

KING, KATHRYN H.

Vote For 1

	TOTAL	Polls	Early Provisional	S
Yes / Si	1,052	115	935	2
No	817	37	779	1
Total Votes Cast	1,869	152	1,714	3

BOLICK, CLINT

Vote For 1

	TOTAL	Polls	Early Provisional	S
Yes / Si	1,013	111	900	2
No	838	37	800	1
Total Votes Cast	1,851	148	1,700	3

Precinct 077

ECKERSTROM, PETER J.

Vote For 1

	TOTAL	Polls	Early Provisional	S
Yes / Si	1,224	101	1,121	2
No	405	36	368	1
Total Votes Cast	1,629	137	1,489	3

STARING, CHRISTOPHER P.

Vote For 1

	TOTAL	Polls	Early Provisional	S
Yes / Si	1,284	110	1,172	2
No	342	28	313	1
Total Votes Cast	1,626	138	1,485	3

GRIFFIN, BRENDEN J.

Vote For 1

	TOTAL	Polls	Early Provisional	S
Yes / Si	1,238	108	1,128	2
No	320	31	288	1
Total Votes Cast	1,558	139	1,416	3

LEE, KENNETH

Vote For 1

	TOTAL	Polls	Early Provisional	S
Yes / Si	1,242	105	1,135	2
No	329	30	298	1
Total Votes Cast	1,571	135	1,433	3

BRYSON, KYLE A.

Vote For 1

	TOTAL	Polls	Early Provisional	S
Yes / Si	1,240	107	1,131	2
No	321	30	290	1
Total Votes Cast	1,561	137	1,421	3

COHEN, GARY J.

Vote For 1

	TOTAL	Polls	Early Provisional	S
Yes / Si	1,243	106	1,135	2
No	322	31	290	1
Total Votes Cast	1,565	137	1,425	3

Precinct 077

GORDON, RICHARD E.

Vote For 1

	TOTAL	Polls	Early Provisional	S
Yes / Si	1,270	105	1,163	2
No	292	33	258	1
Total Votes Cast	1,562	138	1,421	3

BUTLER, MICHAEL J.

Vote For 1

	TOTAL	Polls	Early Provisional	S
Yes / Si	1,251	107	1,142	2
No	309	29	279	1
Total Votes Cast	1,560	136	1,421	3

YEHLING, WAYNE E.

Vote For 1

	TOTAL	Polls	Early Provisional	S
Yes / Si	1,231	107	1,122	2
No	332	32	299	1
Total Votes Cast	1,563	139	1,421	3

CONSTANT, DANIELLE J.K.

Vote For 1

	TOTAL	Polls	Early Provisional	S
Yes / Si	1,205	104	1,099	2
No	348	33	314	1
Total Votes Cast	1,553	137	1,413	3

METCALF, D. DOUGLAS

Vote For 1

	TOTAL	Polls	Early Provisional	S
Yes / Si	1,242	108	1,133	1
No	326	32	292	2
Total Votes Cast	1,568	140	1,425	3

MCGINLEY, CASEY F.

Vote For 1

	TOTAL	Polls	Early Provisional	S
Yes / Si	1,268	108	1,159	1
No	290	30	258	2
Total Votes Cast	1,558	138	1,417	3

Precinct 077

SAKALL, GREG

Vote For 1

	TOTAL	Polls	Early Provisional	S
Yes / Si	1,254	109	1,143	2
No	325	28	296	1
Total Votes Cast	1,579	137	1,439	3

WAGENER, JOAN L.

Vote For 1

	TOTAL	Polls	Early Provisional	S
Yes / Si	1,252	109	1,142	1
No	310	29	279	2
Total Votes Cast	1,562	138	1,421	3

JOHNSON, KELLIE L.

Vote For 1

	TOTAL	Polls	Early Provisional	S
Yes / Si	1,139	104	1,034	1
No	474	34	438	2
Total Votes Cast	1,613	138	1,472	3

ORTIZ, KIMBERLY H.

Vote For 1

	TOTAL	Polls	Early Provisional	S
Yes / Si	1,271	105	1,164	2
No	289	33	255	1
Total Votes Cast	1,560	138	1,419	3

MCDONALD, SCOTT DAVID

Vote For 1

	TOTAL	Polls	Early Provisional	S
Yes / Si	1,251	111	1,138	2
No	315	28	286	1
Total Votes Cast	1,566	139	1,424	3

ABRAMS, LISA ILKA

Vote For 1

	TOTAL	Polls	Early Provisional	S
Yes / Si	1,250	104	1,145	1
No	324	34	288	2
Total Votes Cast	1,574	138	1,433	3

Precinct 077

PROPOSITION 133

Vote For 1

	TOTAL	Polls	Early Provisional	S
Yes / Si	887	106	778	3
No	1,243	82	1,158	3
Total Votes Cast	2,130	188	1,936	6

PROPOSITION 134

Vote For 1

	TOTAL	Polls	Early Provisional	S
Yes / Si	883	100	781	2
No	1,265	88	1,173	4
Total Votes Cast	2,148	188	1,954	6

PROPOSITION 135

Vote For 1

	TOTAL	Polls	Early Provisional	S
Yes / Si	1,006	127	875	4
No	1,127	60	1,065	2
Total Votes Cast	2,133	187	1,940	6

PROPOSITION 136

Vote For 1

	TOTAL	Polls	Early Provisional	S
Yes / Si	800	105	693	2
No	1,314	82	1,228	4
Total Votes Cast	2,114	187	1,921	6

PROPOSITION 137

Vote For 1

	TOTAL	Polls	Early Provisional	S
Yes / Si	477	71	405	1
No	1,632	117	1,510	5
Total Votes Cast	2,109	188	1,915	6

PROPOSITION 138

Vote For 1

	TOTAL	Polls	Early Provisional	S
Yes / Si	472	56	415	1
No	1,703	138	1,560	5
Total Votes Cast	2,175	194	1,975	6

Precinct 077

PROPOSITION 139

Vote For 1

	TOTAL	Polls	Early Provisional	S
Yes / Si	1,356	97	1,258	1
No	923	112	806	5
Total Votes Cast	2,279	209	2,064	6

PROPOSITION 140

Vote For 1

	TOTAL	Polls	Early Provisional	S
Yes / Si	762	66	693	3
No	1,457	128	1,326	3
Total Votes Cast	2,219	194	2,019	6

PROPOSITION 311

Vote For 1

	TOTAL	Polls	Early Provisional	S
Yes / Si	1,440	154	1,280	6
No	787	50	737	0
Total Votes Cast	2,227	204	2,017	6

PROPOSITION 312

Vote For 1

	TOTAL	Polls	Early Provisional	S
Yes / Si	1,302	141	1,157	4
No	907	53	853	1
Total Votes Cast	2,209	194	2,010	5

PROPOSITION 313

Vote For 1

	TOTAL	Polls	Early Provisional	S
Yes / Si	1,314	151	1,158	5
No	891	44	846	1
Total Votes Cast	2,205	195	2,004	6

PROPOSITION 314

Vote For 1

	TOTAL	Polls	Early Provisional	S
Yes / Si	1,323	146	1,172	5
No	874	49	824	1
Total Votes Cast	2,197	195	1,996	6

Precinct 077

PROPOSITION 315

Vote For 1

	TOTAL	Polls	Early Provisional	S
Yes / Sí	991	114	873	4
No	1,130	70	1,058	2
Total Votes Cast	2,121	184	1,931	6

PROPOSITION 412 - Amphitheater Unified School District No. 10

Vote For 1

	TOTAL	Polls	Early Provisional	S
Bond Approval, Yes / Aprobación de Bonos, Sí	1,190	106	1,081	3
Bond Approval, No / Aprobación de Bonos, No	939	81	857	1
Total Votes Cast	2,129	187	1,938	4

PROPOSITION 413 - Amphitheater Unified School District No. 10

Vote For 1

	TOTAL	Polls	Early Provisional	S
Budget Override Continuation, Yes / Continuación del Aumento al Presupuesto, Sí	1,178	95	1,080	3
Budget Override Continuation, No / Continuación del Aumento al Presupuesto, No	951	91	858	2
Total Votes Cast	2,129	186	1,938	5

Summary Results Report
 General Election
 November 5, 2024

OFFICIAL RESULTS
 Summary of Votes Cast
 County of Pima

Precinct 078

Statistics	TOTAL	Polls	Early Provisional	s
Registered Voters - Total	1,831			
Ballots Cast - Total	1,546	140	1,400	6
Ballots Cast - Blank	10	6	4	0
Voter Turnout - Total	84.43%			

Presidential Electors

Vote For 1	TOTAL	Polls	Early Provisional	s
HARRIS, KAMALA D.	1,251	84	1,162	5
TRUMP, DONALD J.	252	51	200	1
OLIVER, CHASE	11	2	9	0
STEIN, JILL	15	0	15	0
Write-In Totals	7	2	5	0
Write-In: Ayyadurai / Ellis	0	0	0	0
Write-In: Boddie / Stoneham	0	0	0	0
Write-In: De la Cruz / Garcia	3	0	3	0
Write-In: Shelton / Serra	0	0	0	0
Write-In: Skousen / Combs	0	0	0	0
Not Assigned	4	2	2	0
Total Votes Cast	1,536	139	1,391	6

U.S. Senator

Vote For 1	TOTAL	Polls	Early Provisional	s
GALLEGO, RUBEN	1,257	93	1,158	6
LAKE, KARI	223	37	186	0
QUINTANA, EDUARDO	37	5	32	0
Write-In Totals	2	2	0	0
Write-In: Williams, Sarah	0	0	0	0
Write-In: Beckett, Christopher	0	0	0	0
Write-In: Sanders, Steven Cavin	0	0	0	0
Write-In: Bozic, David	0	0	0	0
Write-In: Petty, Shawn	0	0	0	0
Write-In: Rodriguez, Benjamin	0	0	0	0
Write-In: Prosser, Jannie "Jannie"	0	0	0	0
Not Assigned	2	2	0	0
Total Votes Cast	1,519	137	1,376	6

U.S. Representative in Congress District 7

Vote For 1	TOTAL	Polls	Early Provisional	s
GRIJALVA, RAÚL M.	1,220	83	1,134	3
BUTIEREZ SR., DANIEL FRANCIS	264	47	215	2
Write-In Totals	3	1	2	0
Not Assigned	3	1	2	0
Total Votes Cast	1,487	131	1,351	5

Precinct 078

State Senator District 20

Vote For 1

	TOTAL	Polls	Early Provisional	S
GONZALES, SALLY ANN	1,241	86	1,150	5
Write-In Totals	16	6	10	0
Not Assigned	16	6	10	0
Total Votes Cast	1,257	92	1,160	5

State Representative Dist. 20

Vote For 2

	TOTAL	Polls	Early Provisional	S
HERNANDEZ, ALMA	1,030	69	957	4
VILLEGAS, BETTY	1,142	71	1,069	2
Write-In Totals	24	10	14	0
Not Assigned	24	10	14	0
Total Votes Cast	2,196	150	2,040	6

Corporation Commissioner

Vote For 3

	TOTAL	Polls	Early Provisional	S
AGUILAR, YLENIA	1,105	63	1,039	3
HILL, JONATHON	1,120	66	1,052	2
POLACHECK, JOSHUA	1,096	61	1,033	2
LOPEZ, RENE	214	36	178	0
MARQUEZ PETERSON, LEA	251	36	213	2
WALDEN, RACHEL	222	40	180	2
CEASE, MIKE	66	9	56	1
LUXENBERG, NINA	76	7	69	0
Write-In Totals	1	0	1	0
Write-In: Bertone, Frank	1	0	1	0
Not Assigned	0	0	0	0
Total Votes Cast	4,151	318	3,821	12

Board of Supervisors District 5

Vote For 1

	TOTAL	Polls	Early Provisional	S
GRIJALVA, ADELITA	1,150	72	1,076	2
ROMERO, VAL	271	45	223	3
Write-In Totals	4	0	4	0
Not Assigned	4	0	4	0
Total Votes Cast	1,425	117	1,303	5

Precinct 078

County Assessor

Vote For 1

	TOTAL	Polls	Early Provisional	S
DROUBIE, SUZANNE	1,238	87	1,145	6
Write-In Totals	8	1	7	0
Not Assigned	8	1	7	0
Total Votes Cast	1,246	88	1,152	6

County Attorney

Vote For 1

	TOTAL	Polls	Early Provisional	S
CONOVER, LAURA	1,143	74	1,066	3
DRUAN, HOWARD	191	32	156	3
Write-In Totals	12	1	11	0
Not Assigned	12	1	11	0
Total Votes Cast	1,346	107	1,233	6

County Recorder

Vote For 1

	TOTAL	Polls	Early Provisional	S
CÁZARES-KELLY, GABRIELLA	1,190	72	1,113	5
CAMPBELL-GONZALEZ, DOMINIC	246	50	195	1
Write-In Totals	0	0	0	0
Not Assigned	0	0	0	0
Total Votes Cast	1,436	122	1,308	6

County Sheriff

Vote For 1

	TOTAL	Polls	Early Provisional	S
NANOS, CHRIS	913	67	843	3
LAPPIN, HEATHER	484	57	424	3
Write-In Totals	8	1	7	0
Write-In: Di Genova, Trista	1	0	1	0
Not Assigned	7	1	6	0
Total Votes Cast	1,405	125	1,274	6

County Superintendent of Schools

Vote For 1

	TOTAL	Polls	Early Provisional	S
WILLIAMS, DUSTIN	1,214	86	1,122	6
Write-In Totals	8	1	7	0
Not Assigned	8	1	7	0
Total Votes Cast	1,222	87	1,129	6

Precinct 078

County Treasurer

Vote For 1

	TOTAL	Polls	Early Provisional	S
JOHNSON, BRIAN	1,115	67	1,043	5
ACKERLEY, CHRIS	328	52	275	1
Write-In Totals	0	0	0	0
Not Assigned	0	0	0	0
Total Votes Cast	1,443	119	1,318	6

Justice of the Peace Precinct 6

Vote For 1

	TOTAL	Polls	Early Provisional	S
BALL, ALEXANDER	1,200	88	1,107	5
Write-In Totals	10	1	9	0
Not Assigned	10	1	9	0
Total Votes Cast	1,210	89	1,116	5

Constable Precinct 6

Vote For 1

	TOTAL	Polls	Early Provisional	S
BERNAL, BENNETT L.	1,202	87	1,110	5
Write-In Totals	8	1	7	0
Not Assigned	8	1	7	0
Total Votes Cast	1,210	88	1,117	5

KING, KATHRYN H.

Vote For 1

	TOTAL	Polls	Early Provisional	S
Yes / Si	351	44	301	6
No	956	56	900	0
Total Votes Cast	1,307	100	1,201	6

BOLICK, CLINT

Vote For 1

	TOTAL	Polls	Early Provisional	S
Yes / Si	322	43	274	5
No	980	56	923	1
Total Votes Cast	1,302	99	1,197	6

ECKERSTROM, PETER J.

Vote For 1

	TOTAL	Polls	Early Provisional	S
Yes / Si	974	65	903	6
No	193	28	165	0
Total Votes Cast	1,167	93	1,068	6

Precinct 078

STARING, CHRISTOPHER P.

Vote For 1

	TOTAL	Polls	Early Provisional	S
Yes / Si	808	62	740	6
No	306	32	274	0
Total Votes Cast	1,114	94	1,014	6

GRIFFIN, BRENDEN J.

Vote For 1

	TOTAL	Polls	Early Provisional	S
Yes / Si	785	56	724	5
No	262	30	231	1
Total Votes Cast	1,047	86	955	6

LEE, KENNETH

Vote For 1

	TOTAL	Polls	Early Provisional	S
Yes / Si	817	58	753	6
No	232	30	202	0
Total Votes Cast	1,049	88	955	6

BRYSON, KYLE A.

Vote For 1

	TOTAL	Polls	Early Provisional	S
Yes / Si	819	56	757	6
No	237	30	207	0
Total Votes Cast	1,056	86	964	6

COHEN, GARY J.

Vote For 1

	TOTAL	Polls	Early Provisional	S
Yes / Si	791	54	731	6
No	259	32	227	0
Total Votes Cast	1,050	86	958	6

GORDON, RICHARD E.

Vote For 1

	TOTAL	Polls	Early Provisional	S
Yes / Si	816	55	756	5
No	241	33	208	0
Total Votes Cast	1,057	88	964	5

Precinct 078

BUTLER, MICHAEL J.

Vote For 1

	TOTAL	Polls	Early Provisional	S
Yes / Si	825	60	759	6
No	234	29	205	0
Total Votes Cast	1,059	89	964	6

YEHLING, WAYNE E.

Vote For 1

	TOTAL	Polls	Early Provisional	S
Yes / Si	814	58	750	6
No	240	30	210	0
Total Votes Cast	1,054	88	960	6

CONSTANT, DANIELLE J.K.

Vote For 1

	TOTAL	Polls	Early Provisional	S
Yes / Si	751	57	689	5
No	295	30	264	1
Total Votes Cast	1,046	87	953	6

METCALF, D. DOUGLAS

Vote For 1

	TOTAL	Polls	Early Provisional	S
Yes / Si	804	59	739	6
No	245	30	215	0
Total Votes Cast	1,049	89	954	6

MCGINLEY, CASEY F.

Vote For 1

	TOTAL	Polls	Early Provisional	S
Yes / Si	815	58	751	6
No	228	29	199	0
Total Votes Cast	1,043	87	950	6

SAKALL, GREG

Vote For 1

	TOTAL	Polls	Early Provisional	S
Yes / Si	792	58	730	4
No	263	29	232	2
Total Votes Cast	1,055	87	962	6

Precinct 078

WAGENER, JOAN L.

Vote For 1

	TOTAL	Polls	Early Provisional	S
Yes / Si	795	59	731	5
No	257	27	229	1
Total Votes Cast	1,052	86	960	6

JOHNSON, KELLIE L.

Vote For 1

	TOTAL	Polls	Early Provisional	S
Yes / Si	594	47	541	6
No	489	37	452	0
Total Votes Cast	1,083	84	993	6

ORTIZ, KIMBERLY H.

Vote For 1

	TOTAL	Polls	Early Provisional	S
Yes / Si	807	62	740	5
No	228	23	204	1
Total Votes Cast	1,035	85	944	6

MCDONALD, SCOTT DAVID

Vote For 1

	TOTAL	Polls	Early Provisional	S
Yes / Si	735	56	673	6
No	304	30	274	0
Total Votes Cast	1,039	86	947	6

ABRAMS, LISA ILKA

Vote For 1

	TOTAL	Polls	Early Provisional	S
Yes / Si	820	56	759	5
No	226	30	195	1
Total Votes Cast	1,046	86	954	6

Governing Board - Tucson Unified School District (TUSD) No. 1

Vote For 3

	TOTAL	Polls	Early Provisional	S
ACOSTA RUIZ, PILAR	257	27	228	2
FLORES, ESTEBAN	180	25	154	1
LUNA ROSE, NATALIE	902	53	847	2
SHAH, RAVI	911	54	855	2
SHAW, SADIE	805	44	759	2
Write-In Totals	16	0	16	0
Not Assigned	16	0	16	0
Total Votes Cast	3,071	203	2,859	9

Precinct 078

Board of Governors - Pima Community College Dist. 5

Vote For 1

	TOTAL	Polls	Early Provisional	S
GONZALES, LUIS LOPEZ	379	23	353	3
MORALES, KARLA	561	50	509	2
Write-In Totals	6	0	6	0
Not Assigned	6	0	6	0
Total Votes Cast	946	73	868	5

PROPOSITION 133

Vote For 1

	TOTAL	Polls	Early Provisional	S
Yes / Si	217	28	187	2
No	1,179	86	1,089	4
Total Votes Cast	1,396	114	1,276	6

PROPOSITION 134

Vote For 1

	TOTAL	Polls	Early Provisional	S
Yes / Si	196	33	160	3
No	1,211	84	1,124	3
Total Votes Cast	1,407	117	1,284	6

PROPOSITION 135

Vote For 1

	TOTAL	Polls	Early Provisional	S
Yes / Si	279	44	232	3
No	1,094	74	1,018	2
Total Votes Cast	1,373	118	1,250	5

PROPOSITION 136

Vote For 1

	TOTAL	Polls	Early Provisional	S
Yes / Si	204	30	171	3
No	1,182	85	1,094	3
Total Votes Cast	1,386	115	1,265	6

PROPOSITION 137

Vote For 1

	TOTAL	Polls	Early Provisional	S
Yes / Si	112	20	91	1
No	1,280	97	1,178	5
Total Votes Cast	1,392	117	1,269	6

Precinct 078

PROPOSITION 138

Vote For 1

	TOTAL	Polls	Early Provisional	S
Yes / Si	161	27	130	4
No	1,259	95	1,162	2
Total Votes Cast	1,420	122	1,292	6

PROPOSITION 139

Vote For 1

	TOTAL	Polls	Early Provisional	S
Yes / Si	1,306	96	1,205	5
No	182	32	149	1
Total Votes Cast	1,488	128	1,354	6

PROPOSITION 140

Vote For 1

	TOTAL	Polls	Early Provisional	S
Yes / Si	625	64	558	3
No	835	59	773	3
Total Votes Cast	1,460	123	1,331	6

PROPOSITION 311

Vote For 1

	TOTAL	Polls	Early Provisional	S
Yes / Si	487	67	416	4
No	971	57	912	2
Total Votes Cast	1,458	124	1,328	6

PROPOSITION 312

Vote For 1

	TOTAL	Polls	Early Provisional	S
Yes / Si	394	57	334	3
No	1,061	61	997	3
Total Votes Cast	1,455	118	1,331	6

PROPOSITION 313

Vote For 1

	TOTAL	Polls	Early Provisional	S
Yes / Si	380	58	319	3
No	1,027	61	963	3
Total Votes Cast	1,407	119	1,282	6

Precinct 078

PROPOSITION 314

Vote For 1

	TOTAL	Polls	Early Provisional	S
Yes / Si	338	56	281	1
No	1,073	60	1,009	4
Total Votes Cast	1,411	116	1,290	5

PROPOSITION 315

Vote For 1

	TOTAL	Polls	Early Provisional	S
Yes / Si	262	38	222	2
No	1,119	74	1,041	4
Total Votes Cast	1,381	112	1,263	6

Summary Results Report
 General Election
 November 5, 2024

OFFICIAL RESULTS
 Summary of Votes Cast
 County of Pima

Precinct 079

Statistics	TOTAL	Polls	Early Provisional	s
Registered Voters - Total	3,438			
Ballots Cast - Total	2,808	505	2,287	16
Ballots Cast - Blank	38	14	24	0
Voter Turnout - Total	81.68%			

Presidential Electors

Vote For 1	TOTAL	Polls	Early Provisional	s
HARRIS, KAMALA D.	1,261	150	1,105	6
TRUMP, DONALD J.	1,480	335	1,135	10
OLIVER, CHASE	25	8	17	0
STEIN, JILL	13	5	8	0
Write-In Totals	8	1	7	0
Write-In: Ayyadurai / Ellis	0	0	0	0
Write-In: Boddie / Stoneham	0	0	0	0
Write-In: De la Cruz / Garcia	1	0	1	0
Write-In: Shelton / Serra	0	0	0	0
Write-In: Skousen / Combs	0	0	0	0
Not Assigned	7	1	6	0
Total Votes Cast	2,787	499	2,272	16

U.S. Senator

Vote For 1	TOTAL	Polls	Early Provisional	s
GALLEGO, RUBEN	1,311	170	1,135	6
LAKE, KARI	1,336	299	1,031	6
QUINTANA, EDUARDO	82	14	64	4
Write-In Totals	8	2	6	0
Write-In: Williams, Sarah	1	1	0	0
Write-In: Beckett, Christopher	0	0	0	0
Write-In: Sanders, Steven Cavin	0	0	0	0
Write-In: Bozic, David	0	0	0	0
Write-In: Petty, Shawn	0	0	0	0
Write-In: Rodriguez, Benjamin	0	0	0	0
Write-In: Prosser, Jannie "Jannie"	0	0	0	0
Not Assigned	7	1	6	0
Total Votes Cast	2,737	485	2,236	16

Summary Results Report
 General Election
 November 5, 2024

OFFICIAL RESULTS
 Summary of Votes Cast
 County of Pima

Precinct 079

U.S. Representative in Congress District 6

Vote For 1

	TOTAL	Polls	Early Provisional	S
ENGEL, KIRSTEN	1,190	151	1,035	4
CISCOMANI, JUAN	1,437	303	1,125	9
EASTWOOD, ATHENA	96	25	69	2
Write-In Totals	5	0	5	0
Write-In: Pozzolo, Luis	2	0	2	0
Not Assigned	3	0	3	0
Total Votes Cast	2,728	479	2,234	15

State Senator District 17

Vote For 1

	TOTAL	Polls	Early Provisional	S
MCLEAN, JOHN	1,300	172	1,119	9
LEACH, VENDEN "VINCE"	1,409	297	1,106	6
Write-In Totals	2	2	0	0
Not Assigned	2	2	0	0
Total Votes Cast	2,711	471	2,225	15

State Representative Dist. 17

Vote For 2

	TOTAL	Polls	Early Provisional	S
VOLK, KEVIN	1,260	165	1,089	6
JONES, RACHEL	1,334	261	1,066	7
MCGARR, CORY	1,178	227	947	4
Write-In Totals	8	2	6	0
Not Assigned	8	2	6	0
Total Votes Cast	3,780	655	3,108	17

Corporation Commissioner

Vote For 3

	TOTAL	Polls	Early Provisional	S
AGUILAR, YLENIA	1,069	108	955	6
HILL, JONATHON	1,004	96	907	1
POLACHECK, JOSHUA	951	86	864	1
LOPEZ, RENE	1,208	224	980	4
MARQUEZ PETERSON, LEA	1,203	215	982	6
WALDEN, RACHEL	1,274	250	1,019	5
CEASE, MIKE	93	22	69	2
LUXENBERG, NINA	116	23	93	0
Write-In Totals	4	2	2	0
Write-In: Bertone, Frank	0	0	0	0
Not Assigned	4	2	2	0
Total Votes Cast	6,922	1,026	5,871	25

Precinct 079

Board of Supervisors District 1

Vote For 1

	TOTAL	Polls	Early Provisional	S
SCOTT, REX	1,209	154	1,050	5
SPAIN, STEVE	1,457	303	1,145	9
Write-In Totals	3	3	0	0
Not Assigned	3	3	0	0
Total Votes Cast	2,669	460	2,195	14

County Assessor

Vote For 1

	TOTAL	Polls	Early Provisional	S
DROUBIE, SUZANNE	1,706	260	1,433	13
Write-In Totals	86	30	56	0
Not Assigned	86	30	56	0
Total Votes Cast	1,792	290	1,489	13

County Attorney

Vote For 1

	TOTAL	Polls	Early Provisional	S
CONOVER, LAURA	1,359	182	1,168	9
DRUAN, HOWARD	611	144	462	5
Write-In Totals	43	13	30	0
Not Assigned	43	13	30	0
Total Votes Cast	2,013	339	1,660	14

County Recorder

Vote For 1

	TOTAL	Polls	Early Provisional	S
CÁZARES-KELLY, GABRIELLA	1,219	149	1,062	8
CAMPBELL-GONZALEZ, DOMINIC	1,367	293	1,066	8
Write-In Totals	1	1	0	0
Not Assigned	1	1	0	0
Total Votes Cast	2,587	443	2,128	16

County Sheriff

Vote For 1

	TOTAL	Polls	Early Provisional	S
NANOS, CHRIS	1,030	125	897	8
LAPPIN, HEATHER	1,638	336	1,294	8
Write-In Totals	3	1	2	0
Write-In: Di Genova, Trista	0	0	0	0
Not Assigned	3	1	2	0
Total Votes Cast	2,671	462	2,193	16

Precinct 079

County Superintendent of Schools

Vote For 1

	TOTAL	Polls	Early Provisional	S
WILLIAMS, DUSTIN	1,661	256	1,391	14
Write-In Totals	88	28	60	0
Not Assigned	88	28	60	0
Total Votes Cast	1,749	284	1,451	14

County Treasurer

Vote For 1

	TOTAL	Polls	Early Provisional	S
JOHNSON, BRIAN	1,094	129	959	6
ACKERLEY, CHRIS	1,518	315	1,193	10
Write-In Totals	2	2	0	0
Not Assigned	2	2	0	0
Total Votes Cast	2,614	446	2,152	16

Justice of the Peace Precinct 10

Vote For 1

	TOTAL	Polls	Early Provisional	S
FORMAN, ROBERT J.	1,980	392	1,574	14
Write-In Totals	43	7	36	0
Not Assigned	43	7	36	0
Total Votes Cast	2,023	399	1,610	14

Constable Precinct 10

Vote For 1

	TOTAL	Polls	Early Provisional	S
CAMMARANO, JOHN	1,978	385	1,579	14
Write-In Totals	38	7	31	0
Not Assigned	38	7	31	0
Total Votes Cast	2,016	392	1,610	14

KING, KATHRYN H.

Vote For 1

	TOTAL	Polls	Early Provisional	S
Yes / Si	1,327	239	1,080	8
No	896	119	773	4
Total Votes Cast	2,223	358	1,853	12

BOLICK, CLINT

Vote For 1

	TOTAL	Polls	Early Provisional	S
Yes / Si	1,271	218	1,047	6
No	930	133	791	6
Total Votes Cast	2,201	351	1,838	12

Precinct 079

ECKERSTROM, PETER J.

Vote For 1

	TOTAL	Polls	Early Provisional	S
Yes / Si	1,491	212	1,269	10
No	541	119	420	2
Total Votes Cast	2,032	331	1,689	12

STARING, CHRISTOPHER P.

Vote For 1

	TOTAL	Polls	Early Provisional	S
Yes / Si	1,490	222	1,261	7
No	531	109	417	5
Total Votes Cast	2,021	331	1,678	12

GRIFFIN, BRENDEN J.

Vote For 1

	TOTAL	Polls	Early Provisional	S
Yes / Si	1,457	213	1,235	9
No	545	112	429	4
Total Votes Cast	2,002	325	1,664	13

LEE, KENNETH

Vote For 1

	TOTAL	Polls	Early Provisional	S
Yes / Si	1,476	215	1,252	9
No	525	108	413	4
Total Votes Cast	2,001	323	1,665	13

BRYSON, KYLE A.

Vote For 1

	TOTAL	Polls	Early Provisional	S
Yes / Si	1,485	212	1,267	6
No	506	110	389	7
Total Votes Cast	1,991	322	1,656	13

COHEN, GARY J.

Vote For 1

	TOTAL	Polls	Early Provisional	S
Yes / Si	1,460	212	1,243	5
No	529	110	411	8
Total Votes Cast	1,989	322	1,654	13

Precinct 079

GORDON, RICHARD E.

Vote For 1

	TOTAL	Polls	Early Provisional	S
Yes / Si	1,482	208	1,266	8
No	509	112	392	5
Total Votes Cast	1,991	320	1,658	13

BUTLER, MICHAEL J.

Vote For 1

	TOTAL	Polls	Early Provisional	S
Yes / Si	1,465	204	1,254	7
No	523	116	401	6
Total Votes Cast	1,988	320	1,655	13

YEHLING, WAYNE E.

Vote For 1

	TOTAL	Polls	Early Provisional	S
Yes / Si	1,452	211	1,235	6
No	536	111	419	6
Total Votes Cast	1,988	322	1,654	12

CONSTANT, DANIELLE J.K.

Vote For 1

	TOTAL	Polls	Early Provisional	S
Yes / Si	1,432	212	1,214	6
No	549	105	437	7
Total Votes Cast	1,981	317	1,651	13

METCALF, D. DOUGLAS

Vote For 1

	TOTAL	Polls	Early Provisional	S
Yes / Si	1,454	213	1,234	7
No	535	109	420	6
Total Votes Cast	1,989	322	1,654	13

MCGINLEY, CASEY F.

Vote For 1

	TOTAL	Polls	Early Provisional	S
Yes / Si	1,501	217	1,277	7
No	488	104	378	6
Total Votes Cast	1,989	321	1,655	13

Precinct 079

SAKALL, GREG

Vote For 1

	TOTAL	Polls	Early Provisional	s
Yes / Si	1,457	204	1,248	5
No	533	114	412	7
Total Votes Cast	1,990	318	1,660	12

WAGENER, JOAN L.

Vote For 1

	TOTAL	Polls	Early Provisional	s
Yes / Si	1,472	211	1,253	8
No	510	106	399	5
Total Votes Cast	1,982	317	1,652	13

JOHNSON, KELLIE L.

Vote For 1

	TOTAL	Polls	Early Provisional	s
Yes / Si	1,350	211	1,131	8
No	658	109	544	5
Total Votes Cast	2,008	320	1,675	13

ORTIZ, KIMBERLY H.

Vote For 1

	TOTAL	Polls	Early Provisional	s
Yes / Si	1,513	220	1,286	7
No	476	100	370	6
Total Votes Cast	1,989	320	1,656	13

MCDONALD, SCOTT DAVID

Vote For 1

	TOTAL	Polls	Early Provisional	s
Yes / Si	1,461	217	1,236	8
No	521	104	412	5
Total Votes Cast	1,982	321	1,648	13

ABRAMS, LISA ILKA

Vote For 1

	TOTAL	Polls	Early Provisional	s
Yes / Si	1,522	226	1,286	10
No	478	96	379	3
Total Votes Cast	2,000	322	1,665	13

Precinct 079

Governing Board - Marana Unified School District No. 6

Vote For 3

	TOTAL	Polls	Early Provisional	S
ALEXANDER, ROY	934	144	782	8
HOLT, HUNTER D.	1,064	171	893	0
RAYMOND, CATHIE	1,130	168	953	9
ROBERTS, MIKAIL	786	134	644	8
WILLARD, DAVID	1,070	145	921	4
Write-In Totals	30	2	28	0
Not Assigned	30	2	28	0
Total Votes Cast	5,014	764	4,221	29

PROPOSITION 133

Vote For 1

	TOTAL	Polls	Early Provisional	S
Yes / Si	1,045	215	823	7
No	1,467	220	1,239	8
Total Votes Cast	2,512	435	2,062	15

PROPOSITION 134

Vote For 1

	TOTAL	Polls	Early Provisional	S
Yes / Si	1,032	208	813	11
No	1,474	219	1,251	4
Total Votes Cast	2,506	427	2,064	15

PROPOSITION 135

Vote For 1

	TOTAL	Polls	Early Provisional	S
Yes / Si	1,162	228	925	9
No	1,314	192	1,116	6
Total Votes Cast	2,476	420	2,041	15

PROPOSITION 136

Vote For 1

	TOTAL	Polls	Early Provisional	S
Yes / Si	901	176	715	10
No	1,529	234	1,290	5
Total Votes Cast	2,430	410	2,005	15

PROPOSITION 137

Vote For 1

	TOTAL	Polls	Early Provisional	S
Yes / Si	508	107	396	5
No	1,958	312	1,636	10
Total Votes Cast	2,466	419	2,032	15

Precinct 079

PROPOSITION 138

Vote For 1				
	TOTAL	Polls	Early Provisional	S
Yes / Si	539	107	428	4
No	2,018	339	1,668	11
Total Votes Cast	2,557	446	2,096	15

PROPOSITION 139

Vote For 1				
	TOTAL	Polls	Early Provisional	S
Yes / Si	1,698	279	1,407	12
No	1,003	201	799	3
Total Votes Cast	2,701	480	2,206	15

PROPOSITION 140

Vote For 1				
	TOTAL	Polls	Early Provisional	S
Yes / Si	1,151	220	923	8
No	1,471	236	1,229	6
Total Votes Cast	2,622	456	2,152	14

PROPOSITION 311

Vote For 1				
	TOTAL	Polls	Early Provisional	S
Yes / Si	1,786	338	1,436	12
No	839	121	716	2
Total Votes Cast	2,625	459	2,152	14

PROPOSITION 312

Vote For 1				
	TOTAL	Polls	Early Provisional	S
Yes / Si	1,578	294	1,274	10
No	1,011	149	858	4
Total Votes Cast	2,589	443	2,132	14

PROPOSITION 313

Vote For 1				
	TOTAL	Polls	Early Provisional	S
Yes / Si	1,711	342	1,354	15
No	851	105	745	1
Total Votes Cast	2,562	447	2,099	16

Precinct 079

PROPOSITION 314

Vote For 1

	TOTAL	Polls	Early Provisional	S
Yes / Sí	1,617	305	1,303	9
No	915	124	784	7
Total Votes Cast	2,532	429	2,087	16

PROPOSITION 315

Vote For 1

	TOTAL	Polls	Early Provisional	S
Yes / Sí	1,132	225	899	8
No	1,287	190	1,090	7
Total Votes Cast	2,419	415	1,989	15

PROPOSITION 411 - Marana Unified School District No. 6

Vote For 1

	TOTAL	Polls	Early Provisional	S
Budget Increase, Yes / Aumento al Presupuesto, Sí	1,383	258	1,113	12
Budget Increase, No / Aumento al Presupuesto, No	1,100	164	933	3
Total Votes Cast	2,483	422	2,046	15

Summary Results Report
 General Election
 November 5, 2024

OFFICIAL RESULTS
 Summary of Votes Cast
 County of Pima

Precinct 080

Statistics	TOTAL	Polls	Early Provisional	s
Registered Voters - Total	2,744			
Ballots Cast - Total	2,199	251	1,927	21
Ballots Cast - Blank	31	9	22	0
Voter Turnout - Total	80.14%			

Presidential Electors

Vote For 1	TOTAL	Polls	Early Provisional	s
HARRIS, KAMALA D.	1,696	140	1,542	14
TRUMP, DONALD J.	446	99	342	5
OLIVER, CHASE	9	3	6	0
STEIN, JILL	20	1	19	0
Write-In Totals	12	6	6	0
Write-In: Ayyadurai / Ellis	0	0	0	0
Write-In: Boddie / Stoneham	0	0	0	0
Write-In: De la Cruz / Garcia	3	3	0	0
Write-In: Shelton / Serra	0	0	0	0
Write-In: Skousen / Combs	0	0	0	0
Not Assigned	9	3	6	0
Total Votes Cast	2,183	249	1,915	19

U.S. Senator

Vote For 1	TOTAL	Polls	Early Provisional	s
GALLEGO, RUBEN	1,701	145	1,540	16
LAKE, KARI	390	82	304	4
QUINTANA, EDUARDO	53	12	40	1
Write-In Totals	7	2	5	0
Write-In: Williams, Sarah	1	0	1	0
Write-In: Beckett, Christopher	0	0	0	0
Write-In: Sanders, Steven Cavin	0	0	0	0
Write-In: Bozic, David	0	0	0	0
Write-In: Petty, Shawn	0	0	0	0
Write-In: Rodriguez, Benjamin	0	0	0	0
Write-In: Prosser, Jannie "Jannie"	0	0	0	0
Not Assigned	6	2	4	0
Total Votes Cast	2,151	241	1,889	21

U.S. Representative in Congress District 7

Vote For 1	TOTAL	Polls	Early Provisional	s
GRIJALVA, RAÚL M.	1,648	145	1,489	14
BUTIEREZ SR., DANIEL FRANCIS	448	93	349	6
Write-In Totals	7	2	5	0
Not Assigned	7	2	5	0
Total Votes Cast	2,103	240	1,843	20

Summary Results Report
 General Election
 November 5, 2024

OFFICIAL RESULTS
 Summary of Votes Cast
 County of Pima

Precinct 080

State Senator District 18

Vote For 1

	TOTAL	Polls	Early Provisional	S
SUNDARESHAN, PRIYA	1,722	160	1,546	16
Write-In Totals	45	13	31	1
Not Assigned	45	13	31	1
Total Votes Cast	1,767	173	1,577	17

State Representative Dist. 18

Vote For 2

	TOTAL	Polls	Early Provisional	S
GUTIERREZ, NANCY	1,532	121	1,400	11
MATHIS, CHRIS	1,366	95	1,263	8
ROSENBLUM, LEONARD "LEN"	465	92	368	5
Write-In Totals	17	2	14	1
Not Assigned	17	2	14	1
Total Votes Cast	3,380	310	3,045	25

Corporation Commissioner

Vote For 3

	TOTAL	Polls	Early Provisional	S
AGUILAR, YLENIA	1,481	116	1,354	11
HILL, JONATHON	1,444	102	1,333	9
POLACHECK, JOSHUA	1,366	92	1,270	4
LOPEZ, RENE	380	72	304	4
MARQUEZ PETERSON, LEA	398	67	329	2
WALDEN, RACHEL	356	66	288	2
CEASE, MIKE	87	21	65	1
LUXENBERG, NINA	127	22	101	4
Write-In Totals	4	1	3	0
Write-In: Bertone, Frank	0	0	0	0
Not Assigned	4	1	3	0
Total Votes Cast	5,643	559	5,047	37

Board of Supervisors District 5

Vote For 1

	TOTAL	Polls	Early Provisional	S
GRIJALVA, ADELITA	1,545	129	1,401	15
ROMERO, VAL	441	74	362	5
Write-In Totals	6	3	3	0
Not Assigned	6	3	3	0
Total Votes Cast	1,992	206	1,766	20

Precinct 080

County Assessor

Vote For 1

	TOTAL	Polls	Early Provisional	S
DROUBIE, SUZANNE	1,690	159	1,515	16
Write-In Totals	36	11	24	1
Not Assigned	36	11	24	1
Total Votes Cast	1,726	170	1,539	17

County Attorney

Vote For 1

	TOTAL	Polls	Early Provisional	S
CONOVER, LAURA	1,528	130	1,382	16
DRUAN, HOWARD	314	57	254	3
Write-In Totals	21	6	15	0
Not Assigned	21	6	15	0
Total Votes Cast	1,863	193	1,651	19

County Recorder

Vote For 1

	TOTAL	Polls	Early Provisional	S
CÁZARES-KELLY, GABRIELLA	1,612	139	1,458	15
CAMPBELL-GONZALEZ, DOMINIC	414	82	329	3
Write-In Totals	5	2	3	0
Not Assigned	5	2	3	0
Total Votes Cast	2,031	223	1,790	18

County Sheriff

Vote For 1

	TOTAL	Polls	Early Provisional	S
NANOS, CHRIS	1,346	104	1,228	14
LAPPIN, HEATHER	675	121	549	5
Write-In Totals	13	1	12	0
Write-In: Di Genova, Trista	1	0	1	0
Not Assigned	12	1	11	0
Total Votes Cast	2,034	226	1,789	19

County Superintendent of Schools

Vote For 1

	TOTAL	Polls	Early Provisional	S
WILLIAMS, DUSTIN	1,689	160	1,512	17
Write-In Totals	33	9	24	0
Not Assigned	33	9	24	0
Total Votes Cast	1,722	169	1,536	17

Precinct 080

County Treasurer

Vote For 1

	TOTAL	Polls	Early Provisional	S
JOHNSON, BRIAN	1,505	120	1,371	14
ACKERLEY, CHRIS	536	103	428	5
Write-In Totals	1	1	0	0
Not Assigned	1	1	0	0
Total Votes Cast	2,042	224	1,799	19

Constable Precinct 8

Vote For 1

	TOTAL	Polls	Early Provisional	S
TOTH, CHRISTOPHER	1,527	122	1,390	15
LAKE, BILL	487	94	389	4
Write-In Totals	4	1	3	0
Not Assigned	4	1	3	0
Total Votes Cast	2,018	217	1,782	19

KING, KATHRYN H.

Vote For 1

	TOTAL	Polls	Early Provisional	S
Yes / Si	666	100	557	9
No	1,156	79	1,071	6
Total Votes Cast	1,822	179	1,628	15

BOLICK, CLINT

Vote For 1

	TOTAL	Polls	Early Provisional	S
Yes / Si	591	91	493	7
No	1,212	84	1,121	7
Total Votes Cast	1,803	175	1,614	14

ECKERSTROM, PETER J.

Vote For 1

	TOTAL	Polls	Early Provisional	S
Yes / Si	1,273	110	1,156	7
No	365	59	300	6
Total Votes Cast	1,638	169	1,456	13

STARING, CHRISTOPHER P.

Vote For 1

	TOTAL	Polls	Early Provisional	S
Yes / Si	1,089	107	974	8
No	500	59	437	4
Total Votes Cast	1,589	166	1,411	12

Precinct 080

GRIFFIN, BRENDEN J.

Vote For 1		TOTAL	Polls	Early Provisional	S
Yes / Si	1,133	104	1,020	9	
No	427	56	368	3	
Total Votes Cast	1,560	160	1,388	12	

LEE, KENNETH

Vote For 1		TOTAL	Polls	Early Provisional	S
Yes / Si	1,166	102	1,055	9	
No	391	52	336	3	
Total Votes Cast	1,557	154	1,391	12	

BRYSON, KYLE A.

Vote For 1		TOTAL	Polls	Early Provisional	S
Yes / Si	1,171	100	1,064	7	
No	383	53	326	4	
Total Votes Cast	1,554	153	1,390	11	

COHEN, GARY J.

Vote For 1		TOTAL	Polls	Early Provisional	S
Yes / Si	1,145	97	1,041	7	
No	403	59	340	4	
Total Votes Cast	1,548	156	1,381	11	

GORDON, RICHARD E.

Vote For 1		TOTAL	Polls	Early Provisional	S
Yes / Si	1,157	100	1,050	7	
No	391	55	332	4	
Total Votes Cast	1,548	155	1,382	11	

BUTLER, MICHAEL J.

Vote For 1		TOTAL	Polls	Early Provisional	S
Yes / Si	1,163	101	1,056	6	
No	388	55	329	4	
Total Votes Cast	1,551	156	1,385	10	

Precinct 080

YEHLING, WAYNE E.

Vote For 1

	TOTAL	Polls	Early Provisional	S
Yes / Si	1,156	99	1,049	8
No	393	56	334	3
Total Votes Cast	1,549	155	1,383	11

CONSTANT, DANIELLE J.K.

Vote For 1

	TOTAL	Polls	Early Provisional	S
Yes / Si	1,103	98	997	8
No	442	58	381	3
Total Votes Cast	1,545	156	1,378	11

METCALF, D. DOUGLAS

Vote For 1

	TOTAL	Polls	Early Provisional	S
Yes / Si	1,135	96	1,031	8
No	409	59	347	3
Total Votes Cast	1,544	155	1,378	11

MCGINLEY, CASEY F.

Vote For 1

	TOTAL	Polls	Early Provisional	S
Yes / Si	1,172	105	1,059	8
No	374	49	322	3
Total Votes Cast	1,546	154	1,381	11

SAKALL, GREG

Vote For 1

	TOTAL	Polls	Early Provisional	S
Yes / Si	1,121	99	1,013	9
No	423	57	364	2
Total Votes Cast	1,544	156	1,377	11

WAGENER, JOAN L.

Vote For 1

	TOTAL	Polls	Early Provisional	S
Yes / Si	1,131	92	1,030	9
No	413	61	350	2
Total Votes Cast	1,544	153	1,380	11

Precinct 080

JOHNSON, KELLIE L.

Vote For 1

	TOTAL	Polls	Early Provisional	S
Yes / Si	869	89	773	7
No	695	67	624	4
Total Votes Cast	1,564	156	1,397	11

ORTIZ, KIMBERLY H.

Vote For 1

	TOTAL	Polls	Early Provisional	S
Yes / Si	1,197	103	1,086	8
No	355	53	299	3
Total Votes Cast	1,552	156	1,385	11

MCDONALD, SCOTT DAVID

Vote For 1

	TOTAL	Polls	Early Provisional	S
Yes / Si	1,099	96	996	7
No	435	58	373	4
Total Votes Cast	1,534	154	1,369	11

ABRAMS, LISA ILKA

Vote For 1

	TOTAL	Polls	Early Provisional	S
Yes / Si	1,186	105	1,073	8
No	371	52	316	3
Total Votes Cast	1,557	157	1,389	11

Governing Board - Tucson Unified School District (TUSD) No. 1

Vote For 3

	TOTAL	Polls	Early Provisional	S
ACOSTA RUIZ, PILAR	568	65	498	5
FLORES, ESTEBAN	356	54	298	4
LUNA ROSE, NATALIE	1,087	78	1,004	5
SHAH, RAVI	1,039	64	970	5
SHAW, SADIE	1,033	87	941	5
Write-In Totals	15	5	9	1
Not Assigned	15	5	9	1
Total Votes Cast	4,098	353	3,720	25

Precinct 080

Board of Governors - Pima Community College Dist. 5

Vote For 1

	TOTAL	Polls	Early Provisional	S
GONZALES, LUIS LOPEZ	415	53	361	1
MORALES, KARLA	1,022	92	918	12
Write-In Totals	11	5	4	2
Not Assigned	11	5	4	2
Total Votes Cast	1,448	150	1,283	15

PROPOSITION 133

Vote For 1

	TOTAL	Polls	Early Provisional	S
Yes / Si	441	70	367	4
No	1,503	140	1,350	13
Total Votes Cast	1,944	210	1,717	17

PROPOSITION 134

Vote For 1

	TOTAL	Polls	Early Provisional	S
Yes / Si	395	61	328	6
No	1,564	150	1,404	10
Total Votes Cast	1,959	211	1,732	16

PROPOSITION 135

Vote For 1

	TOTAL	Polls	Early Provisional	S
Yes / Si	512	93	413	6
No	1,426	123	1,295	8
Total Votes Cast	1,938	216	1,708	14

PROPOSITION 136

Vote For 1

	TOTAL	Polls	Early Provisional	S
Yes / Si	356	64	290	2
No	1,544	139	1,392	13
Total Votes Cast	1,900	203	1,682	15

PROPOSITION 137

Vote For 1

	TOTAL	Polls	Early Provisional	S
Yes / Si	224	36	186	2
No	1,703	174	1,516	13
Total Votes Cast	1,927	210	1,702	15

Precinct 080

PROPOSITION 138

Vote For 1	TOTAL	Polls	Early Provisional	S
Yes / Si	267	39	227	1
No	1,716	180	1,521	15
Total Votes Cast	1,983	219	1,748	16

PROPOSITION 139

Vote For 1	TOTAL	Polls	Early Provisional	S
Yes / Si	1,776	165	1,593	18
No	320	70	248	2
Total Votes Cast	2,096	235	1,841	20

PROPOSITION 140

Vote For 1	TOTAL	Polls	Early Provisional	S
Yes / Si	895	120	765	10
No	1,130	104	1,017	9
Total Votes Cast	2,025	224	1,782	19

PROPOSITION 311

Vote For 1	TOTAL	Polls	Early Provisional	S
Yes / Si	850	126	713	11
No	1,177	100	1,070	7
Total Votes Cast	2,027	226	1,783	18

PROPOSITION 312

Vote For 1	TOTAL	Polls	Early Provisional	S
Yes / Si	731	126	593	12
No	1,277	95	1,174	8
Total Votes Cast	2,008	221	1,767	20

PROPOSITION 313

Vote For 1	TOTAL	Polls	Early Provisional	S
Yes / Si	750	125	614	11
No	1,191	92	1,093	6
Total Votes Cast	1,941	217	1,707	17

Precinct 080

PROPOSITION 314

Vote For 1

	TOTAL	Polls	Early Provisional	S
Yes / Si	607	109	490	8
No	1,324	107	1,207	10
Total Votes Cast	1,931	216	1,697	18

PROPOSITION 315

Vote For 1

	TOTAL	Polls	Early Provisional	S
Yes / Si	458	83	371	4
No	1,429	122	1,295	12
Total Votes Cast	1,887	205	1,666	16

Summary Results Report
 General Election
 November 5, 2024

OFFICIAL RESULTS
 Summary of Votes Cast
 County of Pima

Precinct 081

Statistics	TOTAL	Polls	Early Provisional	s
Registered Voters - Total	1,289			
Ballots Cast - Total	1,020	186	826	8
Ballots Cast - Blank	9	5	4	0
Voter Turnout - Total	79.13%			

Presidential Electors

Vote For 1	TOTAL	Polls	Early Provisional	s
HARRIS, KAMALA D.	452	41	406	5
TRUMP, DONALD J.	543	135	405	3
OLIVER, CHASE	8	1	7	0
STEIN, JILL	6	5	1	0
Write-In Totals	4	2	2	0
Write-In: Ayyadurai / Ellis	0	0	0	0
Write-In: Boddie / Stoneham	0	0	0	0
Write-In: De la Cruz / Garcia	0	0	0	0
Write-In: Shelton / Serra	0	0	0	0
Write-In: Skousen / Combs	0	0	0	0
Not Assigned	4	2	2	0
Total Votes Cast	1,013	184	821	8

U.S. Senator

Vote For 1	TOTAL	Polls	Early Provisional	s
GALLEGO, RUBEN	480	47	429	4
LAKE, KARI	485	120	362	3
QUINTANA, EDUARDO	26	10	16	0
Write-In Totals	5	3	2	0
Write-In: Williams, Sarah	0	0	0	0
Write-In: Beckett, Christopher	1	0	1	0
Write-In: Sanders, Steven Cavin	0	0	0	0
Write-In: Bozic, David	0	0	0	0
Write-In: Petty, Shawn	0	0	0	0
Write-In: Rodriguez, Benjamin	0	0	0	0
Write-In: Prosser, Jannie "Jannie"	0	0	0	0
Not Assigned	4	3	1	0
Total Votes Cast	996	180	809	7

Precinct 081

U.S. Representative in Congress District 6

Vote For 1

	TOTAL	Polls	Early Provisional	s
ENGEL, KIRSTEN	427	46	377	4
CISCOMANI, JUAN	534	121	411	2
EASTWOOD, ATHENA	29	11	18	0
Write-In Totals	6	2	4	0
Write-In: Pozzolo, Luis	3	0	3	0
Not Assigned	3	2	1	0
Total Votes Cast	996	180	810	6

State Senator District 18

Vote For 1

	TOTAL	Polls	Early Provisional	s
SUNDARESHAN, PRIYA	576	88	485	3
Write-In Totals	41	10	31	0
Not Assigned	41	10	31	0
Total Votes Cast	617	98	516	3

State Representative Dist. 18

Vote For 2

	TOTAL	Polls	Early Provisional	s
GUTIERREZ, NANCY	410	36	371	3
MATHIS, CHRIS	399	42	355	2
ROSENBLUM, LEONARD "LEN"	496	119	375	2
Write-In Totals	12	4	8	0
Not Assigned	12	4	8	0
Total Votes Cast	1,317	201	1,109	7

Corporation Commissioner

Vote For 3

	TOTAL	Polls	Early Provisional	s
AGUILAR, YLENIA	377	34	340	3
HILL, JONATHON	392	37	353	2
POLACHECK, JOSHUA	339	24	313	2
LOPEZ, RENE	417	94	321	2
MARQUEZ PETERSON, LEA	405	80	323	2
WALDEN, RACHEL	447	97	348	2
CEASE, MIKE	34	10	23	1
LUXENBERG, NINA	36	11	25	0
Write-In Totals	4	0	4	0
Write-In: Bertone, Frank	0	0	0	0
Not Assigned	4	0	4	0
Total Votes Cast	2,451	387	2,050	14

Precinct 081

Board of Supervisors District 1

Vote For 1

	TOTAL	Polls	Early Provisional	S
SCOTT, REX	438	53	380	5
SPAIN, STEVE	526	121	403	2
Write-In Totals	1	0	1	0
Not Assigned	1	0	1	0
Total Votes Cast	965	174	784	7

County Assessor

Vote For 1

	TOTAL	Polls	Early Provisional	S
DROUBIE, SUZANNE	595	89	502	4
Write-In Totals	32	7	25	0
Not Assigned	32	7	25	0
Total Votes Cast	627	96	527	4

County Attorney

Vote For 1

	TOTAL	Polls	Early Provisional	S
CONOVER, LAURA	458	49	405	4
DRUAN, HOWARD	262	73	188	1
Write-In Totals	20	3	17	0
Not Assigned	20	3	17	0
Total Votes Cast	740	125	610	5

County Recorder

Vote For 1

	TOTAL	Polls	Early Provisional	S
CÁZARES-KELLY, GABRIELLA	446	42	400	4
CAMPBELL-GONZALEZ, DOMINIC	484	121	360	3
Write-In Totals	1	0	1	0
Not Assigned	1	0	1	0
Total Votes Cast	931	163	761	7

County Sheriff

Vote For 1

	TOTAL	Polls	Early Provisional	S
NANOS, CHRIS	383	49	331	3
LAPPIN, HEATHER	587	124	459	4
Write-In Totals	1	0	1	0
Write-In: Di Genova, Trista	0	0	0	0
Not Assigned	1	0	1	0
Total Votes Cast	971	173	791	7

Precinct 081

County Superintendent of Schools

Vote For 1

	TOTAL	Polls	Early Provisional	S
WILLIAMS, DUSTIN	602	95	503	4
Write-In Totals	31	8	23	0
Not Assigned	31	8	23	0
Total Votes Cast	633	103	526	4

County Treasurer

Vote For 1

	TOTAL	Polls	Early Provisional	S
JOHNSON, BRIAN	410	44	362	4
ACKERLEY, CHRIS	536	123	410	3
Write-In Totals	0	0	0	0
Not Assigned	0	0	0	0
Total Votes Cast	946	167	772	7

Justice of the Peace Precinct 6

Vote For 1

	TOTAL	Polls	Early Provisional	S
BALL, ALEXANDER	599	95	501	3
Write-In Totals	29	7	22	0
Not Assigned	29	7	22	0
Total Votes Cast	628	102	523	3

Constable Precinct 6

Vote For 1

	TOTAL	Polls	Early Provisional	S
BERNAL, BENNETT L.	597	94	500	3
Write-In Totals	28	7	21	0
Not Assigned	28	7	21	0
Total Votes Cast	625	101	521	3

KING, KATHRYN H.

Vote For 1

	TOTAL	Polls	Early Provisional	S
Yes / Si	462	85	375	2
No	329	45	281	3
Total Votes Cast	791	130	656	5

BOLICK, CLINT

Vote For 1

	TOTAL	Polls	Early Provisional	S
Yes / Si	446	78	365	3
No	334	49	283	2
Total Votes Cast	780	127	648	5

Precinct 081

ECKERSTROM, PETER J.

Vote For 1

	TOTAL	Polls	Early Provisional	S
Yes / Si	534	72	459	3
No	191	46	145	0
Total Votes Cast	725	118	604	3

STARING, CHRISTOPHER P.

Vote For 1

	TOTAL	Polls	Early Provisional	S
Yes / Si	505	73	430	2
No	207	46	160	1
Total Votes Cast	712	119	590	3

GRIFFIN, BRENDEN J.

Vote For 1

	TOTAL	Polls	Early Provisional	S
Yes / Si	523	77	443	3
No	208	41	167	0
Total Votes Cast	731	118	610	3

LEE, KENNETH

Vote For 1

	TOTAL	Polls	Early Provisional	S
Yes / Si	517	69	446	2
No	205	45	159	1
Total Votes Cast	722	114	605	3

BRYSON, KYLE A.

Vote For 1

	TOTAL	Polls	Early Provisional	S
Yes / Si	522	74	447	1
No	199	41	156	2
Total Votes Cast	721	115	603	3

COHEN, GARY J.

Vote For 1

	TOTAL	Polls	Early Provisional	S
Yes / Si	519	73	444	2
No	209	42	166	1
Total Votes Cast	728	115	610	3

Precinct 081

GORDON, RICHARD E.

Vote For 1

	TOTAL	Polls	Early Provisional	s
Yes / Si	530	77	451	2
No	198	40	157	1
Total Votes Cast	728	117	608	3

BUTLER, MICHAEL J.

Vote For 1

	TOTAL	Polls	Early Provisional	s
Yes / Si	519	74	444	1
No	206	41	163	2
Total Votes Cast	725	115	607	3

YEHLING, WAYNE E.

Vote For 1

	TOTAL	Polls	Early Provisional	s
Yes / Si	514	71	441	2
No	208	45	162	1
Total Votes Cast	722	116	603	3

CONSTANT, DANIELLE J.K.

Vote For 1

	TOTAL	Polls	Early Provisional	s
Yes / Si	531	76	452	3
No	199	42	157	0
Total Votes Cast	730	118	609	3

METCALF, D. DOUGLAS

Vote For 1

	TOTAL	Polls	Early Provisional	s
Yes / Si	526	77	446	3
No	203	39	164	0
Total Votes Cast	729	116	610	3

MCGINLEY, CASEY F.

Vote For 1

	TOTAL	Polls	Early Provisional	s
Yes / Si	535	77	455	3
No	188	40	148	0
Total Votes Cast	723	117	603	3

Precinct 081

SAKALL, GREG

Vote For 1

	TOTAL	Polls	Early Provisional	s
Yes / Si	525	74	450	1
No	196	41	153	2
Total Votes Cast	721	115	603	3

WAGENER, JOAN L.

Vote For 1

	TOTAL	Polls	Early Provisional	s
Yes / Si	519	73	443	3
No	201	44	157	0
Total Votes Cast	720	117	600	3

JOHNSON, KELLIE L.

Vote For 1

	TOTAL	Polls	Early Provisional	s
Yes / Si	493	74	416	3
No	240	43	197	0
Total Votes Cast	733	117	613	3

ORTIZ, KIMBERLY H.

Vote For 1

	TOTAL	Polls	Early Provisional	s
Yes / Si	524	76	446	2
No	201	41	159	1
Total Votes Cast	725	117	605	3

MCDONALD, SCOTT DAVID

Vote For 1

	TOTAL	Polls	Early Provisional	s
Yes / Si	522	72	448	2
No	195	41	154	0
Total Votes Cast	717	113	602	2

ABRAMS, LISA ILKA

Vote For 1

	TOTAL	Polls	Early Provisional	s
Yes / Si	530	73	456	1
No	197	43	152	2
Total Votes Cast	727	116	608	3

Precinct 081

Governing Board - Marana Unified School District No. 6

Vote For 3

	TOTAL	Polls	Early Provisional	s
ALEXANDER, ROY	426	60	363	3
HOLT, HUNTER D.	350	59	291	0
RAYMOND, CATHIE	380	53	324	3
ROBERTS, MIKAIL	293	45	244	4
WILLARD, DAVID	376	67	307	2
Write-In Totals	29	2	27	0
Not Assigned	29	2	27	0
Total Votes Cast	1,854	286	1,556	12

PROPOSITION 133

Vote For 1

	TOTAL	Polls	Early Provisional	s
Yes / Si	377	90	282	5
No	521	67	453	1
Total Votes Cast	898	157	735	6

PROPOSITION 134

Vote For 1

	TOTAL	Polls	Early Provisional	s
Yes / Si	370	85	281	4
No	529	71	456	2
Total Votes Cast	899	156	737	6

PROPOSITION 135

Vote For 1

	TOTAL	Polls	Early Provisional	s
Yes / Si	383	87	292	4
No	515	63	450	2
Total Votes Cast	898	150	742	6

PROPOSITION 136

Vote For 1

	TOTAL	Polls	Early Provisional	s
Yes / Si	289	64	220	5
No	600	86	513	1
Total Votes Cast	889	150	733	6

PROPOSITION 137

Vote For 1

	TOTAL	Polls	Early Provisional	s
Yes / Si	196	35	156	5
No	704	116	586	2
Total Votes Cast	900	151	742	7

Precinct 081

PROPOSITION 138

Vote For 1

	TOTAL	Polls	Early Provisional	S
Yes / Si	188	31	157	0
No	736	128	601	7
Total Votes Cast	924	159	758	7

PROPOSITION 139

Vote For 1

	TOTAL	Polls	Early Provisional	S
Yes / Si	615	96	514	5
No	360	80	278	2
Total Votes Cast	975	176	792	7

PROPOSITION 140

Vote For 1

	TOTAL	Polls	Early Provisional	S
Yes / Si	442	85	353	4
No	505	76	425	4
Total Votes Cast	947	161	778	8

PROPOSITION 311

Vote For 1

	TOTAL	Polls	Early Provisional	S
Yes / Si	636	124	506	6
No	319	46	271	2
Total Votes Cast	955	170	777	8

PROPOSITION 312

Vote For 1

	TOTAL	Polls	Early Provisional	S
Yes / Si	593	124	464	5
No	357	41	313	3
Total Votes Cast	950	165	777	8

PROPOSITION 313

Vote For 1

	TOTAL	Polls	Early Provisional	S
Yes / Si	614	119	488	7
No	302	41	260	1
Total Votes Cast	916	160	748	8

Precinct 081

PROPOSITION 314

Vote For 1

	TOTAL	Polls	Early Provisional	S
Yes / Sí	577	117	455	5
No	336	41	292	3
Total Votes Cast	913	158	747	8

PROPOSITION 315

Vote For 1

	TOTAL	Polls	Early Provisional	S
Yes / Sí	408	92	310	6
No	465	54	409	2
Total Votes Cast	873	146	719	8

PROPOSITION 411 - Marana Unified School District No. 6

Vote For 1

	TOTAL	Polls	Early Provisional	S
Budget Increase, Yes / Aumento al Presupuesto, Sí	513	91	416	6
Budget Increase, No / Aumento al Presupuesto, No	391	62	327	2
Total Votes Cast	904	153	743	8

Summary Results Report
 General Election
 November 5, 2024

OFFICIAL RESULTS
 Summary of Votes Cast
 County of Pima

Precinct 082

Statistics	TOTAL	Polls	Early Provisional	s
Registered Voters - Total	2,300			
Ballots Cast - Total	1,892	226	1,652	14
Ballots Cast - Blank	27	13	13	1
Voter Turnout - Total	82.26%			

Presidential Electors

Vote For 1	TOTAL	Polls	Early Provisional	s
HARRIS, KAMALA D.	1,509	131	1,369	9
TRUMP, DONALD J.	338	86	247	5
OLIVER, CHASE	6	2	4	0
STEIN, JILL	21	3	18	0
Write-In Totals	10	2	8	0
Write-In: Ayyadurai / Ellis	0	0	0	0
Write-In: Boddie / Stoneham	0	0	0	0
Write-In: De la Cruz / Garcia	5	0	5	0
Write-In: Shelton / Serra	0	0	0	0
Write-In: Skousen / Combs	0	0	0	0
Not Assigned	5	2	3	0
Total Votes Cast	1,884	224	1,646	14

U.S. Senator

Vote For 1	TOTAL	Polls	Early Provisional	s
GALLEGO, RUBEN	1,502	136	1,357	9
LAKE, KARI	305	75	226	4
QUINTANA, EDUARDO	55	10	44	1
Write-In Totals	2	1	1	0
Write-In: Williams, Sarah	0	0	0	0
Write-In: Beckett, Christopher	1	1	0	0
Write-In: Sanders, Steven Cavin	0	0	0	0
Write-In: Bozic, David	0	0	0	0
Write-In: Petty, Shawn	0	0	0	0
Write-In: Rodriguez, Benjamin	0	0	0	0
Write-In: Prosser, Jannie "Jannie"	0	0	0	0
Not Assigned	1	0	1	0
Total Votes Cast	1,864	222	1,628	14

U.S. Representative in Congress District 7

Vote For 1	TOTAL	Polls	Early Provisional	s
GRIJALVA, RAÚL M.	1,498	139	1,351	8
BUTIEREZ SR., DANIEL FRANCIS	330	74	251	5
Write-In Totals	3	0	3	0
Not Assigned	3	0	3	0
Total Votes Cast	1,831	213	1,605	13

Precinct 082

State Senator District 21

Vote For 1

	TOTAL	Polls	Early Provisional	S
GABALDÓN, ROSANNA	1,545	149	1,386	10
Write-In Totals	22	6	16	0
Not Assigned	22	6	16	0
Total Votes Cast	1,567	155	1,402	10

State Representative Dist. 21

Vote For 2

	TOTAL	Polls	Early Provisional	S
HERNANDEZ, CONSUELO	1,283	99	1,177	7
STAHL HAMILTON, STEPHANIE	1,321	97	1,219	5
KIBBEY, CHRISTOPHER	321	74	244	3
Write-In Totals	9	3	6	0
Not Assigned	9	3	6	0
Total Votes Cast	2,934	273	2,646	15

Corporation Commissioner

Vote For 3

	TOTAL	Polls	Early Provisional	S
AGUILAR, YLENIA	1,355	109	1,241	5
HILL, JONATHON	1,236	82	1,149	5
POLACHECK, JOSHUA	1,252	79	1,168	5
LOPEZ, RENE	282	64	214	4
MARQUEZ PETERSON, LEA	266	56	209	1
WALDEN, RACHEL	263	55	207	1
CEASE, MIKE	68	8	59	1
LUXENBERG, NINA	91	9	80	2
Write-In Totals	1	0	1	0
Write-In: Bertone, Frank	0	0	0	0
Not Assigned	1	0	1	0
Total Votes Cast	4,814	462	4,328	24

Board of Supervisors District 2

Vote For 1

	TOTAL	Polls	Early Provisional	S
HEINZ, MATT	1,504	133	1,363	8
BACKER, JOHN	307	72	230	5
Write-In Totals	2	0	2	0
Not Assigned	2	0	2	0
Total Votes Cast	1,813	205	1,595	13

Precinct 082

County Assessor

Vote For 1

	TOTAL	Polls	Early Provisional	S
DROUBIE, SUZANNE	1,549	151	1,387	11
Write-In Totals	19	5	14	0
Not Assigned	19	5	14	0
Total Votes Cast	1,568	156	1,401	11

County Attorney

Vote For 1

	TOTAL	Polls	Early Provisional	S
CONOVER, LAURA	1,465	133	1,325	7
DRUAN, HOWARD	197	43	149	5
Write-In Totals	11	2	9	0
Not Assigned	11	2	9	0
Total Votes Cast	1,673	178	1,483	12

County Recorder

Vote For 1

	TOTAL	Polls	Early Provisional	S
CÁZARES-KELLY, GABRIELLA	1,487	130	1,348	9
CAMPBELL-GONZALEZ, DOMINIC	292	72	216	4
Write-In Totals	2	1	1	0
Not Assigned	2	1	1	0
Total Votes Cast	1,781	203	1,565	13

County Sheriff

Vote For 1

	TOTAL	Polls	Early Provisional	S
NANOS, CHRIS	1,206	118	1,081	7
LAPPIN, HEATHER	519	85	429	5
Write-In Totals	9	0	9	0
Write-In: Di Genova, Trista	1	0	1	0
Not Assigned	8	0	8	0
Total Votes Cast	1,734	203	1,519	12

County Superintendent of Schools

Vote For 1

	TOTAL	Polls	Early Provisional	S
WILLIAMS, DUSTIN	1,530	153	1,365	12
Write-In Totals	22	4	18	0
Not Assigned	22	4	18	0
Total Votes Cast	1,552	157	1,383	12

Precinct 082

County Treasurer

Vote For 1

	TOTAL	Polls	Early Provisional	S
JOHNSON, BRIAN	1,417	119	1,289	9
ACKERLEY, CHRIS	372	83	285	4
Write-In Totals	1	0	1	0
Not Assigned	1	0	1	0
Total Votes Cast	1,790	202	1,575	13

Justice of the Peace Precinct 2

Vote For 1

	TOTAL	Polls	Early Provisional	S
CORNEJO, ERICA	1,539	154	1,375	10
Write-In Totals	15	4	11	0
Not Assigned	15	4	11	0
Total Votes Cast	1,554	158	1,386	10

KING, KATHRYN H.

Vote For 1

	TOTAL	Polls	Early Provisional	S
Yes / Si	570	93	470	7
No	1,019	88	926	5
Total Votes Cast	1,589	181	1,396	12

BOLICK, CLINT

Vote For 1

	TOTAL	Polls	Early Provisional	S
Yes / Si	508	81	422	5
No	1,069	95	967	7
Total Votes Cast	1,577	176	1,389	12

ECKERSTROM, PETER J.

Vote For 1

	TOTAL	Polls	Early Provisional	S
Yes / Si	1,093	86	1,000	7
No	331	76	250	5
Total Votes Cast	1,424	162	1,250	12

STARING, CHRISTOPHER P.

Vote For 1

	TOTAL	Polls	Early Provisional	S
Yes / Si	954	92	856	6
No	427	69	352	6
Total Votes Cast	1,381	161	1,208	12

Precinct 082

GRIFFIN, BRENDEN J.

Vote For 1

	TOTAL	Polls	Early Provisional	S
Yes / Si	969	93	869	7
No	430	73	352	5
Total Votes Cast	1,399	166	1,221	12

LEE, KENNETH

Vote For 1

	TOTAL	Polls	Early Provisional	S
Yes / Si	1,009	94	908	7
No	389	73	311	5
Total Votes Cast	1,398	167	1,219	12

BRYSON, KYLE A.

Vote For 1

	TOTAL	Polls	Early Provisional	S
Yes / Si	1,015	86	922	7
No	377	77	295	5
Total Votes Cast	1,392	163	1,217	12

COHEN, GARY J.

Vote For 1

	TOTAL	Polls	Early Provisional	S
Yes / Si	972	85	878	9
No	415	79	333	3
Total Votes Cast	1,387	164	1,211	12

GORDON, RICHARD E.

Vote For 1

	TOTAL	Polls	Early Provisional	S
Yes / Si	1,001	89	906	6
No	391	74	311	6
Total Votes Cast	1,392	163	1,217	12

BUTLER, MICHAEL J.

Vote For 1

	TOTAL	Polls	Early Provisional	S
Yes / Si	1,013	93	914	6
No	380	73	302	5
Total Votes Cast	1,393	166	1,216	11

Precinct 082

YEHLING, WAYNE E.

Vote For 1

	TOTAL	Polls	Early Provisional	s
Yes / Si	969	88	876	5
No	420	76	337	7
Total Votes Cast	1,389	164	1,213	12

CONSTANT, DANIELLE J.K.

Vote For 1

	TOTAL	Polls	Early Provisional	s
Yes / Si	940	85	848	7
No	454	80	369	5
Total Votes Cast	1,394	165	1,217	12

METCALF, D. DOUGLAS

Vote For 1

	TOTAL	Polls	Early Provisional	s
Yes / Si	978	85	886	7
No	418	80	333	5
Total Votes Cast	1,396	165	1,219	12

MCGINLEY, CASEY F.

Vote For 1

	TOTAL	Polls	Early Provisional	s
Yes / Si	1,006	87	912	7
No	386	77	304	5
Total Votes Cast	1,392	164	1,216	12

SAKALL, GREG

Vote For 1

	TOTAL	Polls	Early Provisional	s
Yes / Si	940	83	850	7
No	451	80	366	5
Total Votes Cast	1,391	163	1,216	12

WAGENER, JOAN L.

Vote For 1

	TOTAL	Polls	Early Provisional	s
Yes / Si	989	95	887	7
No	404	70	329	5
Total Votes Cast	1,393	165	1,216	12

Precinct 082

JOHNSON, KELLIE L.

Vote For 1

	TOTAL	Polls	Early Provisional	s
Yes / Si	754	83	664	7
No	664	82	577	5
Total Votes Cast	1,418	165	1,241	12

ORTIZ, KIMBERLY H.

Vote For 1

	TOTAL	Polls	Early Provisional	s
Yes / Si	1,000	85	908	7
No	390	78	307	5
Total Votes Cast	1,390	163	1,215	12

MCDONALD, SCOTT DAVID

Vote For 1

	TOTAL	Polls	Early Provisional	s
Yes / Si	919	83	829	7
No	474	80	389	5
Total Votes Cast	1,393	163	1,218	12

ABRAMS, LISA ILKA

Vote For 1

	TOTAL	Polls	Early Provisional	s
Yes / Si	1,008	86	915	7
No	386	77	304	5
Total Votes Cast	1,394	163	1,219	12

Governing Board - Tucson Unified School District (TUSD) No. 1

Vote For 3

	TOTAL	Polls	Early Provisional	s
ACOSTA RUIZ, PILAR	611	82	527	2
FLORES, ESTEBAN	426	64	358	4
LUNA ROSE, NATALIE	1,032	85	945	2
SHAH, RAVI	840	50	788	2
SHAW, SADIE	991	86	903	2
Write-In Totals	28	4	24	0
Not Assigned	28	4	24	0
Total Votes Cast	3,928	371	3,545	12

PROPOSITION 133

Vote For 1

	TOTAL	Polls	Early Provisional	s
Yes / Si	352	68	278	6
No	1,353	127	1,222	4
Total Votes Cast	1,705	195	1,500	10

Precinct 082

PROPOSITION 134

Vote For 1

	TOTAL	Polls	Early Provisional	S
Yes / Si	348	71	271	6
No	1,359	124	1,231	4
Total Votes Cast	1,707	195	1,502	10

PROPOSITION 135

Vote For 1

	TOTAL	Polls	Early Provisional	S
Yes / Si	405	85	317	3
No	1,280	105	1,168	7
Total Votes Cast	1,685	190	1,485	10

PROPOSITION 136

Vote For 1

	TOTAL	Polls	Early Provisional	S
Yes / Si	304	68	232	4
No	1,376	120	1,250	6
Total Votes Cast	1,680	188	1,482	10

PROPOSITION 137

Vote For 1

	TOTAL	Polls	Early Provisional	S
Yes / Si	212	52	157	3
No	1,459	141	1,312	6
Total Votes Cast	1,671	193	1,469	9

PROPOSITION 138

Vote For 1

	TOTAL	Polls	Early Provisional	S
Yes / Si	204	50	152	2
No	1,516	148	1,360	8
Total Votes Cast	1,720	198	1,512	10

PROPOSITION 139

Vote For 1

	TOTAL	Polls	Early Provisional	S
Yes / Si	1,535	159	1,366	10
No	275	50	222	3
Total Votes Cast	1,810	209	1,588	13

Precinct 082

PROPOSITION 140

Vote For 1

	TOTAL	Polls	Early Provisional	S
Yes / Si	724	102	615	7
No	1,052	100	946	6
Total Votes Cast	1,776	202	1,561	13

PROPOSITION 311

Vote For 1

	TOTAL	Polls	Early Provisional	S
Yes / Si	728	118	600	10
No	1,056	84	969	3
Total Votes Cast	1,784	202	1,569	13

PROPOSITION 312

Vote For 1

	TOTAL	Polls	Early Provisional	S
Yes / Si	617	113	494	10
No	1,163	86	1,074	3
Total Votes Cast	1,780	199	1,568	13

PROPOSITION 313

Vote For 1

	TOTAL	Polls	Early Provisional	S
Yes / Si	669	116	546	7
No	1,045	79	963	3
Total Votes Cast	1,714	195	1,509	10

PROPOSITION 314

Vote For 1

	TOTAL	Polls	Early Provisional	S
Yes / Si	536	102	429	5
No	1,178	89	1,084	5
Total Votes Cast	1,714	191	1,513	10

PROPOSITION 315

Vote For 1

	TOTAL	Polls	Early Provisional	S
Yes / Si	366	75	285	6
No	1,317	111	1,202	4
Total Votes Cast	1,683	186	1,487	10

Summary Results Report
 General Election
 November 5, 2024

OFFICIAL RESULTS
 Summary of Votes Cast
 County of Pima

Precinct 083

Statistics	TOTAL	Polls	Early Provisional	s
Registered Voters - Total	2,266			
Ballots Cast - Total	1,856	280	1,557	19
Ballots Cast - Blank	29	12	17	0
Voter Turnout - Total	81.91%			

Presidential Electors

Vote For 1	TOTAL	Polls	Early Provisional	s
HARRIS, KAMALA D.	674	74	596	4
TRUMP, DONALD J.	1,148	203	931	14
OLIVER, CHASE	11	1	9	1
STEIN, JILL	11	1	10	0
Write-In Totals	5	1	4	0
Write-In: Ayyadurai / Ellis	0	0	0	0
Write-In: Boddie / Stoneham	0	0	0	0
Write-In: De la Cruz / Garcia	0	0	0	0
Write-In: Shelton / Serra	0	0	0	0
Write-In: Skousen / Combs	0	0	0	0
Not Assigned	5	1	4	0
Total Votes Cast	1,849	280	1,550	19

U.S. Senator

Vote For 1	TOTAL	Polls	Early Provisional	s
GALLEGO, RUBEN	720	75	638	7
LAKE, KARI	1,042	184	848	10
QUINTANA, EDUARDO	47	10	36	1
Write-In Totals	2	1	0	1
Write-In: Williams, Sarah	0	0	0	0
Write-In: Beckett, Christopher	0	0	0	0
Write-In: Sanders, Steven Cavin	0	0	0	0
Write-In: Bozic, David	0	0	0	0
Write-In: Petty, Shawn	0	0	0	0
Write-In: Rodriguez, Benjamin	0	0	0	0
Write-In: Prosser, Jannie "Jannie"	0	0	0	0
Not Assigned	2	1	0	1
Total Votes Cast	1,811	270	1,522	19

U.S. Representative in Congress District 7

Vote For 1	TOTAL	Polls	Early Provisional	s
GRIJALVA, RAÚL M.	644	65	571	8
BUTIEREZ SR., DANIEL FRANCIS	1,148	200	937	11
Write-In Totals	3	1	2	0
Not Assigned	3	1	2	0
Total Votes Cast	1,795	266	1,510	19

Precinct 083

State Senator District 21

Vote For 1

	TOTAL	Polls	Early Provisional	s
GABALDÓN, ROSANNA	947	132	806	9
Write-In Totals	96	21	73	2
Not Assigned	96	21	73	2
Total Votes Cast	1,043	153	879	11

State Representative Dist. 21

Vote For 2

	TOTAL	Polls	Early Provisional	s
HERNANDEZ, CONSUELO	625	60	562	3
STAHL HAMILTON, STEPHANIE	591	44	543	4
KIBBEY, CHRISTOPHER	1,121	188	921	12
Write-In Totals	22	5	17	0
Not Assigned	22	5	17	0
Total Votes Cast	2,359	297	2,043	19

Corporation Commissioner

Vote For 3

	TOTAL	Polls	Early Provisional	s
AGUILAR, YLENIA	583	56	523	4
HILL, JONATHON	555	41	510	4
POLACHECK, JOSHUA	529	43	482	4
LOPEZ, RENE	965	136	821	8
MARQUEZ PETERSON, LEA	899	120	773	6
WALDEN, RACHEL	969	135	826	8
CEASE, MIKE	48	10	38	0
LUXENBERG, NINA	77	18	59	0
Write-In Totals	4	0	4	0
Write-In: Bertone, Frank	0	0	0	0
Not Assigned	4	0	4	0
Total Votes Cast	4,629	559	4,036	34

Board of Supervisors District 3

Vote For 1

	TOTAL	Polls	Early Provisional	s
ALLEN, JENNIFER "JEN"	616	61	547	8
WITTENBRAKER, JANET "JL"	1,073	179	884	10
BAH, IMAN-UTOPIA LAYJOU	51	13	37	1
Write-In Totals	3	1	2	0
Not Assigned	3	1	2	0
Total Votes Cast	1,743	254	1,470	19

Precinct 083

County Assessor

Vote For 1

	TOTAL	Polls	Early Provisional	s
DROUBIE, SUZANNE	958	134	815	9
Write-In Totals	85	16	66	3
Not Assigned	85	16	66	3
Total Votes Cast	1,043	150	881	12

County Attorney

Vote For 1

	TOTAL	Polls	Early Provisional	s
CONOVER, LAURA	775	90	677	8
DRUAN, HOWARD	442	73	364	5
Write-In Totals	49	10	37	2
Not Assigned	49	10	37	2
Total Votes Cast	1,266	173	1,078	15

County Recorder

Vote For 1

	TOTAL	Polls	Early Provisional	s
CÁZARES-KELLY, GABRIELLA	682	69	608	5
CAMPBELL-GONZALEZ, DOMINIC	1,037	179	845	13
Write-In Totals	4	2	2	0
Not Assigned	4	2	2	0
Total Votes Cast	1,723	250	1,455	18

County Sheriff

Vote For 1

	TOTAL	Polls	Early Provisional	s
NANOS, CHRIS	592	53	531	8
LAPPIN, HEATHER	1,170	208	951	11
Write-In Totals	7	2	5	0
Write-In: Di Genova, Trista	0	0	0	0
Not Assigned	7	2	5	0
Total Votes Cast	1,769	263	1,487	19

County Superintendent of Schools

Vote For 1

	TOTAL	Polls	Early Provisional	s
WILLIAMS, DUSTIN	951	130	811	10
Write-In Totals	80	14	64	2
Not Assigned	80	14	64	2
Total Votes Cast	1,031	144	875	12

Precinct 083

County Treasurer

Vote For 1

	TOTAL	Polls	Early Provisional	S
JOHNSON, BRIAN	592	59	526	7
ACKERLEY, CHRIS	1,148	189	947	12
Write-In Totals	8	3	5	0
Not Assigned	8	3	5	0
Total Votes Cast	1,748	251	1,478	19

Constable Precinct 7

Vote For 1

	TOTAL	Polls	Early Provisional	S
SCHENEK JR., THOMAS	1,376	224	1,136	16
Write-In Totals	47	3	44	0
Not Assigned	47	3	44	0
Total Votes Cast	1,423	227	1,180	16

KING, KATHRYN H.

Vote For 1

	TOTAL	Polls	Early Provisional	S
Yes / Si	941	146	785	10
No	503	50	449	4
Total Votes Cast	1,444	196	1,234	14

BOLICK, CLINT

Vote For 1

	TOTAL	Polls	Early Provisional	S
Yes / Si	918	135	773	10
No	516	56	456	4
Total Votes Cast	1,434	191	1,229	14

ECKERSTROM, PETER J.

Vote For 1

	TOTAL	Polls	Early Provisional	S
Yes / Si	954	124	821	9
No	387	65	317	5
Total Votes Cast	1,341	189	1,138	14

STARING, CHRISTOPHER P.

Vote For 1

	TOTAL	Polls	Early Provisional	S
Yes / Si	955	132	812	11
No	384	59	322	3
Total Votes Cast	1,339	191	1,134	14

Precinct 083

GRIFFIN, BRENDEN J.

Vote For 1

	TOTAL	Polls	Early Provisional	S
Yes / Si	922	141	771	10
No	372	49	318	5
Total Votes Cast	1,294	190	1,089	15

LEE, KENNETH

Vote For 1

	TOTAL	Polls	Early Provisional	S
Yes / Si	912	130	774	8
No	381	58	317	6
Total Votes Cast	1,293	188	1,091	14

BRYSON, KYLE A.

Vote For 1

	TOTAL	Polls	Early Provisional	S
Yes / Si	910	131	770	9
No	381	55	320	6
Total Votes Cast	1,291	186	1,090	15

COHEN, GARY J.

Vote For 1

	TOTAL	Polls	Early Provisional	S
Yes / Si	920	132	778	10
No	368	52	311	5
Total Votes Cast	1,288	184	1,089	15

GORDON, RICHARD E.

Vote For 1

	TOTAL	Polls	Early Provisional	S
Yes / Si	924	137	776	11
No	363	51	308	4
Total Votes Cast	1,287	188	1,084	15

BUTLER, MICHAEL J.

Vote For 1

	TOTAL	Polls	Early Provisional	S
Yes / Si	938	135	793	10
No	358	51	302	5
Total Votes Cast	1,296	186	1,095	15

Precinct 083

YEHLING, WAYNE E.

Vote For 1

	TOTAL	Polls	Early Provisional	S
Yes / Si	896	121	768	7
No	386	65	314	7
Total Votes Cast	1,282	186	1,082	14

CONSTANT, DANIELLE J.K.

Vote For 1

	TOTAL	Polls	Early Provisional	S
Yes / Si	909	133	765	11
No	376	51	321	4
Total Votes Cast	1,285	184	1,086	15

METCALF, D. DOUGLAS

Vote For 1

	TOTAL	Polls	Early Provisional	S
Yes / Si	922	135	777	10
No	367	50	312	5
Total Votes Cast	1,289	185	1,089	15

MCGINLEY, CASEY F.

Vote For 1

	TOTAL	Polls	Early Provisional	S
Yes / Si	927	137	781	9
No	364	49	310	5
Total Votes Cast	1,291	186	1,091	14

SAKALL, GREG

Vote For 1

	TOTAL	Polls	Early Provisional	S
Yes / Si	950	138	802	10
No	353	48	300	5
Total Votes Cast	1,303	186	1,102	15

WAGENER, JOAN L.

Vote For 1

	TOTAL	Polls	Early Provisional	S
Yes / Si	915	135	770	10
No	372	51	316	5
Total Votes Cast	1,287	186	1,086	15

Precinct 083

JOHNSON, KELLIE L.

Vote For 1

	TOTAL	Polls	Early Provisional	S
Yes / Si	906	134	763	9
No	393	52	335	6
Total Votes Cast	1,299	186	1,098	15

ORTIZ, KIMBERLY H.

Vote For 1

	TOTAL	Polls	Early Provisional	S
Yes / Si	933	131	792	10
No	356	52	299	5
Total Votes Cast	1,289	183	1,091	15

MCDONALD, SCOTT DAVID

Vote For 1

	TOTAL	Polls	Early Provisional	S
Yes / Si	921	134	777	10
No	373	53	315	5
Total Votes Cast	1,294	187	1,092	15

ABRAMS, LISA ILKA

Vote For 1

	TOTAL	Polls	Early Provisional	S
Yes / Si	918	131	777	10
No	373	52	316	5
Total Votes Cast	1,291	183	1,093	15

Governing Board - Sahuarita Unified School District No. 30

Vote For 3

	TOTAL	Polls	Early Provisional	S
BRUNO, ANTHONY "TONY" ROCCO	772	106	656	10
FETTIG, DEBBIE	412	57	352	3
PETERSMARCK, AMY	796	95	694	7
REIS, DENISE	807	91	710	6
ZANIN, KATHRYN	584	51	529	4
Write-In Totals	24	7	17	0
Not Assigned	24	7	17	0
Total Votes Cast	3,395	407	2,958	30

Precinct 083

Board of Governors - Pima Community College Dist. 3

Vote For 1

	TOTAL	Polls	Early Provisional	S
GARCIA, MARIA DE LA LUZ	559	79	469	11
RANDALL, KRISTEN	671	93	573	5
Write-In Totals	16	4	12	0
Not Assigned	16	4	12	0
Total Votes Cast	1,246	176	1,054	16

PROPOSITION 133

Vote For 1

	TOTAL	Polls	Early Provisional	S
Yes / Si	734	121	602	11
No	917	118	792	7
Total Votes Cast	1,651	239	1,394	18

PROPOSITION 134

Vote For 1

	TOTAL	Polls	Early Provisional	S
Yes / Si	771	115	645	11
No	877	119	751	7
Total Votes Cast	1,648	234	1,396	18

PROPOSITION 135

Vote For 1

	TOTAL	Polls	Early Provisional	S
Yes / Si	856	135	711	10
No	780	95	677	8
Total Votes Cast	1,636	230	1,388	18

PROPOSITION 136

Vote For 1

	TOTAL	Polls	Early Provisional	S
Yes / Si	637	113	515	9
No	966	116	841	9
Total Votes Cast	1,603	229	1,356	18

PROPOSITION 137

Vote For 1

	TOTAL	Polls	Early Provisional	S
Yes / Si	424	77	339	8
No	1,177	145	1,022	10
Total Votes Cast	1,601	222	1,361	18

Precinct 083

PROPOSITION 138

Vote For 1				
	TOTAL	Polls	Early Provisional	S
Yes / Si	440	66	370	4
No	1,247	176	1,057	14
Total Votes Cast	1,687	242	1,427	18

PROPOSITION 139

Vote For 1				
	TOTAL	Polls	Early Provisional	S
Yes / Si	943	125	807	11
No	829	135	686	8
Total Votes Cast	1,772	260	1,493	19

PROPOSITION 140

Vote For 1				
	TOTAL	Polls	Early Provisional	S
Yes / Si	701	109	581	11
No	1,013	133	872	8
Total Votes Cast	1,714	242	1,453	19

PROPOSITION 311

Vote For 1				
	TOTAL	Polls	Early Provisional	S
Yes / Si	1,247	203	1,029	15
No	476	42	430	4
Total Votes Cast	1,723	245	1,459	19

PROPOSITION 312

Vote For 1				
	TOTAL	Polls	Early Provisional	S
Yes / Si	1,158	163	983	12
No	542	77	459	6
Total Votes Cast	1,700	240	1,442	18

PROPOSITION 313

Vote For 1				
	TOTAL	Polls	Early Provisional	S
Yes / Si	1,222	191	1,014	17
No	487	55	432	0
Total Votes Cast	1,709	246	1,446	17

Precinct 083

PROPOSITION 314

Vote For 1

	TOTAL	Polls	Early Provisional	S
Yes / Sí	1,223	188	1,023	12
No	472	56	411	5
Total Votes Cast	1,695	244	1,434	17

PROPOSITION 315

Vote For 1

	TOTAL	Polls	Early Provisional	S
Yes / Sí	835	123	701	11
No	768	101	661	6
Total Votes Cast	1,603	224	1,362	17

PROPOSITION 410 - Continental School District No. 39

Vote For 1

	TOTAL	Polls	Early Provisional	S
Budget Increase, Yes / Aumento al Presupuesto, Sí	1	0	1	0
Budget Increase, No / Aumento al Presupuesto, No	0	0	0	0
Total Votes Cast	1	0	1	0

PROPOSITION 403

Vote For 1

	TOTAL	Polls	Early Provisional	S
Bond Approval, Yes / Aprobación de Bonos, Sí	545	75	465	5
Bond Approval, No / Aprobación de Bonos, No	967	133	824	10
Total Votes Cast	1,512	208	1,289	15

PROPOSITION 404

Vote For 1

	TOTAL	Polls	Early Provisional	S
Yes / Sí	1,064	127	929	8
No	435	84	342	9
Total Votes Cast	1,499	211	1,271	17

PROPOSITION 405

Vote For 1

	TOTAL	Polls	Early Provisional	S
Yes / Sí	1,073	136	925	12
No	382	70	306	6
Total Votes Cast	1,455	206	1,231	18

Precinct 083

PROPOSITION 406

Vote For 1

	TOTAL	Polls	Early Provisional	S
Yes / Si	1,080	136	933	11
No	396	69	320	7
Total Votes Cast	1,476	205	1,253	18

PROPOSITION 407

Vote For 1

	TOTAL	Polls	Early Provisional	S
Yes / Si	1,111	137	963	11
No	389	75	307	7
Total Votes Cast	1,500	212	1,270	18

Summary Results Report
 General Election
 November 5, 2024

OFFICIAL RESULTS
 Summary of Votes Cast
 County of Pima

Precinct 084

Statistics	TOTAL	Polls	Early Provisional	S
Registered Voters - Total	7,415			
Ballots Cast - Total	6,711	592	6,098	21
Ballots Cast - Blank	63	11	52	0
Voter Turnout - Total	90.51%			

Presidential Electors

Vote For 1	TOTAL	Polls	Early Provisional	S
HARRIS, KAMALA D.	3,286	150	3,125	11
TRUMP, DONALD J.	3,311	428	2,873	10
OLIVER, CHASE	23	3	20	0
STEIN, JILL	20	4	16	0
Write-In Totals	23	2	21	0
Write-In: Ayyadurai / Ellis	0	0	0	0
Write-In: Boddie / Stoneham	0	0	0	0
Write-In: De la Cruz / Garcia	0	0	0	0
Write-In: Shelton / Serra	0	0	0	0
Write-In: Skousen / Combs	1	0	1	0
Not Assigned	22	2	20	0
Total Votes Cast	6,663	587	6,055	21

U.S. Senator

Vote For 1	TOTAL	Polls	Early Provisional	S
GALLEGO, RUBEN	3,420	164	3,245	11
LAKE, KARI	3,068	399	2,661	8
QUINTANA, EDUARDO	100	18	81	1
Write-In Totals	16	2	14	0
Write-In: Williams, Sarah	1	0	1	0
Write-In: Beckett, Christopher	0	0	0	0
Write-In: Sanders, Steven Cavin	0	0	0	0
Write-In: Bozic, David	0	0	0	0
Write-In: Petty, Shawn	0	0	0	0
Write-In: Rodriguez, Benjamin	0	0	0	0
Write-In: Prosser, Jannie "Jannie"	0	0	0	0
Not Assigned	15	2	13	0
Total Votes Cast	6,604	583	6,001	20

Summary Results Report
 General Election
 November 5, 2024

OFFICIAL RESULTS
 Summary of Votes Cast
 County of Pima

Precinct 084

U.S. Representative in Congress District 6

Vote For 1

	TOTAL	Polls	Early Provisional	S
ENGEL, KIRSTEN	3,134	146	2,977	11
CISCOMANI, JUAN	3,366	416	2,944	6
EASTWOOD, ATHENA	76	17	59	0
Write-In Totals	3	0	3	0
Write-In: Pozzolo, Luis	0	0	0	0
Not Assigned	3	0	3	0
Total Votes Cast	6,579	579	5,983	17

State Senator District 19

Vote For 1

	TOTAL	Polls	Early Provisional	S
KARP, BOB	3,124	145	2,969	10
GOWAN, DAVID	3,332	415	2,911	6
Write-In Totals	8	2	5	1
Not Assigned	8	2	5	1
Total Votes Cast	6,464	562	5,885	17

State Representative Dist. 19

Vote For 2

	TOTAL	Polls	Early Provisional	S
FROSTROM JR., GREGG	3,109	132	2,969	8
DIAZ, LUPE	2,962	349	2,608	5
GRIFFIN, GAIL	2,993	326	2,663	4
Write-In Totals	14	1	13	0
Not Assigned	14	1	13	0
Total Votes Cast	9,078	808	8,253	17

Corporation Commissioner

Vote For 3

	TOTAL	Polls	Early Provisional	S
AGUILAR, YLENIA	2,820	114	2,701	5
HILL, JONATHON	2,892	111	2,772	9
POLACHECK, JOSHUA	2,750	99	2,647	4
LOPEZ, RENE	2,918	320	2,593	5
MARQUEZ PETERSON, LEA	2,955	311	2,642	2
WALDEN, RACHEL	3,083	354	2,724	5
CEASE, MIKE	144	15	129	0
LUXENBERG, NINA	159	21	137	1
Write-In Totals	4	2	1	1
Write-In: Bertone, Frank	0	0	0	0
Not Assigned	4	2	1	1
Total Votes Cast	17,725	1,347	16,346	32

Precinct 084

Board of Supervisors District 2

Vote For 1

	TOTAL	Polls	Early Provisional	S
HEINZ, MATT	3,057	136	2,913	8
BACKER, JOHN	3,346	414	2,922	10
Write-In Totals	5	1	4	0
Not Assigned	5	1	4	0
Total Votes Cast	6,408	551	5,839	18

County Assessor

Vote For 1

	TOTAL	Polls	Early Provisional	S
DROUBIE, SUZANNE	4,085	295	3,775	15
Write-In Totals	164	23	140	1
Not Assigned	164	23	140	1
Total Votes Cast	4,249	318	3,915	16

County Attorney

Vote For 1

	TOTAL	Polls	Early Provisional	S
CONOVER, LAURA	3,544	213	3,317	14
DRUAN, HOWARD	1,177	177	998	2
Write-In Totals	97	14	82	1
Not Assigned	97	14	82	1
Total Votes Cast	4,818	404	4,397	17

County Recorder

Vote For 1

	TOTAL	Polls	Early Provisional	S
CÁZARES-KELLY, GABRIELLA	3,132	144	2,976	12
CAMPBELL-GONZALEZ, DOMINIC	3,142	394	2,741	7
Write-In Totals	3	1	2	0
Not Assigned	3	1	2	0
Total Votes Cast	6,277	539	5,719	19

County Sheriff

Vote For 1

	TOTAL	Polls	Early Provisional	S
NANOS, CHRIS	2,768	136	2,622	10
LAPPIN, HEATHER	3,666	421	3,237	8
Write-In Totals	9	1	7	1
Write-In: Di Genova, Trista	0	0	0	0
Not Assigned	9	1	7	1
Total Votes Cast	6,443	558	5,866	19

Precinct 084

County Superintendent of Schools

Vote For 1

	TOTAL	Polls	Early Provisional	S
WILLIAMS, DUSTIN	4,018	293	3,710	15
Write-In Totals	156	25	130	1
Not Assigned	156	25	130	1
Total Votes Cast	4,174	318	3,840	16

County Treasurer

Vote For 1

	TOTAL	Polls	Early Provisional	S
JOHNSON, BRIAN	2,890	128	2,753	9
ACKERLEY, CHRIS	3,494	412	3,073	9
Write-In Totals	2	1	1	0
Not Assigned	2	1	1	0
Total Votes Cast	6,386	541	5,827	18

Constable Precinct 7

Vote For 1

	TOTAL	Polls	Early Provisional	S
SCHENEK JR., THOMAS	4,421	461	3,946	14
Write-In Totals	72	5	67	0
Not Assigned	72	5	67	0
Total Votes Cast	4,493	466	4,013	14

KING, KATHRYN H.

Vote For 1

	TOTAL	Polls	Early Provisional	S
Yes / Si	3,280	336	2,935	9
No	2,148	132	2,008	8
Total Votes Cast	5,428	468	4,943	17

BOLICK, CLINT

Vote For 1

	TOTAL	Polls	Early Provisional	S
Yes / Si	3,183	322	2,852	9
No	2,215	139	2,068	8
Total Votes Cast	5,398	461	4,920	17

ECKERSTROM, PETER J.

Vote For 1

	TOTAL	Polls	Early Provisional	S
Yes / Si	3,970	330	3,630	10
No	981	116	858	7
Total Votes Cast	4,951	446	4,488	17

Precinct 084

STARING, CHRISTOPHER P.

Vote For 1

	TOTAL	Polls	Early Provisional	S
Yes / Si	3,936	325	3,602	9
No	988	117	863	8
Total Votes Cast	4,924	442	4,465	17

GRIFFIN, BRENDEN J.

Vote For 1

	TOTAL	Polls	Early Provisional	S
Yes / Si	3,872	328	3,535	9
No	927	104	817	6
Total Votes Cast	4,799	432	4,352	15

LEE, KENNETH

Vote For 1

	TOTAL	Polls	Early Provisional	S
Yes / Si	3,858	318	3,530	10
No	926	111	809	6
Total Votes Cast	4,784	429	4,339	16

BRYSON, KYLE A.

Vote For 1

	TOTAL	Polls	Early Provisional	S
Yes / Si	3,887	306	3,571	10
No	908	123	779	6
Total Votes Cast	4,795	429	4,350	16

COHEN, GARY J.

Vote For 1

	TOTAL	Polls	Early Provisional	S
Yes / Si	3,895	318	3,567	10
No	881	111	764	6
Total Votes Cast	4,776	429	4,331	16

GORDON, RICHARD E.

Vote For 1

	TOTAL	Polls	Early Provisional	S
Yes / Si	3,879	319	3,550	10
No	908	113	788	7
Total Votes Cast	4,787	432	4,338	17

Precinct 084

BUTLER, MICHAEL J.

Vote For 1

	TOTAL	Polls	Early Provisional	S
Yes / Si	3,905	321	3,575	9
No	882	108	768	6
Total Votes Cast	4,787	429	4,343	15

YEHLING, WAYNE E.

Vote For 1

	TOTAL	Polls	Early Provisional	S
Yes / Si	3,857	307	3,540	10
No	934	126	802	6
Total Votes Cast	4,791	433	4,342	16

CONSTANT, DANIELLE J.K.

Vote For 1

	TOTAL	Polls	Early Provisional	S
Yes / Si	3,843	319	3,514	10
No	953	109	837	7
Total Votes Cast	4,796	428	4,351	17

METCALF, D. DOUGLAS

Vote For 1

	TOTAL	Polls	Early Provisional	S
Yes / Si	3,845	310	3,525	10
No	939	123	810	6
Total Votes Cast	4,784	433	4,335	16

MCGINLEY, CASEY F.

Vote For 1

	TOTAL	Polls	Early Provisional	S
Yes / Si	3,913	315	3,588	10
No	865	114	744	7
Total Votes Cast	4,778	429	4,332	17

SAKALL, GREG

Vote For 1

	TOTAL	Polls	Early Provisional	S
Yes / Si	3,878	311	3,558	9
No	931	121	803	7
Total Votes Cast	4,809	432	4,361	16

Precinct 084

WAGENER, JOAN L.

Vote For 1

	TOTAL	Polls	Early Provisional	S
Yes / Si	3,876	306	3,561	9
No	912	119	786	7
Total Votes Cast	4,788	425	4,347	16

JOHNSON, KELLIE L.

Vote For 1

	TOTAL	Polls	Early Provisional	S
Yes / Si	3,640	324	3,309	7
No	1,207	111	1,088	8
Total Votes Cast	4,847	435	4,397	15

ORTIZ, KIMBERLY H.

Vote For 1

	TOTAL	Polls	Early Provisional	S
Yes / Si	3,938	319	3,609	10
No	853	107	740	6
Total Votes Cast	4,791	426	4,349	16

MCDONALD, SCOTT DAVID

Vote For 1

	TOTAL	Polls	Early Provisional	S
Yes / Si	3,848	319	3,520	9
No	940	112	821	7
Total Votes Cast	4,788	431	4,341	16

ABRAMS, LISA ILKA

Vote For 1

	TOTAL	Polls	Early Provisional	S
Yes / Si	3,928	326	3,592	10
No	875	107	762	6
Total Votes Cast	4,803	433	4,354	16

PROPOSITION 133

Vote For 1

	TOTAL	Polls	Early Provisional	S
Yes / Si	2,708	277	2,421	10
No	3,268	254	3,005	9
Total Votes Cast	5,976	531	5,426	19

Precinct 084

PROPOSITION 134

Vote For 1	TOTAL	Polls	Early Provisional	S
Yes / Si	2,661	276	2,374	11
No	3,347	254	3,085	8
Total Votes Cast	6,008	530	5,459	19

PROPOSITION 135

Vote For 1	TOTAL	Polls	Early Provisional	S
Yes / Si	2,815	297	2,506	12
No	3,138	230	2,903	5
Total Votes Cast	5,953	527	5,409	17

PROPOSITION 136

Vote For 1	TOTAL	Polls	Early Provisional	S
Yes / Si	2,323	253	2,060	10
No	3,582	267	3,308	7
Total Votes Cast	5,905	520	5,368	17

PROPOSITION 137

Vote For 1	TOTAL	Polls	Early Provisional	S
Yes / Si	1,546	175	1,363	8
No	4,378	354	4,015	9
Total Votes Cast	5,924	529	5,378	17

PROPOSITION 138

Vote For 1	TOTAL	Polls	Early Provisional	S
Yes / Si	1,588	170	1,413	5
No	4,478	373	4,091	14
Total Votes Cast	6,066	543	5,504	19

PROPOSITION 139

Vote For 1	TOTAL	Polls	Early Provisional	S
Yes / Si	4,195	296	3,884	15
No	2,204	268	1,931	5
Total Votes Cast	6,399	564	5,815	20

Precinct 084

PROPOSITION 140

Vote For 1				
	TOTAL	Polls	Early Provisional	S
Yes / Si	2,558	235	2,313	10
No	3,764	314	3,440	10
Total Votes Cast	6,322	549	5,753	20

PROPOSITION 311

Vote For 1				
	TOTAL	Polls	Early Provisional	S
Yes / Si	3,979	410	3,554	15
No	2,309	135	2,169	5
Total Votes Cast	6,288	545	5,723	20

PROPOSITION 312

Vote For 1				
	TOTAL	Polls	Early Provisional	S
Yes / Si	3,745	395	3,336	14
No	2,503	150	2,347	6
Total Votes Cast	6,248	545	5,683	20

PROPOSITION 313

Vote For 1				
	TOTAL	Polls	Early Provisional	S
Yes / Si	3,588	399	3,172	17
No	2,643	145	2,496	2
Total Votes Cast	6,231	544	5,668	19

PROPOSITION 314

Vote For 1				
	TOTAL	Polls	Early Provisional	S
Yes / Si	3,936	423	3,500	13
No	2,284	119	2,159	6
Total Votes Cast	6,220	542	5,659	19

PROPOSITION 315

Vote For 1				
	TOTAL	Polls	Early Provisional	S
Yes / Si	2,858	297	2,552	9
No	3,056	207	2,839	10
Total Votes Cast	5,914	504	5,391	19

Precinct 084

PROPOSITION 410 - Continental School District No. 39

Vote For 1

	TOTAL	Polls	Early Provisional	S
Budget Increase, Yes / Aumento al Presupuesto, Sí	3,130	251	2,867	12
Budget Increase, No / Aumento al Presupuesto, No	2,770	246	2,521	3
Total Votes Cast	5,900	497	5,388	15

PROPOSITION 403

Vote For 1

	TOTAL	Polls	Early Provisional	S
Bond Approval, Yes / Aprobación de Bonos, Sí	2,524	202	2,315	7
Bond Approval, No / Aprobación de Bonos, No	3,450	301	3,139	10
Total Votes Cast	5,974	503	5,454	17

PROPOSITION 404

Vote For 1

	TOTAL	Polls	Early Provisional	S
Yes / Sí	4,261	332	3,919	10
No	1,590	166	1,415	9
Total Votes Cast	5,851	498	5,334	19

PROPOSITION 405

Vote For 1

	TOTAL	Polls	Early Provisional	S
Yes / Sí	4,421	358	4,052	11
No	1,435	146	1,281	8
Total Votes Cast	5,856	504	5,333	19

PROPOSITION 406

Vote For 1

	TOTAL	Polls	Early Provisional	S
Yes / Sí	4,197	353	3,833	11
No	1,647	152	1,488	7
Total Votes Cast	5,844	505	5,321	18

PROPOSITION 407

Vote For 1

	TOTAL	Polls	Early Provisional	S
Yes / Sí	3,876	312	3,553	11
No	1,787	179	1,601	7
Total Votes Cast	5,663	491	5,154	18

Summary Results Report
 General Election
 November 5, 2024

OFFICIAL RESULTS
 Summary of Votes Cast
 County of Pima

Precinct 085

Statistics	TOTAL	Polls	Early Provisional	s
Registered Voters - Total	1,069			
Ballots Cast - Total	825	124	695	6
Ballots Cast - Blank	13	6	7	0
Voter Turnout - Total	77.17%			

Presidential Electors

Vote For 1	TOTAL	Polls	Early Provisional	s
HARRIS, KAMALA D.	533	60	470	3
TRUMP, DONALD J.	270	58	209	3
OLIVER, CHASE	7	2	5	0
STEIN, JILL	6	2	4	0
Write-In Totals	3	1	2	0
Write-In: Ayyadurai / Ellis	0	0	0	0
Write-In: Boddie / Stoneham	0	0	0	0
Write-In: De la Cruz / Garcia	0	0	0	0
Write-In: Shelton / Serra	0	0	0	0
Write-In: Skousen / Combs	0	0	0	0
Not Assigned	3	1	2	0
Total Votes Cast	819	123	690	6

U.S. Senator

Vote For 1	TOTAL	Polls	Early Provisional	s
GALLEGO, RUBEN	551	63	485	3
LAKE, KARI	241	48	190	3
QUINTANA, EDUARDO	14	7	7	0
Write-In Totals	2	1	1	0
Write-In: Williams, Sarah	0	0	0	0
Write-In: Beckett, Christopher	0	0	0	0
Write-In: Sanders, Steven Cavin	0	0	0	0
Write-In: Bozic, David	0	0	0	0
Write-In: Petty, Shawn	0	0	0	0
Write-In: Rodriguez, Benjamin	0	0	0	0
Write-In: Prosser, Jannie "Jannie"	0	0	0	0
Not Assigned	2	1	1	0
Total Votes Cast	808	119	683	6

Precinct 085

U.S. Representative in Congress District 6

Vote For 1

	TOTAL	Polls	Early Provisional	s
ENGEL, KIRSTEN	520	51	466	3
CISCOMANI, JUAN	269	63	204	2
EASTWOOD, ATHENA	12	5	7	0
Write-In Totals	0	0	0	0
Write-In: Pozzolo, Luis	0	0	0	0
Not Assigned	0	0	0	0
Total Votes Cast	801	119	677	5

State Senator District 18

Vote For 1

	TOTAL	Polls	Early Provisional	s
SUNDARESHAN, PRIYA	596	77	515	4
Write-In Totals	17	5	12	0
Not Assigned	17	5	12	0
Total Votes Cast	613	82	527	4

State Representative Dist. 18

Vote For 2

	TOTAL	Polls	Early Provisional	s
GUTIERREZ, NANCY	477	47	428	2
MATHIS, CHRIS	455	44	408	3
ROSENBLUM, LEONARD "LEN"	261	55	204	2
Write-In Totals	3	0	3	0
Not Assigned	3	0	3	0
Total Votes Cast	1,196	146	1,043	7

Corporation Commissioner

Vote For 3

	TOTAL	Polls	Early Provisional	s
AGUILAR, YLENIA	473	46	424	3
HILL, JONATHON	438	37	399	2
POLACHECK, JOSHUA	415	33	380	2
LOPEZ, RENE	225	40	182	3
MARQUEZ PETERSON, LEA	219	38	179	2
WALDEN, RACHEL	225	41	182	2
CEASE, MIKE	23	6	17	0
LUXENBERG, NINA	29	7	22	0
Write-In Totals	0	0	0	0
Write-In: Bertone, Frank	0	0	0	0
Not Assigned	0	0	0	0
Total Votes Cast	2,047	248	1,785	14

Precinct 085

Board of Supervisors District 1

Vote For 1

	TOTAL	Polls	Early Provisional	S
SCOTT, REX	502	53	446	3
SPAIN, STEVE	280	55	223	2
Write-In Totals	1	0	1	0
Not Assigned	1	0	1	0
Total Votes Cast	783	108	670	5

County Assessor

Vote For 1

	TOTAL	Polls	Early Provisional	S
DROUBIE, SUZANNE	595	70	520	5
Write-In Totals	15	4	11	0
Not Assigned	15	4	11	0
Total Votes Cast	610	74	531	5

County Attorney

Vote For 1

	TOTAL	Polls	Early Provisional	S
CONOVER, LAURA	534	58	471	5
DRUAN, HOWARD	112	20	92	0
Write-In Totals	13	4	9	0
Not Assigned	13	4	9	0
Total Votes Cast	659	82	572	5

County Recorder

Vote For 1

	TOTAL	Polls	Early Provisional	S
CÁZARES-KELLY, GABRIELLA	515	57	455	3
CAMPBELL-GONZALEZ, DOMINIC	249	51	195	3
Write-In Totals	0	0	0	0
Not Assigned	0	0	0	0
Total Votes Cast	764	108	650	6

County Sheriff

Vote For 1

	TOTAL	Polls	Early Provisional	S
NANOS, CHRIS	468	50	414	4
LAPPIN, HEATHER	308	59	247	2
Write-In Totals	2	0	2	0
Write-In: Di Genova, Trista	0	0	0	0
Not Assigned	2	0	2	0
Total Votes Cast	778	109	663	6

Precinct 085

County Superintendent of Schools

Vote For 1

	TOTAL	Polls	Early Provisional	S
WILLIAMS, DUSTIN	589	70	514	5
Write-In Totals	17	5	12	0
Not Assigned	17	5	12	0
Total Votes Cast	606	75	526	5

County Treasurer

Vote For 1

	TOTAL	Polls	Early Provisional	S
JOHNSON, BRIAN	487	44	440	3
ACKERLEY, CHRIS	286	61	222	3
Write-In Totals	1	0	1	0
Not Assigned	1	0	1	0
Total Votes Cast	774	105	663	6

Justice of the Peace Precinct 6

Vote For 1

	TOTAL	Polls	Early Provisional	S
BALL, ALEXANDER	590	70	517	3
Write-In Totals	15	4	11	0
Not Assigned	15	4	11	0
Total Votes Cast	605	74	528	3

Constable Precinct 6

Vote For 1

	TOTAL	Polls	Early Provisional	S
BERNAL, BENNETT L.	589	70	516	3
Write-In Totals	15	4	11	0
Not Assigned	15	4	11	0
Total Votes Cast	604	74	527	3

KING, KATHRYN H.

Vote For 1

	TOTAL	Polls	Early Provisional	S
Yes / Si	323	57	261	5
No	360	36	323	1
Total Votes Cast	683	93	584	6

BOLICK, CLINT

Vote For 1

	TOTAL	Polls	Early Provisional	S
Yes / Si	290	54	232	4
No	385	38	347	0
Total Votes Cast	675	92	579	4

Precinct 085

ECKERSTROM, PETER J.

Vote For 1

	TOTAL	Polls	Early Provisional	S
Yes / Si	475	60	412	3
No	159	28	131	0
Total Votes Cast	634	88	543	3

STARING, CHRISTOPHER P.

Vote For 1

	TOTAL	Polls	Early Provisional	S
Yes / Si	438	62	372	4
No	190	26	164	0
Total Votes Cast	628	88	536	4

GRIFFIN, BRENDEN J.

Vote For 1

	TOTAL	Polls	Early Provisional	S
Yes / Si	441	56	382	3
No	182	29	153	0
Total Votes Cast	623	85	535	3

LEE, KENNETH

Vote For 1

	TOTAL	Polls	Early Provisional	S
Yes / Si	441	53	385	3
No	187	33	154	0
Total Votes Cast	628	86	539	3

BRYSON, KYLE A.

Vote For 1

	TOTAL	Polls	Early Provisional	S
Yes / Si	442	51	388	3
No	182	34	148	0
Total Votes Cast	624	85	536	3

COHEN, GARY J.

Vote For 1

	TOTAL	Polls	Early Provisional	S
Yes / Si	447	57	387	3
No	171	29	142	0
Total Votes Cast	618	86	529	3

Precinct 085

GORDON, RICHARD E.

Vote For 1

	TOTAL	Polls	Early Provisional	S
Yes / Si	441	55	383	3
No	176	30	146	0
Total Votes Cast	617	85	529	3

BUTLER, MICHAEL J.

Vote For 1

	TOTAL	Polls	Early Provisional	S
Yes / Si	451	56	392	3
No	166	28	138	0
Total Votes Cast	617	84	530	3

YEHLING, WAYNE E.

Vote For 1

	TOTAL	Polls	Early Provisional	S
Yes / Si	452	53	396	3
No	172	32	140	0
Total Votes Cast	624	85	536	3

CONSTANT, DANIELLE J.K.

Vote For 1

	TOTAL	Polls	Early Provisional	S
Yes / Si	433	52	378	3
No	186	32	154	0
Total Votes Cast	619	84	532	3

METCALF, D. DOUGLAS

Vote For 1

	TOTAL	Polls	Early Provisional	S
Yes / Si	431	51	377	3
No	188	33	155	0
Total Votes Cast	619	84	532	3

MCGINLEY, CASEY F.

Vote For 1

	TOTAL	Polls	Early Provisional	S
Yes / Si	438	53	382	3
No	175	30	145	0
Total Votes Cast	613	83	527	3

Precinct 085

SAKALL, GREG

Vote For 1

	TOTAL	Polls	Early Provisional	S
Yes / Si	437	53	381	3
No	181	29	152	0
Total Votes Cast	618	82	533	3

WAGENER, JOAN L.

Vote For 1

	TOTAL	Polls	Early Provisional	S
Yes / Si	443	54	386	3
No	173	29	144	0
Total Votes Cast	616	83	530	3

JOHNSON, KELLIE L.

Vote For 1

	TOTAL	Polls	Early Provisional	S
Yes / Si	387	53	331	3
No	232	30	202	0
Total Votes Cast	619	83	533	3

ORTIZ, KIMBERLY H.

Vote For 1

	TOTAL	Polls	Early Provisional	S
Yes / Si	468	57	408	3
No	151	27	124	0
Total Votes Cast	619	84	532	3

MCDONALD, SCOTT DAVID

Vote For 1

	TOTAL	Polls	Early Provisional	S
Yes / Si	433	53	377	3
No	184	30	154	0
Total Votes Cast	617	83	531	3

ABRAMS, LISA ILKA

Vote For 1

	TOTAL	Polls	Early Provisional	S
Yes / Si	471	55	413	3
No	153	28	125	0
Total Votes Cast	624	83	538	3

Precinct 085

PROPOSITION 133

Vote For 1

	TOTAL	Polls	Early Provisional	S
Yes / Si	224	42	177	5
No	502	62	439	1
Total Votes Cast	726	104	616	6

PROPOSITION 134

Vote For 1

	TOTAL	Polls	Early Provisional	S
Yes / Si	205	40	160	5
No	529	68	460	1
Total Votes Cast	734	108	620	6

PROPOSITION 135

Vote For 1

	TOTAL	Polls	Early Provisional	S
Yes / Si	248	50	194	4
No	474	55	417	2
Total Votes Cast	722	105	611	6

PROPOSITION 136

Vote For 1

	TOTAL	Polls	Early Provisional	S
Yes / Si	175	37	134	4
No	543	65	476	2
Total Votes Cast	718	102	610	6

PROPOSITION 137

Vote For 1

	TOTAL	Polls	Early Provisional	S
Yes / Si	102	23	74	5
No	617	80	536	1
Total Votes Cast	719	103	610	6

PROPOSITION 138

Vote For 1

	TOTAL	Polls	Early Provisional	S
Yes / Si	112	24	85	3
No	627	82	542	3
Total Votes Cast	739	106	627	6

Precinct 085

PROPOSITION 139

Vote For 1

	TOTAL	Polls	Early Provisional	S
Yes / Si	591	78	510	3
No	190	38	150	2
Total Votes Cast	781	116	660	5

PROPOSITION 140

Vote For 1

	TOTAL	Polls	Early Provisional	S
Yes / Si	358	55	298	5
No	408	56	352	0
Total Votes Cast	766	111	650	5

PROPOSITION 311

Vote For 1

	TOTAL	Polls	Early Provisional	S
Yes / Si	405	75	325	5
No	362	36	326	0
Total Votes Cast	767	111	651	5

PROPOSITION 312

Vote For 1

	TOTAL	Polls	Early Provisional	S
Yes / Si	351	73	274	4
No	406	35	370	1
Total Votes Cast	757	108	644	5

PROPOSITION 313

Vote For 1

	TOTAL	Polls	Early Provisional	S
Yes / Si	366	77	283	6
No	378	31	347	0
Total Votes Cast	744	108	630	6

PROPOSITION 314

Vote For 1

	TOTAL	Polls	Early Provisional	S
Yes / Si	331	61	264	6
No	404	44	360	0
Total Votes Cast	735	105	624	6

Precinct 085

PROPOSITION 315

Vote For 1

	TOTAL	Polls	Early Provisional	S
Yes / Sí	231	45	182	4
No	471	51	418	2
Total Votes Cast	702	96	600	6

PROPOSITION 412 - Amphitheater Unified School District No. 10

Vote For 1

	TOTAL	Polls	Early Provisional	S
Bond Approval, Yes / Aprobación de Bonos, Sí	434	56	374	4
Bond Approval, No / Aprobación de Bonos, No	274	41	232	1
Total Votes Cast	708	97	606	5

PROPOSITION 413 - Amphitheater Unified School District No. 10

Vote For 1

	TOTAL	Polls	Early Provisional	S
Budget Override Continuation, Yes / Continuación del Aumento al Presupuesto, Sí	441	60	378	3
Budget Override Continuation, No / Continuación del Aumento al Presupuesto, No	268	39	227	2
Total Votes Cast	709	99	605	5

Summary Results Report
 General Election
 November 5, 2024

OFFICIAL RESULTS
 Summary of Votes Cast
 County of Pima

Precinct 086

Statistics	TOTAL	Polls	Early Provisional	s
Registered Voters - Total	4,173			
Ballots Cast - Total	2,877	374	2,480	23
Ballots Cast - Blank	51	20	30	1
Voter Turnout - Total	68.94%			

Presidential Electors

Vote For 1	TOTAL	Polls	Early Provisional	s
HARRIS, KAMALA D.	1,964	189	1,760	15
TRUMP, DONALD J.	841	178	655	8
OLIVER, CHASE	13	1	12	0
STEIN, JILL	26	2	24	0
Write-In Totals	12	2	10	0
Write-In: Ayyadurai / Ellis	0	0	0	0
Write-In: Boddie / Stoneham	0	0	0	0
Write-In: De la Cruz / Garcia	3	0	3	0
Write-In: Shelton / Serra	0	0	0	0
Write-In: Skousen / Combs	0	0	0	0
Not Assigned	9	2	7	0
Total Votes Cast	2,856	372	2,461	23

U.S. Senator

Vote For 1	TOTAL	Polls	Early Provisional	s
GALLEGO, RUBEN	1,971	191	1,765	15
LAKE, KARI	698	144	547	7
QUINTANA, EDUARDO	133	21	111	1
Write-In Totals	5	1	4	0
Write-In: Williams, Sarah	0	0	0	0
Write-In: Beckett, Christopher	0	0	0	0
Write-In: Sanders, Steven Cavin	0	0	0	0
Write-In: Bozic, David	0	0	0	0
Write-In: Petty, Shawn	0	0	0	0
Write-In: Rodriguez, Benjamin	0	0	0	0
Write-In: Prosser, Jannie "Jannie"	0	0	0	0
Not Assigned	5	1	4	0
Total Votes Cast	2,807	357	2,427	23

U.S. Representative in Congress District 7

Vote For 1	TOTAL	Polls	Early Provisional	s
GRIJALVA, RAÚL M.	1,997	194	1,789	14
BUTIEREZ SR., DANIEL FRANCIS	743	154	584	5
Write-In Totals	11	2	9	0
Not Assigned	11	2	9	0
Total Votes Cast	2,751	350	2,382	19

Precinct 086

State Senator District 21

Vote For 1

	TOTAL	Polls	Early Provisional	S
GABALDÓN, ROSANNA	2,172	234	1,921	17
Write-In Totals	86	18	67	1
Not Assigned	86	18	67	1
Total Votes Cast	2,258	252	1,988	18

State Representative Dist. 21

Vote For 2

	TOTAL	Polls	Early Provisional	S
HERNANDEZ, CONSUELO	1,824	169	1,641	14
STAHL HAMILTON, STEPHANIE	1,557	112	1,439	6
KIBBEY, CHRISTOPHER	748	148	593	7
Write-In Totals	21	5	16	0
Not Assigned	21	5	16	0
Total Votes Cast	4,150	434	3,689	27

Corporation Commissioner

Vote For 3

	TOTAL	Polls	Early Provisional	S
AGUILAR, YLENIA	1,803	155	1,636	12
HILL, JONATHON	1,566	119	1,441	6
POLACHECK, JOSHUA	1,476	105	1,365	6
LOPEZ, RENE	662	127	526	9
MARQUEZ PETERSON, LEA	602	99	499	4
WALDEN, RACHEL	603	94	504	5
CEASE, MIKE	115	18	97	0
LUXENBERG, NINA	138	12	124	2
Write-In Totals	9	3	6	0
Write-In: Bertone, Frank	1	0	1	0
Not Assigned	8	3	5	0
Total Votes Cast	6,974	732	6,198	44

Board of Supervisors District 2

Vote For 1

	TOTAL	Polls	Early Provisional	S
HEINZ, MATT	1,995	181	1,800	14
BACKER, JOHN	736	153	575	8
Write-In Totals	6	2	4	0
Not Assigned	6	2	4	0
Total Votes Cast	2,737	336	2,379	22

Precinct 086

County Assessor

Vote For 1

	TOTAL	Polls	Early Provisional	S
DROUBIE, SUZANNE	2,165	229	1,919	17
Write-In Totals	67	13	54	0
Not Assigned	67	13	54	0
Total Votes Cast	2,232	242	1,973	17

County Attorney

Vote For 1

	TOTAL	Polls	Early Provisional	S
CONOVER, LAURA	1,974	204	1,756	14
DRUAN, HOWARD	430	72	355	3
Write-In Totals	38	8	29	1
Not Assigned	38	8	29	1
Total Votes Cast	2,442	284	2,140	18

County Recorder

Vote For 1

	TOTAL	Polls	Early Provisional	S
CÁZARES-KELLY, GABRIELLA	1,963	180	1,770	13
CAMPBELL-GONZALEZ, DOMINIC	725	151	566	8
Write-In Totals	3	1	2	0
Not Assigned	3	1	2	0
Total Votes Cast	2,691	332	2,338	21

County Sheriff

Vote For 1

	TOTAL	Polls	Early Provisional	S
NANOS, CHRIS	1,732	168	1,549	15
LAPPIN, HEATHER	954	173	774	7
Write-In Totals	14	3	11	0
Write-In: Di Genova, Trista	3	0	3	0
Not Assigned	11	3	8	0
Total Votes Cast	2,700	344	2,334	22

County Superintendent of Schools

Vote For 1

	TOTAL	Polls	Early Provisional	S
WILLIAMS, DUSTIN	2,168	235	1,916	17
Write-In Totals	71	17	53	1
Not Assigned	71	17	53	1
Total Votes Cast	2,239	252	1,969	18

Precinct 086

County Treasurer

Vote For 1

	TOTAL	Polls	Early Provisional	S
JOHNSON, BRIAN	1,880	166	1,701	13
ACKERLEY, CHRIS	815	162	645	8
Write-In Totals	4	2	1	1
Not Assigned	4	2	1	1
Total Votes Cast	2,699	330	2,347	22

Justice of the Peace Precinct 2

Vote For 1

	TOTAL	Polls	Early Provisional	S
CORNEJO, ERICA	2,190	234	1,940	16
Write-In Totals	67	15	51	1
Not Assigned	67	15	51	1
Total Votes Cast	2,257	249	1,991	17

KING, KATHRYN H.

Vote For 1

	TOTAL	Polls	Early Provisional	S
Yes / Si	1,265	163	1,090	12
No	1,146	117	1,023	6
Total Votes Cast	2,411	280	2,113	18

BOLICK, CLINT

Vote For 1

	TOTAL	Polls	Early Provisional	S
Yes / Si	1,168	151	1,007	10
No	1,206	122	1,077	7
Total Votes Cast	2,374	273	2,084	17

ECKERSTROM, PETER J.

Vote For 1

	TOTAL	Polls	Early Provisional	S
Yes / Si	1,698	168	1,519	11
No	572	95	470	7
Total Votes Cast	2,270	263	1,989	18

STARING, CHRISTOPHER P.

Vote For 1

	TOTAL	Polls	Early Provisional	S
Yes / Si	1,534	168	1,357	9
No	666	87	570	9
Total Votes Cast	2,200	255	1,927	18

Precinct 086

GRIFFIN, BRENDEN J.

Vote For 1

	TOTAL	Polls	Early Provisional	S
Yes / Si	1,563	160	1,389	14
No	654	89	561	4
Total Votes Cast	2,217	249	1,950	18

LEE, KENNETH

Vote For 1

	TOTAL	Polls	Early Provisional	S
Yes / Si	1,585	162	1,413	10
No	614	85	522	7
Total Votes Cast	2,199	247	1,935	17

BRYSON, KYLE A.

Vote For 1

	TOTAL	Polls	Early Provisional	S
Yes / Si	1,573	155	1,404	14
No	616	90	523	3
Total Votes Cast	2,189	245	1,927	17

COHEN, GARY J.

Vote For 1

	TOTAL	Polls	Early Provisional	S
Yes / Si	1,558	164	1,383	11
No	630	85	538	7
Total Votes Cast	2,188	249	1,921	18

GORDON, RICHARD E.

Vote For 1

	TOTAL	Polls	Early Provisional	S
Yes / Si	1,562	154	1,399	9
No	637	94	534	9
Total Votes Cast	2,199	248	1,933	18

BUTLER, MICHAEL J.

Vote For 1

	TOTAL	Polls	Early Provisional	S
Yes / Si	1,563	158	1,395	10
No	619	85	526	8
Total Votes Cast	2,182	243	1,921	18

Precinct 086

YEHLING, WAYNE E.

Vote For 1

	TOTAL	Polls	Early Provisional	S
Yes / Si	1,540	154	1,375	11
No	654	90	557	7
Total Votes Cast	2,194	244	1,932	18

CONSTANT, DANIELLE J.K.

Vote For 1

	TOTAL	Polls	Early Provisional	S
Yes / Si	1,530	151	1,370	9
No	662	90	563	9
Total Votes Cast	2,192	241	1,933	18

METCALF, D. DOUGLAS

Vote For 1

	TOTAL	Polls	Early Provisional	S
Yes / Si	1,569	160	1,398	11
No	624	85	533	6
Total Votes Cast	2,193	245	1,931	17

MCGINLEY, CASEY F.

Vote For 1

	TOTAL	Polls	Early Provisional	S
Yes / Si	1,546	150	1,387	9
No	640	92	540	8
Total Votes Cast	2,186	242	1,927	17

SAKALL, GREG

Vote For 1

	TOTAL	Polls	Early Provisional	S
Yes / Si	1,496	152	1,334	10
No	686	92	587	7
Total Votes Cast	2,182	244	1,921	17

WAGENER, JOAN L.

Vote For 1

	TOTAL	Polls	Early Provisional	S
Yes / Si	1,542	164	1,370	8
No	657	82	566	9
Total Votes Cast	2,199	246	1,936	17

Precinct 086

JOHNSON, KELLIE L.

Vote For 1

	TOTAL	Polls	Early Provisional	S
Yes / Si	1,423	155	1,257	11
No	782	93	682	7
Total Votes Cast	2,205	248	1,939	18

ORTIZ, KIMBERLY H.

Vote For 1

	TOTAL	Polls	Early Provisional	S
Yes / Si	1,636	168	1,460	8
No	571	78	485	8
Total Votes Cast	2,207	246	1,945	16

MCDONALD, SCOTT DAVID

Vote For 1

	TOTAL	Polls	Early Provisional	S
Yes / Si	1,511	155	1,344	12
No	682	88	588	6
Total Votes Cast	2,193	243	1,932	18

ABRAMS, LISA ILKA

Vote For 1

	TOTAL	Polls	Early Provisional	S
Yes / Si	1,585	160	1,413	12
No	614	83	525	6
Total Votes Cast	2,199	243	1,938	18

Governing Board - Tucson Unified School District (TUSD) No. 1

Vote For 3

	TOTAL	Polls	Early Provisional	S
ACOSTA RUIZ, PILAR	1,302	133	1,163	6
FLORES, ESTEBAN	1,007	117	886	4
LUNA ROSE, NATALIE	1,470	130	1,335	5
SHAH, RAVI	765	46	717	2
SHAW, SADIE	1,021	89	928	4
Write-In Totals	58	12	46	0
Not Assigned	58	12	46	0
Total Votes Cast	5,623	527	5,075	21

PROPOSITION 133

Vote For 1

	TOTAL	Polls	Early Provisional	S
Yes / Si	851	127	715	9
No	1,715	181	1,523	11
Total Votes Cast	2,566	308	2,238	20

Precinct 086

PROPOSITION 134

Vote For 1				
	TOTAL	Polls	Early Provisional	S
Yes / Si	777	126	646	5
No	1,785	183	1,587	15
Total Votes Cast	2,562	309	2,233	20

PROPOSITION 135

Vote For 1				
	TOTAL	Polls	Early Provisional	S
Yes / Si	858	144	708	6
No	1,657	154	1,489	14
Total Votes Cast	2,515	298	2,197	20

PROPOSITION 136

Vote For 1				
	TOTAL	Polls	Early Provisional	S
Yes / Si	656	115	537	4
No	1,868	185	1,667	16
Total Votes Cast	2,524	300	2,204	20

PROPOSITION 137

Vote For 1				
	TOTAL	Polls	Early Provisional	S
Yes / Si	478	86	384	8
No	2,028	214	1,802	12
Total Votes Cast	2,506	300	2,186	20

PROPOSITION 138

Vote For 1				
	TOTAL	Polls	Early Provisional	S
Yes / Si	413	74	337	2
No	2,190	244	1,928	18
Total Votes Cast	2,603	318	2,265	20

PROPOSITION 139

Vote For 1				
	TOTAL	Polls	Early Provisional	S
Yes / Si	2,098	221	1,863	14
No	647	126	514	7
Total Votes Cast	2,745	347	2,377	21

Precinct 086

PROPOSITION 140

Vote For 1				
	TOTAL	Polls	Early Provisional	S
Yes / Si	1,254	177	1,065	12
No	1,440	154	1,278	8
Total Votes Cast	2,694	331	2,343	20

PROPOSITION 311

Vote For 1				
	TOTAL	Polls	Early Provisional	S
Yes / Si	1,532	216	1,303	13
No	1,156	111	1,037	8
Total Votes Cast	2,688	327	2,340	21

PROPOSITION 312

Vote For 1				
	TOTAL	Polls	Early Provisional	S
Yes / Si	1,333	196	1,123	14
No	1,343	129	1,207	7
Total Votes Cast	2,676	325	2,330	21

PROPOSITION 313

Vote For 1				
	TOTAL	Polls	Early Provisional	S
Yes / Si	1,479	211	1,253	15
No	1,109	103	999	7
Total Votes Cast	2,588	314	2,252	22

PROPOSITION 314

Vote For 1				
	TOTAL	Polls	Early Provisional	S
Yes / Si	1,202	177	1,014	11
No	1,382	130	1,241	11
Total Votes Cast	2,584	307	2,255	22

PROPOSITION 315

Vote For 1				
	TOTAL	Polls	Early Provisional	S
Yes / Si	802	119	677	6
No	1,709	178	1,516	15
Total Votes Cast	2,511	297	2,193	21

Summary Results Report
 General Election
 November 5, 2024

OFFICIAL RESULTS
 Summary of Votes Cast
 County of Pima

Precinct 087

Statistics	TOTAL	Polls	Early Provisional	s
Registered Voters - Total	635			
Ballots Cast - Total	486	64	417	5
Ballots Cast - Blank	12	2	8	2
Voter Turnout - Total	76.54%			

Presidential Electors

Vote For 1	TOTAL	Polls	Early Provisional	s
HARRIS, KAMALA D.	346	40	302	4
TRUMP, DONALD J.	130	20	109	1
OLIVER, CHASE	0	0	0	0
STEIN, JILL	2	0	2	0
Write-In Totals	3	1	2	0
Write-In: Ayyadurai / Ellis	0	0	0	0
Write-In: Boddie / Stoneham	0	0	0	0
Write-In: De la Cruz / Garcia	0	0	0	0
Write-In: Shelton / Serra	0	0	0	0
Write-In: Skousen / Combs	0	0	0	0
Not Assigned	3	1	2	0
Total Votes Cast	481	61	415	5

U.S. Senator

Vote For 1	TOTAL	Polls	Early Provisional	s
GALLEGO, RUBEN	348	42	303	3
LAKE, KARI	107	16	90	1
QUINTANA, EDUARDO	11	2	9	0
Write-In Totals	0	0	0	0
Write-In: Williams, Sarah	0	0	0	0
Write-In: Beckett, Christopher	0	0	0	0
Write-In: Sanders, Steven Cavin	0	0	0	0
Write-In: Bozic, David	0	0	0	0
Write-In: Petty, Shawn	0	0	0	0
Write-In: Rodriguez, Benjamin	0	0	0	0
Write-In: Prosser, Jannie "Jannie"	0	0	0	0
Not Assigned	0	0	0	0
Total Votes Cast	466	60	402	4

Precinct 087

U.S. Representative in Congress District 6

Vote For 1

	TOTAL	Polls	Early Provisional	s
ENGEL, KIRSTEN	321	36	282	3
CISCOMANI, JUAN	129	20	108	1
EASTWOOD, ATHENA	11	4	7	0
Write-In Totals	0	0	0	0
Write-In: Pozzolo, Luis	0	0	0	0
Not Assigned	0	0	0	0
Total Votes Cast	461	60	397	4

State Senator District 18

Vote For 1

	TOTAL	Polls	Early Provisional	s
SUNDARESHAN, PRIYA	351	47	301	3
Write-In Totals	7	2	5	0
Not Assigned	7	2	5	0
Total Votes Cast	358	49	306	3

State Representative Dist. 18

Vote For 2

	TOTAL	Polls	Early Provisional	s
GUTIERREZ, NANCY	302	32	268	2
MATHIS, CHRIS	250	21	227	2
ROSENBLUM, LEONARD "LEN"	123	22	100	1
Write-In Totals	0	0	0	0
Not Assigned	0	0	0	0
Total Votes Cast	675	75	595	5

Corporation Commissioner

Vote For 3

	TOTAL	Polls	Early Provisional	s
AGUILAR, YLENIA	283	30	251	2
HILL, JONATHON	278	25	251	2
POLACHECK, JOSHUA	267	19	246	2
LOPEZ, RENE	103	16	86	1
MARQUEZ PETERSON, LEA	105	15	89	1
WALDEN, RACHEL	104	15	88	1
CEASE, MIKE	11	1	10	0
LUXENBERG, NINA	17	2	15	0
Write-In Totals	0	0	0	0
Write-In: Bertone, Frank	0	0	0	0
Not Assigned	0	0	0	0
Total Votes Cast	1,168	123	1,036	9

Precinct 087

Board of Supervisors District 1

Vote For 1

	TOTAL	Polls	Early Provisional	S
SCOTT, REX	310	30	277	3
SPAIN, STEVE	134	26	107	1
Write-In Totals	0	0	0	0
Not Assigned	0	0	0	0
Total Votes Cast	444	56	384	4

County Assessor

Vote For 1

	TOTAL	Polls	Early Provisional	S
DROUBIE, SUZANNE	348	44	301	3
Write-In Totals	6	2	4	0
Not Assigned	6	2	4	0
Total Votes Cast	354	46	305	3

County Attorney

Vote For 1

	TOTAL	Polls	Early Provisional	S
CONOVER, LAURA	324	43	278	3
DRUAN, HOWARD	60	8	52	0
Write-In Totals	4	1	3	0
Not Assigned	4	1	3	0
Total Votes Cast	388	52	333	3

County Recorder

Vote For 1

	TOTAL	Polls	Early Provisional	S
CÁZARES-KELLY, GABRIELLA	321	30	288	3
CAMPBELL-GONZALEZ, DOMINIC	116	24	91	1
Write-In Totals	0	0	0	0
Not Assigned	0	0	0	0
Total Votes Cast	437	54	379	4

County Sheriff

Vote For 1

	TOTAL	Polls	Early Provisional	S
NANOS, CHRIS	266	28	235	3
LAPPIN, HEATHER	172	28	143	1
Write-In Totals	0	0	0	0
Write-In: Di Genova, Trista	0	0	0	0
Not Assigned	0	0	0	0
Total Votes Cast	438	56	378	4

Precinct 087

County Superintendent of Schools

Vote For 1

	TOTAL	Polls	Early Provisional	S
WILLIAMS, DUSTIN	349	43	303	3
Write-In Totals	6	2	4	0
Not Assigned	6	2	4	0
Total Votes Cast	355	45	307	3

County Treasurer

Vote For 1

	TOTAL	Polls	Early Provisional	S
JOHNSON, BRIAN	300	29	268	3
ACKERLEY, CHRIS	141	27	113	1
Write-In Totals	0	0	0	0
Not Assigned	0	0	0	0
Total Votes Cast	441	56	381	4

Constable Precinct 1

Vote For 1

	TOTAL	Polls	Early Provisional	S
ROOSEVELT, MARK	308	34	271	3
ROWLAND, DANIEL	124	21	102	1
Write-In Totals	0	0	0	0
Not Assigned	0	0	0	0
Total Votes Cast	432	55	373	4

KING, KATHRYN H.

Vote For 1

	TOTAL	Polls	Early Provisional	S
Yes / Si	165	25	138	2
No	194	21	173	0
Total Votes Cast	359	46	311	2

BOLICK, CLINT

Vote For 1

	TOTAL	Polls	Early Provisional	S
Yes / Si	149	19	129	1
No	205	25	179	1
Total Votes Cast	354	44	308	2

ECKERSTROM, PETER J.

Vote For 1

	TOTAL	Polls	Early Provisional	S
Yes / Si	252	25	225	2
No	61	16	45	0
Total Votes Cast	313	41	270	2

Precinct 087

STARING, CHRISTOPHER P.

Vote For 1

	TOTAL	Polls	Early Provisional	S
Yes / Si	232	25	205	2
No	76	15	61	0
Total Votes Cast	308	40	266	2

GRIFFIN, BRENDEN J.

Vote For 1

	TOTAL	Polls	Early Provisional	S
Yes / Si	233	25	206	2
No	73	17	56	0
Total Votes Cast	306	42	262	2

LEE, KENNETH

Vote For 1

	TOTAL	Polls	Early Provisional	S
Yes / Si	245	29	214	2
No	64	15	49	0
Total Votes Cast	309	44	263	2

BRYSON, KYLE A.

Vote For 1

	TOTAL	Polls	Early Provisional	S
Yes / Si	236	27	207	2
No	68	16	52	0
Total Votes Cast	304	43	259	2

COHEN, GARY J.

Vote For 1

	TOTAL	Polls	Early Provisional	S
Yes / Si	237	26	209	2
No	70	17	53	0
Total Votes Cast	307	43	262	2

GORDON, RICHARD E.

Vote For 1

	TOTAL	Polls	Early Provisional	S
Yes / Si	238	24	213	1
No	66	18	48	0
Total Votes Cast	304	42	261	1

Precinct 087

BUTLER, MICHAEL J.

Vote For 1

	TOTAL	Polls	Early Provisional	S
Yes / Si	236	25	210	1
No	70	18	52	0
Total Votes Cast	306	43	262	1

YEHLING, WAYNE E.

Vote For 1

	TOTAL	Polls	Early Provisional	S
Yes / Si	230	26	202	2
No	74	17	57	0
Total Votes Cast	304	43	259	2

CONSTANT, DANIELLE J.K.

Vote For 1

	TOTAL	Polls	Early Provisional	S
Yes / Si	231	27	202	2
No	73	16	57	0
Total Votes Cast	304	43	259	2

METCALF, D. DOUGLAS

Vote For 1

	TOTAL	Polls	Early Provisional	S
Yes / Si	234	26	206	2
No	70	17	53	0
Total Votes Cast	304	43	259	2

MCGINLEY, CASEY F.

Vote For 1

	TOTAL	Polls	Early Provisional	S
Yes / Si	241	29	210	2
No	66	15	51	0
Total Votes Cast	307	44	261	2

SAKALL, GREG

Vote For 1

	TOTAL	Polls	Early Provisional	S
Yes / Si	227	25	200	2
No	76	18	58	0
Total Votes Cast	303	43	258	2

Precinct 087

WAGENER, JOAN L.

Vote For 1

	TOTAL	Polls	Early Provisional	S
Yes / Si	236	30	204	2
No	71	13	58	0
Total Votes Cast	307	43	262	2

JOHNSON, KELLIE L.

Vote For 1

	TOTAL	Polls	Early Provisional	S
Yes / Si	195	26	167	2
No	115	17	98	0
Total Votes Cast	310	43	265	2

ORTIZ, KIMBERLY H.

Vote For 1

	TOTAL	Polls	Early Provisional	S
Yes / Si	244	30	212	2
No	62	13	49	0
Total Votes Cast	306	43	261	2

MCDONALD, SCOTT DAVID

Vote For 1

	TOTAL	Polls	Early Provisional	S
Yes / Si	228	27	199	2
No	78	16	62	0
Total Votes Cast	306	43	261	2

ABRAMS, LISA ILKA

Vote For 1

	TOTAL	Polls	Early Provisional	S
Yes / Si	237	29	206	2
No	71	14	57	0
Total Votes Cast	308	43	263	2

PROPOSITION 133

Vote For 1

	TOTAL	Polls	Early Provisional	S
Yes / Si	105	19	86	0
No	283	34	248	1
Total Votes Cast	388	53	334	1

Precinct 087

PROPOSITION 134

Vote For 1

	TOTAL	Polls	Early Provisional	S
Yes / Si	99	16	83	0
No	291	38	252	1
Total Votes Cast	390	54	335	1

PROPOSITION 135

Vote For 1

	TOTAL	Polls	Early Provisional	S
Yes / Si	122	19	103	0
No	264	34	229	1
Total Votes Cast	386	53	332	1

PROPOSITION 136

Vote For 1

	TOTAL	Polls	Early Provisional	S
Yes / Si	83	13	70	0
No	302	39	262	1
Total Votes Cast	385	52	332	1

PROPOSITION 137

Vote For 1

	TOTAL	Polls	Early Provisional	S
Yes / Si	46	10	36	0
No	338	44	293	1
Total Votes Cast	384	54	329	1

PROPOSITION 138

Vote For 1

	TOTAL	Polls	Early Provisional	S
Yes / Si	51	9	42	0
No	351	48	302	1
Total Votes Cast	402	57	344	1

PROPOSITION 139

Vote For 1

	TOTAL	Polls	Early Provisional	S
Yes / Si	363	44	316	3
No	82	14	68	0
Total Votes Cast	445	58	384	3

Precinct 087

PROPOSITION 140

Vote For 1

	TOTAL	Polls	Early Provisional	S
Yes / Si	180	28	150	2
No	240	27	212	1
Total Votes Cast	420	55	362	3

PROPOSITION 311

Vote For 1

	TOTAL	Polls	Early Provisional	S
Yes / Si	199	22	176	1
No	216	32	183	1
Total Votes Cast	415	54	359	2

PROPOSITION 312

Vote For 1

	TOTAL	Polls	Early Provisional	S
Yes / Si	161	24	136	1
No	244	28	215	1
Total Votes Cast	405	52	351	2

PROPOSITION 313

Vote For 1

	TOTAL	Polls	Early Provisional	S
Yes / Si	209	30	178	1
No	195	24	170	1
Total Votes Cast	404	54	348	2

PROPOSITION 314

Vote For 1

	TOTAL	Polls	Early Provisional	S
Yes / Si	172	28	144	0
No	230	27	201	2
Total Votes Cast	402	55	345	2

PROPOSITION 315

Vote For 1

	TOTAL	Polls	Early Provisional	S
Yes / Si	113	15	97	1
No	261	38	222	1
Total Votes Cast	374	53	319	2

Precinct 087

PROPOSITION 412 - Amphitheater Unified School District No. 10

Vote For 1

	TOTAL	Polls	Early Provisional	s
Bond Approval, Yes / Aprobación de Bonos, Sí	226	29	197	0
Bond Approval, No / Aprobación de Bonos, No	132	23	108	1
Total Votes Cast	358	52	305	1

PROPOSITION 413 - Amphitheater Unified School District No. 10

Vote For 1

	TOTAL	Polls	Early Provisional	s
Budget Override Continuation, Yes / Continuación del Aumento al Presupuesto, Sí	207	26	181	0
Budget Override Continuation, No / Continuación del Aumento al Presupuesto, No	155	29	125	1
Total Votes Cast	362	55	306	1

Summary Results Report
 General Election
 November 5, 2024

OFFICIAL RESULTS
 Summary of Votes Cast
 County of Pima

Precinct 088

Statistics	TOTAL	Polls	Early Provisional	s
Registered Voters - Total	3,042			
Ballots Cast - Total	2,637	239	2,395	3
Ballots Cast - Blank	31	5	26	0
Voter Turnout - Total	86.69%			

Presidential Electors

Vote For 1	TOTAL	Polls	Early Provisional	s
HARRIS, KAMALA D.	1,628	91	1,534	3
TRUMP, DONALD J.	952	138	814	0
OLIVER, CHASE	12	1	11	0
STEIN, JILL	13	3	10	0
Write-In Totals	13	4	9	0
Write-In: Ayyadurai / Ellis	0	0	0	0
Write-In: Boddie / Stoneham	0	0	0	0
Write-In: De la Cruz / Garcia	1	0	1	0
Write-In: Shelton / Serra	0	0	0	0
Write-In: Skousen / Combs	0	0	0	0
Not Assigned	12	4	8	0
Total Votes Cast	2,618	237	2,378	3

U.S. Senator

Vote For 1	TOTAL	Polls	Early Provisional	s
GALLEGO, RUBEN	1,666	102	1,561	3
LAKE, KARI	880	125	755	0
QUINTANA, EDUARDO	42	6	36	0
Write-In Totals	3	0	3	0
Write-In: Williams, Sarah	1	0	1	0
Write-In: Beckett, Christopher	0	0	0	0
Write-In: Sanders, Steven Cavin	0	0	0	0
Write-In: Bozic, David	0	0	0	0
Write-In: Petty, Shawn	0	0	0	0
Write-In: Rodriguez, Benjamin	0	0	0	0
Write-In: Prosser, Jannie "Jannie"	0	0	0	0
Not Assigned	2	0	2	0
Total Votes Cast	2,591	233	2,355	3

Precinct 088

U.S. Representative in Congress District 6

Vote For 1

	TOTAL	Polls	Early Provisional	s
ENGEL, KIRSTEN	1,538	84	1,451	3
CISCOMANI, JUAN	1,004	143	861	0
EASTWOOD, ATHENA	33	5	28	0
Write-In Totals	2	0	2	0
Write-In: Pozzolo, Luis	0	0	0	0
Not Assigned	2	0	2	0
Total Votes Cast	2,577	232	2,342	3

State Senator District 18

Vote For 1

	TOTAL	Polls	Early Provisional	s
SUNDARESHAN, PRIYA	1,741	127	1,612	2
Write-In Totals	63	11	52	0
Not Assigned	63	11	52	0
Total Votes Cast	1,804	138	1,664	2

State Representative Dist. 18

Vote For 2

	TOTAL	Polls	Early Provisional	s
GUTIERREZ, NANCY	1,505	88	1,414	3
MATHIS, CHRIS	1,376	68	1,307	1
ROSENBLUM, LEONARD "LEN"	969	135	834	0
Write-In Totals	17	1	16	0
Not Assigned	17	1	16	0
Total Votes Cast	3,867	292	3,571	4

Corporation Commissioner

Vote For 3

	TOTAL	Polls	Early Provisional	s
AGUILAR, YLENIA	1,384	65	1,316	3
HILL, JONATHON	1,410	72	1,336	2
POLACHECK, JOSHUA	1,374	63	1,309	2
LOPEZ, RENE	873	101	772	0
MARQUEZ PETERSON, LEA	895	104	790	1
WALDEN, RACHEL	901	118	783	0
CEASE, MIKE	49	9	40	0
LUXENBERG, NINA	66	12	53	1
Write-In Totals	0	0	0	0
Write-In: Bertone, Frank	0	0	0	0
Not Assigned	0	0	0	0
Total Votes Cast	6,952	544	6,399	9

Precinct 088

Board of Supervisors District 1

	TOTAL	Polls	Early Provisional	S
SCOTT, REX	1,553	89	1,461	3
SPAIN, STEVE	979	135	844	0
Write-In Totals	0	0	0	0
Not Assigned	0	0	0	0
Total Votes Cast	2,532	224	2,305	3

County Assessor

	TOTAL	Polls	Early Provisional	S
DROUBIE, SUZANNE	1,757	129	1,625	3
Write-In Totals	47	8	39	0
Not Assigned	47	8	39	0
Total Votes Cast	1,804	137	1,664	3

County Attorney

	TOTAL	Polls	Early Provisional	S
CONOVER, LAURA	1,637	103	1,531	3
DRUAN, HOWARD	319	53	266	0
Write-In Totals	32	6	26	0
Not Assigned	32	6	26	0
Total Votes Cast	1,988	162	1,823	3

County Recorder

	TOTAL	Polls	Early Provisional	S
CÁZARES-KELLY, GABRIELLA	1,550	85	1,462	3
CAMPBELL-GONZALEZ, DOMINIC	904	130	774	0
Write-In Totals	2	0	2	0
Not Assigned	2	0	2	0
Total Votes Cast	2,456	215	2,238	3

County Sheriff

	TOTAL	Polls	Early Provisional	S
NANOS, CHRIS	1,295	69	1,224	2
LAPPIN, HEATHER	1,188	156	1,031	1
Write-In Totals	5	0	5	0
Write-In: Di Genova, Trista	1	0	1	0
Not Assigned	4	0	4	0
Total Votes Cast	2,488	225	2,260	3

Precinct 088

County Superintendent of Schools

Vote For 1

	TOTAL	Polls	Early Provisional	S
WILLIAMS, DUSTIN	1,740	129	1,608	3
Write-In Totals	44	7	37	0
Not Assigned	44	7	37	0
Total Votes Cast	1,784	136	1,645	3

County Treasurer

Vote For 1

	TOTAL	Polls	Early Provisional	S
JOHNSON, BRIAN	1,423	74	1,346	3
ACKERLEY, CHRIS	1,058	145	913	0
Write-In Totals	1	0	1	0
Not Assigned	1	0	1	0
Total Votes Cast	2,482	219	2,260	3

Constable Precinct 1

Vote For 1

	TOTAL	Polls	Early Provisional	S
ROOSEVELT, MARK	1,474	82	1,389	3
ROWLAND, DANIEL	973	136	837	0
Write-In Totals	1	0	1	0
Not Assigned	1	0	1	0
Total Votes Cast	2,448	218	2,227	3

KING, KATHRYN H.

Vote For 1

	TOTAL	Polls	Early Provisional	S
Yes / Si	962	108	852	2
No	1,137	64	1,072	1
Total Votes Cast	2,099	172	1,924	3

BOLICK, CLINT

Vote For 1

	TOTAL	Polls	Early Provisional	S
Yes / Si	924	104	819	1
No	1,167	64	1,101	2
Total Votes Cast	2,091	168	1,920	3

ECKERSTROM, PETER J.

Vote For 1

	TOTAL	Polls	Early Provisional	S
Yes / Si	1,450	106	1,343	1
No	407	49	356	2
Total Votes Cast	1,857	155	1,699	3

Precinct 088

STARING, CHRISTOPHER P.

Vote For 1		TOTAL	Polls	Early Provisional	S
Yes / Si	1,388	112	1,275	1	
No	478	47	429	2	
Total Votes Cast	1,866	159	1,704	3	

GRIFFIN, BRENDEN J.

Vote For 1		TOTAL	Polls	Early Provisional	S
Yes / Si	1,325	109	1,215	1	
No	445	47	396	2	
Total Votes Cast	1,770	156	1,611	3	

LEE, KENNETH

Vote For 1		TOTAL	Polls	Early Provisional	S
Yes / Si	1,378	105	1,272	1	
No	392	48	342	2	
Total Votes Cast	1,770	153	1,614	3	

BRYSON, KYLE A.

Vote For 1		TOTAL	Polls	Early Provisional	S
Yes / Si	1,388	105	1,282	1	
No	379	47	330	2	
Total Votes Cast	1,767	152	1,612	3	

COHEN, GARY J.

Vote For 1		TOTAL	Polls	Early Provisional	S
Yes / Si	1,379	106	1,272	1	
No	387	48	337	2	
Total Votes Cast	1,766	154	1,609	3	

GORDON, RICHARD E.

Vote For 1		TOTAL	Polls	Early Provisional	S
Yes / Si	1,393	108	1,284	1	
No	376	46	328	2	
Total Votes Cast	1,769	154	1,612	3	

Precinct 088

BUTLER, MICHAEL J.

Vote For 1

	TOTAL	Polls	Early Provisional	S
Yes / Si	1,392	107	1,284	1
No	373	47	324	2
Total Votes Cast	1,765	154	1,608	3

YEHLING, WAYNE E.

Vote For 1

	TOTAL	Polls	Early Provisional	S
Yes / Si	1,358	101	1,256	1
No	398	52	344	2
Total Votes Cast	1,756	153	1,600	3

CONSTANT, DANIELLE J.K.

Vote For 1

	TOTAL	Polls	Early Provisional	S
Yes / Si	1,280	104	1,174	2
No	468	47	420	1
Total Votes Cast	1,748	151	1,594	3

METCALF, D. DOUGLAS

Vote For 1

	TOTAL	Polls	Early Provisional	S
Yes / Si	1,358	102	1,255	1
No	403	49	352	2
Total Votes Cast	1,761	151	1,607	3

MCGINLEY, CASEY F.

Vote For 1

	TOTAL	Polls	Early Provisional	S
Yes / Si	1,385	106	1,278	1
No	372	48	322	2
Total Votes Cast	1,757	154	1,600	3

SAKALL, GREG

Vote For 1

	TOTAL	Polls	Early Provisional	S
Yes / Si	1,373	106	1,266	1
No	398	46	350	2
Total Votes Cast	1,771	152	1,616	3

Precinct 088

WAGENER, JOAN L.

Vote For 1		TOTAL	Polls	Early Provisional	S
Yes / Si	1,337	106	1,229	2	
No	422	46	375	1	
Total Votes Cast	1,759	152	1,604	3	

JOHNSON, KELLIE L.

Vote For 1		TOTAL	Polls	Early Provisional	S
Yes / Si	1,124	98	1,024	2	
No	650	54	595	1	
Total Votes Cast	1,774	152	1,619	3	

ORTIZ, KIMBERLY H.

Vote For 1		TOTAL	Polls	Early Provisional	S
Yes / Si	1,376	107	1,267	2	
No	375	45	329	1	
Total Votes Cast	1,751	152	1,596	3	

MCDONALD, SCOTT DAVID

Vote For 1		TOTAL	Polls	Early Provisional	S
Yes / Si	1,309	103	1,205	1	
No	441	50	389	2	
Total Votes Cast	1,750	153	1,594	3	

ABRAMS, LISA ILKA

Vote For 1		TOTAL	Polls	Early Provisional	S
Yes / Si	1,384	106	1,276	2	
No	386	47	338	1	
Total Votes Cast	1,770	153	1,614	3	

Governing Board - Catalina Foothills Unified School District No. 16

Vote For 1		TOTAL	Polls	Early Provisional	S
ARISPE, BROOKE	521	71	447	3	
JACKSON, EILEEN	1,291	88	1,203	0	
Write-In Totals	22	1	21	0	
Not Assigned	22	1	21	0	
Total Votes Cast	1,834	160	1,671	3	

Precinct 088

Governing Board - Catalina Foothills Unified School District No. 16

Vote For 2

	TOTAL	Polls	Early Provisional	S
DAVOLI, JACQUELYN	1,143	67	1,075	1
LOGUE, TOM	1,044	70	974	0
PEMBERTON, BART	702	85	615	2
REPSCHER, JENNIFER	821	80	738	3
Write-In Totals	17	0	17	0
Not Assigned	17	0	17	0
Total Votes Cast	3,727	302	3,419	6

PROPOSITION 133

Vote For 1

	TOTAL	Polls	Early Provisional	S
Yes / Si	777	96	678	3
No	1,583	116	1,467	0
Total Votes Cast	2,360	212	2,145	3

PROPOSITION 134

Vote For 1

	TOTAL	Polls	Early Provisional	S
Yes / Si	729	101	625	3
No	1,629	112	1,517	0
Total Votes Cast	2,358	213	2,142	3

PROPOSITION 135

Vote For 1

	TOTAL	Polls	Early Provisional	S
Yes / Si	829	113	714	2
No	1,505	97	1,407	1
Total Votes Cast	2,334	210	2,121	3

PROPOSITION 136

Vote For 1

	TOTAL	Polls	Early Provisional	S
Yes / Si	630	90	538	2
No	1,685	119	1,565	1
Total Votes Cast	2,315	209	2,103	3

PROPOSITION 137

Vote For 1

	TOTAL	Polls	Early Provisional	S
Yes / Si	406	57	348	1
No	1,910	152	1,756	2
Total Votes Cast	2,316	209	2,104	3

Precinct 088

PROPOSITION 138

Vote For 1				
	TOTAL	Polls	Early Provisional	S
Yes / Si	463	53	410	0
No	1,933	169	1,761	3
Total Votes Cast	2,396	222	2,171	3

PROPOSITION 139

Vote For 1				
	TOTAL	Polls	Early Provisional	S
Yes / Si	1,901	138	1,760	3
No	617	94	523	0
Total Votes Cast	2,518	232	2,283	3

PROPOSITION 140

Vote For 1				
	TOTAL	Polls	Early Provisional	S
Yes / Si	1,027	95	930	2
No	1,439	125	1,313	1
Total Votes Cast	2,466	220	2,243	3

PROPOSITION 311

Vote For 1				
	TOTAL	Polls	Early Provisional	S
Yes / Si	1,338	153	1,182	3
No	1,128	70	1,058	0
Total Votes Cast	2,466	223	2,240	3

PROPOSITION 312

Vote For 1				
	TOTAL	Polls	Early Provisional	S
Yes / Si	1,177	148	1,027	2
No	1,278	71	1,206	1
Total Votes Cast	2,455	219	2,233	3

PROPOSITION 313

Vote For 1				
	TOTAL	Polls	Early Provisional	S
Yes / Si	1,055	133	920	2
No	1,307	86	1,220	1
Total Votes Cast	2,362	219	2,140	3

Precinct 088

PROPOSITION 314

Vote For 1

	TOTAL	Polls	Early Provisional	S
Yes / Si	1,078	135	941	2
No	1,284	81	1,202	1
Total Votes Cast	2,362	216	2,143	3

PROPOSITION 315

Vote For 1

	TOTAL	Polls	Early Provisional	S
Yes / Si	879	112	764	3
No	1,433	101	1,332	0
Total Votes Cast	2,312	213	2,096	3

Precinct 089

Statistics	TOTAL	Polls	Early Provisionals	
Registered Voters - Total	3,067			
Ballots Cast - Total	2,533	280	2,232	21
Ballots Cast - Blank	28	8	19	1
Voter Turnout - Total	82.59%			

Presidential Electors

Vote For 1	TOTAL	Polls	Early Provisionals	
HARRIS, KAMALA D.	1,776	124	1,636	16
TRUMP, DONALD J.	699	145	552	2
OLIVER, CHASE	9	2	7	0
STEIN, JILL	17	2	14	1
Write-In Totals	6	0	6	0
Write-In: Ayyadurai / Ellis	0	0	0	0
Write-In: Boddie / Stoneham	0	0	0	0
Write-In: De la Cruz / Garcia	1	0	1	0
Write-In: Shelton / Serra	0	0	0	0
Write-In: Skousen / Combs	0	0	0	0
Not Assigned	5	0	5	0
Total Votes Cast	2,507	273	2,215	19

U.S. Senator

Vote For 1	TOTAL	Polls	Early Provisionals	
GALLEGO, RUBEN	1,810	137	1,656	17
LAKE, KARI	629	124	502	3
QUINTANA, EDUARDO	46	9	37	0
Write-In Totals	2	1	1	0
Write-In: Williams, Sarah	0	0	0	0
Write-In: Beckett, Christopher	0	0	0	0
Write-In: Sanders, Steven Cavin	0	0	0	0
Write-In: Bozic, David	0	0	0	0
Write-In: Petty, Shawn	0	0	0	0
Write-In: Rodriguez, Benjamin	0	0	0	0
Write-In: Prosser, Jannie "Jannie"	0	0	0	0
Not Assigned	2	1	1	0
Total Votes Cast	2,487	271	2,196	20

Precinct 089

U.S. Representative in Congress District 6

Vote For 1

	TOTAL	Polls	Early Provisional	s
ENGEL, KIRSTEN	1,720	125	1,581	14
CISCOMANI, JUAN	697	133	561	3
EASTWOOD, ATHENA	51	8	43	0
Write-In Totals	1	0	1	0
Write-In: Pozzolo, Luis	0	0	0	0
Not Assigned	1	0	1	0
Total Votes Cast	2,469	266	2,186	17

State Senator District 18

Vote For 1

	TOTAL	Polls	Early Provisional	s
SUNDARESHAN, PRIYA	1,885	164	1,708	13
Write-In Totals	47	17	30	0
Not Assigned	47	17	30	0
Total Votes Cast	1,932	181	1,738	13

State Representative Dist. 18

Vote For 2

	TOTAL	Polls	Early Provisional	s
GUTIERREZ, NANCY	1,548	100	1,436	12
MATHIS, CHRIS	1,526	93	1,424	9
ROSENBLUM, LEONARD "LEN"	694	126	567	1
Write-In Totals	11	3	8	0
Not Assigned	11	3	8	0
Total Votes Cast	3,779	322	3,435	22

Corporation Commissioner

Vote For 3

	TOTAL	Polls	Early Provisional	s
AGUILAR, YLENIA	1,539	92	1,434	13
HILL, JONATHON	1,464	79	1,374	11
POLACHECK, JOSHUA	1,454	77	1,364	13
LOPEZ, RENE	574	97	476	1
MARQUEZ PETERSON, LEA	571	81	489	1
WALDEN, RACHEL	616	99	516	1
CEASE, MIKE	89	11	78	0
LUXENBERG, NINA	104	15	89	0
Write-In Totals	0	0	0	0
Write-In: Bertone, Frank	0	0	0	0
Not Assigned	0	0	0	0
Total Votes Cast	6,411	551	5,820	40

Precinct 089

Board of Supervisors District 1

	TOTAL	Polls	Early Provisional	S
SCOTT, REX	1,671	122	1,535	14
SPAIN, STEVE	727	129	597	1
Write-In Totals	2	0	2	0
Not Assigned	2	0	2	0
Total Votes Cast	2,400	251	2,134	15

County Assessor

	TOTAL	Polls	Early Provisional	S
DROUBIE, SUZANNE	1,869	156	1,700	13
Write-In Totals	43	13	29	1
Not Assigned	43	13	29	1
Total Votes Cast	1,912	169	1,729	14

County Attorney

	TOTAL	Polls	Early Provisional	S
CONOVER, LAURA	1,693	132	1,549	12
DRUAN, HOWARD	371	64	305	2
Write-In Totals	27	8	19	0
Not Assigned	27	8	19	0
Total Votes Cast	2,091	204	1,873	14

County Recorder

	TOTAL	Polls	Early Provisional	S
CÁZARES-KELLY, GABRIELLA	1,695	124	1,558	13
CAMPBELL-GONZALEZ, DOMINIC	657	125	530	2
Write-In Totals	2	1	1	0
Not Assigned	2	1	1	0
Total Votes Cast	2,354	250	2,089	15

County Sheriff

	TOTAL	Polls	Early Provisional	S
NANOS, CHRIS	1,439	110	1,315	14
LAPPIN, HEATHER	926	147	777	2
Write-In Totals	4	1	3	0
Write-In: Di Genova, Trista	0	0	0	0
Not Assigned	4	1	3	0
Total Votes Cast	2,369	258	2,095	16

Precinct 089

County Superintendent of Schools

Vote For 1

	TOTAL	Polls	Early Provisional	S
WILLIAMS, DUSTIN	1,834	160	1,661	13
Write-In Totals	37	14	23	0
Not Assigned	37	14	23	0
Total Votes Cast	1,871	174	1,684	13

County Treasurer

Vote For 1

	TOTAL	Polls	Early Provisional	S
JOHNSON, BRIAN	1,586	113	1,460	13
ACKERLEY, CHRIS	778	133	643	2
Write-In Totals	0	0	0	0
Not Assigned	0	0	0	0
Total Votes Cast	2,364	246	2,103	15

Justice of the Peace Precinct 6

Vote For 1

	TOTAL	Polls	Early Provisional	S
BALL, ALEXANDER	1,855	164	1,678	13
Write-In Totals	40	15	24	1
Not Assigned	40	15	24	1
Total Votes Cast	1,895	179	1,702	14

Constable Precinct 6

Vote For 1

	TOTAL	Polls	Early Provisional	S
BERNAL, BENNETT L.	1,844	160	1,670	14
Write-In Totals	35	15	20	0
Not Assigned	35	15	20	0
Total Votes Cast	1,879	175	1,690	14

KING, KATHRYN H.

Vote For 1

	TOTAL	Polls	Early Provisional	S
Yes / Si	909	126	773	10
No	1,139	82	1,054	3
Total Votes Cast	2,048	208	1,827	13

BOLICK, CLINT

Vote For 1

	TOTAL	Polls	Early Provisional	S
Yes / Si	854	118	726	10
No	1,179	88	1,088	3
Total Votes Cast	2,033	206	1,814	13

Precinct 089

ECKERSTROM, PETER J.

Vote For 1

	TOTAL	Polls	Early Provisional	S
Yes / Si	1,444	137	1,300	7
No	397	67	326	4
Total Votes Cast	1,841	204	1,626	11

STARING, CHRISTOPHER P.

Vote For 1

	TOTAL	Polls	Early Provisional	S
Yes / Si	1,345	140	1,196	9
No	480	65	412	3
Total Votes Cast	1,825	205	1,608	12

GRIFFIN, BRENDEN J.

Vote For 1

	TOTAL	Polls	Early Provisional	S
Yes / Si	1,331	137	1,186	8
No	465	60	401	4
Total Votes Cast	1,796	197	1,587	12

LEE, KENNETH

Vote For 1

	TOTAL	Polls	Early Provisional	S
Yes / Si	1,361	130	1,223	8
No	424	67	353	4
Total Votes Cast	1,785	197	1,576	12

BRYSON, KYLE A.

Vote For 1

	TOTAL	Polls	Early Provisional	S
Yes / Si	1,363	133	1,221	9
No	414	63	348	3
Total Votes Cast	1,777	196	1,569	12

COHEN, GARY J.

Vote For 1

	TOTAL	Polls	Early Provisional	S
Yes / Si	1,329	133	1,187	9
No	448	61	385	2
Total Votes Cast	1,777	194	1,572	11

Precinct 089

GORDON, RICHARD E.

Vote For 1

	TOTAL	Polls	Early Provisional	S
Yes / Si	1,349	135	1,204	10
No	434	61	371	2
Total Votes Cast	1,783	196	1,575	12

BUTLER, MICHAEL J.

Vote For 1

	TOTAL	Polls	Early Provisional	S
Yes / Si	1,342	127	1,207	8
No	432	69	359	4
Total Votes Cast	1,774	196	1,566	12

YEHLING, WAYNE E.

Vote For 1

	TOTAL	Polls	Early Provisional	S
Yes / Si	1,334	130	1,196	8
No	440	66	370	4
Total Votes Cast	1,774	196	1,566	12

CONSTANT, DANIELLE J.K.

Vote For 1

	TOTAL	Polls	Early Provisional	S
Yes / Si	1,311	135	1,166	10
No	472	61	409	2
Total Votes Cast	1,783	196	1,575	12

METCALF, D. DOUGLAS

Vote For 1

	TOTAL	Polls	Early Provisional	S
Yes / Si	1,348	134	1,206	8
No	434	62	368	4
Total Votes Cast	1,782	196	1,574	12

MCGINLEY, CASEY F.

Vote For 1

	TOTAL	Polls	Early Provisional	S
Yes / Si	1,356	131	1,217	8
No	420	66	350	4
Total Votes Cast	1,776	197	1,567	12

Precinct 089

SAKALL, GREG

Vote For 1

	TOTAL	Polls	Early Provisional	S
Yes / Si	1,325	129	1,187	9
No	464	65	396	3
Total Votes Cast	1,789	194	1,583	12

WAGENER, JOAN L.

Vote For 1

	TOTAL	Polls	Early Provisional	S
Yes / Si	1,367	139	1,219	9
No	412	56	353	3
Total Votes Cast	1,779	195	1,572	12

JOHNSON, KELLIE L.

Vote For 1

	TOTAL	Polls	Early Provisional	S
Yes / Si	1,143	129	1,006	8
No	673	67	602	4
Total Votes Cast	1,816	196	1,608	12

ORTIZ, KIMBERLY H.

Vote For 1

	TOTAL	Polls	Early Provisional	S
Yes / Si	1,398	145	1,244	9
No	375	52	321	2
Total Votes Cast	1,773	197	1,565	11

MCDONALD, SCOTT DAVID

Vote For 1

	TOTAL	Polls	Early Provisional	S
Yes / Si	1,291	132	1,151	8
No	486	64	418	4
Total Votes Cast	1,777	196	1,569	12

ABRAMS, LISA ILKA

Vote For 1

	TOTAL	Polls	Early Provisional	S
Yes / Si	1,372	138	1,227	7
No	404	58	341	5
Total Votes Cast	1,776	196	1,568	12

Precinct 089

Governing Board - Tucson Unified School District (TUSD) No. 1

Vote For 3

	TOTAL	Polls	Early Provisional	S
ACOSTA RUIZ, PILAR	674	74	592	8
FLORES, ESTEBAN	681	87	587	7
LUNA ROSE, NATALIE	1,273	103	1,165	5
SHAH, RAVI	1,086	79	1,004	3
SHAW, SADIE	1,066	77	987	2
Write-In Totals	19	5	14	0
Not Assigned	19	5	14	0
Total Votes Cast	4,799	425	4,349	25

PROPOSITION 133

Vote For 1

	TOTAL	Polls	Early Provisional	S
Yes / Si	618	97	512	9
No	1,636	136	1,491	9
Total Votes Cast	2,254	233	2,003	18

PROPOSITION 134

Vote For 1

	TOTAL	Polls	Early Provisional	S
Yes / Si	572	99	467	6
No	1,684	134	1,539	11
Total Votes Cast	2,256	233	2,006	17

PROPOSITION 135

Vote For 1

	TOTAL	Polls	Early Provisional	S
Yes / Si	722	132	579	11
No	1,505	102	1,397	6
Total Votes Cast	2,227	234	1,976	17

PROPOSITION 136

Vote For 1

	TOTAL	Polls	Early Provisional	S
Yes / Si	483	91	387	5
No	1,730	136	1,583	11
Total Votes Cast	2,213	227	1,970	16

PROPOSITION 137

Vote For 1

	TOTAL	Polls	Early Provisional	S
Yes / Si	322	48	269	5
No	1,886	175	1,700	11
Total Votes Cast	2,208	223	1,969	16

Precinct 089

PROPOSITION 138

Vote For 1

	TOTAL	Polls	Early Provisional	S
Yes / Si	361	56	300	5
No	1,948	186	1,749	13
Total Votes Cast	2,309	242	2,049	18

PROPOSITION 139

Vote For 1

	TOTAL	Polls	Early Provisional	S
Yes / Si	1,906	164	1,727	15
No	520	100	416	4
Total Votes Cast	2,426	264	2,143	19

PROPOSITION 140

Vote For 1

	TOTAL	Polls	Early Provisional	S
Yes / Si	996	139	847	10
No	1,361	109	1,245	7
Total Votes Cast	2,357	248	2,092	17

PROPOSITION 311

Vote For 1

	TOTAL	Polls	Early Provisional	S
Yes / Si	1,187	163	1,013	11
No	1,148	81	1,060	7
Total Votes Cast	2,335	244	2,073	18

PROPOSITION 312

Vote For 1

	TOTAL	Polls	Early Provisional	S
Yes / Si	1,050	160	879	11
No	1,268	82	1,179	7
Total Votes Cast	2,318	242	2,058	18

PROPOSITION 313

Vote For 1

	TOTAL	Polls	Early Provisional	S
Yes / Si	1,055	174	867	14
No	1,190	67	1,118	5
Total Votes Cast	2,245	241	1,985	19

Precinct 089

PROPOSITION 314

Vote For 1

	TOTAL	Polls	Early Provisional	S
Yes / Si	901	155	737	9
No	1,352	86	1,258	8
Total Votes Cast	2,253	241	1,995	17

PROPOSITION 315

Vote For 1

	TOTAL	Polls	Early Provisional	S
Yes / Si	709	123	579	7
No	1,472	102	1,361	9
Total Votes Cast	2,181	225	1,940	16

Precinct 090

Statistics	TOTAL	Polls	Early Provisional	s
Registered Voters - Total	1,737			
Ballots Cast - Total	1,450	255	1,183	12
Ballots Cast - Blank	17	7	10	0
Voter Turnout - Total	83.48%			

Presidential Electors

Vote For 1	TOTAL	Polls	Early Provisional	s
HARRIS, KAMALA D.	656	76	574	6
TRUMP, DONALD J.	760	167	588	5
OLIVER, CHASE	16	8	8	0
STEIN, JILL	5	0	5	0
Write-In Totals	5	2	3	0
Write-In: Ayyadurai / Ellis	0	0	0	0
Write-In: Boddie / Stoneham	0	0	0	0
Write-In: De la Cruz / Garcia	1	0	1	0
Write-In: Shelton / Serra	0	0	0	0
Write-In: Skousen / Combs	0	0	0	0
Not Assigned	4	2	2	0
Total Votes Cast	1,442	253	1,178	11

U.S. Senator

Vote For 1	TOTAL	Polls	Early Provisional	s
GALLEGO, RUBEN	680	89	585	6
LAKE, KARI	709	154	551	4
QUINTANA, EDUARDO	33	8	23	2
Write-In Totals	2	0	2	0
Write-In: Williams, Sarah	0	0	0	0
Write-In: Beckett, Christopher	0	0	0	0
Write-In: Sanders, Steven Cavin	0	0	0	0
Write-In: Bozic, David	0	0	0	0
Write-In: Petty, Shawn	0	0	0	0
Write-In: Rodriguez, Benjamin	0	0	0	0
Write-In: Prosser, Jannie "Jannie"	0	0	0	0
Not Assigned	2	0	2	0
Total Votes Cast	1,424	251	1,161	12

Summary Results Report
 General Election
 November 5, 2024

OFFICIAL RESULTS
 Summary of Votes Cast
 County of Pima

Precinct 090

U.S. Representative in Congress District 6

Vote For 1

	TOTAL	Polls	Early Provisional	s
ENGEL, KIRSTEN	617	74	537	6
CISCOMANI, JUAN	749	161	585	3
EASTWOOD, ATHENA	38	8	30	0
Write-In Totals	4	1	3	0
Write-In: Pozzolo, Luis	0	0	0	0
Not Assigned	4	1	3	0
Total Votes Cast	1,408	244	1,155	9

State Senator District 17

Vote For 1

	TOTAL	Polls	Early Provisional	s
MCLEAN, JOHN	666	87	575	4
LEACH, VENDEN "VINCE"	726	154	568	4
Write-In Totals	4	1	3	0
Not Assigned	4	1	3	0
Total Votes Cast	1,396	242	1,146	8

State Representative Dist. 17

Vote For 2

	TOTAL	Polls	Early Provisional	s
VOLK, KEVIN	658	85	569	4
JONES, RACHEL	677	135	541	1
MCGARR, CORY	589	118	468	3
Write-In Totals	5	1	4	0
Not Assigned	5	1	4	0
Total Votes Cast	1,929	339	1,582	8

Corporation Commissioner

Vote For 3

	TOTAL	Polls	Early Provisional	s
AGUILAR, YLENIA	542	57	479	6
HILL, JONATHON	549	57	488	4
POLACHECK, JOSHUA	499	43	450	6
LOPEZ, RENE	615	125	485	5
MARQUEZ PETERSON, LEA	604	118	483	3
WALDEN, RACHEL	653	142	506	5
CEASE, MIKE	55	12	43	0
LUXENBERG, NINA	51	9	42	0
Write-In Totals	6	1	5	0
Write-In: Bertone, Frank	0	0	0	0
Not Assigned	6	1	5	0
Total Votes Cast	3,574	564	2,981	29

Precinct 090

Board of Supervisors District 4

Vote For 1

	TOTAL	Polls	Early Provisional	S
BECHTOL, VANESSA	597	65	527	5
CHRISTY, STEPHEN W. "STEVE"	767	167	597	3
Write-In Totals	3	1	2	0
Not Assigned	3	1	2	0
Total Votes Cast	1,367	233	1,126	8

County Assessor

Vote For 1

	TOTAL	Polls	Early Provisional	S
DROUBIE, SUZANNE	883	131	743	9
Write-In Totals	58	12	46	0
Not Assigned	58	12	46	0
Total Votes Cast	941	143	789	9

County Attorney

Vote For 1

	TOTAL	Polls	Early Provisional	S
CONOVER, LAURA	730	94	629	7
DRUAN, HOWARD	322	79	240	3
Write-In Totals	31	3	28	0
Not Assigned	31	3	28	0
Total Votes Cast	1,083	176	897	10

County Recorder

Vote For 1

	TOTAL	Polls	Early Provisional	S
CÁZARES-KELLY, GABRIELLA	635	75	553	7
CAMPBELL-GONZALEZ, DOMINIC	700	153	543	4
Write-In Totals	0	0	0	0
Not Assigned	0	0	0	0
Total Votes Cast	1,335	228	1,096	11

County Sheriff

Vote For 1

	TOTAL	Polls	Early Provisional	S
NANOS, CHRIS	519	61	453	5
LAPPIN, HEATHER	855	180	668	7
Write-In Totals	7	1	6	0
Write-In: Di Genova, Trista	0	0	0	0
Not Assigned	7	1	6	0
Total Votes Cast	1,381	242	1,127	12

Precinct 090

County Superintendent of Schools

Vote For 1

	TOTAL	Polls	Early Provisional	S
WILLIAMS, DUSTIN	891	135	747	9
Write-In Totals	60	13	47	0
Not Assigned	60	13	47	0
Total Votes Cast	951	148	794	9

County Treasurer

Vote For 1

	TOTAL	Polls	Early Provisional	S
JOHNSON, BRIAN	580	64	510	6
ACKERLEY, CHRIS	772	169	599	4
Write-In Totals	3	0	3	0
Not Assigned	3	0	3	0
Total Votes Cast	1,355	233	1,112	10

Justice of the Peace Precinct 2

Vote For 1

	TOTAL	Polls	Early Provisional	S
CORNEJO, ERICA	886	138	743	5
Write-In Totals	54	11	43	0
Not Assigned	54	11	43	0
Total Votes Cast	940	149	786	5

KING, KATHRYN H.

Vote For 1

	TOTAL	Polls	Early Provisional	S
Yes / Si	705	132	569	4
No	451	55	392	4
Total Votes Cast	1,156	187	961	8

BOLICK, CLINT

Vote For 1

	TOTAL	Polls	Early Provisional	S
Yes / Si	652	113	534	5
No	493	69	421	3
Total Votes Cast	1,145	182	955	8

ECKERSTROM, PETER J.

Vote For 1

	TOTAL	Polls	Early Provisional	S
Yes / Si	785	118	661	6
No	299	59	237	3
Total Votes Cast	1,084	177	898	9

Precinct 090

STARING, CHRISTOPHER P.

Vote For 1

	TOTAL	Polls	Early Provisional	s
Yes / Si	789	125	659	5
No	293	53	238	2
Total Votes Cast	1,082	178	897	7

GRIFFIN, BRENDEN J.

Vote For 1

	TOTAL	Polls	Early Provisional	s
Yes / Si	772	122	642	8
No	287	54	232	1
Total Votes Cast	1,059	176	874	9

LEE, KENNETH

Vote For 1

	TOTAL	Polls	Early Provisional	s
Yes / Si	780	122	651	7
No	277	54	221	2
Total Votes Cast	1,057	176	872	9

BRYSON, KYLE A.

Vote For 1

	TOTAL	Polls	Early Provisional	s
Yes / Si	786	122	656	8
No	272	53	218	1
Total Votes Cast	1,058	175	874	9

COHEN, GARY J.

Vote For 1

	TOTAL	Polls	Early Provisional	s
Yes / Si	794	123	663	8
No	263	53	209	1
Total Votes Cast	1,057	176	872	9

GORDON, RICHARD E.

Vote For 1

	TOTAL	Polls	Early Provisional	s
Yes / Si	771	120	645	6
No	286	56	227	3
Total Votes Cast	1,057	176	872	9

Precinct 090

BUTLER, MICHAEL J.

Vote For 1

	TOTAL	Polls	Early Provisional	S
Yes / Si	784	120	657	7
No	273	55	216	2
Total Votes Cast	1,057	175	873	9

YEHLING, WAYNE E.

Vote For 1

	TOTAL	Polls	Early Provisional	S
Yes / Si	774	116	651	7
No	282	60	220	2
Total Votes Cast	1,056	176	871	9

CONSTANT, DANIELLE J.K.

Vote For 1

	TOTAL	Polls	Early Provisional	S
Yes / Si	770	122	643	5
No	286	54	228	4
Total Votes Cast	1,056	176	871	9

METCALF, D. DOUGLAS

Vote For 1

	TOTAL	Polls	Early Provisional	S
Yes / Si	784	120	656	8
No	272	56	215	1
Total Votes Cast	1,056	176	871	9

MCGINLEY, CASEY F.

Vote For 1

	TOTAL	Polls	Early Provisional	S
Yes / Si	786	123	655	8
No	269	55	213	1
Total Votes Cast	1,055	178	868	9

SAKALL, GREG

Vote For 1

	TOTAL	Polls	Early Provisional	S
Yes / Si	776	116	653	7
No	271	58	211	2
Total Votes Cast	1,047	174	864	9

Precinct 090

WAGENER, JOAN L.

Vote For 1		TOTAL	Polls	Early Provisional	S
Yes / Si		770	125	640	5
No		282	51	227	4
Total Votes Cast		1,052	176	867	9

JOHNSON, KELLIE L.

Vote For 1		TOTAL	Polls	Early Provisional	S
Yes / Si		720	119	594	7
No		343	58	283	2
Total Votes Cast		1,063	177	877	9

ORTIZ, KIMBERLY H.

Vote For 1		TOTAL	Polls	Early Provisional	S
Yes / Si		792	125	661	6
No		261	50	208	3
Total Votes Cast		1,053	175	869	9

MCDONALD, SCOTT DAVID

Vote For 1		TOTAL	Polls	Early Provisional	S
Yes / Si		764	120	637	7
No		287	57	228	2
Total Votes Cast		1,051	177	865	9

ABRAMS, LISA ILKA

Vote For 1		TOTAL	Polls	Early Provisional	S
Yes / Si		800	129	663	8
No		253	47	205	1
Total Votes Cast		1,053	176	868	9

Governing Board - Vail Unified School District No. 20

Vote For 3		TOTAL	Polls	Early Provisional	S
KING, CHRISTOPHER		579	79	499	1
MOORE, LAURA		556	81	470	5
MOTHERSHED, JOHN		347	64	282	1
PRATT, ALLISON		716	104	606	6
TIPPETT, CALLIE BASHAM		641	82	557	2
Write-In Totals		18	6	12	0
Not Assigned		18	6	12	0
Total Votes Cast		2,857	416	2,426	15

Precinct 090

PROPOSITION 133

Vote For 1

	TOTAL	Polls	Early Provisional	S
Yes / Si	534	111	416	7
No	769	116	649	4
Total Votes Cast	1,303	227	1,065	11

PROPOSITION 134

Vote For 1

	TOTAL	Polls	Early Provisional	S
Yes / Si	521	106	409	6
No	778	118	655	5
Total Votes Cast	1,299	224	1,064	11

PROPOSITION 135

Vote For 1

	TOTAL	Polls	Early Provisional	S
Yes / Si	619	124	487	8
No	675	101	571	3
Total Votes Cast	1,294	225	1,058	11

PROPOSITION 136

Vote For 1

	TOTAL	Polls	Early Provisional	S
Yes / Si	454	101	348	5
No	829	121	702	6
Total Votes Cast	1,283	222	1,050	11

PROPOSITION 137

Vote For 1

	TOTAL	Polls	Early Provisional	S
Yes / Si	279	60	217	2
No	1,008	157	843	8
Total Votes Cast	1,287	217	1,060	10

PROPOSITION 138

Vote For 1

	TOTAL	Polls	Early Provisional	S
Yes / Si	259	54	201	4
No	1,073	176	890	7
Total Votes Cast	1,332	230	1,091	11

Precinct 090

PROPOSITION 139

Vote For 1

	TOTAL	Polls	Early Provisional	s
Yes / Si	835	128	698	9
No	539	114	422	3
Total Votes Cast	1,374	242	1,120	12

PROPOSITION 140

Vote For 1

	TOTAL	Polls	Early Provisional	s
Yes / Si	596	110	480	6
No	748	123	619	6
Total Votes Cast	1,344	233	1,099	12

PROPOSITION 311

Vote For 1

	TOTAL	Polls	Early Provisional	s
Yes / Si	909	175	725	9
No	449	60	386	3
Total Votes Cast	1,358	235	1,111	12

PROPOSITION 312

Vote For 1

	TOTAL	Polls	Early Provisional	s
Yes / Si	807	152	648	7
No	534	77	452	5
Total Votes Cast	1,341	229	1,100	12

PROPOSITION 313

Vote For 1

	TOTAL	Polls	Early Provisional	s
Yes / Si	884	177	701	6
No	441	50	387	4
Total Votes Cast	1,325	227	1,088	10

PROPOSITION 314

Vote For 1

	TOTAL	Polls	Early Provisional	s
Yes / Si	862	167	688	7
No	448	56	389	3
Total Votes Cast	1,310	223	1,077	10

Precinct 090

PROPOSITION 315

Vote For 1

	TOTAL	Polls	Early Provisional	S
Yes / Si	588	119	464	5
No	672	99	568	5
Total Votes Cast	1,260	218	1,032	10

Precinct 091

Statistics	TOTAL	Polls	Early Provisional	s
Registered Voters - Total	3,220			
Ballots Cast - Total	2,390	373	1,979	38
Ballots Cast - Blank	44	15	26	3
Voter Turnout - Total	74.22%			

Presidential Electors

Vote For 1	TOTAL	Polls	Early Provisional	s
HARRIS, KAMALA D.	1,669	192	1,457	20
TRUMP, DONALD J.	641	162	461	18
OLIVER, CHASE	15	3	12	0
STEIN, JILL	33	7	26	0
Write-In Totals	21	4	17	0
Write-In: Ayyadurai / Ellis	0	0	0	0
Write-In: Boddie / Stoneham	0	0	0	0
Write-In: De la Cruz / Garcia	10	2	8	0
Write-In: Shelton / Serra	0	0	0	0
Write-In: Skousen / Combs	0	0	0	0
Not Assigned	11	2	9	0
Total Votes Cast	2,379	368	1,973	38

U.S. Senator

Vote For 1	TOTAL	Polls	Early Provisional	s
GALLEGO, RUBEN	1,656	188	1,447	21
LAKE, KARI	552	141	396	15
QUINTANA, EDUARDO	111	30	80	1
Write-In Totals	5	0	5	0
Write-In: Williams, Sarah	1	0	1	0
Write-In: Beckett, Christopher	0	0	0	0
Write-In: Sanders, Steven Cavin	1	0	1	0
Write-In: Bozic, David	0	0	0	0
Write-In: Petty, Shawn	0	0	0	0
Write-In: Rodriguez, Benjamin	0	0	0	0
Write-In: Prosser, Jannie "Jannie"	0	0	0	0
Not Assigned	3	0	3	0
Total Votes Cast	2,324	359	1,928	37

Precinct 091

U.S. Representative in Congress District 6

Vote For 1

	TOTAL	Polls	Early Provisional	s
ENGEL, KIRSTEN	1,585	176	1,393	16
CISCOMANI, JUAN	588	149	426	13
EASTWOOD, ATHENA	124	28	94	2
Write-In Totals	6	0	6	0
Write-In: Pozzolo, Luis	1	0	1	0
Not Assigned	5	0	5	0
Total Votes Cast	2,303	353	1,919	31

State Senator District 18

Vote For 1

	TOTAL	Polls	Early Provisional	s
SUNDARESHAN, PRIYA	1,768	229	1,516	23
Write-In Totals	62	16	46	0
Not Assigned	62	16	46	0
Total Votes Cast	1,830	245	1,562	23

State Representative Dist. 18

Vote For 2

	TOTAL	Polls	Early Provisional	s
GUTIERREZ, NANCY	1,479	158	1,308	13
MATHIS, CHRIS	1,360	116	1,233	11
ROSENBLUM, LEONARD "LEN"	620	150	457	13
Write-In Totals	17	3	13	1
Not Assigned	17	3	13	1
Total Votes Cast	3,476	427	3,011	38

Corporation Commissioner

Vote For 3

	TOTAL	Polls	Early Provisional	s
AGUILAR, YLENIA	1,465	139	1,309	17
HILL, JONATHON	1,354	127	1,216	11
POLACHECK, JOSHUA	1,280	113	1,157	10
LOPEZ, RENE	500	113	378	9
MARQUEZ PETERSON, LEA	507	101	399	7
WALDEN, RACHEL	508	111	388	9
CEASE, MIKE	113	18	93	2
LUXENBERG, NINA	157	22	133	2
Write-In Totals	12	1	10	1
Write-In: Bertone, Frank	0	0	0	0
Not Assigned	12	1	10	1
Total Votes Cast	5,896	745	5,083	68

Precinct 091

Board of Supervisors District 5

Vote For 1

	TOTAL	Polls	Early Provisional	S
GRIJALVA, ADELITA	1,549	167	1,367	15
ROMERO, VAL	597	138	445	14
Write-In Totals	14	3	11	0
Not Assigned	14	3	11	0
Total Votes Cast	2,160	308	1,823	29

County Assessor

Vote For 1

	TOTAL	Polls	Early Provisional	S
DROUBIE, SUZANNE	1,773	230	1,520	23
Write-In Totals	57	16	39	2
Not Assigned	57	16	39	2
Total Votes Cast	1,830	246	1,559	25

County Attorney

Vote For 1

	TOTAL	Polls	Early Provisional	S
CONOVER, LAURA	1,568	190	1,362	16
DRUAN, HOWARD	423	82	331	10
Write-In Totals	29	8	20	1
Not Assigned	29	8	20	1
Total Votes Cast	2,020	280	1,713	27

County Recorder

Vote For 1

	TOTAL	Polls	Early Provisional	S
CÁZARES-KELLY, GABRIELLA	1,607	178	1,412	17
CAMPBELL-GONZALEZ, DOMINIC	593	150	429	14
Write-In Totals	6	1	4	1
Not Assigned	6	1	4	1
Total Votes Cast	2,206	329	1,845	32

County Sheriff

Vote For 1

	TOTAL	Polls	Early Provisional	S
NANOS, CHRIS	1,384	157	1,212	15
LAPPIN, HEATHER	801	173	610	18
Write-In Totals	23	2	20	1
Write-In: Di Genova, Trista	3	0	3	0
Not Assigned	20	2	17	1
Total Votes Cast	2,208	332	1,842	34

Precinct 091

County Superintendent of Schools

Vote For 1

	TOTAL	Polls	Early Provisional	S
WILLIAMS, DUSTIN	1,762	230	1,509	23
Write-In Totals	52	16	34	2
Not Assigned	52	16	34	2
Total Votes Cast	1,814	246	1,543	25

County Treasurer

Vote For 1

	TOTAL	Polls	Early Provisional	S
JOHNSON, BRIAN	1,537	174	1,347	16
ACKERLEY, CHRIS	669	155	498	16
Write-In Totals	7	1	6	0
Not Assigned	7	1	6	0
Total Votes Cast	2,213	330	1,851	32

Constable Precinct 8

Vote For 1

	TOTAL	Polls	Early Provisional	S
TOTH, CHRISTOPHER	1,564	184	1,365	15
LAKE, BILL	629	142	473	14
Write-In Totals	7	2	4	1
Not Assigned	7	2	4	1
Total Votes Cast	2,200	328	1,842	30

KING, KATHRYN H.

Vote For 1

	TOTAL	Polls	Early Provisional	S
Yes / Si	824	143	665	16
No	1,149	127	1,010	12
Total Votes Cast	1,973	270	1,675	28

BOLICK, CLINT

Vote For 1

	TOTAL	Polls	Early Provisional	S
Yes / Si	762	127	621	14
No	1,181	136	1,034	11
Total Votes Cast	1,943	263	1,655	25

ECKERSTROM, PETER J.

Vote For 1

	TOTAL	Polls	Early Provisional	S
Yes / Si	1,250	153	1,081	16
No	545	103	431	11
Total Votes Cast	1,795	256	1,512	27

Precinct 091

STARING, CHRISTOPHER P.

Vote For 1

	TOTAL	Polls	Early Provisional	S
Yes / Si	1,163	149	998	16
No	596	104	483	9
Total Votes Cast	1,759	253	1,481	25

GRIFFIN, BRENDEN J.

Vote For 1

	TOTAL	Polls	Early Provisional	S
Yes / Si	1,138	146	974	18
No	629	106	514	9
Total Votes Cast	1,767	252	1,488	27

LEE, KENNETH

Vote For 1

	TOTAL	Polls	Early Provisional	S
Yes / Si	1,193	140	1,035	18
No	566	110	448	8
Total Votes Cast	1,759	250	1,483	26

BRYSON, KYLE A.

Vote For 1

	TOTAL	Polls	Early Provisional	S
Yes / Si	1,215	146	1,049	20
No	547	105	435	7
Total Votes Cast	1,762	251	1,484	27

COHEN, GARY J.

Vote For 1

	TOTAL	Polls	Early Provisional	S
Yes / Si	1,143	128	997	18
No	587	114	465	8
Total Votes Cast	1,730	242	1,462	26

GORDON, RICHARD E.

Vote For 1

	TOTAL	Polls	Early Provisional	S
Yes / Si	1,189	144	1,029	16
No	555	105	440	10
Total Votes Cast	1,744	249	1,469	26

Precinct 091

BUTLER, MICHAEL J.

Vote For 1

	TOTAL	Polls	Early Provisional	S
Yes / Si	1,153	137	1,001	15
No	597	111	475	11
Total Votes Cast	1,750	248	1,476	26

YEHLING, WAYNE E.

Vote For 1

	TOTAL	Polls	Early Provisional	S
Yes / Si	1,153	132	1,006	15
No	590	116	464	10
Total Votes Cast	1,743	248	1,470	25

CONSTANT, DANIELLE J.K.

Vote For 1

	TOTAL	Polls	Early Provisional	S
Yes / Si	1,143	146	979	18
No	602	102	493	7
Total Votes Cast	1,745	248	1,472	25

METCALF, D. DOUGLAS

Vote For 1

	TOTAL	Polls	Early Provisional	S
Yes / Si	1,164	139	1,008	17
No	571	109	454	8
Total Votes Cast	1,735	248	1,462	25

MCGINLEY, CASEY F.

Vote For 1

	TOTAL	Polls	Early Provisional	S
Yes / Si	1,205	145	1,045	15
No	540	102	428	10
Total Votes Cast	1,745	247	1,473	25

SAKALL, GREG

Vote For 1

	TOTAL	Polls	Early Provisional	S
Yes / Si	1,145	143	988	14
No	602	105	486	11
Total Votes Cast	1,747	248	1,474	25

Precinct 091

WAGENER, JOAN L.

Vote For 1

	TOTAL	Polls	Early Provisional	S
Yes / Si	1,137	141	978	18
No	606	107	492	7
Total Votes Cast	1,743	248	1,470	25

JOHNSON, KELLIE L.

Vote For 1

	TOTAL	Polls	Early Provisional	S
Yes / Si	973	135	820	18
No	808	116	684	8
Total Votes Cast	1,781	251	1,504	26

ORTIZ, KIMBERLY H.

Vote For 1

	TOTAL	Polls	Early Provisional	S
Yes / Si	1,207	151	1,041	15
No	534	97	427	10
Total Votes Cast	1,741	248	1,468	25

MCDONALD, SCOTT DAVID

Vote For 1

	TOTAL	Polls	Early Provisional	S
Yes / Si	1,104	147	942	15
No	629	101	518	10
Total Votes Cast	1,733	248	1,460	25

ABRAMS, LISA ILKA

Vote For 1

	TOTAL	Polls	Early Provisional	S
Yes / Si	1,209	146	1,048	15
No	535	102	423	10
Total Votes Cast	1,744	248	1,471	25

Governing Board - Tucson Unified School District (TUSD) No. 1

Vote For 3

	TOTAL	Polls	Early Provisional	S
ACOSTA RUIZ, PILAR	634	84	546	4
FLORES, ESTEBAN	527	81	441	5
LUNA ROSE, NATALIE	1,228	132	1,085	11
SHAH, RAVI	912	80	828	4
SHAW, SADIE	1,118	124	983	11
Write-In Totals	44	6	37	1
Not Assigned	44	6	37	1
Total Votes Cast	4,463	507	3,920	36

Precinct 091

Board of Governors - Pima Community College Dist. 5

Vote For 1

	TOTAL	Polls	Early Provisional	S
GONZALES, LUIS LOPEZ	638	101	528	9
MORALES, KARLA	1,007	132	863	12
Write-In Totals	21	5	15	1
Not Assigned	21	5	15	1
Total Votes Cast	1,666	238	1,406	22

PROPOSITION 133

Vote For 1

	TOTAL	Polls	Early Provisional	S
Yes / Si	656	131	509	16
No	1,487	191	1,280	16
Total Votes Cast	2,143	322	1,789	32

PROPOSITION 134

Vote For 1

	TOTAL	Polls	Early Provisional	S
Yes / Si	586	129	444	13
No	1,566	190	1,355	21
Total Votes Cast	2,152	319	1,799	34

PROPOSITION 135

Vote For 1

	TOTAL	Polls	Early Provisional	S
Yes / Si	730	156	553	21
No	1,392	162	1,218	12
Total Votes Cast	2,122	318	1,771	33

PROPOSITION 136

Vote For 1

	TOTAL	Polls	Early Provisional	S
Yes / Si	555	127	409	19
No	1,559	183	1,361	15
Total Votes Cast	2,114	310	1,770	34

PROPOSITION 137

Vote For 1

	TOTAL	Polls	Early Provisional	S
Yes / Si	275	69	200	6
No	1,832	244	1,562	26
Total Votes Cast	2,107	313	1,762	32

Precinct 091

PROPOSITION 138

Vote For 1				
	TOTAL	Polls	Early Provisional	S
Yes / Si	300	64	232	4
No	1,879	264	1,587	28
Total Votes Cast	2,179	328	1,819	32

PROPOSITION 139

Vote For 1				
	TOTAL	Polls	Early Provisional	S
Yes / Si	1,850	254	1,571	25
No	442	95	338	9
Total Votes Cast	2,292	349	1,909	34

PROPOSITION 140

Vote For 1				
	TOTAL	Polls	Early Provisional	S
Yes / Si	1,043	183	838	22
No	1,178	144	1,023	11
Total Votes Cast	2,221	327	1,861	33

PROPOSITION 311

Vote For 1				
	TOTAL	Polls	Early Provisional	S
Yes / Si	1,162	219	923	20
No	1,073	115	945	13
Total Votes Cast	2,235	334	1,868	33

PROPOSITION 312

Vote For 1				
	TOTAL	Polls	Early Provisional	S
Yes / Si	1,000	188	795	17
No	1,203	138	1,049	16
Total Votes Cast	2,203	326	1,844	33

PROPOSITION 313

Vote For 1				
	TOTAL	Polls	Early Provisional	S
Yes / Si	1,115	220	871	24
No	1,038	106	923	9
Total Votes Cast	2,153	326	1,794	33

Precinct 091

PROPOSITION 314

Vote For 1

	TOTAL	Polls	Early Provisional	S
Yes / Si	920	184	714	22
No	1,217	137	1,070	10
Total Votes Cast	2,137	321	1,784	32

PROPOSITION 315

Vote For 1

	TOTAL	Polls	Early Provisional	S
Yes / Si	703	142	542	19
No	1,371	164	1,196	11
Total Votes Cast	2,074	306	1,738	30

Summary Results Report
 General Election
 November 5, 2024

OFFICIAL RESULTS
 Summary of Votes Cast
 County of Pima

Precinct 092

Statistics	TOTAL	Polls	Early Provisional	s
Registered Voters - Total	3,245			
Ballots Cast - Total	2,857	308	2,541	8
Ballots Cast - Blank	31	12	18	1
Voter Turnout - Total	88.04%			

Presidential Electors

Vote For 1	TOTAL	Polls	Early Provisional	s
HARRIS, KAMALA D.	1,684	115	1,566	3
TRUMP, DONALD J.	1,114	182	927	5
OLIVER, CHASE	21	5	16	0
STEIN, JILL	13	2	11	0
Write-In Totals	11	2	9	0
Write-In: Ayyadurai / Ellis	0	0	0	0
Write-In: Boddie / Stoneham	0	0	0	0
Write-In: De la Cruz / Garcia	1	0	1	0
Write-In: Shelton / Serra	0	0	0	0
Write-In: Skousen / Combs	0	0	0	0
Not Assigned	10	2	8	0
Total Votes Cast	2,843	306	2,529	8

U.S. Senator

Vote For 1	TOTAL	Polls	Early Provisional	s
GALLEGO, RUBEN	1,714	124	1,587	3
LAKE, KARI	1,019	168	847	4
QUINTANA, EDUARDO	59	8	50	1
Write-In Totals	6	1	5	0
Write-In: Williams, Sarah	3	0	3	0
Write-In: Beckett, Christopher	0	0	0	0
Write-In: Sanders, Steven Cavin	0	0	0	0
Write-In: Bozic, David	0	0	0	0
Write-In: Petty, Shawn	0	0	0	0
Write-In: Rodriguez, Benjamin	0	0	0	0
Write-In: Prosser, Jannie "Jannie"	0	0	0	0
Not Assigned	3	1	2	0
Total Votes Cast	2,798	301	2,489	8

U.S. Representative in Congress District 7

Vote For 1	TOTAL	Polls	Early Provisional	s
GRIJALVA, RAÚL M.	1,617	117	1,496	4
BUTIEREZ SR., DANIEL FRANCIS	1,132	172	957	3
Write-In Totals	10	0	10	0
Not Assigned	10	0	10	0
Total Votes Cast	2,759	289	2,463	7

Summary Results Report
 General Election
 November 5, 2024

OFFICIAL RESULTS
 Summary of Votes Cast
 County of Pima

Precinct 092

State Senator District 16

Vote For 1

	TOTAL	Polls	Early Provisional	s
SEAMAN, STACEY	1,608	119	1,486	3
SHOPE JR., THOMAS "T.J."	1,131	170	958	3
Write-In Totals	4	1	3	0
Not Assigned	4	1	3	0
Total Votes Cast	2,743	290	2,447	6

State Representative Dist. 16

Vote For 2

	TOTAL	Polls	Early Provisional	s
SEAMAN, KEITH	1,606	115	1,488	3
LOPEZ, CHRIS	1,031	136	892	3
MARTINEZ, TERESA	1,043	140	903	0
Write-In Totals	11	1	10	0
Not Assigned	11	1	10	0
Total Votes Cast	3,691	392	3,293	6

Corporation Commissioner

Vote For 3

	TOTAL	Polls	Early Provisional	s
AGUILAR, YLENIA	1,482	97	1,382	3
HILL, JONATHON	1,457	87	1,368	2
POLACHECK, JOSHUA	1,379	76	1,300	3
LOPEZ, RENE	1,003	139	862	2
MARQUEZ PETERSON, LEA	996	131	864	1
WALDEN, RACHEL	957	120	837	0
CEASE, MIKE	88	12	75	1
LUXENBERG, NINA	94	13	81	0
Write-In Totals	3	2	1	0
Write-In: Bertone, Frank	0	0	0	0
Not Assigned	3	2	1	0
Total Votes Cast	7,459	677	6,770	12

Board of Supervisors District 3

Vote For 1

	TOTAL	Polls	Early Provisional	s
ALLEN, JENNIFER "JEN"	1,523	99	1,422	2
WITTENBRAKER, JANET "JL"	1,085	162	921	2
BAH, IMAN-UTOPIA LAYJOU	98	19	77	2
Write-In Totals	3	1	2	0
Not Assigned	3	1	2	0
Total Votes Cast	2,709	281	2,422	6

Precinct 092

County Assessor

Vote For 1

	TOTAL	Polls	Early Provisional	S
DROUBIE, SUZANNE	1,912	169	1,739	4
Write-In Totals	79	17	62	0
Not Assigned	79	17	62	0
Total Votes Cast	1,991	186	1,801	4

County Attorney

Vote For 1

	TOTAL	Polls	Early Provisional	S
CONOVER, LAURA	1,666	138	1,524	4
DRUAN, HOWARD	526	86	439	1
Write-In Totals	43	8	35	0
Not Assigned	43	8	35	0
Total Votes Cast	2,235	232	1,998	5

County Recorder

Vote For 1

	TOTAL	Polls	Early Provisional	S
CÁZARES-KELLY, GABRIELLA	1,635	118	1,514	3
CAMPBELL-GONZALEZ, DOMINIC	1,038	162	872	4
Write-In Totals	3	1	2	0
Not Assigned	3	1	2	0
Total Votes Cast	2,676	281	2,388	7

County Sheriff

Vote For 1

	TOTAL	Polls	Early Provisional	S
NANOS, CHRIS	1,322	90	1,229	3
LAPPIN, HEATHER	1,370	198	1,167	5
Write-In Totals	10	1	9	0
Write-In: Di Genova, Trista	1	0	1	0
Not Assigned	9	1	8	0
Total Votes Cast	2,702	289	2,405	8

County Superintendent of Schools

Vote For 1

	TOTAL	Polls	Early Provisional	S
WILLIAMS, DUSTIN	1,881	166	1,710	5
Write-In Totals	63	13	50	0
Not Assigned	63	13	50	0
Total Votes Cast	1,944	179	1,760	5

Precinct 092

County Treasurer

Vote For 1

	TOTAL	Polls	Early Provisional	S
JOHNSON, BRIAN	1,499	103	1,394	2
ACKERLEY, CHRIS	1,186	173	1,008	5
Write-In Totals	2	0	2	0
Not Assigned	2	0	2	0
Total Votes Cast	2,687	276	2,404	7

Justice of the Peace Precinct 4

Vote For 1

	TOTAL	Polls	Early Provisional	S
PESQUIERA, CHARLENE	1,887	172	1,710	5
Write-In Totals	68	12	56	0
Not Assigned	68	12	56	0
Total Votes Cast	1,955	184	1,766	5

Constable Precinct 4

Vote For 1

	TOTAL	Polls	Early Provisional	S
ETHRIDGE-NIELSEN, TRACY	1,849	163	1,681	5
Write-In Totals	65	13	52	0
Not Assigned	65	13	52	0
Total Votes Cast	1,914	176	1,733	5

KING, KATHRYN H.

Vote For 1

	TOTAL	Polls	Early Provisional	S
Yes / Si	1,132	134	994	4
No	1,171	98	1,072	1
Total Votes Cast	2,303	232	2,066	5

BOLICK, CLINT

Vote For 1

	TOTAL	Polls	Early Provisional	S
Yes / Si	1,106	137	965	4
No	1,179	91	1,087	1
Total Votes Cast	2,285	228	2,052	5

ECKERSTROM, PETER J.

Vote For 1

	TOTAL	Polls	Early Provisional	S
Yes / Si	1,564	131	1,429	4
No	512	84	428	0
Total Votes Cast	2,076	215	1,857	4

Precinct 092

STARING, CHRISTOPHER P.

Vote For 1		TOTAL	Polls	Early Provisional	S
Yes / Si	1,504	142	1,358	4	
No	574	73	501	0	
Total Votes Cast	2,078	215	1,859	4	

GRIFFIN, BRENDEN J.

Vote For 1		TOTAL	Polls	Early Provisional	S
Yes / Si	1,457	135	1,317	5	
No	544	74	470	0	
Total Votes Cast	2,001	209	1,787	5	

LEE, KENNETH

Vote For 1		TOTAL	Polls	Early Provisional	S
Yes / Si	1,464	137	1,322	5	
No	529	72	457	0	
Total Votes Cast	1,993	209	1,779	5	

BRYSON, KYLE A.

Vote For 1		TOTAL	Polls	Early Provisional	S
Yes / Si	1,503	133	1,365	5	
No	492	73	419	0	
Total Votes Cast	1,995	206	1,784	5	

COHEN, GARY J.

Vote For 1		TOTAL	Polls	Early Provisional	S
Yes / Si	1,454	139	1,310	5	
No	534	67	467	0	
Total Votes Cast	1,988	206	1,777	5	

GORDON, RICHARD E.

Vote For 1		TOTAL	Polls	Early Provisional	S
Yes / Si	1,483	132	1,346	5	
No	502	72	430	0	
Total Votes Cast	1,985	204	1,776	5	

Precinct 092

BUTLER, MICHAEL J.

Vote For 1

	TOTAL	Polls	Early Provisional	S
Yes / Si	1,493	138	1,350	5
No	512	69	443	0
Total Votes Cast	2,005	207	1,793	5

YEHLING, WAYNE E.

Vote For 1

	TOTAL	Polls	Early Provisional	S
Yes / Si	1,462	135	1,322	5
No	532	72	460	0
Total Votes Cast	1,994	207	1,782	5

CONSTANT, DANIELLE J.K.

Vote For 1

	TOTAL	Polls	Early Provisional	S
Yes / Si	1,411	136	1,270	5
No	575	67	508	0
Total Votes Cast	1,986	203	1,778	5

METCALF, D. DOUGLAS

Vote For 1

	TOTAL	Polls	Early Provisional	S
Yes / Si	1,486	139	1,342	5
No	515	67	448	0
Total Votes Cast	2,001	206	1,790	5

MCGINLEY, CASEY F.

Vote For 1

	TOTAL	Polls	Early Provisional	S
Yes / Si	1,496	140	1,351	5
No	490	65	425	0
Total Votes Cast	1,986	205	1,776	5

SAKALL, GREG

Vote For 1

	TOTAL	Polls	Early Provisional	S
Yes / Si	1,471	136	1,330	5
No	526	71	455	0
Total Votes Cast	1,997	207	1,785	5

Precinct 092

WAGENER, JOAN L.

Vote For 1

	TOTAL	Polls	Early Provisional	S
Yes / Si	1,461	139	1,317	5
No	520	62	458	0
Total Votes Cast	1,981	201	1,775	5

JOHNSON, KELLIE L.

Vote For 1

	TOTAL	Polls	Early Provisional	S
Yes / Si	1,269	134	1,131	4
No	752	70	681	1
Total Votes Cast	2,021	204	1,812	5

ORTIZ, KIMBERLY H.

Vote For 1

	TOTAL	Polls	Early Provisional	S
Yes / Si	1,487	141	1,341	5
No	510	62	448	0
Total Votes Cast	1,997	203	1,789	5

MCDONALD, SCOTT DAVID

Vote For 1

	TOTAL	Polls	Early Provisional	S
Yes / Si	1,430	138	1,287	5
No	548	67	481	0
Total Votes Cast	1,978	205	1,768	5

ABRAMS, LISA ILKA

Vote For 1

	TOTAL	Polls	Early Provisional	S
Yes / Si	1,466	137	1,324	5
No	527	69	458	0
Total Votes Cast	1,993	206	1,782	5

Governing Board - Tucson Unified School District (TUSD) No. 1

Vote For 3

	TOTAL	Polls	Early Provisional	S
ACOSTA RUIZ, PILAR	810	89	718	3
FLORES, ESTEBAN	683	73	608	2
LUNA ROSE, NATALIE	1,238	100	1,135	3
SHAH, RAVI	1,113	68	1,044	1
SHAW, SADIE	1,174	96	1,076	2
Write-In Totals	36	12	24	0
Not Assigned	36	12	24	0
Total Votes Cast	5,054	438	4,605	11

Precinct 092

Governing Board - Marana Unified School District No. 6

	TOTAL	Polls	Early Provisional	S
ALEXANDER, ROY	14	3	11	0
HOLT, HUNTER D.	8	2	6	0
RAYMOND, CATHIE	11	4	7	0
ROBERTS, MIKAIL	13	3	10	0
WILLARD, DAVID	11	2	9	0
Write-In Totals	0	0	0	0
Not Assigned	0	0	0	0
Total Votes Cast	57	14	43	0

Board of Governors - Pima Community College Dist. 3

	TOTAL	Polls	Early Provisional	S
GARCIA, MARIA DE LA LUZ	759	87	669	3
RANDALL, KRISTEN	1,125	99	1,024	2
Write-In Totals	19	0	19	0
Not Assigned	19	0	19	0
Total Votes Cast	1,903	186	1,712	5

PROPOSITION 133

	TOTAL	Polls	Early Provisional	S
Yes / Si	870	120	748	2
No	1,740	148	1,587	5
Total Votes Cast	2,610	268	2,335	7

PROPOSITION 134

	TOTAL	Polls	Early Provisional	S
Yes / Si	861	106	753	2
No	1,741	158	1,578	5
Total Votes Cast	2,602	264	2,331	7

PROPOSITION 135

	TOTAL	Polls	Early Provisional	S
Yes / Si	988	131	856	1
No	1,593	134	1,453	6
Total Votes Cast	2,581	265	2,309	7

Precinct 092

PROPOSITION 136

Vote For 1				
	TOTAL	Polls	Early Provisional	S
Yes / Si	764	105	657	2
No	1,811	155	1,651	5
Total Votes Cast	2,575	260	2,308	7

PROPOSITION 137

Vote For 1				
	TOTAL	Polls	Early Provisional	S
Yes / Si	479	60	419	0
No	2,099	200	1,892	7
Total Votes Cast	2,578	260	2,311	7

PROPOSITION 138

Vote For 1				
	TOTAL	Polls	Early Provisional	S
Yes / Si	467	64	403	0
No	2,192	214	1,971	7
Total Votes Cast	2,659	278	2,374	7

PROPOSITION 139

Vote For 1				
	TOTAL	Polls	Early Provisional	S
Yes / Si	1,901	162	1,734	5
No	859	130	727	2
Total Votes Cast	2,760	292	2,461	7

PROPOSITION 140

Vote For 1				
	TOTAL	Polls	Early Provisional	S
Yes / Si	1,135	123	1,006	6
No	1,577	152	1,424	1
Total Votes Cast	2,712	275	2,430	7

PROPOSITION 311

Vote For 1				
	TOTAL	Polls	Early Provisional	S
Yes / Si	1,551	204	1,341	6
No	1,181	82	1,098	1
Total Votes Cast	2,732	286	2,439	7

Precinct 092

PROPOSITION 312

Vote For 1	TOTAL	Polls	Early Provisional	S
Yes / Sí	1,401	192	1,203	6
No	1,305	89	1,215	1
Total Votes Cast	2,706	281	2,418	7

PROPOSITION 313

Vote For 1	TOTAL	Polls	Early Provisional	S
Yes / Sí	1,367	180	1,181	6
No	1,236	88	1,147	1
Total Votes Cast	2,603	268	2,328	7

PROPOSITION 314

Vote For 1	TOTAL	Polls	Early Provisional	S
Yes / Sí	1,304	177	1,123	4
No	1,298	88	1,207	3
Total Votes Cast	2,602	265	2,330	7

PROPOSITION 315

Vote For 1	TOTAL	Polls	Early Provisional	S
Yes / Sí	984	123	859	2
No	1,550	127	1,418	5
Total Votes Cast	2,534	250	2,277	7

PROPOSITION 411 - Marana Unified School District No. 6

Vote For 1	TOTAL	Polls	Early Provisional	S
Budget Increase, Yes / Aumento al Presupuesto, Sí	13	3	10	0
Budget Increase, No / Aumento al Presupuesto, No	13	3	10	0
Total Votes Cast	26	6	20	0

Summary Results Report
 General Election
 November 5, 2024

OFFICIAL RESULTS
 Summary of Votes Cast
 County of Pima

Precinct 093

Statistics	TOTAL	Polls	Early Provisional	s
Registered Voters - Total	2,255			
Ballots Cast - Total	1,849	197	1,643	9
Ballots Cast - Blank	19	1	17	1
Voter Turnout - Total	82.00%			

Presidential Electors

Vote For 1	TOTAL	Polls	Early Provisional	s
HARRIS, KAMALA D.	1,346	108	1,231	7
TRUMP, DONALD J.	451	84	366	1
OLIVER, CHASE	9	0	8	1
STEIN, JILL	23	2	21	0
Write-In Totals	10	1	9	0
Write-In: Ayyadurai / Ellis	0	0	0	0
Write-In: Boddie / Stoneham	0	0	0	0
Write-In: De la Cruz / Garcia	3	0	3	0
Write-In: Shelton / Serra	0	0	0	0
Write-In: Skousen / Combs	1	0	1	0
Not Assigned	6	1	5	0
Total Votes Cast	1,839	195	1,635	9

U.S. Senator

Vote For 1	TOTAL	Polls	Early Provisional	s
GALLEGO, RUBEN	1,362	112	1,244	6
LAKE, KARI	389	74	314	1
QUINTANA, EDUARDO	60	9	50	1
Write-In Totals	2	1	1	0
Write-In: Williams, Sarah	0	0	0	0
Write-In: Beckett, Christopher	0	0	0	0
Write-In: Sanders, Steven Cavin	0	0	0	0
Write-In: Bozic, David	0	0	0	0
Write-In: Petty, Shawn	0	0	0	0
Write-In: Rodriguez, Benjamin	0	0	0	0
Write-In: Prosser, Jannie "Jannie"	0	0	0	0
Not Assigned	2	1	1	0
Total Votes Cast	1,813	196	1,609	8

Precinct 093

U.S. Representative in Congress District 6

Vote For 1

	TOTAL	Polls	Early Provisional	s
ENGEL, KIRSTEN	1,305	102	1,199	4
CISCOMANI, JUAN	429	82	345	2
EASTWOOD, ATHENA	58	7	50	1
Write-In Totals	3	1	2	0
Write-In: Pozzolo, Luis	1	1	0	0
Not Assigned	2	0	2	0
Total Votes Cast	1,795	192	1,596	7

State Senator District 18

Vote For 1

	TOTAL	Polls	Early Provisional	s
SUNDARESHAN, PRIYA	1,419	129	1,284	6
Write-In Totals	40	5	35	0
Not Assigned	40	5	35	0
Total Votes Cast	1,459	134	1,319	6

State Representative Dist. 18

Vote For 2

	TOTAL	Polls	Early Provisional	s
GUTIERREZ, NANCY	1,279	102	1,173	4
MATHIS, CHRIS	1,104	71	1,030	3
ROSENBLUM, LEONARD "LEN"	422	78	343	1
Write-In Totals	9	0	9	0
Not Assigned	9	0	9	0
Total Votes Cast	2,814	251	2,555	8

Corporation Commissioner

Vote For 3

	TOTAL	Polls	Early Provisional	s
AGUILAR, YLENIA	1,205	82	1,117	6
HILL, JONATHON	1,147	69	1,073	5
POLACHECK, JOSHUA	1,120	63	1,052	5
LOPEZ, RENE	349	63	286	0
MARQUEZ PETERSON, LEA	351	58	293	0
WALDEN, RACHEL	374	68	306	0
CEASE, MIKE	80	8	72	0
LUXENBERG, NINA	106	10	95	1
Write-In Totals	1	0	1	0
Write-In: Bertone, Frank	0	0	0	0
Not Assigned	1	0	1	0
Total Votes Cast	4,733	421	4,295	17

Precinct 093

Board of Supervisors District 5

Vote For 1

	TOTAL	Polls	Early Provisional	S
GRIJALVA, ADELITA	1,255	100	1,151	4
ROMERO, VAL	436	71	363	2
Write-In Totals	9	1	8	0
Not Assigned	9	1	8	0
Total Votes Cast	1,700	172	1,522	6

County Assessor

Vote For 1

	TOTAL	Polls	Early Provisional	S
DROUBIE, SUZANNE	1,432	133	1,291	8
Write-In Totals	32	4	28	0
Not Assigned	32	4	28	0
Total Votes Cast	1,464	137	1,319	8

County Attorney

Vote For 1

	TOTAL	Polls	Early Provisional	S
CONOVER, LAURA	1,272	111	1,154	7
DRUAN, HOWARD	290	42	247	1
Write-In Totals	20	2	18	0
Not Assigned	20	2	18	0
Total Votes Cast	1,582	155	1,419	8

County Recorder

Vote For 1

	TOTAL	Polls	Early Provisional	S
CÁZARES-KELLY, GABRIELLA	1,314	100	1,207	7
CAMPBELL-GONZALEZ, DOMINIC	411	83	327	1
Write-In Totals	1	0	1	0
Not Assigned	1	0	1	0
Total Votes Cast	1,726	183	1,535	8

County Sheriff

Vote For 1

	TOTAL	Polls	Early Provisional	S
NANOS, CHRIS	1,114	98	1,009	7
LAPPIN, HEATHER	593	88	504	1
Write-In Totals	9	1	8	0
Write-In: Di Genova, Trista	0	0	0	0
Not Assigned	9	1	8	0
Total Votes Cast	1,716	187	1,521	8

Precinct 093

County Superintendent of Schools

Vote For 1

	TOTAL	Polls	Early Provisional	S
WILLIAMS, DUSTIN	1,422	132	1,282	8
Write-In Totals	32	5	27	0
Not Assigned	32	5	27	0
Total Votes Cast	1,454	137	1,309	8

County Treasurer

Vote For 1

	TOTAL	Polls	Early Provisional	S
JOHNSON, BRIAN	1,262	99	1,156	7
ACKERLEY, CHRIS	476	85	390	1
Write-In Totals	1	0	1	0
Not Assigned	1	0	1	0
Total Votes Cast	1,739	184	1,547	8

Constable Precinct 8

Vote For 1

	TOTAL	Polls	Early Provisional	S
TOTH, CHRISTOPHER	1,258	103	1,150	5
LAKE, BILL	461	81	379	1
Write-In Totals	3	0	3	0
Not Assigned	3	0	3	0
Total Votes Cast	1,722	184	1,532	6

KING, KATHRYN H.

Vote For 1

	TOTAL	Polls	Early Provisional	S
Yes / Si	588	95	491	2
No	951	58	889	4
Total Votes Cast	1,539	153	1,380	6

BOLICK, CLINT

Vote For 1

	TOTAL	Polls	Early Provisional	S
Yes / Si	566	87	475	4
No	963	65	896	2
Total Votes Cast	1,529	152	1,371	6

ECKERSTROM, PETER J.

Vote For 1

	TOTAL	Polls	Early Provisional	S
Yes / Si	1,066	99	962	5
No	317	44	272	1
Total Votes Cast	1,383	143	1,234	6

Precinct 093

STARING, CHRISTOPHER P.

Vote For 1

	TOTAL	Polls	Early Provisional	S
Yes / Si	930	98	828	4
No	439	43	394	2
Total Votes Cast	1,369	141	1,222	6

GRIFFIN, BRENDEN J.

Vote For 1

	TOTAL	Polls	Early Provisional	S
Yes / Si	961	96	861	4
No	391	45	344	2
Total Votes Cast	1,352	141	1,205	6

LEE, KENNETH

Vote For 1

	TOTAL	Polls	Early Provisional	S
Yes / Si	987	93	890	4
No	363	48	313	2
Total Votes Cast	1,350	141	1,203	6

BRYSON, KYLE A.

Vote For 1

	TOTAL	Polls	Early Provisional	S
Yes / Si	967	89	874	4
No	379	49	328	2
Total Votes Cast	1,346	138	1,202	6

COHEN, GARY J.

Vote For 1

	TOTAL	Polls	Early Provisional	S
Yes / Si	945	93	848	4
No	385	45	338	2
Total Votes Cast	1,330	138	1,186	6

GORDON, RICHARD E.

Vote For 1

	TOTAL	Polls	Early Provisional	S
Yes / Si	957	94	859	4
No	383	48	333	2
Total Votes Cast	1,340	142	1,192	6

Precinct 093

BUTLER, MICHAEL J.

Vote For 1

	TOTAL	Polls	Early Provisional	S
Yes / Si	987	100	884	3
No	364	44	317	3
Total Votes Cast	1,351	144	1,201	6

YEHLING, WAYNE E.

Vote For 1

	TOTAL	Polls	Early Provisional	S
Yes / Si	966	91	871	4
No	376	49	325	2
Total Votes Cast	1,342	140	1,196	6

CONSTANT, DANIELLE J.K.

Vote For 1

	TOTAL	Polls	Early Provisional	S
Yes / Si	951	97	850	4
No	391	44	346	1
Total Votes Cast	1,342	141	1,196	5

METCALF, D. DOUGLAS

Vote For 1

	TOTAL	Polls	Early Provisional	S
Yes / Si	956	94	858	4
No	388	45	341	2
Total Votes Cast	1,344	139	1,199	6

MCGINLEY, CASEY F.

Vote For 1

	TOTAL	Polls	Early Provisional	S
Yes / Si	987	93	891	3
No	352	47	302	3
Total Votes Cast	1,339	140	1,193	6

SAKALL, GREG

Vote For 1

	TOTAL	Polls	Early Provisional	S
Yes / Si	945	93	848	4
No	401	48	351	2
Total Votes Cast	1,346	141	1,199	6

Precinct 093

WAGENER, JOAN L.

Vote For 1

	TOTAL	Polls	Early Provisional	S
Yes / Si	980	97	878	5
No	358	43	314	1
Total Votes Cast	1,338	140	1,192	6

JOHNSON, KELLIE L.

Vote For 1

	TOTAL	Polls	Early Provisional	S
Yes / Si	748	91	654	3
No	620	52	565	3
Total Votes Cast	1,368	143	1,219	6

ORTIZ, KIMBERLY H.

Vote For 1

	TOTAL	Polls	Early Provisional	S
Yes / Si	988	104	879	5
No	349	38	310	1
Total Votes Cast	1,337	142	1,189	6

MCDONALD, SCOTT DAVID

Vote For 1

	TOTAL	Polls	Early Provisional	S
Yes / Si	909	98	807	4
No	424	43	379	2
Total Votes Cast	1,333	141	1,186	6

ABRAMS, LISA ILKA

Vote For 1

	TOTAL	Polls	Early Provisional	S
Yes / Si	987	100	883	4
No	356	42	312	2
Total Votes Cast	1,343	142	1,195	6

Governing Board - Tucson Unified School District (TUSD) No. 1

Vote For 3

	TOTAL	Polls	Early Provisional	S
ACOSTA RUIZ, PILAR	545	59	482	4
FLORES, ESTEBAN	391	55	335	1
LUNA ROSE, NATALIE	957	72	885	0
SHAH, RAVI	788	58	730	0
SHAW, SADIE	956	73	882	1
Write-In Totals	19	2	17	0
Not Assigned	19	2	17	0
Total Votes Cast	3,656	319	3,331	6

Precinct 093

Board of Governors - Pima Community College Dist. 5

Vote For 1

	TOTAL	Polls	Early Provisional	S
GONZALES, LUIS LOPEZ	395	49	344	2
MORALES, KARLA	908	83	823	2
Write-In Totals	8	3	5	0
Not Assigned	8	3	5	0
Total Votes Cast	1,311	135	1,172	4

PROPOSITION 133

Vote For 1

	TOTAL	Polls	Early Provisional	S
Yes / Si	399	71	325	3
No	1,251	107	1,139	5
Total Votes Cast	1,650	178	1,464	8

PROPOSITION 134

Vote For 1

	TOTAL	Polls	Early Provisional	S
Yes / Si	365	69	293	3
No	1,295	113	1,177	5
Total Votes Cast	1,660	182	1,470	8

PROPOSITION 135

Vote For 1

	TOTAL	Polls	Early Provisional	S
Yes / Si	461	81	377	3
No	1,164	95	1,064	5
Total Votes Cast	1,625	176	1,441	8

PROPOSITION 136

Vote For 1

	TOTAL	Polls	Early Provisional	S
Yes / Si	324	67	253	4
No	1,296	105	1,187	4
Total Votes Cast	1,620	172	1,440	8

PROPOSITION 137

Vote For 1

	TOTAL	Polls	Early Provisional	S
Yes / Si	196	48	146	2
No	1,428	130	1,292	6
Total Votes Cast	1,624	178	1,438	8

Precinct 093

PROPOSITION 138

Vote For 1

	TOTAL	Polls	Early Provisional	S
Yes / Si	219	34	183	2
No	1,465	149	1,310	6
Total Votes Cast	1,684	183	1,493	8

PROPOSITION 139

Vote For 1

	TOTAL	Polls	Early Provisional	S
Yes / Si	1,466	135	1,323	8
No	321	58	263	0
Total Votes Cast	1,787	193	1,586	8

PROPOSITION 140

Vote For 1

	TOTAL	Polls	Early Provisional	S
Yes / Si	787	96	686	5
No	950	89	858	3
Total Votes Cast	1,737	185	1,544	8

PROPOSITION 311

Vote For 1

	TOTAL	Polls	Early Provisional	S
Yes / Si	806	123	679	4
No	934	66	864	4
Total Votes Cast	1,740	189	1,543	8

PROPOSITION 312

Vote For 1

	TOTAL	Polls	Early Provisional	S
Yes / Si	682	114	564	4
No	1,040	68	968	4
Total Votes Cast	1,722	182	1,532	8

PROPOSITION 313

Vote For 1

	TOTAL	Polls	Early Provisional	S
Yes / Si	701	109	589	3
No	958	70	884	4
Total Votes Cast	1,659	179	1,473	7

Precinct 093

PROPOSITION 314

Vote For 1

	TOTAL	Polls	Early Provisional	S
Yes / Si	600	101	497	2
No	1,062	78	979	5
Total Votes Cast	1,662	179	1,476	7

PROPOSITION 315

Vote For 1

	TOTAL	Polls	Early Provisional	S
Yes / Si	455	75	379	1
No	1,148	94	1,048	6
Total Votes Cast	1,603	169	1,427	7

Summary Results Report
 General Election
 November 5, 2024

OFFICIAL RESULTS
 Summary of Votes Cast
 County of Pima

Precinct 094

Statistics	TOTAL	Polls	Early Provisional	s
Registered Voters - Total	2,203			
Ballots Cast - Total	1,759	193	1,558	8
Ballots Cast - Blank	26	13	13	0
Voter Turnout - Total	79.85%			

Presidential Electors

Vote For 1	TOTAL	Polls	Early Provisional	s
HARRIS, KAMALA D.	1,314	103	1,209	2
TRUMP, DONALD J.	398	84	308	6
OLIVER, CHASE	2	0	2	0
STEIN, JILL	16	2	14	0
Write-In Totals	12	1	11	0
Write-In: Ayyadurai / Ellis	0	0	0	0
Write-In: Boddie / Stoneham	0	0	0	0
Write-In: De la Cruz / Garcia	3	0	3	0
Write-In: Shelton / Serra	0	0	0	0
Write-In: Skousen / Combs	0	0	0	0
Not Assigned	9	1	8	0
Total Votes Cast	1,742	190	1,544	8

U.S. Senator

Vote For 1	TOTAL	Polls	Early Provisional	s
GALLEGO, RUBEN	1,323	106	1,214	3
LAKE, KARI	338	71	262	5
QUINTANA, EDUARDO	52	5	47	0
Write-In Totals	8	0	8	0
Write-In: Williams, Sarah	0	0	0	0
Write-In: Beckett, Christopher	2	0	2	0
Write-In: Sanders, Steven Cavin	0	0	0	0
Write-In: Bozic, David	0	0	0	0
Write-In: Petty, Shawn	0	0	0	0
Write-In: Rodriguez, Benjamin	0	0	0	0
Write-In: Prosser, Jannie "Jannie"	0	0	0	0
Not Assigned	6	0	6	0
Total Votes Cast	1,721	182	1,531	8

Summary Results Report
 General Election
 November 5, 2024

OFFICIAL RESULTS
 Summary of Votes Cast
 County of Pima

Precinct 094

U.S. Representative in Congress District 6

Vote For 1

	TOTAL	Polls	Early Provisional	s
ENGEL, KIRSTEN	1,272	96	1,176	0
CISCOMANI, JUAN	390	80	303	7
EASTWOOD, ATHENA	50	6	44	0
Write-In Totals	5	1	4	0
Write-In: Pozzolo, Luis	0	0	0	0
Not Assigned	5	1	4	0
Total Votes Cast	1,717	183	1,527	7

State Senator District 18

Vote For 1

	TOTAL	Polls	Early Provisional	s
SUNDARESHAN, PRIYA	1,372	113	1,258	1
Write-In Totals	29	8	20	1
Not Assigned	29	8	20	1
Total Votes Cast	1,401	121	1,278	2

State Representative Dist. 18

Vote For 2

	TOTAL	Polls	Early Provisional	s
GUTIERREZ, NANCY	1,187	78	1,108	1
MATHIS, CHRIS	1,085	58	1,027	0
ROSENBLUM, LEONARD "LEN"	392	77	312	3
Write-In Totals	13	0	13	0
Not Assigned	13	0	13	0
Total Votes Cast	2,677	213	2,460	4

Corporation Commissioner

Vote For 3

	TOTAL	Polls	Early Provisional	s
AGUILAR, YLENIA	1,159	70	1,088	1
HILL, JONATHON	1,093	56	1,036	1
POLACHECK, JOSHUA	1,098	61	1,037	0
LOPEZ, RENE	324	54	267	3
MARQUEZ PETERSON, LEA	308	42	265	1
WALDEN, RACHEL	338	57	278	3
CEASE, MIKE	73	11	62	0
LUXENBERG, NINA	84	5	79	0
Write-In Totals	5	1	4	0
Write-In: Bertone, Frank	0	0	0	0
Not Assigned	5	1	4	0
Total Votes Cast	4,482	357	4,116	9

Precinct 094

Board of Supervisors District 5

Vote For 1

	TOTAL	Polls	Early Provisional	S
GRIJALVA, ADELITA	1,230	93	1,136	1
ROMERO, VAL	374	62	310	2
Write-In Totals	12	3	9	0
Not Assigned	12	3	9	0
Total Votes Cast	1,616	158	1,455	3

County Assessor

Vote For 1

	TOTAL	Polls	Early Provisional	S
DROUBIE, SUZANNE	1,362	111	1,249	2
Write-In Totals	26	10	15	1
Not Assigned	26	10	15	1
Total Votes Cast	1,388	121	1,264	3

County Attorney

Vote For 1

	TOTAL	Polls	Early Provisional	S
CONOVER, LAURA	1,230	95	1,133	2
DRUAN, HOWARD	260	38	221	1
Write-In Totals	19	6	12	1
Not Assigned	19	6	12	1
Total Votes Cast	1,509	139	1,366	4

County Recorder

Vote For 1

	TOTAL	Polls	Early Provisional	S
CÁZARES-KELLY, GABRIELLA	1,283	98	1,182	3
CAMPBELL-GONZALEZ, DOMINIC	356	72	279	5
Write-In Totals	1	0	1	0
Not Assigned	1	0	1	0
Total Votes Cast	1,640	170	1,462	8

County Sheriff

Vote For 1

	TOTAL	Polls	Early Provisional	S
NANOS, CHRIS	1,006	87	917	2
LAPPIN, HEATHER	606	86	514	6
Write-In Totals	8	0	8	0
Write-In: Di Genova, Trista	0	0	0	0
Not Assigned	8	0	8	0
Total Votes Cast	1,620	173	1,439	8

Precinct 094

County Superintendent of Schools

Vote For 1

	TOTAL	Polls	Early Provisional	S
WILLIAMS, DUSTIN	1,365	119	1,244	2
Write-In Totals	25	8	16	1
Not Assigned	25	8	16	1
Total Votes Cast	1,390	127	1,260	3

County Treasurer

Vote For 1

	TOTAL	Polls	Early Provisional	S
JOHNSON, BRIAN	1,208	93	1,113	2
ACKERLEY, CHRIS	444	75	364	5
Write-In Totals	3	0	3	0
Not Assigned	3	0	3	0
Total Votes Cast	1,655	168	1,480	7

Constable Precinct 8

Vote For 1

	TOTAL	Polls	Early Provisional	S
TOTH, CHRISTOPHER	1,213	97	1,115	1
LAKE, BILL	411	71	337	3
Write-In Totals	5	0	5	0
Not Assigned	5	0	5	0
Total Votes Cast	1,629	168	1,457	4

KING, KATHRYN H.

Vote For 1

	TOTAL	Polls	Early Provisional	S
Yes / Si	539	71	464	4
No	905	57	847	1
Total Votes Cast	1,444	128	1,311	5

BOLICK, CLINT

Vote For 1

	TOTAL	Polls	Early Provisional	S
Yes / Si	498	64	431	3
No	934	62	869	3
Total Votes Cast	1,432	126	1,300	6

ECKERSTROM, PETER J.

Vote For 1

	TOTAL	Polls	Early Provisional	S
Yes / Si	1,018	71	944	3
No	288	51	234	3
Total Votes Cast	1,306	122	1,178	6

Precinct 094

STARING, CHRISTOPHER P.

Vote For 1		TOTAL	Polls	Early Provisional	S
Yes / Si	885	73	808	4	
No	392	47	343	2	
Total Votes Cast	1,277	120	1,151	6	

GRIFFIN, BRENDEN J.

Vote For 1		TOTAL	Polls	Early Provisional	S
Yes / Si	942	76	864	2	
No	336	48	286	2	
Total Votes Cast	1,278	124	1,150	4	

LEE, KENNETH

Vote For 1		TOTAL	Polls	Early Provisional	S
Yes / Si	946	68	876	2	
No	323	50	271	2	
Total Votes Cast	1,269	118	1,147	4	

BRYSON, KYLE A.

Vote For 1		TOTAL	Polls	Early Provisional	S
Yes / Si	944	70	873	1	
No	313	46	264	3	
Total Votes Cast	1,257	116	1,137	4	

COHEN, GARY J.

Vote For 1		TOTAL	Polls	Early Provisional	S
Yes / Si	920	68	850	2	
No	332	47	283	2	
Total Votes Cast	1,252	115	1,133	4	

GORDON, RICHARD E.

Vote For 1		TOTAL	Polls	Early Provisional	S
Yes / Si	948	70	876	2	
No	319	49	268	2	
Total Votes Cast	1,267	119	1,144	4	

Precinct 094

BUTLER, MICHAEL J.

Vote For 1

	TOTAL	Polls	Early Provisional	S
Yes / Si	960	73	885	2
No	306	43	261	2
Total Votes Cast	1,266	116	1,146	4

YEHLING, WAYNE E.

Vote For 1

	TOTAL	Polls	Early Provisional	S
Yes / Si	928	67	860	1
No	341	53	285	3
Total Votes Cast	1,269	120	1,145	4

CONSTANT, DANIELLE J.K.

Vote For 1

	TOTAL	Polls	Early Provisional	S
Yes / Si	901	71	828	2
No	360	46	312	2
Total Votes Cast	1,261	117	1,140	4

METCALF, D. DOUGLAS

Vote For 1

	TOTAL	Polls	Early Provisional	S
Yes / Si	944	70	872	2
No	318	46	270	2
Total Votes Cast	1,262	116	1,142	4

MCGINLEY, CASEY F.

Vote For 1

	TOTAL	Polls	Early Provisional	S
Yes / Si	955	70	883	2
No	312	44	266	2
Total Votes Cast	1,267	114	1,149	4

SAKALL, GREG

Vote For 1

	TOTAL	Polls	Early Provisional	S
Yes / Si	907	69	836	2
No	361	48	311	2
Total Votes Cast	1,268	117	1,147	4

Precinct 094

WAGENER, JOAN L.

Vote For 1

	TOTAL	Polls	Early Provisional	S
Yes / Si	941	67	872	2
No	318	50	266	2
Total Votes Cast	1,259	117	1,138	4

JOHNSON, KELLIE L.

Vote For 1

	TOTAL	Polls	Early Provisional	S
Yes / Si	699	60	637	2
No	593	55	536	2
Total Votes Cast	1,292	115	1,173	4

ORTIZ, KIMBERLY H.

Vote For 1

	TOTAL	Polls	Early Provisional	S
Yes / Si	943	70	871	2
No	317	47	268	2
Total Votes Cast	1,260	117	1,139	4

MCDONALD, SCOTT DAVID

Vote For 1

	TOTAL	Polls	Early Provisional	S
Yes / Si	871	69	800	2
No	395	49	344	2
Total Votes Cast	1,266	118	1,144	4

ABRAMS, LISA ILKA

Vote For 1

	TOTAL	Polls	Early Provisional	S
Yes / Si	977	78	897	2
No	289	39	248	2
Total Votes Cast	1,266	117	1,145	4

Governing Board - Tucson Unified School District (TUSD) No. 1

Vote For 3

	TOTAL	Polls	Early Provisional	S
ACOSTA RUIZ, PILAR	524	54	467	3
FLORES, ESTEBAN	329	41	287	1
LUNA ROSE, NATALIE	1,021	65	955	1
SHAH, RAVI	834	46	788	0
SHAW, SADIE	858	53	804	1
Write-In Totals	24	6	18	0
Not Assigned	24	6	18	0
Total Votes Cast	3,590	265	3,319	6

Precinct 094

Board of Governors - Pima Community College Dist. 5

Vote For 1

	TOTAL	Polls	Early Provisional	S
GONZALES, LUIS LOPEZ	480	51	425	4
MORALES, KARLA	768	67	701	0
Write-In Totals	12	2	10	0
Not Assigned	12	2	10	0
Total Votes Cast	1,260	120	1,136	4

PROPOSITION 133

Vote For 1

	TOTAL	Polls	Early Provisional	S
Yes / Si	343	56	283	4
No	1,252	101	1,147	4
Total Votes Cast	1,595	157	1,430	8

PROPOSITION 134

Vote For 1

	TOTAL	Polls	Early Provisional	S
Yes / Si	317	57	258	2
No	1,272	100	1,167	5
Total Votes Cast	1,589	157	1,425	7

PROPOSITION 135

Vote For 1

	TOTAL	Polls	Early Provisional	S
Yes / Si	391	69	318	4
No	1,182	91	1,087	4
Total Votes Cast	1,573	160	1,405	8

PROPOSITION 136

Vote For 1

	TOTAL	Polls	Early Provisional	S
Yes / Si	266	51	213	2
No	1,302	105	1,193	4
Total Votes Cast	1,568	156	1,406	6

PROPOSITION 137

Vote For 1

	TOTAL	Polls	Early Provisional	S
Yes / Si	183	41	140	2
No	1,379	114	1,259	6
Total Votes Cast	1,562	155	1,399	8

Precinct 094

PROPOSITION 138

Vote For 1

	TOTAL	Polls	Early Provisional	S
Yes / Si	201	34	167	0
No	1,416	126	1,282	8
Total Votes Cast	1,617	160	1,449	8

PROPOSITION 139

Vote For 1

	TOTAL	Polls	Early Provisional	S
Yes / Si	1,416	122	1,288	6
No	278	57	219	2
Total Votes Cast	1,694	179	1,507	8

PROPOSITION 140

Vote For 1

	TOTAL	Polls	Early Provisional	S
Yes / Si	767	76	686	5
No	881	86	792	3
Total Votes Cast	1,648	162	1,478	8

PROPOSITION 311

Vote For 1

	TOTAL	Polls	Early Provisional	S
Yes / Si	693	93	595	5
No	962	72	887	3
Total Votes Cast	1,655	165	1,482	8

PROPOSITION 312

Vote For 1

	TOTAL	Polls	Early Provisional	S
Yes / Si	619	103	509	7
No	1,023	61	961	1
Total Votes Cast	1,642	164	1,470	8

PROPOSITION 313

Vote For 1

	TOTAL	Polls	Early Provisional	S
Yes / Si	644	107	531	6
No	932	51	879	2
Total Votes Cast	1,576	158	1,410	8

Precinct 094

PROPOSITION 314

Vote For 1

	TOTAL	Polls	Early Provisional	S
Yes / Si	507	81	419	7
No	1,069	70	998	1
Total Votes Cast	1,576	151	1,417	8

PROPOSITION 315

Vote For 1

	TOTAL	Polls	Early Provisional	S
Yes / Si	393	61	330	2
No	1,145	85	1,054	6
Total Votes Cast	1,538	146	1,384	8

Summary Results Report
 General Election
 November 5, 2024

OFFICIAL RESULTS
 Summary of Votes Cast
 County of Pima

Precinct 095

Statistics	TOTAL	Polls	Early Provisional	s
Registered Voters - Total	1,468			
Ballots Cast - Total	1,237	196	1,029	12
Ballots Cast - Blank	16	5	10	1
Voter Turnout - Total	84.26%			

Presidential Electors

Vote For 1	TOTAL	Polls	Early Provisional	s
HARRIS, KAMALA D.	554	73	477	4
TRUMP, DONALD J.	652	114	530	8
OLIVER, CHASE	12	3	9	0
STEIN, JILL	7	3	4	0
Write-In Totals	2	0	2	0
Write-In: Ayyadurai / Ellis	0	0	0	0
Write-In: Boddie / Stoneham	0	0	0	0
Write-In: De la Cruz / Garcia	0	0	0	0
Write-In: Shelton / Serra	0	0	0	0
Write-In: Skousen / Combs	0	0	0	0
Not Assigned	2	0	2	0
Total Votes Cast	1,227	193	1,022	12

U.S. Senator

Vote For 1	TOTAL	Polls	Early Provisional	s
GALLEGO, RUBEN	581	68	508	5
LAKE, KARI	601	112	482	7
QUINTANA, EDUARDO	32	11	21	0
Write-In Totals	0	0	0	0
Write-In: Williams, Sarah	0	0	0	0
Write-In: Beckett, Christopher	0	0	0	0
Write-In: Sanders, Steven Cavin	0	0	0	0
Write-In: Bozic, David	0	0	0	0
Write-In: Petty, Shawn	0	0	0	0
Write-In: Rodriguez, Benjamin	0	0	0	0
Write-In: Prosser, Jannie "Jannie"	0	0	0	0
Not Assigned	0	0	0	0
Total Votes Cast	1,214	191	1,011	12

Precinct 095

U.S. Representative in Congress District 6

Vote For 1

	TOTAL	Polls	Early Provisional	S
ENGEL, KIRSTEN	510	60	446	4
CISCOMANI, JUAN	650	113	529	8
EASTWOOD, ATHENA	39	13	26	0
Write-In Totals	1	0	1	0
Write-In: Pozzolo, Luis	0	0	0	0
Not Assigned	1	0	1	0
Total Votes Cast	1,200	186	1,002	12

State Senator District 17

Vote For 1

	TOTAL	Polls	Early Provisional	S
MCLEAN, JOHN	554	74	476	4
LEACH, VENDEN "VINCE"	624	109	508	7
Write-In Totals	5	0	4	1
Not Assigned	5	0	4	1
Total Votes Cast	1,183	183	988	12

State Representative Dist. 17

Vote For 2

	TOTAL	Polls	Early Provisional	S
VOLK, KEVIN	549	75	470	4
JONES, RACHEL	519	78	438	3
MCGARR, CORY	568	95	466	7
Write-In Totals	6	1	5	0
Not Assigned	6	1	5	0
Total Votes Cast	1,642	249	1,379	14

Corporation Commissioner

Vote For 3

	TOTAL	Polls	Early Provisional	S
AGUILAR, YLENIA	450	53	394	3
HILL, JONATHON	456	56	398	2
POLACHECK, JOSHUA	426	51	374	1
LOPEZ, RENE	558	80	472	6
MARQUEZ PETERSON, LEA	529	73	452	4
WALDEN, RACHEL	588	93	489	6
CEASE, MIKE	42	12	30	0
LUXENBERG, NINA	56	8	47	1
Write-In Totals	1	0	1	0
Write-In: Bertone, Frank	0	0	0	0
Not Assigned	1	0	1	0
Total Votes Cast	3,106	426	2,657	23

Precinct 095

Board of Supervisors District 4

Vote For 1

	TOTAL	Polls	Early Provisional	S
BECHTOL, VANESSA	495	63	428	4
CHRISTY, STEPHEN W. "STEVE"	660	114	539	7
Write-In Totals	3	0	3	0
Not Assigned	3	0	3	0
Total Votes Cast	1,158	177	970	11

County Assessor

Vote For 1

	TOTAL	Polls	Early Provisional	S
DROUBIE, SUZANNE	774	119	650	5
Write-In Totals	48	11	35	2
Not Assigned	48	11	35	2
Total Votes Cast	822	130	685	7

County Attorney

Vote For 1

	TOTAL	Polls	Early Provisional	S
CONOVER, LAURA	599	81	514	4
DRUAN, HOWARD	326	66	257	3
Write-In Totals	33	5	27	1
Not Assigned	33	5	27	1
Total Votes Cast	958	152	798	8

County Recorder

Vote For 1

	TOTAL	Polls	Early Provisional	S
CÁZARES-KELLY, GABRIELLA	544	69	472	3
CAMPBELL-GONZALEZ, DOMINIC	588	105	476	7
Write-In Totals	2	0	2	0
Not Assigned	2	0	2	0
Total Votes Cast	1,134	174	950	10

County Sheriff

Vote For 1

	TOTAL	Polls	Early Provisional	S
NANOS, CHRIS	470	63	402	5
LAPPIN, HEATHER	700	120	574	6
Write-In Totals	1	0	1	0
Write-In: Di Genova, Trista	0	0	0	0
Not Assigned	1	0	1	0
Total Votes Cast	1,171	183	977	11

Precinct 095

County Superintendent of Schools

Vote For 1

	TOTAL	Polls	Early Provisional	S
WILLIAMS, DUSTIN	763	114	644	5
Write-In Totals	45	10	34	1
Not Assigned	45	10	34	1
Total Votes Cast	808	124	678	6

County Treasurer

Vote For 1

	TOTAL	Polls	Early Provisional	S
JOHNSON, BRIAN	462	62	397	3
ACKERLEY, CHRIS	674	113	555	6
Write-In Totals	2	0	2	0
Not Assigned	2	0	2	0
Total Votes Cast	1,138	175	954	9

Justice of the Peace Precinct 2

Vote For 1

	TOTAL	Polls	Early Provisional	S
CORNEJO, ERICA	762	117	640	5
Write-In Totals	43	9	33	1
Not Assigned	43	9	33	1
Total Votes Cast	805	126	673	6

KING, KATHRYN H.

Vote For 1

	TOTAL	Polls	Early Provisional	S
Yes / Si	590	109	475	6
No	374	40	331	3
Total Votes Cast	964	149	806	9

BOLICK, CLINT

Vote For 1

	TOTAL	Polls	Early Provisional	S
Yes / Si	555	96	455	4
No	389	46	339	4
Total Votes Cast	944	142	794	8

ECKERSTROM, PETER J.

Vote For 1

	TOTAL	Polls	Early Provisional	S
Yes / Si	678	102	572	4
No	231	42	186	3
Total Votes Cast	909	144	758	7

Precinct 095

STARING, CHRISTOPHER P.

Vote For 1

	TOTAL	Polls	Early Provisional	S
Yes / Si	672	104	565	3
No	224	37	184	3
Total Votes Cast	896	141	749	6

GRIFFIN, BRENDEN J.

Vote For 1

	TOTAL	Polls	Early Provisional	S
Yes / Si	678	103	571	4
No	224	38	183	3
Total Votes Cast	902	141	754	7

LEE, KENNETH

Vote For 1

	TOTAL	Polls	Early Provisional	S
Yes / Si	657	104	550	3
No	242	38	200	4
Total Votes Cast	899	142	750	7

BRYSON, KYLE A.

Vote For 1

	TOTAL	Polls	Early Provisional	S
Yes / Si	657	102	551	4
No	232	37	192	3
Total Votes Cast	889	139	743	7

COHEN, GARY J.

Vote For 1

	TOTAL	Polls	Early Provisional	S
Yes / Si	645	96	547	2
No	242	42	196	4
Total Votes Cast	887	138	743	6

GORDON, RICHARD E.

Vote For 1

	TOTAL	Polls	Early Provisional	S
Yes / Si	658	100	554	4
No	227	40	184	3
Total Votes Cast	885	140	738	7

Precinct 095

BUTLER, MICHAEL J.

Vote For 1

	TOTAL	Polls	Early Provisional	S
Yes / Si	670	101	565	4
No	220	36	181	3
Total Votes Cast	890	137	746	7

YEHLING, WAYNE E.

Vote For 1

	TOTAL	Polls	Early Provisional	S
Yes / Si	660	102	554	4
No	228	37	188	3
Total Votes Cast	888	139	742	7

CONSTANT, DANIELLE J.K.

Vote For 1

	TOTAL	Polls	Early Provisional	S
Yes / Si	646	96	546	4
No	245	43	199	3
Total Votes Cast	891	139	745	7

METCALF, D. DOUGLAS

Vote For 1

	TOTAL	Polls	Early Provisional	S
Yes / Si	655	104	548	3
No	231	35	193	3
Total Votes Cast	886	139	741	6

MCGINLEY, CASEY F.

Vote For 1

	TOTAL	Polls	Early Provisional	S
Yes / Si	661	97	559	5
No	226	40	184	2
Total Votes Cast	887	137	743	7

SAKALL, GREG

Vote For 1

	TOTAL	Polls	Early Provisional	S
Yes / Si	660	99	558	3
No	237	37	196	4
Total Votes Cast	897	136	754	7

Precinct 095

WAGENER, JOAN L.

Vote For 1

	TOTAL	Polls	Early Provisional	S
Yes / Si	663	99	560	4
No	230	39	188	3
Total Votes Cast	893	138	748	7

JOHNSON, KELLIE L.

Vote For 1

	TOTAL	Polls	Early Provisional	S
Yes / Si	605	95	507	3
No	295	45	246	4
Total Votes Cast	900	140	753	7

ORTIZ, KIMBERLY H.

Vote For 1

	TOTAL	Polls	Early Provisional	S
Yes / Si	666	100	562	4
No	221	37	181	3
Total Votes Cast	887	137	743	7

MCDONALD, SCOTT DAVID

Vote For 1

	TOTAL	Polls	Early Provisional	S
Yes / Si	653	100	550	3
No	236	37	195	4
Total Votes Cast	889	137	745	7

ABRAMS, LISA ILKA

Vote For 1

	TOTAL	Polls	Early Provisional	S
Yes / Si	677	100	573	4
No	213	38	172	3
Total Votes Cast	890	138	745	7

Governing Board - Vail Unified School District No. 20

Vote For 3

	TOTAL	Polls	Early Provisional	S
KING, CHRISTOPHER	595	79	513	3
MOORE, LAURA	398	62	333	3
MOTHERSHED, JOHN	219	30	188	1
PRATT, ALLISON	622	78	540	4
TIPPETT, CALLIE BASHAM	534	54	477	3
Write-In Totals	24	4	20	0
Not Assigned	24	4	20	0
Total Votes Cast	2,392	307	2,071	14

Precinct 095

PROPOSITION 133

Vote For 1				
	TOTAL	Polls	Early Provisional	S
Yes / Si	445	74	367	4
No	651	92	554	5
Total Votes Cast	1,096	166	921	9

PROPOSITION 134

Vote For 1				
	TOTAL	Polls	Early Provisional	S
Yes / Si	471	73	392	6
No	630	97	530	3
Total Votes Cast	1,101	170	922	9

PROPOSITION 135

Vote For 1				
	TOTAL	Polls	Early Provisional	S
Yes / Si	498	84	409	5
No	586	81	501	4
Total Votes Cast	1,084	165	910	9

PROPOSITION 136

Vote For 1				
	TOTAL	Polls	Early Provisional	S
Yes / Si	385	67	313	5
No	691	97	590	4
Total Votes Cast	1,076	164	903	9

PROPOSITION 137

Vote For 1				
	TOTAL	Polls	Early Provisional	S
Yes / Si	254	39	213	2
No	827	128	691	8
Total Votes Cast	1,081	167	904	10

PROPOSITION 138

Vote For 1				
	TOTAL	Polls	Early Provisional	S
Yes / Si	286	44	238	4
No	835	127	702	6
Total Votes Cast	1,121	171	940	10

Precinct 095

PROPOSITION 139

Vote For 1

	TOTAL	Polls	Early Provisional	s
Yes / Si	737	111	620	6
No	455	77	373	5
Total Votes Cast	1,192	188	993	11

PROPOSITION 140

Vote For 1

	TOTAL	Polls	Early Provisional	s
Yes / Si	551	109	435	7
No	606	72	532	2
Total Votes Cast	1,157	181	967	9

PROPOSITION 311

Vote For 1

	TOTAL	Polls	Early Provisional	s
Yes / Si	825	136	679	10
No	336	43	292	1
Total Votes Cast	1,161	179	971	11

PROPOSITION 312

Vote For 1

	TOTAL	Polls	Early Provisional	s
Yes / Si	716	125	583	8
No	428	50	375	3
Total Votes Cast	1,144	175	958	11

PROPOSITION 313

Vote For 1

	TOTAL	Polls	Early Provisional	s
Yes / Si	750	130	614	6
No	378	42	332	4
Total Votes Cast	1,128	172	946	10

PROPOSITION 314

Vote For 1

	TOTAL	Polls	Early Provisional	s
Yes / Si	739	113	618	8
No	381	58	321	2
Total Votes Cast	1,120	171	939	10

Precinct 095

PROPOSITION 315

Vote For 1

	TOTAL	Polls	Early Provisional	S
Yes / Si	504	81	417	6
No	573	80	491	2
Total Votes Cast	1,077	161	908	8

Summary Results Report
 General Election
 November 5, 2024

OFFICIAL RESULTS
 Summary of Votes Cast
 County of Pima

Precinct 096

Statistics	TOTAL	Polls	Early Provisional	s
Registered Voters - Total	2,461			
Ballots Cast - Total	2,118	180	1,926	12
Ballots Cast - Blank	18	7	10	1
Voter Turnout - Total	86.06%			

Presidential Electors

Vote For 1	TOTAL	Polls	Early Provisional	s
HARRIS, KAMALA D.	1,593	88	1,498	7
TRUMP, DONALD J.	490	87	399	4
OLIVER, CHASE	7	1	6	0
STEIN, JILL	8	2	6	0
Write-In Totals	8	0	7	1
Write-In: Ayyadurai / Ellis	0	0	0	0
Write-In: Boddie / Stoneham	0	0	0	0
Write-In: De la Cruz / Garcia	2	0	2	0
Write-In: Shelton / Serra	0	0	0	0
Write-In: Skousen / Combs	0	0	0	0
Not Assigned	6	0	5	1
Total Votes Cast	2,106	178	1,916	12

U.S. Senator

Vote For 1	TOTAL	Polls	Early Provisional	s
GALLEGO, RUBEN	1,604	92	1,506	6
LAKE, KARI	420	76	340	4
QUINTANA, EDUARDO	55	8	46	1
Write-In Totals	3	0	3	0
Write-In: Williams, Sarah	0	0	0	0
Write-In: Beckett, Christopher	0	0	0	0
Write-In: Sanders, Steven Cavin	0	0	0	0
Write-In: Bozic, David	0	0	0	0
Write-In: Petty, Shawn	0	0	0	0
Write-In: Rodriguez, Benjamin	0	0	0	0
Write-In: Prosser, Jannie "Jannie"	0	0	0	0
Not Assigned	3	0	3	0
Total Votes Cast	2,082	176	1,895	11

U.S. Representative in Congress District 7

Vote For 1	TOTAL	Polls	Early Provisional	s
GRIJALVA, RAÚL M.	1,552	88	1,461	3
BUTIEREZ SR., DANIEL FRANCIS	487	84	398	5
Write-In Totals	5	1	4	0
Not Assigned	5	1	4	0
Total Votes Cast	2,044	173	1,863	8

Summary Results Report
 General Election
 November 5, 2024

OFFICIAL RESULTS
 Summary of Votes Cast
 County of Pima

Precinct 096

State Senator District 21

Vote For 1

	TOTAL	Polls	Early Provisional	s
GABALDÓN, ROSANNA	1,657	109	1,542	6
Write-In Totals	37	10	27	0
Not Assigned	37	10	27	0
Total Votes Cast	1,694	119	1,569	6

State Representative Dist. 21

Vote For 2

	TOTAL	Polls	Early Provisional	s
HERNANDEZ, CONSUELO	1,423	72	1,348	3
STAHL HAMILTON, STEPHANIE	1,392	70	1,318	4
KIBBEY, CHRISTOPHER	473	83	388	2
Write-In Totals	12	1	11	0
Not Assigned	12	1	11	0
Total Votes Cast	3,300	226	3,065	9

Corporation Commissioner

Vote For 3

	TOTAL	Polls	Early Provisional	s
AGUILAR, YLENIA	1,424	72	1,348	4
HILL, JONATHON	1,374	65	1,304	5
POLACHECK, JOSHUA	1,353	57	1,293	3
LOPEZ, RENE	413	56	353	4
MARQUEZ PETERSON, LEA	443	60	380	3
WALDEN, RACHEL	425	56	366	3
CEASE, MIKE	75	11	63	1
LUXENBERG, NINA	94	10	84	0
Write-In Totals	8	0	8	0
Write-In: Bertone, Frank	0	0	0	0
Not Assigned	8	0	8	0
Total Votes Cast	5,609	387	5,199	23

Board of Supervisors District 2

Vote For 1

	TOTAL	Polls	Early Provisional	s
HEINZ, MATT	1,544	83	1,455	6
BACKER, JOHN	474	83	388	3
Write-In Totals	2	0	2	0
Not Assigned	2	0	2	0
Total Votes Cast	2,020	166	1,845	9

Summary Results Report
 General Election
 November 5, 2024

OFFICIAL RESULTS
 Summary of Votes Cast
 County of Pima

Precinct 096

County Assessor

Vote For 1

	TOTAL	Polls	Early Provisional	S
DROUBIE, SUZANNE	1,665	112	1,547	6
Write-In Totals	27	8	19	0
Not Assigned	27	8	19	0
Total Votes Cast	1,692	120	1,566	6

County Attorney

Vote For 1

	TOTAL	Polls	Early Provisional	S
CONOVER, LAURA	1,485	90	1,390	5
DRUAN, HOWARD	286	40	242	4
Write-In Totals	22	6	16	0
Not Assigned	22	6	16	0
Total Votes Cast	1,793	136	1,648	9

County Recorder

Vote For 1

	TOTAL	Polls	Early Provisional	S
CÁZARES-KELLY, GABRIELLA	1,543	87	1,449	7
CAMPBELL-GONZALEZ, DOMINIC	451	81	366	4
Write-In Totals	3	0	3	0
Not Assigned	3	0	3	0
Total Votes Cast	1,997	168	1,818	11

County Sheriff

Vote For 1

	TOTAL	Polls	Early Provisional	S
NANOS, CHRIS	1,214	70	1,140	4
LAPPIN, HEATHER	746	101	638	7
Write-In Totals	10	0	10	0
Write-In: Di Genova, Trista	1	0	1	0
Not Assigned	9	0	9	0
Total Votes Cast	1,970	171	1,788	11

County Superintendent of Schools

Vote For 1

	TOTAL	Polls	Early Provisional	S
WILLIAMS, DUSTIN	1,648	108	1,532	8
Write-In Totals	25	7	18	0
Not Assigned	25	7	18	0
Total Votes Cast	1,673	115	1,550	8

Precinct 096

County Treasurer

Vote For 1

	TOTAL	Polls	Early Provisional	S
JOHNSON, BRIAN	1,448	81	1,361	6
ACKERLEY, CHRIS	560	85	470	5
Write-In Totals	3	0	3	0
Not Assigned	3	0	3	0
Total Votes Cast	2,011	166	1,834	11

Justice of the Peace Precinct 2

Vote For 1

	TOTAL	Polls	Early Provisional	S
CORNEJO, ERICA	1,612	111	1,496	5
Write-In Totals	28	8	20	0
Not Assigned	28	8	20	0
Total Votes Cast	1,640	119	1,516	5

KING, KATHRYN H.

Vote For 1

	TOTAL	Polls	Early Provisional	S
Yes / Si	632	84	545	3
No	1,160	60	1,095	5
Total Votes Cast	1,792	144	1,640	8

BOLICK, CLINT

Vote For 1

	TOTAL	Polls	Early Provisional	S
Yes / Si	591	74	513	4
No	1,191	64	1,123	4
Total Votes Cast	1,782	138	1,636	8

ECKERSTROM, PETER J.

Vote For 1

	TOTAL	Polls	Early Provisional	S
Yes / Si	1,252	94	1,154	4
No	364	45	317	2
Total Votes Cast	1,616	139	1,471	6

STARING, CHRISTOPHER P.

Vote For 1

	TOTAL	Polls	Early Provisional	S
Yes / Si	1,096	91	1,003	2
No	492	43	446	3
Total Votes Cast	1,588	134	1,449	5

Precinct 096

GRIFFIN, BRENDEN J.

Vote For 1

	TOTAL	Polls	Early Provisional	S
Yes / Si	1,060	85	971	4
No	482	40	440	2
Total Votes Cast	1,542	125	1,411	6

LEE, KENNETH

Vote For 1

	TOTAL	Polls	Early Provisional	S
Yes / Si	1,093	81	1,009	3
No	439	44	392	3
Total Votes Cast	1,532	125	1,401	6

BRYSON, KYLE A.

Vote For 1

	TOTAL	Polls	Early Provisional	S
Yes / Si	1,103	80	1,019	4
No	416	41	373	2
Total Votes Cast	1,519	121	1,392	6

COHEN, GARY J.

Vote For 1

	TOTAL	Polls	Early Provisional	S
Yes / Si	1,060	80	976	4
No	455	42	411	2
Total Votes Cast	1,515	122	1,387	6

GORDON, RICHARD E.

Vote For 1

	TOTAL	Polls	Early Provisional	S
Yes / Si	1,097	88	1,005	4
No	425	38	385	2
Total Votes Cast	1,522	126	1,390	6

BUTLER, MICHAEL J.

Vote For 1

	TOTAL	Polls	Early Provisional	S
Yes / Si	1,108	78	1,027	3
No	423	45	376	2
Total Votes Cast	1,531	123	1,403	5

Precinct 096

YEHLING, WAYNE E.

Vote For 1

	TOTAL	Polls	Early Provisional	S
Yes / Si	1,073	80	990	3
No	449	43	403	3
Total Votes Cast	1,522	123	1,393	6

CONSTANT, DANIELLE J.K.

Vote For 1

	TOTAL	Polls	Early Provisional	S
Yes / Si	1,006	84	919	3
No	509	40	466	3
Total Votes Cast	1,515	124	1,385	6

METCALF, D. DOUGLAS

Vote For 1

	TOTAL	Polls	Early Provisional	S
Yes / Si	1,106	81	1,020	5
No	426	42	382	2
Total Votes Cast	1,532	123	1,402	7

MCGINLEY, CASEY F.

Vote For 1

	TOTAL	Polls	Early Provisional	S
Yes / Si	1,110	79	1,028	3
No	419	43	373	3
Total Votes Cast	1,529	122	1,401	6

SAKALL, GREG

Vote For 1

	TOTAL	Polls	Early Provisional	S
Yes / Si	1,057	76	977	4
No	473	46	425	2
Total Votes Cast	1,530	122	1,402	6

WAGENER, JOAN L.

Vote For 1

	TOTAL	Polls	Early Provisional	S
Yes / Si	1,066	82	981	3
No	452	42	407	3
Total Votes Cast	1,518	124	1,388	6

Precinct 096

JOHNSON, KELLIE L.

Vote For 1

	TOTAL	Polls	Early Provisional	s
Yes / Si	847	76	770	1
No	716	48	662	6
Total Votes Cast	1,563	124	1,432	7

ORTIZ, KIMBERLY H.

Vote For 1

	TOTAL	Polls	Early Provisional	s
Yes / Si	1,095	87	1,005	3
No	427	38	386	3
Total Votes Cast	1,522	125	1,391	6

MCDONALD, SCOTT DAVID

Vote For 1

	TOTAL	Polls	Early Provisional	s
Yes / Si	1,016	77	936	3
No	505	46	456	3
Total Votes Cast	1,521	123	1,392	6

ABRAMS, LISA ILKA

Vote For 1

	TOTAL	Polls	Early Provisional	s
Yes / Si	1,115	81	1,032	2
No	413	40	369	4
Total Votes Cast	1,528	121	1,401	6

Governing Board - Tucson Unified School District (TUSD) No. 1

Vote For 3

	TOTAL	Polls	Early Provisional	s
ACOSTA RUIZ, PILAR	555	52	501	2
FLORES, ESTEBAN	456	48	405	3
LUNA ROSE, NATALIE	1,171	71	1,099	1
SHAH, RAVI	999	46	951	2
SHAW, SADIE	994	57	934	3
Write-In Totals	34	8	26	0
Not Assigned	34	8	26	0
Total Votes Cast	4,209	282	3,916	11

PROPOSITION 133

Vote For 1

	TOTAL	Polls	Early Provisional	s
Yes / Si	455	66	387	2
No	1,478	97	1,373	8
Total Votes Cast	1,933	163	1,760	10

Precinct 096

PROPOSITION 134

Vote For 1

	TOTAL	Polls	Early Provisional	s
Yes / Si	399	57	340	2
No	1,549	106	1,435	8
Total Votes Cast	1,948	163	1,775	10

PROPOSITION 135

Vote For 1

	TOTAL	Polls	Early Provisional	s
Yes / Si	498	71	425	2
No	1,425	89	1,328	8
Total Votes Cast	1,923	160	1,753	10

PROPOSITION 136

Vote For 1

	TOTAL	Polls	Early Provisional	s
Yes / Si	338	50	285	3
No	1,579	109	1,463	7
Total Votes Cast	1,917	159	1,748	10

PROPOSITION 137

Vote For 1

	TOTAL	Polls	Early Provisional	s
Yes / Si	215	39	173	3
No	1,699	121	1,571	7
Total Votes Cast	1,914	160	1,744	10

PROPOSITION 138

Vote For 1

	TOTAL	Polls	Early Provisional	s
Yes / Si	248	43	202	3
No	1,713	121	1,586	6
Total Votes Cast	1,961	164	1,788	9

PROPOSITION 139

Vote For 1

	TOTAL	Polls	Early Provisional	s
Yes / Si	1,734	116	1,609	9
No	325	55	269	1
Total Votes Cast	2,059	171	1,878	10

Precinct 096

PROPOSITION 140

Vote For 1				
	TOTAL	Polls	Early Provisional	S
Yes / Si	868	80	783	5
No	1,159	86	1,068	5
Total Votes Cast	2,027	166	1,851	10

PROPOSITION 311

Vote For 1				
	TOTAL	Polls	Early Provisional	S
Yes / Si	812	93	715	4
No	1,201	74	1,121	6
Total Votes Cast	2,013	167	1,836	10

PROPOSITION 312

Vote For 1				
	TOTAL	Polls	Early Provisional	S
Yes / Si	760	94	661	5
No	1,261	74	1,181	6
Total Votes Cast	2,021	168	1,842	11

PROPOSITION 313

Vote For 1				
	TOTAL	Polls	Early Provisional	S
Yes / Si	751	94	652	5
No	1,188	63	1,120	5
Total Votes Cast	1,939	157	1,772	10

PROPOSITION 314

Vote For 1				
	TOTAL	Polls	Early Provisional	S
Yes / Si	638	89	544	5
No	1,307	68	1,234	5
Total Votes Cast	1,945	157	1,778	10

PROPOSITION 315

Vote For 1				
	TOTAL	Polls	Early Provisional	S
Yes / Si	474	67	405	2
No	1,424	85	1,331	8
Total Votes Cast	1,898	152	1,736	10

Summary Results Report
 General Election
 November 5, 2024

OFFICIAL RESULTS
 Summary of Votes Cast
 County of Pima

Precinct 097

Statistics	TOTAL	Polls	Early Provisional	s
Registered Voters - Total	2,037			
Ballots Cast - Total	1,592	218	1,357	17
Ballots Cast - Blank	27	12	14	1
Voter Turnout - Total	78.15%			

Presidential Electors

Vote For 1	TOTAL	Polls	Early Provisional	s
HARRIS, KAMALA D.	1,142	120	1,012	10
TRUMP, DONALD J.	409	96	306	7
OLIVER, CHASE	11	0	11	0
STEIN, JILL	8	1	7	0
Write-In Totals	6	1	5	0
Write-In: Ayyadurai / Ellis	0	0	0	0
Write-In: Boddie / Stoneham	0	0	0	0
Write-In: De la Cruz / Garcia	0	0	0	0
Write-In: Shelton / Serra	0	0	0	0
Write-In: Skousen / Combs	0	0	0	0
Not Assigned	6	1	5	0
Total Votes Cast	1,576	218	1,341	17

U.S. Senator

Vote For 1	TOTAL	Polls	Early Provisional	s
GALLEGO, RUBEN	1,155	123	1,019	13
LAKE, KARI	351	79	269	3
QUINTANA, EDUARDO	45	7	38	0
Write-In Totals	2	1	1	0
Write-In: Williams, Sarah	1	0	1	0
Write-In: Beckett, Christopher	0	0	0	0
Write-In: Sanders, Steven Cavin	0	0	0	0
Write-In: Bozic, David	0	0	0	0
Write-In: Petty, Shawn	0	0	0	0
Write-In: Rodriguez, Benjamin	0	0	0	0
Write-In: Prosser, Jannie "Jannie"	0	0	0	0
Not Assigned	1	1	0	0
Total Votes Cast	1,553	210	1,327	16

U.S. Representative in Congress District 7

Vote For 1	TOTAL	Polls	Early Provisional	s
GRIJALVA, RAÚL M.	1,126	124	989	13
BUTIEREZ SR., DANIEL FRANCIS	385	79	304	2
Write-In Totals	4	1	3	0
Not Assigned	4	1	3	0
Total Votes Cast	1,515	204	1,296	15

Summary Results Report
 General Election
 November 5, 2024

OFFICIAL RESULTS
 Summary of Votes Cast
 County of Pima

Precinct 097

State Senator District 20

Vote For 1

	TOTAL	Polls	Early Provisional	S
GONZALES, SALLY ANN	1,226	153	1,061	12
Write-In Totals	32	6	26	0
Not Assigned	32	6	26	0
Total Votes Cast	1,258	159	1,087	12

State Representative Dist. 20

Vote For 2

	TOTAL	Polls	Early Provisional	S
HERNANDEZ, ALMA	954	108	837	9
VILLEGAS, BETTY	1,005	87	911	7
Write-In Totals	44	9	35	0
Not Assigned	44	9	35	0
Total Votes Cast	2,003	204	1,783	16

Corporation Commissioner

Vote For 3

	TOTAL	Polls	Early Provisional	S
AGUILAR, YLENIA	1,012	93	908	11
HILL, JONATHON	919	60	852	7
POLACHECK, JOSHUA	876	59	811	6
LOPEZ, RENE	351	66	283	2
MARQUEZ PETERSON, LEA	355	62	292	1
WALDEN, RACHEL	301	53	246	2
CEASE, MIKE	56	7	48	1
LUXENBERG, NINA	63	9	54	0
Write-In Totals	6	0	6	0
Write-In: Bertone, Frank	0	0	0	0
Not Assigned	6	0	6	0
Total Votes Cast	3,939	409	3,500	30

Board of Supervisors District 5

Vote For 1

	TOTAL	Polls	Early Provisional	S
GRIJALVA, ADELITA	1,058	104	945	9
ROMERO, VAL	384	75	305	4
Write-In Totals	6	1	5	0
Not Assigned	6	1	5	0
Total Votes Cast	1,448	180	1,255	13

Precinct 097

County Assessor

Vote For 1

	TOTAL	Polls	Early Provisional	S
DROUBIE, SUZANNE	1,206	149	1,044	13
Write-In Totals	26	5	21	0
Not Assigned	26	5	21	0
Total Votes Cast	1,232	154	1,065	13

County Attorney

Vote For 1

	TOTAL	Polls	Early Provisional	S
CONOVER, LAURA	1,107	127	969	11
DRUAN, HOWARD	243	41	199	3
Write-In Totals	12	1	11	0
Not Assigned	12	1	11	0
Total Votes Cast	1,362	169	1,179	14

County Recorder

Vote For 1

	TOTAL	Polls	Early Provisional	S
CÁZARES-KELLY, GABRIELLA	1,114	111	991	12
CAMPBELL-GONZALEZ, DOMINIC	365	86	276	3
Write-In Totals	5	0	5	0
Not Assigned	5	0	5	0
Total Votes Cast	1,484	197	1,272	15

County Sheriff

Vote For 1

	TOTAL	Polls	Early Provisional	S
NANOS, CHRIS	912	95	809	8
LAPPIN, HEATHER	564	103	454	7
Write-In Totals	6	0	6	0
Write-In: Di Genova, Trista	0	0	0	0
Not Assigned	6	0	6	0
Total Votes Cast	1,482	198	1,269	15

County Superintendent of Schools

Vote For 1

	TOTAL	Polls	Early Provisional	S
WILLIAMS, DUSTIN	1,195	143	1,040	12
Write-In Totals	25	4	21	0
Not Assigned	25	4	21	0
Total Votes Cast	1,220	147	1,061	12

Precinct 097

County Treasurer

Vote For 1

	TOTAL	Polls	Early Provisional	S
JOHNSON, BRIAN	1,013	97	906	10
ACKERLEY, CHRIS	460	96	361	3
Write-In Totals	5	0	5	0
Not Assigned	5	0	5	0
Total Votes Cast	1,478	193	1,272	13

Justice of the Peace Precinct 4

Vote For 1

	TOTAL	Polls	Early Provisional	S
PESQUIERA, CHARLENE	1,197	144	1,042	11
Write-In Totals	23	6	17	0
Not Assigned	23	6	17	0
Total Votes Cast	1,220	150	1,059	11

Constable Precinct 4

Vote For 1

	TOTAL	Polls	Early Provisional	S
ETHRIDGE-NIELSEN, TRACY	1,171	140	1,020	11
Write-In Totals	24	6	18	0
Not Assigned	24	6	18	0
Total Votes Cast	1,195	146	1,038	11

KING, KATHRYN H.

Vote For 1

	TOTAL	Polls	Early Provisional	S
Yes / Si	597	90	499	8
No	684	62	618	4
Total Votes Cast	1,281	152	1,117	12

BOLICK, CLINT

Vote For 1

	TOTAL	Polls	Early Provisional	S
Yes / Si	540	80	453	7
No	736	70	661	5
Total Votes Cast	1,276	150	1,114	12

ECKERSTROM, PETER J.

Vote For 1

	TOTAL	Polls	Early Provisional	S
Yes / Si	914	88	817	9
No	293	59	230	4
Total Votes Cast	1,207	147	1,047	13

Precinct 097

STARING, CHRISTOPHER P.

Vote For 1		TOTAL	Polls	Early Provisional	S
Yes / Si		808	85	715	8
No		371	59	307	5
Total Votes Cast		1,179	144	1,022	13

GRIFFIN, BRENDEN J.

Vote For 1		TOTAL	Polls	Early Provisional	S
Yes / Si		856	92	754	10
No		329	52	274	3
Total Votes Cast		1,185	144	1,028	13

LEE, KENNETH

Vote For 1		TOTAL	Polls	Early Provisional	S
Yes / Si		890	94	788	8
No		305	51	250	4
Total Votes Cast		1,195	145	1,038	12

BRYSON, KYLE A.

Vote For 1		TOTAL	Polls	Early Provisional	S
Yes / Si		882	89	784	9
No		310	55	251	4
Total Votes Cast		1,192	144	1,035	13

COHEN, GARY J.

Vote For 1		TOTAL	Polls	Early Provisional	S
Yes / Si		844	91	744	9
No		331	51	276	4
Total Votes Cast		1,175	142	1,020	13

GORDON, RICHARD E.

Vote For 1		TOTAL	Polls	Early Provisional	S
Yes / Si		860	90	761	9
No		318	54	260	4
Total Votes Cast		1,178	144	1,021	13

Precinct 097

BUTLER, MICHAEL J.

Vote For 1

	TOTAL	Polls	Early Provisional	S
Yes / Si	859	84	765	10
No	322	58	261	3
Total Votes Cast	1,181	142	1,026	13

YEHLING, WAYNE E.

Vote For 1

	TOTAL	Polls	Early Provisional	S
Yes / Si	869	84	776	9
No	310	59	247	4
Total Votes Cast	1,179	143	1,023	13

CONSTANT, DANIELLE J.K.

Vote For 1

	TOTAL	Polls	Early Provisional	S
Yes / Si	840	91	739	10
No	333	51	279	3
Total Votes Cast	1,173	142	1,018	13

METCALF, D. DOUGLAS

Vote For 1

	TOTAL	Polls	Early Provisional	S
Yes / Si	862	91	762	9
No	320	53	263	4
Total Votes Cast	1,182	144	1,025	13

MCGINLEY, CASEY F.

Vote For 1

	TOTAL	Polls	Early Provisional	S
Yes / Si	880	93	779	8
No	300	53	242	5
Total Votes Cast	1,180	146	1,021	13

SAKALL, GREG

Vote For 1

	TOTAL	Polls	Early Provisional	S
Yes / Si	834	80	747	7
No	338	62	271	5
Total Votes Cast	1,172	142	1,018	12

Precinct 097

WAGENER, JOAN L.

Vote For 1

	TOTAL	Polls	Early Provisional	S
Yes / Si	856	88	759	9
No	326	55	267	4
Total Votes Cast	1,182	143	1,026	13

JOHNSON, KELLIE L.

Vote For 1

	TOTAL	Polls	Early Provisional	S
Yes / Si	703	89	607	7
No	479	55	418	6
Total Votes Cast	1,182	144	1,025	13

ORTIZ, KIMBERLY H.

Vote For 1

	TOTAL	Polls	Early Provisional	S
Yes / Si	896	95	793	8
No	274	48	221	5
Total Votes Cast	1,170	143	1,014	13

MCDONALD, SCOTT DAVID

Vote For 1

	TOTAL	Polls	Early Provisional	S
Yes / Si	833	86	740	7
No	341	57	278	6
Total Votes Cast	1,174	143	1,018	13

ABRAMS, LISA ILKA

Vote For 1

	TOTAL	Polls	Early Provisional	S
Yes / Si	882	94	778	10
No	295	51	241	3
Total Votes Cast	1,177	145	1,019	13

Governing Board - Tucson Unified School District (TUSD) No. 1

Vote For 3

	TOTAL	Polls	Early Provisional	S
ACOSTA RUIZ, PILAR	514	60	450	4
FLORES, ESTEBAN	444	53	388	3
LUNA ROSE, NATALIE	919	82	828	9
SHAH, RAVI	658	44	608	6
SHAW, SADIE	665	55	607	3
Write-In Totals	22	3	19	0
Not Assigned	22	3	19	0
Total Votes Cast	3,222	297	2,900	25

Precinct 097

Board of Governors - Pima Community College Dist. 5

Vote For 1

	TOTAL	Polls	Early Provisional	S
GONZALES, LUIS LOPEZ	414	56	356	2
MORALES, KARLA	762	85	668	9
Write-In Totals	12	2	10	0
Not Assigned	12	2	10	0
Total Votes Cast	1,188	143	1,034	11

PROPOSITION 133

Vote For 1

	TOTAL	Polls	Early Provisional	S
Yes / Si	376	70	303	3
No	1,062	112	939	11
Total Votes Cast	1,438	182	1,242	14

PROPOSITION 134

Vote For 1

	TOTAL	Polls	Early Provisional	S
Yes / Si	375	69	303	3
No	1,066	112	943	11
Total Votes Cast	1,441	181	1,246	14

PROPOSITION 135

Vote For 1

	TOTAL	Polls	Early Provisional	S
Yes / Si	414	79	328	7
No	1,004	100	898	6
Total Votes Cast	1,418	179	1,226	13

PROPOSITION 136

Vote For 1

	TOTAL	Polls	Early Provisional	S
Yes / Si	283	50	226	7
No	1,128	126	995	7
Total Votes Cast	1,411	176	1,221	14

PROPOSITION 137

Vote For 1

	TOTAL	Polls	Early Provisional	S
Yes / Si	199	35	160	4
No	1,214	143	1,062	9
Total Votes Cast	1,413	178	1,222	13

Precinct 097

PROPOSITION 138

Vote For 1

	TOTAL	Polls	Early Provisional	S
Yes / Si	216	44	170	2
No	1,245	147	1,085	13
Total Votes Cast	1,461	191	1,255	15

PROPOSITION 139

Vote For 1

	TOTAL	Polls	Early Provisional	S
Yes / Si	1,198	143	1,044	11
No	331	60	267	4
Total Votes Cast	1,529	203	1,311	15

PROPOSITION 140

Vote For 1

	TOTAL	Polls	Early Provisional	S
Yes / Si	686	106	571	9
No	817	85	726	6
Total Votes Cast	1,503	191	1,297	15

PROPOSITION 311

Vote For 1

	TOTAL	Polls	Early Provisional	S
Yes / Si	771	129	634	8
No	726	61	659	6
Total Votes Cast	1,497	190	1,293	14

PROPOSITION 312

Vote For 1

	TOTAL	Polls	Early Provisional	S
Yes / Si	666	122	538	6
No	830	69	753	8
Total Votes Cast	1,496	191	1,291	14

PROPOSITION 313

Vote For 1

	TOTAL	Polls	Early Provisional	S
Yes / Si	681	123	550	8
No	755	63	684	8
Total Votes Cast	1,436	186	1,234	16

Precinct 097

PROPOSITION 314

Vote For 1

	TOTAL	Polls	Early Provisional	S
Yes / Si	591	101	484	6
No	829	80	739	10
Total Votes Cast	1,420	181	1,223	16

PROPOSITION 315

Vote For 1

	TOTAL	Polls	Early Provisional	S
Yes / Si	396	77	315	4
No	999	101	888	10
Total Votes Cast	1,395	178	1,203	14

Summary Results Report
 General Election
 November 5, 2024

OFFICIAL RESULTS
 Summary of Votes Cast
 County of Pima

Precinct 098

Statistics	TOTAL	Polls	Early Provisional	s
Registered Voters - Total	3,410			
Ballots Cast - Total	2,265	357	1,888	20
Ballots Cast - Blank	45	19	25	1
Voter Turnout - Total	66.42%			

Presidential Electors

Vote For 1	TOTAL	Polls	Early Provisional	s
HARRIS, KAMALA D.	1,491	179	1,300	12
TRUMP, DONALD J.	700	166	526	8
OLIVER, CHASE	14	2	12	0
STEIN, JILL	26	4	22	0
Write-In Totals	14	4	10	0
Write-In: Ayyadurai / Ellis	0	0	0	0
Write-In: Boddie / Stoneham	0	0	0	0
Write-In: De la Cruz / Garcia	1	1	0	0
Write-In: Shelton / Serra	0	0	0	0
Write-In: Skousen / Combs	0	0	0	0
Not Assigned	13	3	10	0
Total Votes Cast	2,245	355	1,870	20

U.S. Senator

Vote For 1	TOTAL	Polls	Early Provisional	s
GALLEGO, RUBEN	1,500	178	1,311	11
LAKE, KARI	613	147	460	6
QUINTANA, EDUARDO	90	17	71	2
Write-In Totals	5	0	5	0
Write-In: Williams, Sarah	0	0	0	0
Write-In: Beckett, Christopher	0	0	0	0
Write-In: Sanders, Steven Cavin	0	0	0	0
Write-In: Bozic, David	0	0	0	0
Write-In: Petty, Shawn	0	0	0	0
Write-In: Rodriguez, Benjamin	0	0	0	0
Write-In: Prosser, Jannie "Jannie"	0	0	0	0
Not Assigned	5	0	5	0
Total Votes Cast	2,208	342	1,847	19

U.S. Representative in Congress District 7

Vote For 1	TOTAL	Polls	Early Provisional	s
GRIJALVA, RAÚL M.	1,486	171	1,306	9
BUTIEREZ SR., DANIEL FRANCIS	676	163	509	4
Write-In Totals	8	0	8	0
Not Assigned	8	0	8	0
Total Votes Cast	2,170	334	1,823	13

Precinct 098

State Senator District 21

Vote For 1

	TOTAL	Polls	Early Provisional	S
GABALDÓN, ROSANNA	1,671	220	1,439	12
Write-In Totals	71	14	56	1
Not Assigned	71	14	56	1
Total Votes Cast	1,742	234	1,495	13

State Representative Dist. 21

Vote For 2

	TOTAL	Polls	Early Provisional	S
HERNANDEZ, CONSUELO	1,264	133	1,121	10
STAHL HAMILTON, STEPHANIE	1,239	119	1,113	7
KIBBEY, CHRISTOPHER	671	158	505	8
Write-In Totals	17	4	13	0
Not Assigned	17	4	13	0
Total Votes Cast	3,191	414	2,752	25

Corporation Commissioner

Vote For 3

	TOTAL	Polls	Early Provisional	S
AGUILAR, YLENIA	1,318	148	1,161	9
HILL, JONATHON	1,148	98	1,044	6
POLACHECK, JOSHUA	1,085	98	980	7
LOPEZ, RENE	562	121	438	3
MARQUEZ PETERSON, LEA	527	101	424	2
WALDEN, RACHEL	496	100	392	4
CEASE, MIKE	113	26	86	1
LUXENBERG, NINA	121	12	109	0
Write-In Totals	4	0	4	0
Write-In: Bertone, Frank	0	0	0	0
Not Assigned	4	0	4	0
Total Votes Cast	5,374	704	4,638	32

Board of Supervisors District 2

Vote For 1

	TOTAL	Polls	Early Provisional	S
HEINZ, MATT	1,456	165	1,279	12
BACKER, JOHN	677	158	513	6
Write-In Totals	6	0	6	0
Not Assigned	6	0	6	0
Total Votes Cast	2,139	323	1,798	18

Precinct 098

County Assessor

Vote For 1

	TOTAL	Polls	Early Provisional	S
DROUBIE, SUZANNE	1,660	216	1,432	12
Write-In Totals	49	12	37	0
Not Assigned	49	12	37	0
Total Votes Cast	1,709	228	1,469	12

County Attorney

Vote For 1

	TOTAL	Polls	Early Provisional	S
CONOVER, LAURA	1,470	173	1,286	11
DRUAN, HOWARD	380	73	302	5
Write-In Totals	30	7	23	0
Not Assigned	30	7	23	0
Total Votes Cast	1,880	253	1,611	16

County Recorder

Vote For 1

	TOTAL	Polls	Early Provisional	S
CÁZARES-KELLY, GABRIELLA	1,485	174	1,300	11
CAMPBELL-GONZALEZ, DOMINIC	617	146	465	6
Write-In Totals	6	1	5	0
Not Assigned	6	1	5	0
Total Votes Cast	2,108	321	1,770	17

County Sheriff

Vote For 1

	TOTAL	Polls	Early Provisional	S
NANOS, CHRIS	1,281	151	1,121	9
LAPPIN, HEATHER	812	173	630	9
Write-In Totals	17	1	16	0
Write-In: Di Genova, Trista	0	0	0	0
Not Assigned	17	1	16	0
Total Votes Cast	2,110	325	1,767	18

County Superintendent of Schools

Vote For 1

	TOTAL	Polls	Early Provisional	S
WILLIAMS, DUSTIN	1,648	208	1,427	13
Write-In Totals	48	13	35	0
Not Assigned	48	13	35	0
Total Votes Cast	1,696	221	1,462	13

Precinct 098

County Treasurer

Vote For 1

	TOTAL	Polls	Early Provisional	S
JOHNSON, BRIAN	1,382	149	1,223	10
ACKERLEY, CHRIS	733	169	557	7
Write-In Totals	4	0	4	0
Not Assigned	4	0	4	0
Total Votes Cast	2,119	318	1,784	17

Justice of the Peace Precinct 2

Vote For 1

	TOTAL	Polls	Early Provisional	S
CORNEJO, ERICA	1,678	217	1,449	12
Write-In Totals	52	13	39	0
Not Assigned	52	13	39	0
Total Votes Cast	1,730	230	1,488	12

KING, KATHRYN H.

Vote For 1

	TOTAL	Polls	Early Provisional	S
Yes / Si	948	142	797	9
No	925	126	794	5
Total Votes Cast	1,873	268	1,591	14

BOLICK, CLINT

Vote For 1

	TOTAL	Polls	Early Provisional	S
Yes / Si	860	123	730	7
No	994	141	846	7
Total Votes Cast	1,854	264	1,576	14

ECKERSTROM, PETER J.

Vote For 1

	TOTAL	Polls	Early Provisional	S
Yes / Si	1,283	151	1,122	10
No	468	104	359	5
Total Votes Cast	1,751	255	1,481	15

STARING, CHRISTOPHER P.

Vote For 1

	TOTAL	Polls	Early Provisional	S
Yes / Si	1,148	140	1,000	8
No	563	105	453	5
Total Votes Cast	1,711	245	1,453	13

Precinct 098

GRIFFIN, BRENDEN J.

Vote For 1

	TOTAL	Polls	Early Provisional	S
Yes / Si	1,179	145	1,025	9
No	517	99	413	5
Total Votes Cast	1,696	244	1,438	14

LEE, KENNETH

Vote For 1

	TOTAL	Polls	Early Provisional	S
Yes / Si	1,200	143	1,050	7
No	489	97	385	7
Total Votes Cast	1,689	240	1,435	14

BRYSON, KYLE A.

Vote For 1

	TOTAL	Polls	Early Provisional	S
Yes / Si	1,202	139	1,054	9
No	478	100	374	4
Total Votes Cast	1,680	239	1,428	13

COHEN, GARY J.

Vote For 1

	TOTAL	Polls	Early Provisional	S
Yes / Si	1,170	141	1,020	9
No	515	99	412	4
Total Votes Cast	1,685	240	1,432	13

GORDON, RICHARD E.

Vote For 1

	TOTAL	Polls	Early Provisional	S
Yes / Si	1,185	139	1,037	9
No	500	102	394	4
Total Votes Cast	1,685	241	1,431	13

BUTLER, MICHAEL J.

Vote For 1

	TOTAL	Polls	Early Provisional	S
Yes / Si	1,206	141	1,056	9
No	485	100	381	4
Total Votes Cast	1,691	241	1,437	13

Precinct 098

YEHLING, WAYNE E.

Vote For 1

	TOTAL	Polls	Early Provisional	S
Yes / Si	1,175	138	1,029	8
No	501	103	393	5
Total Votes Cast	1,676	241	1,422	13

CONSTANT, DANIELLE J.K.

Vote For 1

	TOTAL	Polls	Early Provisional	S
Yes / Si	1,162	134	1,018	10
No	526	106	417	3
Total Votes Cast	1,688	240	1,435	13

METCALF, D. DOUGLAS

Vote For 1

	TOTAL	Polls	Early Provisional	S
Yes / Si	1,173	140	1,024	9
No	512	102	406	4
Total Votes Cast	1,685	242	1,430	13

MCGINLEY, CASEY F.

Vote For 1

	TOTAL	Polls	Early Provisional	S
Yes / Si	1,188	135	1,044	9
No	489	104	381	4
Total Votes Cast	1,677	239	1,425	13

SAKALL, GREG

Vote For 1

	TOTAL	Polls	Early Provisional	S
Yes / Si	1,154	128	1,017	9
No	525	108	413	4
Total Votes Cast	1,679	236	1,430	13

WAGENER, JOAN L.

Vote For 1

	TOTAL	Polls	Early Provisional	S
Yes / Si	1,168	132	1,027	9
No	504	101	399	4
Total Votes Cast	1,672	233	1,426	13

Precinct 098

JOHNSON, KELLIE L.

Vote For 1

	TOTAL	Polls	Early Provisional	s
Yes / Si	1,026	128	888	10
No	678	119	556	3
Total Votes Cast	1,704	247	1,444	13

ORTIZ, KIMBERLY H.

Vote For 1

	TOTAL	Polls	Early Provisional	s
Yes / Si	1,198	143	1,046	9
No	487	96	387	4
Total Votes Cast	1,685	239	1,433	13

MCDONALD, SCOTT DAVID

Vote For 1

	TOTAL	Polls	Early Provisional	s
Yes / Si	1,127	130	989	8
No	547	109	433	5
Total Votes Cast	1,674	239	1,422	13

ABRAMS, LISA ILKA

Vote For 1

	TOTAL	Polls	Early Provisional	s
Yes / Si	1,209	144	1,055	10
No	476	95	378	3
Total Votes Cast	1,685	239	1,433	13

Governing Board - Tucson Unified School District (TUSD) No. 1

Vote For 3

	TOTAL	Polls	Early Provisional	s
ACOSTA RUIZ, PILAR	814	119	690	5
FLORES, ESTEBAN	598	114	483	1
LUNA ROSE, NATALIE	1,023	109	911	3
SHAH, RAVI	840	75	761	4
SHAW, SADIE	923	102	816	5
Write-In Totals	28	5	23	0
Not Assigned	28	5	23	0
Total Votes Cast	4,226	524	3,684	18

PROPOSITION 133

Vote For 1

	TOTAL	Polls	Early Provisional	s
Yes / Si	644	111	526	7
No	1,357	187	1,160	10
Total Votes Cast	2,001	298	1,686	17

Precinct 098

PROPOSITION 134

Vote For 1

	TOTAL	Polls	Early Provisional	S
Yes / Si	591	117	468	6
No	1,412	181	1,220	11
Total Votes Cast	2,003	298	1,688	17

PROPOSITION 135

Vote For 1

	TOTAL	Polls	Early Provisional	S
Yes / Si	695	134	552	9
No	1,280	158	1,114	8
Total Votes Cast	1,975	292	1,666	17

PROPOSITION 136

Vote For 1

	TOTAL	Polls	Early Provisional	S
Yes / Si	514	112	398	4
No	1,463	179	1,271	13
Total Votes Cast	1,977	291	1,669	17

PROPOSITION 137

Vote For 1

	TOTAL	Polls	Early Provisional	S
Yes / Si	366	76	284	6
No	1,589	209	1,369	11
Total Votes Cast	1,955	285	1,653	17

PROPOSITION 138

Vote For 1

	TOTAL	Polls	Early Provisional	S
Yes / Si	356	70	283	3
No	1,681	236	1,429	16
Total Votes Cast	2,037	306	1,712	19

PROPOSITION 139

Vote For 1

	TOTAL	Polls	Early Provisional	S
Yes / Si	1,637	223	1,399	15
No	513	105	404	4
Total Votes Cast	2,150	328	1,803	19

Precinct 098

PROPOSITION 140

Vote For 1

	TOTAL	Polls	Early Provisional	S
Yes / Si	988	141	840	7
No	1,093	164	919	10
Total Votes Cast	2,081	305	1,759	17

PROPOSITION 311

Vote For 1

	TOTAL	Polls	Early Provisional	S
Yes / Si	1,178	179	988	11
No	926	133	787	6
Total Votes Cast	2,104	312	1,775	17

PROPOSITION 312

Vote For 1

	TOTAL	Polls	Early Provisional	S
Yes / Si	1,073	182	883	8
No	1,013	125	879	9
Total Votes Cast	2,086	307	1,762	17

PROPOSITION 313

Vote For 1

	TOTAL	Polls	Early Provisional	S
Yes / Si	1,101	192	899	10
No	918	106	805	7
Total Votes Cast	2,019	298	1,704	17

PROPOSITION 314

Vote For 1

	TOTAL	Polls	Early Provisional	S
Yes / Si	927	154	763	10
No	1,066	134	927	5
Total Votes Cast	1,993	288	1,690	15

PROPOSITION 315

Vote For 1

	TOTAL	Polls	Early Provisional	S
Yes / Si	700	122	573	5
No	1,263	162	1,090	11
Total Votes Cast	1,963	284	1,663	16

Precinct 099

Statistics	TOTAL	Polls	Early Provisional	s
Registered Voters - Total	2,289			
Ballots Cast - Total	1,991	147	1,839	5
Ballots Cast - Blank	15	3	12	0
Voter Turnout - Total	86.98%			

Presidential Electors

Vote For 1	TOTAL	Polls	Early Provisional	s
HARRIS, KAMALA D.	1,372	55	1,315	2
TRUMP, DONALD J.	570	86	481	3
OLIVER, CHASE	19	5	14	0
STEIN, JILL	9	0	9	0
Write-In Totals	7	0	7	0
Write-In: Ayyadurai / Ellis	0	0	0	0
Write-In: Boddie / Stoneham	0	0	0	0
Write-In: De la Cruz / Garcia	1	0	1	0
Write-In: Shelton / Serra	0	0	0	0
Write-In: Skousen / Combs	0	0	0	0
Not Assigned	6	0	6	0
Total Votes Cast	1,977	146	1,826	5

U.S. Senator

Vote For 1	TOTAL	Polls	Early Provisional	s
GALLEGO, RUBEN	1,406	63	1,341	2
LAKE, KARI	512	77	432	3
QUINTANA, EDUARDO	32	3	29	0
Write-In Totals	1	0	1	0
Write-In: Williams, Sarah	0	0	0	0
Write-In: Beckett, Christopher	0	0	0	0
Write-In: Sanders, Steven Cavin	0	0	0	0
Write-In: Bozic, David	0	0	0	0
Write-In: Petty, Shawn	0	0	0	0
Write-In: Rodriguez, Benjamin	0	0	0	0
Write-In: Prosser, Jannie "Jannie"	0	0	0	0
Not Assigned	1	0	1	0
Total Votes Cast	1,951	143	1,803	5

Precinct 099

U.S. Representative in Congress District 6

Vote For 1

	TOTAL	Polls	Early Provisional	s
ENGEL, KIRSTEN	1,329	54	1,273	2
CISCOMANI, JUAN	570	84	483	3
EASTWOOD, ATHENA	34	4	30	0
Write-In Totals	1	0	1	0
Write-In: Pozzolo, Luis	0	0	0	0
Not Assigned	1	0	1	0
Total Votes Cast	1,934	142	1,787	5

State Senator District 18

Vote For 1

	TOTAL	Polls	Early Provisional	s
SUNDARESHAN, PRIYA	1,456	79	1,374	3
Write-In Totals	33	7	26	0
Not Assigned	33	7	26	0
Total Votes Cast	1,489	86	1,400	3

State Representative Dist. 18

Vote For 2

	TOTAL	Polls	Early Provisional	s
GUTIERREZ, NANCY	1,239	51	1,187	1
MATHIS, CHRIS	1,239	45	1,192	2
ROSENBLUM, LEONARD "LEN"	544	74	467	3
Write-In Totals	9	3	6	0
Not Assigned	9	3	6	0
Total Votes Cast	3,031	173	2,852	6

Corporation Commissioner

Vote For 3

	TOTAL	Polls	Early Provisional	s
AGUILAR, YLENIA	1,217	46	1,169	2
HILL, JONATHON	1,221	39	1,181	1
POLACHECK, JOSHUA	1,187	38	1,148	1
LOPEZ, RENE	470	57	410	3
MARQUEZ PETERSON, LEA	509	55	452	2
WALDEN, RACHEL	515	67	445	3
CEASE, MIKE	56	4	51	1
LUXENBERG, NINA	75	7	68	0
Write-In Totals	1	1	0	0
Write-In: Bertone, Frank	0	0	0	0
Not Assigned	1	1	0	0
Total Votes Cast	5,251	314	4,924	13

Precinct 099

Board of Supervisors District 1

Vote For 1

	TOTAL	Polls	Early Provisional	S
SCOTT, REX	1,313	51	1,261	1
SPAIN, STEVE	569	83	482	4
Write-In Totals	2	2	0	0
Not Assigned	2	2	0	0
Total Votes Cast	1,884	136	1,743	5

County Assessor

Vote For 1

	TOTAL	Polls	Early Provisional	S
DROUBIE, SUZANNE	1,450	81	1,365	4
Write-In Totals	24	4	20	0
Not Assigned	24	4	20	0
Total Votes Cast	1,474	85	1,385	4

County Attorney

Vote For 1

	TOTAL	Polls	Early Provisional	S
CONOVER, LAURA	1,321	62	1,257	2
DRUAN, HOWARD	275	39	234	2
Write-In Totals	18	4	14	0
Not Assigned	18	4	14	0
Total Votes Cast	1,614	105	1,505	4

County Recorder

Vote For 1

	TOTAL	Polls	Early Provisional	S
CÁZARES-KELLY, GABRIELLA	1,332	57	1,274	1
CAMPBELL-GONZALEZ, DOMINIC	530	74	452	4
Write-In Totals	0	0	0	0
Not Assigned	0	0	0	0
Total Votes Cast	1,862	131	1,726	5

County Sheriff

Vote For 1

	TOTAL	Polls	Early Provisional	S
NANOS, CHRIS	1,047	52	994	1
LAPPIN, HEATHER	807	84	719	4
Write-In Totals	4	0	4	0
Write-In: Di Genova, Trista	0	0	0	0
Not Assigned	4	0	4	0
Total Votes Cast	1,858	136	1,717	5

Precinct 099

County Superintendent of Schools

Vote For 1

	TOTAL	Polls	Early Provisional	S
WILLIAMS, DUSTIN	1,443	77	1,363	3
Write-In Totals	22	4	18	0
Not Assigned	22	4	18	0
Total Votes Cast	1,465	81	1,381	3

County Treasurer

Vote For 1

	TOTAL	Polls	Early Provisional	S
JOHNSON, BRIAN	1,235	47	1,187	1
ACKERLEY, CHRIS	640	86	551	3
Write-In Totals	0	0	0	0
Not Assigned	0	0	0	0
Total Votes Cast	1,875	133	1,738	4

Constable Precinct 1

Vote For 1

	TOTAL	Polls	Early Provisional	S
ROOSEVELT, MARK	1,265	55	1,208	2
ROWLAND, DANIEL	570	77	490	3
Write-In Totals	2	0	2	0
Not Assigned	2	0	2	0
Total Votes Cast	1,837	132	1,700	5

KING, KATHRYN H.

Vote For 1

	TOTAL	Polls	Early Provisional	S
Yes / Si	651	70	578	3
No	981	33	948	0
Total Votes Cast	1,632	103	1,526	3

BOLICK, CLINT

Vote For 1

	TOTAL	Polls	Early Provisional	S
Yes / Si	621	62	557	2
No	1,007	34	972	1
Total Votes Cast	1,628	96	1,529	3

ECKERSTROM, PETER J.

Vote For 1

	TOTAL	Polls	Early Provisional	S
Yes / Si	1,191	66	1,122	3
No	244	31	213	0
Total Votes Cast	1,435	97	1,335	3

Precinct 099

STARING, CHRISTOPHER P.

Vote For 1

	TOTAL	Polls	Early Provisional	S
Yes / Si	1,091	67	1,022	2
No	319	27	291	1
Total Votes Cast	1,410	94	1,313	3

GRIFFIN, BRENDEN J.

Vote For 1

	TOTAL	Polls	Early Provisional	S
Yes / Si	1,062	67	992	3
No	314	30	284	0
Total Votes Cast	1,376	97	1,276	3

LEE, KENNETH

Vote For 1

	TOTAL	Polls	Early Provisional	S
Yes / Si	1,104	66	1,036	2
No	259	32	226	1
Total Votes Cast	1,363	98	1,262	3

BRYSON, KYLE A.

Vote For 1

	TOTAL	Polls	Early Provisional	S
Yes / Si	1,112	61	1,049	2
No	260	36	223	1
Total Votes Cast	1,372	97	1,272	3

COHEN, GARY J.

Vote For 1

	TOTAL	Polls	Early Provisional	S
Yes / Si	1,098	62	1,035	1
No	268	35	231	2
Total Votes Cast	1,366	97	1,266	3

GORDON, RICHARD E.

Vote For 1

	TOTAL	Polls	Early Provisional	S
Yes / Si	1,093	66	1,026	1
No	270	34	235	1
Total Votes Cast	1,363	100	1,261	2

Precinct 099

BUTLER, MICHAEL J.

Vote For 1

	TOTAL	Polls	Early Provisional	S
Yes / Si	1,113	69	1,042	2
No	256	30	226	0
Total Votes Cast	1,369	99	1,268	2

YEHLING, WAYNE E.

Vote For 1

	TOTAL	Polls	Early Provisional	S
Yes / Si	1,081	63	1,017	1
No	276	34	241	1
Total Votes Cast	1,357	97	1,258	2

CONSTANT, DANIELLE J.K.

Vote For 1

	TOTAL	Polls	Early Provisional	S
Yes / Si	1,013	63	948	2
No	341	34	307	0
Total Votes Cast	1,354	97	1,255	2

METCALF, D. DOUGLAS

Vote For 1

	TOTAL	Polls	Early Provisional	S
Yes / Si	1,068	65	1,002	1
No	283	32	250	1
Total Votes Cast	1,351	97	1,252	2

MCGINLEY, CASEY F.

Vote For 1

	TOTAL	Polls	Early Provisional	S
Yes / Si	1,089	63	1,024	2
No	262	34	228	0
Total Votes Cast	1,351	97	1,252	2

SAKALL, GREG

Vote For 1

	TOTAL	Polls	Early Provisional	S
Yes / Si	1,081	65	1,015	1
No	272	33	238	1
Total Votes Cast	1,353	98	1,253	2

Precinct 099

WAGENER, JOAN L.

Vote For 1

	TOTAL	Polls	Early Provisional	S
Yes / Si	1,048	59	987	2
No	314	38	276	0
Total Votes Cast	1,362	97	1,263	2

JOHNSON, KELLIE L.

Vote For 1

	TOTAL	Polls	Early Provisional	S
Yes / Si	908	64	843	1
No	471	31	439	1
Total Votes Cast	1,379	95	1,282	2

ORTIZ, KIMBERLY H.

Vote For 1

	TOTAL	Polls	Early Provisional	S
Yes / Si	1,087	64	1,021	2
No	263	32	231	0
Total Votes Cast	1,350	96	1,252	2

MCDONALD, SCOTT DAVID

Vote For 1

	TOTAL	Polls	Early Provisional	S
Yes / Si	1,051	64	986	1
No	300	31	268	1
Total Votes Cast	1,351	95	1,254	2

ABRAMS, LISA ILKA

Vote For 1

	TOTAL	Polls	Early Provisional	S
Yes / Si	1,090	64	1,024	2
No	270	32	238	0
Total Votes Cast	1,360	96	1,262	2

Governing Board - Tucson Unified School District (TUSD) No. 1

Vote For 3

	TOTAL	Polls	Early Provisional	S
ACOSTA RUIZ, PILAR	505	37	468	0
FLORES, ESTEBAN	390	33	357	0
LUNA ROSE, NATALIE	968	42	923	3
SHAH, RAVI	921	36	883	2
SHAW, SADIE	973	50	920	3
Write-In Totals	17	2	15	0
Not Assigned	17	2	15	0
Total Votes Cast	3,774	200	3,566	8

Precinct 099

PROPOSITION 133

Vote For 1

	TOTAL	Polls	Early Provisional	S
Yes / Si	421	46	374	1
No	1,354	80	1,270	4
Total Votes Cast	1,775	126	1,644	5

PROPOSITION 134

Vote For 1

	TOTAL	Polls	Early Provisional	S
Yes / Si	381	47	333	1
No	1,396	81	1,311	4
Total Votes Cast	1,777	128	1,644	5

PROPOSITION 135

Vote For 1

	TOTAL	Polls	Early Provisional	S
Yes / Si	490	67	421	2
No	1,269	60	1,207	2
Total Votes Cast	1,759	127	1,628	4

PROPOSITION 136

Vote For 1

	TOTAL	Polls	Early Provisional	S
Yes / Si	351	50	300	1
No	1,392	75	1,313	4
Total Votes Cast	1,743	125	1,613	5

PROPOSITION 137

Vote For 1

	TOTAL	Polls	Early Provisional	S
Yes / Si	244	34	208	2
No	1,506	94	1,409	3
Total Votes Cast	1,750	128	1,617	5

PROPOSITION 138

Vote For 1

	TOTAL	Polls	Early Provisional	S
Yes / Si	256	31	224	1
No	1,547	100	1,443	4
Total Votes Cast	1,803	131	1,667	5

Precinct 099

PROPOSITION 139

Vote For 1

	TOTAL	Polls	Early Provisional	S
Yes / Si	1,518	85	1,430	3
No	403	58	343	2
Total Votes Cast	1,921	143	1,773	5

PROPOSITION 140

Vote For 1

	TOTAL	Polls	Early Provisional	S
Yes / Si	709	68	638	3
No	1,174	68	1,104	2
Total Votes Cast	1,883	136	1,742	5

PROPOSITION 311

Vote For 1

	TOTAL	Polls	Early Provisional	S
Yes / Si	872	92	776	4
No	998	46	951	1
Total Votes Cast	1,870	138	1,727	5

PROPOSITION 312

Vote For 1

	TOTAL	Polls	Early Provisional	S
Yes / Si	710	89	618	3
No	1,147	47	1,098	2
Total Votes Cast	1,857	136	1,716	5

PROPOSITION 313

Vote For 1

	TOTAL	Polls	Early Provisional	S
Yes / Si	724	91	630	3
No	1,072	42	1,028	2
Total Votes Cast	1,796	133	1,658	5

PROPOSITION 314

Vote For 1

	TOTAL	Polls	Early Provisional	S
Yes / Si	665	84	578	3
No	1,136	49	1,085	2
Total Votes Cast	1,801	133	1,663	5

Precinct 099

PROPOSITION 315

Vote For 1

	TOTAL	Polls	Early Provisional	S
Yes / Si	468	63	404	1
No	1,261	58	1,199	4
Total Votes Cast	1,729	121	1,603	5

Precinct 100

Statistics	TOTAL	Polls	Early Provisional	s
Registered Voters - Total	2,810			
Ballots Cast - Total	2,188	246	1,927	15
Ballots Cast - Blank	23	7	16	0
Voter Turnout - Total	77.86%			

Presidential Electors

Vote For 1	TOTAL	Polls	Early Provisional	s
HARRIS, KAMALA D.	1,470	131	1,326	13
TRUMP, DONALD J.	650	107	541	2
OLIVER, CHASE	18	3	15	0
STEIN, JILL	28	3	25	0
Write-In Totals	9	0	9	0
Write-In: Ayyadurai / Ellis	0	0	0	0
Write-In: Boddie / Stoneham	0	0	0	0
Write-In: De la Cruz / Garcia	1	0	1	0
Write-In: Shelton / Serra	0	0	0	0
Write-In: Skousen / Combs	0	0	0	0
Not Assigned	8	0	8	0
Total Votes Cast	2,175	244	1,916	15

U.S. Senator

Vote For 1	TOTAL	Polls	Early Provisional	s
GALLEGO, RUBEN	1,468	129	1,327	12
LAKE, KARI	569	96	470	3
QUINTANA, EDUARDO	83	12	71	0
Write-In Totals	6	1	5	0
Write-In: Williams, Sarah	1	0	1	0
Write-In: Beckett, Christopher	0	0	0	0
Write-In: Sanders, Steven Cavin	0	0	0	0
Write-In: Bozic, David	0	0	0	0
Write-In: Petty, Shawn	0	0	0	0
Write-In: Rodriguez, Benjamin	0	0	0	0
Write-In: Prosser, Jannie "Jannie"	0	0	0	0
Not Assigned	5	1	4	0
Total Votes Cast	2,126	238	1,873	15

Precinct 100

U.S. Representative in Congress District 6

Vote For 1

	TOTAL	Polls	Early Provisional	s
ENGEL, KIRSTEN	1,404	131	1,263	10
CISCOMANI, JUAN	617	95	520	2
EASTWOOD, ATHENA	81	11	68	2
Write-In Totals	6	1	5	0
Write-In: Pozzolo, Luis	0	0	0	0
Not Assigned	6	1	5	0
Total Votes Cast	2,108	238	1,856	14

State Senator District 18

Vote For 1

	TOTAL	Polls	Early Provisional	s
SUNDARESHAN, PRIYA	1,580	151	1,417	12
Write-In Totals	72	9	63	0
Not Assigned	72	9	63	0
Total Votes Cast	1,652	160	1,480	12

State Representative Dist. 18

Vote For 2

	TOTAL	Polls	Early Provisional	s
GUTIERREZ, NANCY	1,276	99	1,168	9
MATHIS, CHRIS	1,237	102	1,128	7
ROSENBLUM, LEONARD "LEN"	623	95	526	2
Write-In Totals	18	3	15	0
Not Assigned	18	3	15	0
Total Votes Cast	3,154	299	2,837	18

Corporation Commissioner

Vote For 3

	TOTAL	Polls	Early Provisional	s
AGUILAR, YLENIA	1,262	99	1,155	8
HILL, JONATHON	1,199	86	1,107	6
POLACHECK, JOSHUA	1,206	84	1,115	7
LOPEZ, RENE	495	68	424	3
MARQUEZ PETERSON, LEA	495	66	427	2
WALDEN, RACHEL	543	71	469	3
CEASE, MIKE	93	13	79	1
LUXENBERG, NINA	106	16	90	0
Write-In Totals	13	1	12	0
Write-In: Bertone, Frank	0	0	0	0
Not Assigned	13	1	12	0
Total Votes Cast	5,412	504	4,878	30

Summary Results Report
 General Election
 November 5, 2024

OFFICIAL RESULTS
 Summary of Votes Cast
 County of Pima

Precinct 100

Board of Supervisors District 5

Vote For 1

	TOTAL	Polls	Early Provisional	S
GRIJALVA, ADELITA	1,342	107	1,226	9
ROMERO, VAL	623	100	520	3
Write-In Totals	17	3	14	0
Not Assigned	17	3	14	0
Total Votes Cast	1,982	210	1,760	12

County Assessor

Vote For 1

	TOTAL	Polls	Early Provisional	S
DROUBIE, SUZANNE	1,584	159	1,414	11
Write-In Totals	55	9	46	0
Not Assigned	55	9	46	0
Total Votes Cast	1,639	168	1,460	11

County Attorney

Vote For 1

	TOTAL	Polls	Early Provisional	S
CONOVER, LAURA	1,410	128	1,274	8
DRUAN, HOWARD	381	56	320	5
Write-In Totals	31	4	27	0
Not Assigned	31	4	27	0
Total Votes Cast	1,822	188	1,621	13

County Recorder

Vote For 1

	TOTAL	Polls	Early Provisional	S
CÁZARES-KELLY, GABRIELLA	1,426	126	1,290	10
CAMPBELL-GONZALEZ, DOMINIC	585	95	486	4
Write-In Totals	9	1	8	0
Not Assigned	9	1	8	0
Total Votes Cast	2,020	222	1,784	14

County Sheriff

Vote For 1

	TOTAL	Polls	Early Provisional	S
NANOS, CHRIS	1,208	105	1,096	7
LAPPIN, HEATHER	796	121	668	7
Write-In Totals	13	1	12	0
Write-In: Di Genova, Trista	1	0	1	0
Not Assigned	12	1	11	0
Total Votes Cast	2,017	227	1,776	14

Precinct 100

County Superintendent of Schools

Vote For 1

	TOTAL	Polls	Early Provisional	S
WILLIAMS, DUSTIN	1,564	153	1,398	13
Write-In Totals	57	9	48	0
Not Assigned	57	9	48	0
Total Votes Cast	1,621	162	1,446	13

County Treasurer

Vote For 1

	TOTAL	Polls	Early Provisional	S
JOHNSON, BRIAN	1,316	114	1,194	8
ACKERLEY, CHRIS	710	104	600	6
Write-In Totals	5	1	4	0
Not Assigned	5	1	4	0
Total Votes Cast	2,031	219	1,798	14

Constable Precinct 8

Vote For 1

	TOTAL	Polls	Early Provisional	S
TOTH, CHRISTOPHER	1,358	128	1,222	8
LAKE, BILL	646	90	553	3
Write-In Totals	11	1	10	0
Not Assigned	11	1	10	0
Total Votes Cast	2,015	219	1,785	11

KING, KATHRYN H.

Vote For 1

	TOTAL	Polls	Early Provisional	S
Yes / Si	777	93	679	5
No	985	85	894	6
Total Votes Cast	1,762	178	1,573	11

BOLICK, CLINT

Vote For 1

	TOTAL	Polls	Early Provisional	S
Yes / Si	715	82	630	3
No	1,030	97	925	8
Total Votes Cast	1,745	179	1,555	11

ECKERSTROM, PETER J.

Vote For 1

	TOTAL	Polls	Early Provisional	S
Yes / Si	1,159	102	1,051	6
No	456	66	386	4
Total Votes Cast	1,615	168	1,437	10

Precinct 100

STARING, CHRISTOPHER P.

Vote For 1

	TOTAL	Polls	Early Provisional	S
Yes / Si	1,082	99	975	8
No	497	70	425	2
Total Votes Cast	1,579	169	1,400	10

GRIFFIN, BRENDEN J.

Vote For 1

	TOTAL	Polls	Early Provisional	S
Yes / Si	1,061	102	954	5
No	508	65	438	5
Total Votes Cast	1,569	167	1,392	10

LEE, KENNETH

Vote For 1

	TOTAL	Polls	Early Provisional	S
Yes / Si	1,093	102	985	6
No	455	63	388	4
Total Votes Cast	1,548	165	1,373	10

BRYSON, KYLE A.

Vote For 1

	TOTAL	Polls	Early Provisional	S
Yes / Si	1,098	99	993	6
No	451	64	383	4
Total Votes Cast	1,549	163	1,376	10

COHEN, GARY J.

Vote For 1

	TOTAL	Polls	Early Provisional	S
Yes / Si	1,095	98	993	4
No	452	65	381	6
Total Votes Cast	1,547	163	1,374	10

GORDON, RICHARD E.

Vote For 1

	TOTAL	Polls	Early Provisional	S
Yes / Si	1,091	96	989	6
No	454	69	381	4
Total Votes Cast	1,545	165	1,370	10

Precinct 100

BUTLER, MICHAEL J.

Vote For 1

	TOTAL	Polls	Early Provisional	S
Yes / Si	1,111	97	1,008	6
No	454	70	380	4
Total Votes Cast	1,565	167	1,388	10

YEHLING, WAYNE E.

Vote For 1

	TOTAL	Polls	Early Provisional	S
Yes / Si	1,077	100	973	4
No	467	65	396	6
Total Votes Cast	1,544	165	1,369	10

CONSTANT, DANIELLE J.K.

Vote For 1

	TOTAL	Polls	Early Provisional	S
Yes / Si	1,074	106	963	5
No	479	62	412	5
Total Votes Cast	1,553	168	1,375	10

METCALF, D. DOUGLAS

Vote For 1

	TOTAL	Polls	Early Provisional	S
Yes / Si	1,085	98	982	5
No	457	67	385	5
Total Votes Cast	1,542	165	1,367	10

MCGINLEY, CASEY F.

Vote For 1

	TOTAL	Polls	Early Provisional	S
Yes / Si	1,105	96	1,003	6
No	435	68	363	4
Total Votes Cast	1,540	164	1,366	10

SAKALL, GREG

Vote For 1

	TOTAL	Polls	Early Provisional	S
Yes / Si	1,086	95	987	4
No	467	71	389	7
Total Votes Cast	1,553	166	1,376	11

Precinct 100

WAGENER, JOAN L.

Vote For 1

	TOTAL	Polls	Early Provisional	s
Yes / Si	1,089	98	986	5
No	480	68	407	5
Total Votes Cast	1,569	166	1,393	10

JOHNSON, KELLIE L.

Vote For 1

	TOTAL	Polls	Early Provisional	s
Yes / Si	949	106	838	5
No	629	62	561	6
Total Votes Cast	1,578	168	1,399	11

ORTIZ, KIMBERLY H.

Vote For 1

	TOTAL	Polls	Early Provisional	s
Yes / Si	1,127	109	1,011	7
No	426	57	366	3
Total Votes Cast	1,553	166	1,377	10

MCDONALD, SCOTT DAVID

Vote For 1

	TOTAL	Polls	Early Provisional	s
Yes / Si	1,079	102	972	5
No	472	65	401	6
Total Votes Cast	1,551	167	1,373	11

ABRAMS, LISA ILKA

Vote For 1

	TOTAL	Polls	Early Provisional	s
Yes / Si	1,135	107	1,021	7
No	425	59	363	3
Total Votes Cast	1,560	166	1,384	10

Governing Board - Tucson Unified School District (TUSD) No. 1

Vote For 3

	TOTAL	Polls	Early Provisional	s
ACOSTA RUIZ, PILAR	725	73	649	3
FLORES, ESTEBAN	526	74	449	3
LUNA ROSE, NATALIE	1,086	90	989	7
SHAH, RAVI	772	48	719	5
SHAW, SADIE	983	71	908	4
Write-In Totals	35	3	32	0
Not Assigned	35	3	32	0
Total Votes Cast	4,127	359	3,746	22

Precinct 100

Board of Governors - Pima Community College Dist. 5

Vote For 1

	TOTAL	Polls	Early Provisional	S
GONZALES, LUIS LOPEZ	577	70	503	4
MORALES, KARLA	868	82	781	5
Write-In Totals	18	3	15	0
Not Assigned	18	3	15	0
Total Votes Cast	1,463	155	1,299	9

PROPOSITION 133

Vote For 1

	TOTAL	Polls	Early Provisional	S
Yes / Si	558	76	476	6
No	1,385	125	1,253	7
Total Votes Cast	1,943	201	1,729	13

PROPOSITION 134

Vote For 1

	TOTAL	Polls	Early Provisional	S
Yes / Si	504	70	427	7
No	1,443	136	1,300	7
Total Votes Cast	1,947	206	1,727	14

PROPOSITION 135

Vote For 1

	TOTAL	Polls	Early Provisional	S
Yes / Si	636	91	538	7
No	1,269	113	1,151	5
Total Votes Cast	1,905	204	1,689	12

PROPOSITION 136

Vote For 1

	TOTAL	Polls	Early Provisional	S
Yes / Si	467	59	404	4
No	1,447	141	1,298	8
Total Votes Cast	1,914	200	1,702	12

PROPOSITION 137

Vote For 1

	TOTAL	Polls	Early Provisional	S
Yes / Si	256	44	210	2
No	1,655	159	1,486	10
Total Votes Cast	1,911	203	1,696	12

Precinct 100

PROPOSITION 138

Vote For 1

	TOTAL	Polls	Early Provisional	S
Yes / Si	317	39	274	4
No	1,667	178	1,479	10
Total Votes Cast	1,984	217	1,753	14

PROPOSITION 139

Vote For 1

	TOTAL	Polls	Early Provisional	S
Yes / Si	1,618	164	1,443	11
No	452	69	380	3
Total Votes Cast	2,070	233	1,823	14

PROPOSITION 140

Vote For 1

	TOTAL	Polls	Early Provisional	S
Yes / Si	936	115	815	6
No	1,093	105	982	6
Total Votes Cast	2,029	220	1,797	12

PROPOSITION 311

Vote For 1

	TOTAL	Polls	Early Provisional	S
Yes / Si	1,080	133	938	9
No	949	87	856	6
Total Votes Cast	2,029	220	1,794	15

PROPOSITION 312

Vote For 1

	TOTAL	Polls	Early Provisional	S
Yes / Si	946	125	811	10
No	1,071	91	976	4
Total Votes Cast	2,017	216	1,787	14

PROPOSITION 313

Vote For 1

	TOTAL	Polls	Early Provisional	S
Yes / Si	984	139	833	12
No	987	78	907	2
Total Votes Cast	1,971	217	1,740	14

Precinct 100

PROPOSITION 314

Vote For 1

	TOTAL	Polls	Early Provisional	S
Yes / Si	871	118	746	7
No	1,097	94	995	8
Total Votes Cast	1,968	212	1,741	15

PROPOSITION 315

Vote For 1

	TOTAL	Polls	Early Provisional	S
Yes / Si	665	101	558	6
No	1,242	103	1,133	6
Total Votes Cast	1,907	204	1,691	12

Summary Results Report
 General Election
 November 5, 2024

OFFICIAL RESULTS
 Summary of Votes Cast
 County of Pima

Precinct 101

Statistics	TOTAL	Polls	Early Provisional	S
Registered Voters - Total	2,137			
Ballots Cast - Total	1,581	291	1,281	9
Ballots Cast - Blank	35	17	18	0
Voter Turnout - Total	73.98%			

Presidential Electors

Vote For 1	TOTAL	Polls	Early Provisional	S
HARRIS, KAMALA D.	792	98	693	1
TRUMP, DONALD J.	762	187	567	8
OLIVER, CHASE	8	1	7	0
STEIN, JILL	10	3	7	0
Write-In Totals	2	0	2	0
Write-In: Ayyadurai / Ellis	0	0	0	0
Write-In: Boddie / Stoneham	0	0	0	0
Write-In: De la Cruz / Garcia	0	0	0	0
Write-In: Shelton / Serra	0	0	0	0
Write-In: Skousen / Combs	0	0	0	0
Not Assigned	2	0	2	0
Total Votes Cast	1,574	289	1,276	9

U.S. Senator

Vote For 1	TOTAL	Polls	Early Provisional	S
GALLEGO, RUBEN	804	109	694	1
LAKE, KARI	685	163	514	8
QUINTANA, EDUARDO	60	15	45	0
Write-In Totals	2	1	1	0
Write-In: Williams, Sarah	0	0	0	0
Write-In: Beckett, Christopher	0	0	0	0
Write-In: Sanders, Steven Cavin	0	0	0	0
Write-In: Bozic, David	0	0	0	0
Write-In: Petty, Shawn	0	0	0	0
Write-In: Rodriguez, Benjamin	0	0	0	0
Write-In: Prosser, Jannie "Jannie"	0	0	0	0
Not Assigned	2	1	1	0
Total Votes Cast	1,551	288	1,254	9

U.S. Representative in Congress District 7

Vote For 1	TOTAL	Polls	Early Provisional	S
GRIJALVA, RAÚL M.	772	104	667	1
BUTIEREZ SR., DANIEL FRANCIS	755	178	571	6
Write-In Totals	1	0	1	0
Not Assigned	1	0	1	0
Total Votes Cast	1,528	282	1,239	7

Precinct 101

State Senator District 16

Vote For 1

	TOTAL	Polls	Early Provisional	s
SEAMAN, STACEY	777	108	669	0
SHOPE JR., THOMAS "T.J."	742	170	565	7
Write-In Totals	1	0	1	0
Not Assigned	1	0	1	0
Total Votes Cast	1,520	278	1,235	7

State Representative Dist. 16

Vote For 2

	TOTAL	Polls	Early Provisional	s
SEAMAN, KEITH	779	104	675	0
LOPEZ, CHRIS	601	127	470	4
MARTINEZ, TERESA	630	130	498	2
Write-In Totals	7	1	6	0
Not Assigned	7	1	6	0
Total Votes Cast	2,017	362	1,649	6

Corporation Commissioner

Vote For 3

	TOTAL	Polls	Early Provisional	s
AGUILAR, YLENIA	683	78	605	0
HILL, JONATHON	657	65	592	0
POLACHECK, JOSHUA	660	64	596	0
LOPEZ, RENE	593	124	467	2
MARQUEZ PETERSON, LEA	553	110	439	4
WALDEN, RACHEL	629	131	494	4
CEASE, MIKE	48	8	38	2
LUXENBERG, NINA	54	10	43	1
Write-In Totals	2	0	1	1
Write-In: Bertone, Frank	0	0	0	0
Not Assigned	2	0	1	1
Total Votes Cast	3,879	590	3,275	14

Board of Supervisors District 3

Vote For 1

	TOTAL	Polls	Early Provisional	s
ALLEN, JENNIFER "JEN"	742	94	648	0
WITTENBRAKER, JANET "JL"	721	163	552	6
BAH, IMAN-UTOPIA LAYJOU	41	11	30	0
Write-In Totals	0	0	0	0
Not Assigned	0	0	0	0
Total Votes Cast	1,504	268	1,230	6

Precinct 101

County Assessor

Vote For 1

	TOTAL	Polls	Early Provisional	S
DROUBIE, SUZANNE	1,001	167	833	1
Write-In Totals	62	17	44	1
Not Assigned	62	17	44	1
Total Votes Cast	1,063	184	877	2

County Attorney

Vote For 1

	TOTAL	Polls	Early Provisional	S
CONOVER, LAURA	822	122	700	0
DRUAN, HOWARD	376	78	295	3
Write-In Totals	33	10	22	1
Not Assigned	33	10	22	1
Total Votes Cast	1,231	210	1,017	4

County Recorder

Vote For 1

	TOTAL	Polls	Early Provisional	S
CÁZARES-KELLY, GABRIELLA	801	101	700	0
CAMPBELL-GONZALEZ, DOMINIC	686	163	515	8
Write-In Totals	3	0	3	0
Not Assigned	3	0	3	0
Total Votes Cast	1,490	264	1,218	8

County Sheriff

Vote For 1

	TOTAL	Polls	Early Provisional	S
NANOS, CHRIS	700	100	599	1
LAPPIN, HEATHER	802	175	620	7
Write-In Totals	8	2	6	0
Write-In: Di Genova, Trista	0	0	0	0
Not Assigned	8	2	6	0
Total Votes Cast	1,510	277	1,225	8

County Superintendent of Schools

Vote For 1

	TOTAL	Polls	Early Provisional	S
WILLIAMS, DUSTIN	980	165	813	2
Write-In Totals	59	13	45	1
Not Assigned	59	13	45	1
Total Votes Cast	1,039	178	858	3

Precinct 101

County Treasurer

Vote For 1

	TOTAL	Polls	Early Provisional	S
JOHNSON, BRIAN	742	97	645	0
ACKERLEY, CHRIS	753	169	576	8
Write-In Totals	4	1	3	0
Not Assigned	4	1	3	0
Total Votes Cast	1,499	267	1,224	8

Justice of the Peace Precinct 4

Vote For 1

	TOTAL	Polls	Early Provisional	S
PESQUIERA, CHARLENE	983	164	818	1
Write-In Totals	78	18	59	1
Not Assigned	78	18	59	1
Total Votes Cast	1,061	182	877	2

Constable Precinct 4

Vote For 1

	TOTAL	Polls	Early Provisional	S
ETHRIDGE-NIELSEN, TRACY	972	156	814	2
Write-In Totals	63	15	47	1
Not Assigned	63	15	47	1
Total Votes Cast	1,035	171	861	3

KING, KATHRYN H.

Vote For 1

	TOTAL	Polls	Early Provisional	S
Yes / Si	722	143	576	3
No	576	84	489	3
Total Votes Cast	1,298	227	1,065	6

BOLICK, CLINT

Vote For 1

	TOTAL	Polls	Early Provisional	S
Yes / Si	679	141	536	2
No	588	80	505	3
Total Votes Cast	1,267	221	1,041	5

ECKERSTROM, PETER J.

Vote For 1

	TOTAL	Polls	Early Provisional	S
Yes / Si	846	140	705	1
No	363	71	288	4
Total Votes Cast	1,209	211	993	5

Precinct 101

STARING, CHRISTOPHER P.

Vote For 1		TOTAL	Polls	Early Provisional	S
Yes / Si		827	142	682	3
No		367	70	294	3
Total Votes Cast		1,194	212	976	6

GRIFFIN, BRENDEN J.

Vote For 1		TOTAL	Polls	Early Provisional	S
Yes / Si		819	142	676	1
No		358	66	288	4
Total Votes Cast		1,177	208	964	5

LEE, KENNETH

Vote For 1		TOTAL	Polls	Early Provisional	S
Yes / Si		816	136	678	2
No		350	69	278	3
Total Votes Cast		1,166	205	956	5

BRYSON, KYLE A.

Vote For 1		TOTAL	Polls	Early Provisional	S
Yes / Si		833	140	691	2
No		343	66	274	3
Total Votes Cast		1,176	206	965	5

COHEN, GARY J.

Vote For 1		TOTAL	Polls	Early Provisional	S
Yes / Si		813	141	670	2
No		363	64	296	3
Total Votes Cast		1,176	205	966	5

GORDON, RICHARD E.

Vote For 1		TOTAL	Polls	Early Provisional	S
Yes / Si		819	138	680	1
No		349	66	280	3
Total Votes Cast		1,168	204	960	4

Precinct 101

BUTLER, MICHAEL J.

Vote For 1

	TOTAL	Polls	Early Provisional	S
Yes / Si	827	138	686	3
No	343	67	274	2
Total Votes Cast	1,170	205	960	5

YEHLING, WAYNE E.

Vote For 1

	TOTAL	Polls	Early Provisional	S
Yes / Si	810	136	674	0
No	363	68	290	5
Total Votes Cast	1,173	204	964	5

CONSTANT, DANIELLE J.K.

Vote For 1

	TOTAL	Polls	Early Provisional	S
Yes / Si	805	133	671	1
No	375	72	299	4
Total Votes Cast	1,180	205	970	5

METCALF, D. DOUGLAS

Vote For 1

	TOTAL	Polls	Early Provisional	S
Yes / Si	813	137	675	1
No	358	65	289	4
Total Votes Cast	1,171	202	964	5

MCGINLEY, CASEY F.

Vote For 1

	TOTAL	Polls	Early Provisional	S
Yes / Si	814	135	678	1
No	357	71	282	4
Total Votes Cast	1,171	206	960	5

SAKALL, GREG

Vote For 1

	TOTAL	Polls	Early Provisional	S
Yes / Si	820	131	688	1
No	360	75	282	3
Total Votes Cast	1,180	206	970	4

Precinct 101

WAGENER, JOAN L.

Vote For 1

	TOTAL	Polls	Early Provisional	S
Yes / Si	832	139	692	1
No	341	67	271	3
Total Votes Cast	1,173	206	963	4

JOHNSON, KELLIE L.

Vote For 1

	TOTAL	Polls	Early Provisional	S
Yes / Si	794	135	658	1
No	391	69	319	3
Total Votes Cast	1,185	204	977	4

ORTIZ, KIMBERLY H.

Vote For 1

	TOTAL	Polls	Early Provisional	S
Yes / Si	834	140	692	2
No	338	63	272	3
Total Votes Cast	1,172	203	964	5

MCDONALD, SCOTT DAVID

Vote For 1

	TOTAL	Polls	Early Provisional	S
Yes / Si	801	136	662	3
No	371	69	299	3
Total Votes Cast	1,172	205	961	6

ABRAMS, LISA ILKA

Vote For 1

	TOTAL	Polls	Early Provisional	S
Yes / Si	841	136	704	1
No	333	70	259	4
Total Votes Cast	1,174	206	963	5

Governing Board - Tucson Unified School District (TUSD) No. 1

Vote For 3

	TOTAL	Polls	Early Provisional	S
ACOSTA RUIZ, PILAR	406	62	344	0
FLORES, ESTEBAN	436	77	357	2
LUNA ROSE, NATALIE	553	82	470	1
SHAH, RAVI	348	33	315	0
SHAW, SADIE	470	65	404	1
Write-In Totals	30	8	21	1
Not Assigned	30	8	21	1
Total Votes Cast	2,243	327	1,911	5

Precinct 101

Governing Board - Marana Unified School District No. 6

Vote For 3

	TOTAL	Polls	Early Provisional	S
ALEXANDER, ROY	115	17	98	0
HOLT, HUNTER D.	116	21	95	0
RAYMOND, CATHIE	134	27	106	1
ROBERTS, MIKAIL	77	14	63	0
WILLARD, DAVID	119	19	100	0
Write-In Totals	9	0	9	0
Not Assigned	9	0	9	0
Total Votes Cast	570	98	471	1

Board of Governors - Pima Community College Dist. 3

Vote For 1

	TOTAL	Polls	Early Provisional	S
GARCIA, MARIA DE LA LUZ	503	93	409	1
RANDALL, KRISTEN	617	106	509	2
Write-In Totals	18	7	11	0
Not Assigned	18	7	11	0
Total Votes Cast	1,138	206	929	3

PROPOSITION 133

Vote For 1

	TOTAL	Polls	Early Provisional	S
Yes / Si	548	121	424	3
No	860	129	727	4
Total Votes Cast	1,408	250	1,151	7

PROPOSITION 134

Vote For 1

	TOTAL	Polls	Early Provisional	S
Yes / Si	526	114	410	2
No	880	133	742	5
Total Votes Cast	1,406	247	1,152	7

PROPOSITION 135

Vote For 1

	TOTAL	Polls	Early Provisional	S
Yes / Si	595	116	477	2
No	795	126	664	5
Total Votes Cast	1,390	242	1,141	7

Precinct 101

PROPOSITION 136

Vote For 1

	TOTAL	Polls	Early Provisional	S
Yes / Si	455	101	352	2
No	938	139	794	5
Total Votes Cast	1,393	240	1,146	7

PROPOSITION 137

Vote For 1

	TOTAL	Polls	Early Provisional	S
Yes / Si	308	62	245	1
No	1,077	181	890	6
Total Votes Cast	1,385	243	1,135	7

PROPOSITION 138

Vote For 1

	TOTAL	Polls	Early Provisional	S
Yes / Si	291	61	228	2
No	1,134	188	941	5
Total Votes Cast	1,425	249	1,169	7

PROPOSITION 139

Vote For 1

	TOTAL	Polls	Early Provisional	S
Yes / Si	975	143	831	1
No	531	124	401	6
Total Votes Cast	1,506	267	1,232	7

PROPOSITION 140

Vote For 1

	TOTAL	Polls	Early Provisional	S
Yes / Si	714	129	580	5
No	764	133	629	2
Total Votes Cast	1,478	262	1,209	7

PROPOSITION 311

Vote For 1

	TOTAL	Polls	Early Provisional	S
Yes / Si	994	199	787	8
No	492	61	431	0
Total Votes Cast	1,486	260	1,218	8

Precinct 101

PROPOSITION 312

Vote For 1				
	TOTAL	Polls	Early Provisional	S
Yes / Sí	894	176	713	5
No	576	79	495	2
Total Votes Cast	1,470	255	1,208	7

PROPOSITION 313

Vote For 1				
	TOTAL	Polls	Early Provisional	S
Yes / Sí	946	189	751	6
No	490	64	425	1
Total Votes Cast	1,436	253	1,176	7

PROPOSITION 314

Vote For 1				
	TOTAL	Polls	Early Provisional	S
Yes / Sí	941	175	761	5
No	483	76	405	2
Total Votes Cast	1,424	251	1,166	7

PROPOSITION 315

Vote For 1				
	TOTAL	Polls	Early Provisional	S
Yes / Sí	596	127	466	3
No	799	123	672	4
Total Votes Cast	1,395	250	1,138	7

PROPOSITION 411 - Marana Unified School District No. 6

Vote For 1				
	TOTAL	Polls	Early Provisional	S
Budget Increase, Yes / Aumento al Presupuesto, Sí	111	18	93	0
Budget Increase, No / Aumento al Presupuesto, No	154	30	123	1
Total Votes Cast	265	48	216	1

Summary Results Report
 General Election
 November 5, 2024

OFFICIAL RESULTS
 Summary of Votes Cast
 County of Pima

Precinct 102

Statistics	TOTAL	Polls	Early Provisional	s
Registered Voters - Total	939			
Ballots Cast - Total	556	137	412	7
Ballots Cast - Blank	12	5	6	1
Voter Turnout - Total	59.21%			

Presidential Electors

Vote For 1	TOTAL	Polls	Early Provisional	s
HARRIS, KAMALA D.	323	69	252	2
TRUMP, DONALD J.	228	67	156	5
OLIVER, CHASE	1	0	1	0
STEIN, JILL	0	0	0	0
Write-In Totals	2	0	2	0
Write-In: Ayyadurai / Ellis	0	0	0	0
Write-In: Boddie / Stoneham	0	0	0	0
Write-In: De la Cruz / Garcia	0	0	0	0
Write-In: Shelton / Serra	0	0	0	0
Write-In: Skousen / Combs	0	0	0	0
Not Assigned	2	0	2	0
Total Votes Cast	554	136	411	7

U.S. Senator

Vote For 1	TOTAL	Polls	Early Provisional	s
GALLEGO, RUBEN	323	76	244	3
LAKE, KARI	199	53	142	4
QUINTANA, EDUARDO	18	4	14	0
Write-In Totals	1	0	1	0
Write-In: Williams, Sarah	0	0	0	0
Write-In: Beckett, Christopher	0	0	0	0
Write-In: Sanders, Steven Cavin	0	0	0	0
Write-In: Bozic, David	0	0	0	0
Write-In: Petty, Shawn	0	0	0	0
Write-In: Rodriguez, Benjamin	0	0	0	0
Write-In: Prosser, Jannie "Jannie"	0	0	0	0
Not Assigned	1	0	1	0
Total Votes Cast	541	133	401	7

U.S. Representative in Congress District 7

Vote For 1	TOTAL	Polls	Early Provisional	s
GRIJALVA, RAÚL M.	330	82	247	1
BUTIEREZ SR., DANIEL FRANCIS	203	53	145	5
Write-In Totals	2	0	2	0
Not Assigned	2	0	2	0
Total Votes Cast	535	135	394	6

Precinct 102

State Senator District 20

Vote For 1

	TOTAL	Polls	Early Provisional	S
GONZALES, SALLY ANN	387	98	286	3
Write-In Totals	27	8	18	1
Not Assigned	27	8	18	1
Total Votes Cast	414	106	304	4

State Representative Dist. 20

Vote For 2

	TOTAL	Polls	Early Provisional	S
HERNANDEZ, ALMA	333	78	253	2
VILLEGAS, BETTY	228	48	179	1
Write-In Totals	37	7	30	0
Not Assigned	37	7	30	0
Total Votes Cast	598	133	462	3

Corporation Commissioner

Vote For 3

	TOTAL	Polls	Early Provisional	S
AGUILAR, YLENIA	284	54	227	3
HILL, JONATHON	234	41	192	1
POLACHECK, JOSHUA	220	38	182	0
LOPEZ, RENE	174	40	129	5
MARQUEZ PETERSON, LEA	169	37	130	2
WALDEN, RACHEL	161	39	120	2
CEASE, MIKE	16	3	13	0
LUXENBERG, NINA	17	3	13	1
Write-In Totals	1	0	1	0
Write-In: Bertone, Frank	0	0	0	0
Not Assigned	1	0	1	0
Total Votes Cast	1,276	255	1,007	14

Board of Supervisors District 5

Vote For 1

	TOTAL	Polls	Early Provisional	S
GRIJALVA, ADELITA	340	80	258	2
ROMERO, VAL	157	40	114	3
Write-In Totals	10	2	8	0
Not Assigned	10	2	8	0
Total Votes Cast	507	122	380	5

Precinct 102

County Assessor

Vote For 1

	TOTAL	Polls	Early Provisional	S
DROUBIE, SUZANNE	388	96	287	5
Write-In Totals	18	5	13	0
Not Assigned	18	5	13	0
Total Votes Cast	406	101	300	5

County Attorney

Vote For 1

	TOTAL	Polls	Early Provisional	S
CONOVER, LAURA	338	83	252	3
DRUAN, HOWARD	107	26	78	3
Write-In Totals	11	1	10	0
Not Assigned	11	1	10	0
Total Votes Cast	456	110	340	6

County Recorder

Vote For 1

	TOTAL	Polls	Early Provisional	S
CÁZARES-KELLY, GABRIELLA	320	77	240	3
CAMPBELL-GONZALEZ, DOMINIC	199	51	144	4
Write-In Totals	0	0	0	0
Not Assigned	0	0	0	0
Total Votes Cast	519	128	384	7

County Sheriff

Vote For 1

	TOTAL	Polls	Early Provisional	S
NANOS, CHRIS	302	73	229	0
LAPPIN, HEATHER	223	55	161	7
Write-In Totals	3	1	2	0
Write-In: Di Genova, Trista	0	0	0	0
Not Assigned	3	1	2	0
Total Votes Cast	528	129	392	7

County Superintendent of Schools

Vote For 1

	TOTAL	Polls	Early Provisional	S
WILLIAMS, DUSTIN	390	98	287	5
Write-In Totals	19	4	15	0
Not Assigned	19	4	15	0
Total Votes Cast	409	102	302	5

Precinct 102

County Treasurer

Vote For 1

	TOTAL	Polls	Early Provisional	S
JOHNSON, BRIAN	301	74	225	2
ACKERLEY, CHRIS	217	52	160	5
Write-In Totals	0	0	0	0
Not Assigned	0	0	0	0
Total Votes Cast	518	126	385	7

Justice of the Peace Precinct 4

Vote For 1

	TOTAL	Polls	Early Provisional	S
PESQUIERA, CHARLENE	392	99	289	4
Write-In Totals	19	3	16	0
Not Assigned	19	3	16	0
Total Votes Cast	411	102	305	4

Constable Precinct 4

Vote For 1

	TOTAL	Polls	Early Provisional	S
ETHRIDGE-NIELSEN, TRACY	391	100	287	4
Write-In Totals	18	3	15	0
Not Assigned	18	3	15	0
Total Votes Cast	409	103	302	4

KING, KATHRYN H.

Vote For 1

	TOTAL	Polls	Early Provisional	S
Yes / Si	269	59	207	3
No	179	54	123	2
Total Votes Cast	448	113	330	5

BOLICK, CLINT

Vote For 1

	TOTAL	Polls	Early Provisional	S
Yes / Si	242	58	182	2
No	185	48	134	3
Total Votes Cast	427	106	316	5

ECKERSTROM, PETER J.

Vote For 1

	TOTAL	Polls	Early Provisional	S
Yes / Si	286	60	223	3
No	143	46	95	2
Total Votes Cast	429	106	318	5

Precinct 102

STARING, CHRISTOPHER P.

Vote For 1	TOTAL	Polls	Early Provisional	S
Yes / Si	283	59	221	3
No	129	41	86	2
Total Votes Cast	412	100	307	5

GRIFFIN, BRENDEN J.

Vote For 1	TOTAL	Polls	Early Provisional	S
Yes / Si	290	60	227	3
No	135	42	91	2
Total Votes Cast	425	102	318	5

LEE, KENNETH

Vote For 1	TOTAL	Polls	Early Provisional	S
Yes / Si	281	56	223	2
No	131	41	87	3
Total Votes Cast	412	97	310	5

BRYSON, KYLE A.

Vote For 1	TOTAL	Polls	Early Provisional	S
Yes / Si	278	57	219	2
No	139	43	93	3
Total Votes Cast	417	100	312	5

COHEN, GARY J.

Vote For 1	TOTAL	Polls	Early Provisional	S
Yes / Si	278	56	219	3
No	134	43	89	2
Total Votes Cast	412	99	308	5

GORDON, RICHARD E.

Vote For 1	TOTAL	Polls	Early Provisional	S
Yes / Si	286	56	227	3
No	133	45	86	2
Total Votes Cast	419	101	313	5

Precinct 102

BUTLER, MICHAEL J.

Vote For 1

	TOTAL	Polls	Early Provisional	S
Yes / Si	293	58	232	3
No	128	43	83	2
Total Votes Cast	421	101	315	5

YEHLING, WAYNE E.

Vote For 1

	TOTAL	Polls	Early Provisional	S
Yes / Si	282	55	225	2
No	136	43	90	3
Total Votes Cast	418	98	315	5

CONSTANT, DANIELLE J.K.

Vote For 1

	TOTAL	Polls	Early Provisional	S
Yes / Si	291	55	234	2
No	132	46	83	3
Total Votes Cast	423	101	317	5

METCALF, D. DOUGLAS

Vote For 1

	TOTAL	Polls	Early Provisional	S
Yes / Si	285	56	226	3
No	136	44	90	2
Total Votes Cast	421	100	316	5

MCGINLEY, CASEY F.

Vote For 1

	TOTAL	Polls	Early Provisional	S
Yes / Si	280	55	222	3
No	139	46	91	2
Total Votes Cast	419	101	313	5

SAKALL, GREG

Vote For 1

	TOTAL	Polls	Early Provisional	S
Yes / Si	274	54	218	2
No	139	43	93	3
Total Votes Cast	413	97	311	5

Precinct 102

WAGENER, JOAN L.

Vote For 1

	TOTAL	Polls	Early Provisional	S
Yes / Si	284	55	226	3
No	132	44	86	2
Total Votes Cast	416	99	312	5

JOHNSON, KELLIE L.

Vote For 1

	TOTAL	Polls	Early Provisional	S
Yes / Si	271	57	211	3
No	143	42	99	2
Total Votes Cast	414	99	310	5

ORTIZ, KIMBERLY H.

Vote For 1

	TOTAL	Polls	Early Provisional	S
Yes / Si	300	62	235	3
No	124	38	84	2
Total Votes Cast	424	100	319	5

MCDONALD, SCOTT DAVID

Vote For 1

	TOTAL	Polls	Early Provisional	S
Yes / Si	282	56	223	3
No	133	42	89	2
Total Votes Cast	415	98	312	5

ABRAMS, LISA ILKA

Vote For 1

	TOTAL	Polls	Early Provisional	S
Yes / Si	286	57	226	3
No	133	44	87	2
Total Votes Cast	419	101	313	5

Governing Board - Tucson Unified School District (TUSD) No. 1

Vote For 3

	TOTAL	Polls	Early Provisional	S
ACOSTA RUIZ, PILAR	226	46	176	4
FLORES, ESTEBAN	227	53	172	2
LUNA ROSE, NATALIE	259	47	210	2
SHAH, RAVI	114	12	102	0
SHAW, SADIE	144	30	114	0
Write-In Totals	16	1	15	0
Not Assigned	16	1	15	0
Total Votes Cast	986	189	789	8

Precinct 102

Board of Governors - Pima Community College Dist. 5

Vote For 1

	TOTAL	Polls	Early Provisional	S
GONZALES, LUIS LOPEZ	179	55	120	4
MORALES, KARLA	241	50	190	1
Write-In Totals	9	0	9	0
Not Assigned	9	0	9	0
Total Votes Cast	429	105	319	5

PROPOSITION 133

Vote For 1

	TOTAL	Polls	Early Provisional	S
Yes / Si	196	58	135	3
No	292	59	230	3
Total Votes Cast	488	117	365	6

PROPOSITION 134

Vote For 1

	TOTAL	Polls	Early Provisional	S
Yes / Si	185	49	133	3
No	296	68	225	3
Total Votes Cast	481	117	358	6

PROPOSITION 135

Vote For 1

	TOTAL	Polls	Early Provisional	S
Yes / Si	193	60	131	2
No	276	57	214	5
Total Votes Cast	469	117	345	7

PROPOSITION 136

Vote For 1

	TOTAL	Polls	Early Provisional	S
Yes / Si	164	50	112	2
No	305	60	240	5
Total Votes Cast	469	110	352	7

PROPOSITION 137

Vote For 1

	TOTAL	Polls	Early Provisional	S
Yes / Si	125	30	93	2
No	346	85	257	4
Total Votes Cast	471	115	350	6

Precinct 102

PROPOSITION 138

Vote For 1

	TOTAL	Polls	Early Provisional	S
Yes / Si	127	38	89	0
No	366	81	278	7
Total Votes Cast	493	119	367	7

PROPOSITION 139

Vote For 1

	TOTAL	Polls	Early Provisional	S
Yes / Si	328	86	240	2
No	199	45	150	4
Total Votes Cast	527	131	390	6

PROPOSITION 140

Vote For 1

	TOTAL	Polls	Early Provisional	S
Yes / Si	233	63	166	4
No	274	63	209	2
Total Votes Cast	507	126	375	6

PROPOSITION 311

Vote For 1

	TOTAL	Polls	Early Provisional	S
Yes / Si	344	87	253	4
No	166	40	124	2
Total Votes Cast	510	127	377	6

PROPOSITION 312

Vote For 1

	TOTAL	Polls	Early Provisional	S
Yes / Si	299	76	220	3
No	207	50	154	3
Total Votes Cast	506	126	374	6

PROPOSITION 313

Vote For 1

	TOTAL	Polls	Early Provisional	S
Yes / Si	327	79	244	4
No	172	42	129	1
Total Votes Cast	499	121	373	5

Precinct 102

PROPOSITION 314

Vote For 1

	TOTAL	Polls	Early Provisional	S
Yes / Si	287	70	214	3
No	207	48	157	2
Total Votes Cast	494	118	371	5

PROPOSITION 315

Vote For 1

	TOTAL	Polls	Early Provisional	S
Yes / Si	200	55	143	2
No	274	62	209	3
Total Votes Cast	474	117	352	5

Summary Results Report
 General Election
 November 5, 2024

OFFICIAL RESULTS
 Summary of Votes Cast
 County of Pima

Precinct 103

Statistics	TOTAL	Polls	Early Provisional	s
Registered Voters - Total	1,259			
Ballots Cast - Total	1,069	106	959	4
Ballots Cast - Blank	12	2	10	0
Voter Turnout - Total	84.91%			

Presidential Electors

Vote For 1	TOTAL	Polls	Early Provisional	s
HARRIS, KAMALA D.	791	58	730	3
TRUMP, DONALD J.	251	46	204	1
OLIVER, CHASE	5	0	5	0
STEIN, JILL	8	1	7	0
Write-In Totals	3	1	2	0
Write-In: Ayyadurai / Ellis	0	0	0	0
Write-In: Boddie / Stoneham	0	0	0	0
Write-In: De la Cruz / Garcia	0	0	0	0
Write-In: Shelton / Serra	0	0	0	0
Write-In: Skousen / Combs	0	0	0	0
Not Assigned	3	1	2	0
Total Votes Cast	1,058	106	948	4

U.S. Senator

Vote For 1	TOTAL	Polls	Early Provisional	s
GALLEGO, RUBEN	798	55	739	4
LAKE, KARI	222	43	179	0
QUINTANA, EDUARDO	30	4	26	0
Write-In Totals	0	0	0	0
Write-In: Williams, Sarah	0	0	0	0
Write-In: Beckett, Christopher	0	0	0	0
Write-In: Sanders, Steven Cavin	0	0	0	0
Write-In: Bozic, David	0	0	0	0
Write-In: Petty, Shawn	0	0	0	0
Write-In: Rodriguez, Benjamin	0	0	0	0
Write-In: Prosser, Jannie "Jannie"	0	0	0	0
Not Assigned	0	0	0	0
Total Votes Cast	1,050	102	944	4

Precinct 103

U.S. Representative in Congress District 6

Vote For 1

	TOTAL	Polls	Early Provisional	s
ENGEL, KIRSTEN	768	51	714	3
CISCOMANI, JUAN	240	48	191	1
EASTWOOD, ATHENA	35	3	32	0
Write-In Totals	0	0	0	0
Write-In: Pozzolo, Luis	0	0	0	0
Not Assigned	0	0	0	0
Total Votes Cast	1,043	102	937	4

State Senator District 18

Vote For 1

	TOTAL	Polls	Early Provisional	s
SUNDARESHAN, PRIYA	813	65	744	4
Write-In Totals	18	1	17	0
Not Assigned	18	1	17	0
Total Votes Cast	831	66	761	4

State Representative Dist. 18

Vote For 2

	TOTAL	Polls	Early Provisional	s
GUTIERREZ, NANCY	740	44	692	4
MATHIS, CHRIS	674	39	634	1
ROSENBLUM, LEONARD "LEN"	255	45	210	0
Write-In Totals	4	0	4	0
Not Assigned	4	0	4	0
Total Votes Cast	1,673	128	1,540	5

Corporation Commissioner

Vote For 3

	TOTAL	Polls	Early Provisional	s
AGUILAR, YLENIA	711	39	670	2
HILL, JONATHON	689	38	649	2
POLACHECK, JOSHUA	660	32	627	1
LOPEZ, RENE	224	39	185	0
MARQUEZ PETERSON, LEA	237	41	195	1
WALDEN, RACHEL	221	36	185	0
CEASE, MIKE	37	6	31	0
LUXENBERG, NINA	37	4	33	0
Write-In Totals	0	0	0	0
Write-In: Bertone, Frank	0	0	0	0
Not Assigned	0	0	0	0
Total Votes Cast	2,816	235	2,575	6

Precinct 103

Board of Supervisors District 5

Vote For 1

	TOTAL	Polls	Early Provisional	S
GRIJALVA, ADELITA	739	47	689	3
ROMERO, VAL	239	47	192	0
Write-In Totals	2	0	2	0
Not Assigned	2	0	2	0
Total Votes Cast	980	94	883	3

County Assessor

Vote For 1

	TOTAL	Polls	Early Provisional	S
DROUBIE, SUZANNE	821	62	755	4
Write-In Totals	14	2	12	0
Not Assigned	14	2	12	0
Total Votes Cast	835	64	767	4

County Attorney

Vote For 1

	TOTAL	Polls	Early Provisional	S
CONOVER, LAURA	759	61	694	4
DRUAN, HOWARD	151	22	129	0
Write-In Totals	6	1	5	0
Not Assigned	6	1	5	0
Total Votes Cast	916	84	828	4

County Recorder

Vote For 1

	TOTAL	Polls	Early Provisional	S
CÁZARES-KELLY, GABRIELLA	772	59	711	2
CAMPBELL-GONZALEZ, DOMINIC	224	40	183	1
Write-In Totals	0	0	0	0
Not Assigned	0	0	0	0
Total Votes Cast	996	99	894	3

County Sheriff

Vote For 1

	TOTAL	Polls	Early Provisional	S
NANOS, CHRIS	607	49	556	2
LAPPIN, HEATHER	383	52	330	1
Write-In Totals	2	0	2	0
Write-In: Di Genova, Trista	0	0	0	0
Not Assigned	2	0	2	0
Total Votes Cast	992	101	888	3

Precinct 103

County Superintendent of Schools

Vote For 1

	TOTAL	Polls	Early Provisional	S
WILLIAMS, DUSTIN	807	65	738	4
Write-In Totals	14	1	13	0
Not Assigned	14	1	13	0
Total Votes Cast	821	66	751	4

County Treasurer

Vote For 1

	TOTAL	Polls	Early Provisional	S
JOHNSON, BRIAN	719	46	671	2
ACKERLEY, CHRIS	287	52	233	2
Write-In Totals	1	1	0	0
Not Assigned	1	1	0	0
Total Votes Cast	1,007	99	904	4

Constable Precinct 8

Vote For 1

	TOTAL	Polls	Early Provisional	S
TOTH, CHRISTOPHER	718	50	666	2
LAKE, BILL	272	46	225	1
Write-In Totals	1	0	1	0
Not Assigned	1	0	1	0
Total Votes Cast	991	96	892	3

KING, KATHRYN H.

Vote For 1

	TOTAL	Polls	Early Provisional	S
Yes / Si	350	51	298	1
No	560	32	527	1
Total Votes Cast	910	83	825	2

BOLICK, CLINT

Vote For 1

	TOTAL	Polls	Early Provisional	S
Yes / Si	328	50	278	0
No	576	31	543	2
Total Votes Cast	904	81	821	2

ECKERSTROM, PETER J.

Vote For 1

	TOTAL	Polls	Early Provisional	S
Yes / Si	606	51	555	0
No	178	22	155	1
Total Votes Cast	784	73	710	1

Precinct 103

STARING, CHRISTOPHER P.

Vote For 1

	TOTAL	Polls	Early Provisional	S
Yes / Si	559	53	506	0
No	217	23	193	1
Total Votes Cast	776	76	699	1

GRIFFIN, BRENDEN J.

Vote For 1

	TOTAL	Polls	Early Provisional	S
Yes / Si	594	51	543	0
No	169	21	147	1
Total Votes Cast	763	72	690	1

LEE, KENNETH

Vote For 1

	TOTAL	Polls	Early Provisional	S
Yes / Si	596	48	548	0
No	164	24	139	1
Total Votes Cast	760	72	687	1

BRYSON, KYLE A.

Vote For 1

	TOTAL	Polls	Early Provisional	S
Yes / Si	600	53	546	1
No	159	18	141	0
Total Votes Cast	759	71	687	1

COHEN, GARY J.

Vote For 1

	TOTAL	Polls	Early Provisional	S
Yes / Si	585	48	536	1
No	173	23	149	1
Total Votes Cast	758	71	685	2

GORDON, RICHARD E.

Vote For 1

	TOTAL	Polls	Early Provisional	S
Yes / Si	600	54	546	0
No	156	17	138	1
Total Votes Cast	756	71	684	1

Precinct 103

BUTLER, MICHAEL J.

Vote For 1

	TOTAL	Polls	Early Provisional	S
Yes / Si	602	50	552	0
No	156	20	134	2
Total Votes Cast	758	70	686	2

YEHLING, WAYNE E.

Vote For 1

	TOTAL	Polls	Early Provisional	S
Yes / Si	598	50	548	0
No	159	21	137	1
Total Votes Cast	757	71	685	1

CONSTANT, DANIELLE J.K.

Vote For 1

	TOTAL	Polls	Early Provisional	S
Yes / Si	577	51	526	0
No	180	21	158	1
Total Votes Cast	757	72	684	1

METCALF, D. DOUGLAS

Vote For 1

	TOTAL	Polls	Early Provisional	S
Yes / Si	611	49	562	0
No	156	21	134	1
Total Votes Cast	767	70	696	1

MCGINLEY, CASEY F.

Vote For 1

	TOTAL	Polls	Early Provisional	S
Yes / Si	611	51	560	0
No	151	20	130	1
Total Votes Cast	762	71	690	1

SAKALL, GREG

Vote For 1

	TOTAL	Polls	Early Provisional	S
Yes / Si	589	53	535	1
No	171	19	152	0
Total Votes Cast	760	72	687	1

Precinct 103

WAGENER, JOAN L.

Vote For 1

	TOTAL	Polls	Early Provisional	S
Yes / Si	591	49	542	0
No	165	22	142	1
Total Votes Cast	756	71	684	1

JOHNSON, KELLIE L.

Vote For 1

	TOTAL	Polls	Early Provisional	S
Yes / Si	463	47	416	0
No	318	25	291	2
Total Votes Cast	781	72	707	2

ORTIZ, KIMBERLY H.

Vote For 1

	TOTAL	Polls	Early Provisional	S
Yes / Si	582	49	533	0
No	167	22	144	1
Total Votes Cast	749	71	677	1

MCDONALD, SCOTT DAVID

Vote For 1

	TOTAL	Polls	Early Provisional	S
Yes / Si	585	50	535	0
No	170	20	149	1
Total Votes Cast	755	70	684	1

ABRAMS, LISA ILKA

Vote For 1

	TOTAL	Polls	Early Provisional	S
Yes / Si	604	49	555	0
No	157	22	134	1
Total Votes Cast	761	71	689	1

Governing Board - Tucson Unified School District (TUSD) No. 1

Vote For 3

	TOTAL	Polls	Early Provisional	S
ACOSTA RUIZ, PILAR	303	31	272	0
FLORES, ESTEBAN	197	28	168	1
LUNA ROSE, NATALIE	553	33	519	1
SHAH, RAVI	528	22	505	1
SHAW, SADIE	555	30	524	1
Write-In Totals	17	1	16	0
Not Assigned	17	1	16	0
Total Votes Cast	2,153	145	2,004	4

Precinct 103

Board of Governors - Pima Community College Dist. 5

Vote For 1

	TOTAL	Polls	Early Provisional	S
GONZALES, LUIS LOPEZ	292	20	272	0
MORALES, KARLA	416	43	371	2
Write-In Totals	7	0	7	0
Not Assigned	7	0	7	0
Total Votes Cast	715	63	650	2

PROPOSITION 133

Vote For 1

	TOTAL	Polls	Early Provisional	S
Yes / Si	209	33	176	0
No	753	59	691	3
Total Votes Cast	962	92	867	3

PROPOSITION 134

Vote For 1

	TOTAL	Polls	Early Provisional	S
Yes / Si	218	39	178	1
No	748	53	693	2
Total Votes Cast	966	92	871	3

PROPOSITION 135

Vote For 1

	TOTAL	Polls	Early Provisional	S
Yes / Si	253	45	207	1
No	702	47	653	2
Total Votes Cast	955	92	860	3

PROPOSITION 136

Vote For 1

	TOTAL	Polls	Early Provisional	S
Yes / Si	203	38	165	0
No	742	53	686	3
Total Votes Cast	945	91	851	3

PROPOSITION 137

Vote For 1

	TOTAL	Polls	Early Provisional	S
Yes / Si	109	21	87	1
No	831	67	762	2
Total Votes Cast	940	88	849	3

Precinct 103

PROPOSITION 138

Vote For 1

	TOTAL	Polls	Early Provisional	S
Yes / Si	142	28	114	0
No	833	67	763	3
Total Votes Cast	975	95	877	3

PROPOSITION 139

Vote For 1

	TOTAL	Polls	Early Provisional	S
Yes / Si	828	70	755	3
No	199	33	165	1
Total Votes Cast	1,027	103	920	4

PROPOSITION 140

Vote For 1

	TOTAL	Polls	Early Provisional	S
Yes / Si	424	58	365	1
No	580	42	536	2
Total Votes Cast	1,004	100	901	3

PROPOSITION 311

Vote For 1

	TOTAL	Polls	Early Provisional	S
Yes / Si	437	72	364	1
No	558	29	527	2
Total Votes Cast	995	101	891	3

PROPOSITION 312

Vote For 1

	TOTAL	Polls	Early Provisional	S
Yes / Si	396	64	332	0
No	601	35	563	3
Total Votes Cast	997	99	895	3

PROPOSITION 313

Vote For 1

	TOTAL	Polls	Early Provisional	S
Yes / Si	361	58	302	1
No	587	36	549	2
Total Votes Cast	948	94	851	3

Precinct 103

PROPOSITION 314

Vote For 1

	TOTAL	Polls	Early Provisional	S
Yes / Si	317	51	266	0
No	636	37	596	3
Total Votes Cast	953	88	862	3

PROPOSITION 315

Vote For 1

	TOTAL	Polls	Early Provisional	S
Yes / Si	255	43	212	0
No	671	43	625	3
Total Votes Cast	926	86	837	3

Summary Results Report
 General Election
 November 5, 2024

OFFICIAL RESULTS
 Summary of Votes Cast
 County of Pima

Precinct 104

Statistics	TOTAL	Polls	Early Provisional	s
Registered Voters - Total	4,452			
Ballots Cast - Total	3,847	510	3,324	13
Ballots Cast - Blank	48	12	36	0
Voter Turnout - Total	86.41%			

Presidential Electors

Vote For 1	TOTAL	Polls	Early Provisional	s
HARRIS, KAMALA D.	1,955	160	1,790	5
TRUMP, DONALD J.	1,819	339	1,472	8
OLIVER, CHASE	26	4	22	0
STEIN, JILL	17	3	14	0
Write-In Totals	12	0	12	0
Write-In: Ayyadurai / Ellis	0	0	0	0
Write-In: Boddie / Stoneham	0	0	0	0
Write-In: De la Cruz / Garcia	1	0	1	0
Write-In: Shelton / Serra	0	0	0	0
Write-In: Skousen / Combs	0	0	0	0
Not Assigned	11	0	11	0
Total Votes Cast	3,829	506	3,310	13

U.S. Senator

Vote For 1	TOTAL	Polls	Early Provisional	s
GALLEGO, RUBEN	2,055	181	1,871	3
LAKE, KARI	1,641	305	1,328	8
QUINTANA, EDUARDO	72	14	56	2
Write-In Totals	3	0	3	0
Write-In: Williams, Sarah	0	0	0	0
Write-In: Beckett, Christopher	0	0	0	0
Write-In: Sanders, Steven Cavin	0	0	0	0
Write-In: Bozic, David	1	0	1	0
Write-In: Petty, Shawn	0	0	0	0
Write-In: Rodriguez, Benjamin	0	0	0	0
Write-In: Prosser, Jannie "Jannie"	0	0	0	0
Not Assigned	2	0	2	0
Total Votes Cast	3,771	500	3,258	13

Summary Results Report
 General Election
 November 5, 2024

OFFICIAL RESULTS
 Summary of Votes Cast
 County of Pima

Precinct 104

U.S. Representative in Congress District 6

Vote For 1

	TOTAL	Polls	Early Provisional	S
ENGEL, KIRSTEN	1,848	143	1,700	5
CISCOMANI, JUAN	1,847	341	1,498	8
EASTWOOD, ATHENA	59	16	43	0
Write-In Totals	4	1	3	0
Write-In: Pozzolo, Luis	0	0	0	0
Not Assigned	4	1	3	0
Total Votes Cast	3,758	501	3,244	13

State Senator District 17

Vote For 1

	TOTAL	Polls	Early Provisional	S
MCLEAN, JOHN	1,970	166	1,799	5
LEACH, VENDEN "VINCE"	1,745	323	1,415	7
Write-In Totals	6	1	5	0
Not Assigned	6	1	5	0
Total Votes Cast	3,721	490	3,219	12

State Representative Dist. 17

Vote For 2

	TOTAL	Polls	Early Provisional	S
VOLK, KEVIN	1,967	161	1,801	5
JONES, RACHEL	1,593	247	1,340	6
MCGARR, CORY	1,607	288	1,312	7
Write-In Totals	22	1	21	0
Not Assigned	22	1	21	0
Total Votes Cast	5,189	697	4,474	18

Corporation Commissioner

Vote For 3

	TOTAL	Polls	Early Provisional	S
AGUILAR, YLENIA	1,685	123	1,559	3
HILL, JONATHON	1,684	119	1,563	2
POLACHECK, JOSHUA	1,525	103	1,421	1
LOPEZ, RENE	1,575	267	1,302	6
MARQUEZ PETERSON, LEA	1,599	253	1,339	7
WALDEN, RACHEL	1,621	273	1,342	6
CEASE, MIKE	107	17	88	2
LUXENBERG, NINA	123	18	105	0
Write-In Totals	7	0	7	0
Write-In: Bertone, Frank	0	0	0	0
Not Assigned	7	0	7	0
Total Votes Cast	9,926	1,173	8,726	27

Precinct 104

Board of Supervisors District 3

Vote For 1

	TOTAL	Polls	Early Provisional	s
ALLEN, JENNIFER "JEN"	1,714	137	1,574	3
WITTENBRAKER, JANET "JL"	1,755	311	1,438	6
BAH, IMAN-UTOPIA LAYJOU	154	29	123	2
Write-In Totals	2	0	2	0
Not Assigned	2	0	2	0
Total Votes Cast	3,625	477	3,137	11

County Assessor

Vote For 1

	TOTAL	Polls	Early Provisional	s
DROUBIE, SUZANNE	2,436	280	2,149	7
Write-In Totals	107	23	84	0
Not Assigned	107	23	84	0
Total Votes Cast	2,543	303	2,233	7

County Attorney

Vote For 1

	TOTAL	Polls	Early Provisional	s
CONOVER, LAURA	2,102	202	1,892	8
DRUAN, HOWARD	729	149	576	4
Write-In Totals	60	11	49	0
Not Assigned	60	11	49	0
Total Votes Cast	2,891	362	2,517	12

County Recorder

Vote For 1

	TOTAL	Polls	Early Provisional	s
CÁZARES-KELLY, GABRIELLA	1,916	157	1,754	5
CAMPBELL-GONZALEZ, DOMINIC	1,650	302	1,340	8
Write-In Totals	1	0	1	0
Not Assigned	1	0	1	0
Total Votes Cast	3,567	459	3,095	13

County Sheriff

Vote For 1

	TOTAL	Polls	Early Provisional	s
NANOS, CHRIS	1,509	130	1,375	4
LAPPIN, HEATHER	2,141	359	1,773	9
Write-In Totals	14	2	12	0
Write-In: Di Genova, Trista	0	0	0	0
Not Assigned	14	2	12	0
Total Votes Cast	3,664	491	3,160	13

Precinct 104

County Superintendent of Schools

Vote For 1

	TOTAL	Polls	Early Provisional	S
WILLIAMS, DUSTIN	2,379	272	2,099	8
Write-In Totals	102	22	80	0
Not Assigned	102	22	80	0
Total Votes Cast	2,481	294	2,179	8

County Treasurer

Vote For 1

	TOTAL	Polls	Early Provisional	S
JOHNSON, BRIAN	1,731	127	1,600	4
ACKERLEY, CHRIS	1,862	338	1,515	9
Write-In Totals	2	0	2	0
Not Assigned	2	0	2	0
Total Votes Cast	3,595	465	3,117	13

Justice of the Peace Precinct 10

Vote For 1

	TOTAL	Polls	Early Provisional	S
FORMAN, ROBERT J.	2,551	384	2,156	11
Write-In Totals	67	9	58	0
Not Assigned	67	9	58	0
Total Votes Cast	2,618	393	2,214	11

Constable Precinct 10

Vote For 1

	TOTAL	Polls	Early Provisional	S
CAMMARANO, JOHN	2,535	389	2,135	11
Write-In Totals	64	6	58	0
Not Assigned	64	6	58	0
Total Votes Cast	2,599	395	2,193	11

KING, KATHRYN H.

Vote For 1

	TOTAL	Polls	Early Provisional	S
Yes / Si	1,721	259	1,455	7
No	1,308	115	1,188	5
Total Votes Cast	3,029	374	2,643	12

BOLICK, CLINT

Vote For 1

	TOTAL	Polls	Early Provisional	S
Yes / Si	1,639	244	1,390	5
No	1,358	125	1,226	7
Total Votes Cast	2,997	369	2,616	12

Precinct 104

ECKERSTROM, PETER J.

Vote For 1

	TOTAL	Polls	Early Provisional	S
Yes / Si	1,990	249	1,734	7
No	737	100	632	5
Total Votes Cast	2,727	349	2,366	12

STARING, CHRISTOPHER P.

Vote For 1

	TOTAL	Polls	Early Provisional	S
Yes / Si	1,982	239	1,736	7
No	732	106	621	5
Total Votes Cast	2,714	345	2,357	12

GRIFFIN, BRENDEN J.

Vote For 1

	TOTAL	Polls	Early Provisional	S
Yes / Si	1,973	235	1,730	8
No	665	97	564	4
Total Votes Cast	2,638	332	2,294	12

LEE, KENNETH

Vote For 1

	TOTAL	Polls	Early Provisional	S
Yes / Si	1,975	240	1,729	6
No	672	92	574	6
Total Votes Cast	2,647	332	2,303	12

BRYSON, KYLE A.

Vote For 1

	TOTAL	Polls	Early Provisional	S
Yes / Si	1,967	236	1,725	6
No	664	99	559	6
Total Votes Cast	2,631	335	2,284	12

COHEN, GARY J.

Vote For 1

	TOTAL	Polls	Early Provisional	S
Yes / Si	1,975	239	1,729	7
No	641	93	544	4
Total Votes Cast	2,616	332	2,273	11

Precinct 104

GORDON, RICHARD E.

Vote For 1

	TOTAL	Polls	Early Provisional	S
Yes / Si	1,998	241	1,749	8
No	623	91	528	4
Total Votes Cast	2,621	332	2,277	12

BUTLER, MICHAEL J.

Vote For 1

	TOTAL	Polls	Early Provisional	S
Yes / Si	1,978	235	1,736	7
No	662	100	557	5
Total Votes Cast	2,640	335	2,293	12

YEHLING, WAYNE E.

Vote For 1

	TOTAL	Polls	Early Provisional	S
Yes / Si	1,965	237	1,721	7
No	666	92	569	5
Total Votes Cast	2,631	329	2,290	12

CONSTANT, DANIELLE J.K.

Vote For 1

	TOTAL	Polls	Early Provisional	S
Yes / Si	1,929	239	1,682	8
No	699	92	603	4
Total Votes Cast	2,628	331	2,285	12

METCALF, D. DOUGLAS

Vote For 1

	TOTAL	Polls	Early Provisional	S
Yes / Si	1,963	239	1,718	6
No	667	94	567	6
Total Votes Cast	2,630	333	2,285	12

MCGINLEY, CASEY F.

Vote For 1

	TOTAL	Polls	Early Provisional	S
Yes / Si	2,016	240	1,769	7
No	608	93	510	5
Total Votes Cast	2,624	333	2,279	12

Precinct 104

SAKALL, GREG

Vote For 1

	TOTAL	Polls	Early Provisional	S
Yes / Si	1,988	238	1,743	7
No	648	95	548	5
Total Votes Cast	2,636	333	2,291	12

WAGENER, JOAN L.

Vote For 1

	TOTAL	Polls	Early Provisional	S
Yes / Si	1,965	227	1,729	9
No	665	106	556	3
Total Votes Cast	2,630	333	2,285	12

JOHNSON, KELLIE L.

Vote For 1

	TOTAL	Polls	Early Provisional	S
Yes / Si	1,784	243	1,535	6
No	901	91	804	6
Total Votes Cast	2,685	334	2,339	12

ORTIZ, KIMBERLY H.

Vote For 1

	TOTAL	Polls	Early Provisional	S
Yes / Si	2,028	243	1,777	8
No	600	89	509	2
Total Votes Cast	2,628	332	2,286	10

MCDONALD, SCOTT DAVID

Vote For 1

	TOTAL	Polls	Early Provisional	S
Yes / Si	1,962	245	1,709	8
No	661	87	570	4
Total Votes Cast	2,623	332	2,279	12

ABRAMS, LISA ILKA

Vote For 1

	TOTAL	Polls	Early Provisional	S
Yes / Si	1,982	243	1,730	9
No	659	94	562	3
Total Votes Cast	2,641	337	2,292	12

Precinct 104

Governing Board - Marana Unified School District No. 6

	TOTAL	Polls	Early Provisional	S
ALEXANDER, ROY	1,405	178	1,225	2
HOLT, HUNTER D.	1,553	193	1,357	3
RAYMOND, CATHIE	1,566	153	1,407	6
ROBERTS, MIKAIL	1,313	179	1,131	3
WILLARD, DAVID	1,345	144	1,199	2
Write-In Totals	50	2	48	0
Not Assigned	50	2	48	0
Total Votes Cast	7,232	849	6,367	16

Board of Governors - Pima Community College Dist. 3

	TOTAL	Polls	Early Provisional	S
GARCIA, MARIA DE LA LUZ	938	127	807	4
RANDALL, KRISTEN	1,511	194	1,312	5
Write-In Totals	34	6	28	0
Not Assigned	34	6	28	0
Total Votes Cast	2,483	327	2,147	9

PROPOSITION 133

	TOTAL	Polls	Early Provisional	S
Yes / Si	1,353	232	1,115	6
No	2,089	221	1,861	7
Total Votes Cast	3,442	453	2,976	13

PROPOSITION 134

	TOTAL	Polls	Early Provisional	S
Yes / Si	1,319	228	1,084	7
No	2,120	219	1,895	6
Total Votes Cast	3,439	447	2,979	13

PROPOSITION 135

	TOTAL	Polls	Early Provisional	S
Yes / Si	1,517	256	1,253	8
No	1,879	191	1,684	4
Total Votes Cast	3,396	447	2,937	12

Precinct 104

PROPOSITION 136

Vote For 1

	TOTAL	Polls	Early Provisional	S
Yes / Si	1,156	199	949	8
No	2,221	239	1,978	4
Total Votes Cast	3,377	438	2,927	12

PROPOSITION 137

Vote For 1

	TOTAL	Polls	Early Provisional	S
Yes / Si	681	139	537	5
No	2,719	304	2,407	8
Total Votes Cast	3,400	443	2,944	13

PROPOSITION 138

Vote For 1

	TOTAL	Polls	Early Provisional	S
Yes / Si	726	139	581	6
No	2,781	328	2,446	7
Total Votes Cast	3,507	467	3,027	13

PROPOSITION 139

Vote For 1

	TOTAL	Polls	Early Provisional	S
Yes / Si	2,388	259	2,121	8
No	1,302	230	1,067	5
Total Votes Cast	3,690	489	3,188	13

PROPOSITION 140

Vote For 1

	TOTAL	Polls	Early Provisional	S
Yes / Si	1,501	211	1,282	8
No	2,113	264	1,844	5
Total Votes Cast	3,614	475	3,126	13

PROPOSITION 311

Vote For 1

	TOTAL	Polls	Early Provisional	S
Yes / Si	2,336	342	1,984	10
No	1,293	136	1,154	3
Total Votes Cast	3,629	478	3,138	13

Precinct 104

PROPOSITION 312

Vote For 1

	TOTAL	Polls	Early Provisional	S
Yes / Sí	2,051	339	1,700	12
No	1,528	134	1,393	1
Total Votes Cast	3,579	473	3,093	13

PROPOSITION 313

Vote For 1

	TOTAL	Polls	Early Provisional	S
Yes / Sí	2,127	348	1,769	10
No	1,394	116	1,275	3
Total Votes Cast	3,521	464	3,044	13

PROPOSITION 314

Vote For 1

	TOTAL	Polls	Early Provisional	S
Yes / Sí	2,119	340	1,770	9
No	1,378	111	1,264	3
Total Votes Cast	3,497	451	3,034	12

PROPOSITION 315

Vote For 1

	TOTAL	Polls	Early Provisional	S
Yes / Sí	1,519	245	1,268	6
No	1,835	184	1,645	6
Total Votes Cast	3,354	429	2,913	12

PROPOSITION 411 - Marana Unified School District No. 6

Vote For 1

	TOTAL	Polls	Early Provisional	S
Budget Increase, Yes / Aumento al Presupuesto, Sí	2,008	261	1,743	4
Budget Increase, No / Aumento al Presupuesto, No	1,461	187	1,266	8
Total Votes Cast	3,469	448	3,009	12

Summary Results Report
 General Election
 November 5, 2024

OFFICIAL RESULTS
 Summary of Votes Cast
 County of Pima

Precinct 105

Statistics	TOTAL	Polls	Early Provisional	s
Registered Voters - Total	2,171			
Ballots Cast - Total	1,344	233	1,099	12
Ballots Cast - Blank	42	14	28	0
Voter Turnout - Total	61.91%			

Presidential Electors

Vote For 1	TOTAL	Polls	Early Provisional	s
HARRIS, KAMALA D.	761	99	655	7
TRUMP, DONALD J.	547	121	421	5
OLIVER, CHASE	12	6	6	0
STEIN, JILL	13	3	10	0
Write-In Totals	6	3	3	0
Write-In: Ayyadurai / Ellis	0	0	0	0
Write-In: Boddie / Stoneham	0	0	0	0
Write-In: De la Cruz / Garcia	2	0	2	0
Write-In: Shelton / Serra	0	0	0	0
Write-In: Skousen / Combs	0	0	0	0
Not Assigned	4	3	1	0
Total Votes Cast	1,339	232	1,095	12

U.S. Senator

Vote For 1	TOTAL	Polls	Early Provisional	s
GALLEGO, RUBEN	768	109	652	7
LAKE, KARI	473	101	368	4
QUINTANA, EDUARDO	71	15	56	0
Write-In Totals	2	2	0	0
Write-In: Williams, Sarah	0	0	0	0
Write-In: Beckett, Christopher	0	0	0	0
Write-In: Sanders, Steven Cavin	0	0	0	0
Write-In: Bozic, David	0	0	0	0
Write-In: Petty, Shawn	0	0	0	0
Write-In: Rodriguez, Benjamin	0	0	0	0
Write-In: Prosser, Jannie "Jannie"	0	0	0	0
Not Assigned	2	2	0	0
Total Votes Cast	1,314	227	1,076	11

U.S. Representative in Congress District 7

Vote For 1	TOTAL	Polls	Early Provisional	s
GRIJALVA, RAÚL M.	769	116	645	8
BUTIEREZ SR., DANIEL FRANCIS	509	102	405	2
Write-In Totals	3	1	2	0
Not Assigned	3	1	2	0
Total Votes Cast	1,281	219	1,052	10

Precinct 105

State Senator District 21

Vote For 1

	TOTAL	Polls	Early Provisional	s
GABALDÓN, ROSANNA	908	152	748	8
Write-In Totals	43	8	35	0
Not Assigned	43	8	35	0
Total Votes Cast	951	160	783	8

State Representative Dist. 21

Vote For 2

	TOTAL	Polls	Early Provisional	s
HERNANDEZ, CONSUELO	607	87	514	6
STAHL HAMILTON, STEPHANIE	635	77	552	6
KIBBEY, CHRISTOPHER	509	107	399	3
Write-In Totals	7	2	5	0
Not Assigned	7	2	5	0
Total Votes Cast	1,758	273	1,470	15

Corporation Commissioner

Vote For 3

	TOTAL	Polls	Early Provisional	s
AGUILAR, YLENIA	632	84	542	6
HILL, JONATHON	597	68	524	5
POLACHECK, JOSHUA	528	61	464	3
LOPEZ, RENE	412	70	340	2
MARQUEZ PETERSON, LEA	396	73	321	2
WALDEN, RACHEL	429	69	357	3
CEASE, MIKE	55	10	44	1
LUXENBERG, NINA	65	16	49	0
Write-In Totals	5	4	1	0
Write-In: Bertone, Frank	0	0	0	0
Not Assigned	5	4	1	0
Total Votes Cast	3,119	455	2,642	22

Board of Supervisors District 2

Vote For 1

	TOTAL	Polls	Early Provisional	s
HEINZ, MATT	756	110	639	7
BACKER, JOHN	502	103	396	3
Write-In Totals	3	3	0	0
Not Assigned	3	3	0	0
Total Votes Cast	1,261	216	1,035	10

Precinct 105

County Assessor

Vote For 1

	TOTAL	Polls	Early Provisional	S
DROUBIE, SUZANNE	922	153	759	10
Write-In Totals	36	12	24	0
Not Assigned	36	12	24	0
Total Votes Cast	958	165	783	10

County Attorney

Vote For 1

	TOTAL	Polls	Early Provisional	S
CONOVER, LAURA	788	116	662	10
DRUAN, HOWARD	273	59	213	1
Write-In Totals	15	4	11	0
Not Assigned	15	4	11	0
Total Votes Cast	1,076	179	886	11

County Recorder

Vote For 1

	TOTAL	Polls	Early Provisional	S
CÁZARES-KELLY, GABRIELLA	745	103	634	8
CAMPBELL-GONZALEZ, DOMINIC	476	101	372	3
Write-In Totals	3	3	0	0
Not Assigned	3	3	0	0
Total Votes Cast	1,224	207	1,006	11

County Sheriff

Vote For 1

	TOTAL	Polls	Early Provisional	S
NANOS, CHRIS	658	98	555	5
LAPPIN, HEATHER	598	116	477	5
Write-In Totals	8	1	7	0
Write-In: Di Genova, Trista	1	0	1	0
Not Assigned	7	1	6	0
Total Votes Cast	1,264	215	1,039	10

County Superintendent of Schools

Vote For 1

	TOTAL	Polls	Early Provisional	S
WILLIAMS, DUSTIN	921	149	761	11
Write-In Totals	30	9	21	0
Not Assigned	30	9	21	0
Total Votes Cast	951	158	782	11

Precinct 105

County Treasurer

Vote For 1

	TOTAL	Polls	Early Provisional	S
JOHNSON, BRIAN	705	101	597	7
ACKERLEY, CHRIS	538	108	426	4
Write-In Totals	2	1	1	0
Not Assigned	2	1	1	0
Total Votes Cast	1,245	210	1,024	11

Justice of the Peace Precinct 2

Vote For 1

	TOTAL	Polls	Early Provisional	S
CORNEJO, ERICA	924	155	759	10
Write-In Totals	29	7	22	0
Not Assigned	29	7	22	0
Total Votes Cast	953	162	781	10

KING, KATHRYN H.

Vote For 1

	TOTAL	Polls	Early Provisional	S
Yes / Si	686	132	550	4
No	400	56	340	4
Total Votes Cast	1,086	188	890	8

BOLICK, CLINT

Vote For 1

	TOTAL	Polls	Early Provisional	S
Yes / Si	597	109	484	4
No	465	75	386	4
Total Votes Cast	1,062	184	870	8

ECKERSTROM, PETER J.

Vote For 1

	TOTAL	Polls	Early Provisional	S
Yes / Si	761	118	639	4
No	277	65	209	3
Total Votes Cast	1,038	183	848	7

STARING, CHRISTOPHER P.

Vote For 1

	TOTAL	Polls	Early Provisional	S
Yes / Si	715	115	597	3
No	307	63	241	3
Total Votes Cast	1,022	178	838	6

Precinct 105

GRIFFIN, BRENDEN J.

Vote For 1		TOTAL	Polls	Early Provisional	S
Yes / Si		729	117	609	3
No		300	60	236	4
Total Votes Cast		1,029	177	845	7

LEE, KENNETH

Vote For 1		TOTAL	Polls	Early Provisional	S
Yes / Si		732	117	612	3
No		287	63	220	4
Total Votes Cast		1,019	180	832	7

BRYSON, KYLE A.

Vote For 1		TOTAL	Polls	Early Provisional	S
Yes / Si		701	105	593	3
No		315	70	242	3
Total Votes Cast		1,016	175	835	6

COHEN, GARY J.

Vote For 1		TOTAL	Polls	Early Provisional	S
Yes / Si		722	111	608	3
No		302	63	235	4
Total Votes Cast		1,024	174	843	7

GORDON, RICHARD E.

Vote For 1		TOTAL	Polls	Early Provisional	S
Yes / Si		734	119	611	4
No		287	59	225	3
Total Votes Cast		1,021	178	836	7

BUTLER, MICHAEL J.

Vote For 1		TOTAL	Polls	Early Provisional	S
Yes / Si		731	117	611	3
No		284	58	222	4
Total Votes Cast		1,015	175	833	7

Precinct 105

YEHLING, WAYNE E.

Vote For 1

	TOTAL	Polls	Early Provisional	S
Yes / Si	716	110	604	2
No	302	63	235	4
Total Votes Cast	1,018	173	839	6

CONSTANT, DANIELLE J.K.

Vote For 1

	TOTAL	Polls	Early Provisional	S
Yes / Si	729	120	606	3
No	291	59	228	4
Total Votes Cast	1,020	179	834	7

METCALF, D. DOUGLAS

Vote For 1

	TOTAL	Polls	Early Provisional	S
Yes / Si	710	110	597	3
No	308	64	240	4
Total Votes Cast	1,018	174	837	7

MCGINLEY, CASEY F.

Vote For 1

	TOTAL	Polls	Early Provisional	S
Yes / Si	743	114	626	3
No	278	63	211	4
Total Votes Cast	1,021	177	837	7

SAKALL, GREG

Vote For 1

	TOTAL	Polls	Early Provisional	S
Yes / Si	701	114	584	3
No	312	62	246	4
Total Votes Cast	1,013	176	830	7

WAGENER, JOAN L.

Vote For 1

	TOTAL	Polls	Early Provisional	S
Yes / Si	738	118	617	3
No	286	59	224	3
Total Votes Cast	1,024	177	841	6

Precinct 105

JOHNSON, KELLIE L.

Vote For 1

	TOTAL	Polls	Early Provisional	S
Yes / Si	694	107	584	3
No	329	71	254	4
Total Votes Cast	1,023	178	838	7

ORTIZ, KIMBERLY H.

Vote For 1

	TOTAL	Polls	Early Provisional	S
Yes / Si	762	114	645	3
No	260	62	194	4
Total Votes Cast	1,022	176	839	7

MCDONALD, SCOTT DAVID

Vote For 1

	TOTAL	Polls	Early Provisional	S
Yes / Si	703	116	584	3
No	319	59	256	4
Total Votes Cast	1,022	175	840	7

ABRAMS, LISA ILKA

Vote For 1

	TOTAL	Polls	Early Provisional	S
Yes / Si	753	119	631	3
No	270	57	209	4
Total Votes Cast	1,023	176	840	7

Governing Board - Tucson Unified School District (TUSD) No. 1

Vote For 3

	TOTAL	Polls	Early Provisional	S
ACOSTA RUIZ, PILAR	464	82	380	2
FLORES, ESTEBAN	460	94	364	2
LUNA ROSE, NATALIE	574	68	502	4
SHAH, RAVI	328	27	298	3
SHAW, SADIE	533	76	452	5
Write-In Totals	17	2	15	0
Not Assigned	17	2	15	0
Total Votes Cast	2,376	349	2,011	16

PROPOSITION 133

Vote For 1

	TOTAL	Polls	Early Provisional	S
Yes / Si	486	97	385	4
No	689	101	582	6
Total Votes Cast	1,175	198	967	10

Precinct 105

PROPOSITION 134

Vote For 1

	TOTAL	Polls	Early Provisional	s
Yes / Si	443	86	352	5
No	738	114	619	5
Total Votes Cast	1,181	200	971	10

PROPOSITION 135

Vote For 1

	TOTAL	Polls	Early Provisional	s
Yes / Si	530	107	419	4
No	635	93	537	5
Total Votes Cast	1,165	200	956	9

PROPOSITION 136

Vote For 1

	TOTAL	Polls	Early Provisional	s
Yes / Si	397	86	306	5
No	758	108	645	5
Total Votes Cast	1,155	194	951	10

PROPOSITION 137

Vote For 1

	TOTAL	Polls	Early Provisional	s
Yes / Si	289	69	217	3
No	863	126	732	5
Total Votes Cast	1,152	195	949	8

PROPOSITION 138

Vote For 1

	TOTAL	Polls	Early Provisional	s
Yes / Si	219	41	175	3
No	981	161	813	7
Total Votes Cast	1,200	202	988	10

PROPOSITION 139

Vote For 1

	TOTAL	Polls	Early Provisional	s
Yes / Si	863	140	714	9
No	393	75	317	1
Total Votes Cast	1,256	215	1,031	10

Precinct 105

PROPOSITION 140

Vote For 1

	TOTAL	Polls	Early Provisional	s
Yes / Si	640	115	520	5
No	578	93	480	5
Total Votes Cast	1,218	208	1,000	10

PROPOSITION 311

Vote For 1

	TOTAL	Polls	Early Provisional	s
Yes / Si	799	150	642	7
No	428	62	363	3
Total Votes Cast	1,227	212	1,005	10

PROPOSITION 312

Vote For 1

	TOTAL	Polls	Early Provisional	s
Yes / Si	744	150	588	6
No	472	60	408	4
Total Votes Cast	1,216	210	996	10

PROPOSITION 313

Vote For 1

	TOTAL	Polls	Early Provisional	s
Yes / Si	795	142	647	6
No	391	58	328	5
Total Votes Cast	1,186	200	975	11

PROPOSITION 314

Vote For 1

	TOTAL	Polls	Early Provisional	s
Yes / Si	697	111	578	8
No	472	81	389	2
Total Votes Cast	1,169	192	967	10

PROPOSITION 315

Vote For 1

	TOTAL	Polls	Early Provisional	s
Yes / Si	496	90	400	6
No	643	98	541	4
Total Votes Cast	1,139	188	941	10

Summary Results Report
 General Election
 November 5, 2024

OFFICIAL RESULTS
 Summary of Votes Cast
 County of Pima

Precinct 106

Statistics	TOTAL	Polls	Early Provisional	s
Registered Voters - Total	1,460			
Ballots Cast - Total	1,329	107	1,219	3
Ballots Cast - Blank	13	3	10	0
Voter Turnout - Total	91.03%			

Presidential Electors

Vote For 1	TOTAL	Polls	Early Provisional	s
HARRIS, KAMALA D.	755	37	718	0
TRUMP, DONALD J.	541	64	474	3
OLIVER, CHASE	6	1	5	0
STEIN, JILL	6	1	5	0
Write-In Totals	7	1	6	0
Write-In: Ayyadurai / Ellis	0	0	0	0
Write-In: Boddie / Stoneham	0	0	0	0
Write-In: De la Cruz / Garcia	1	0	1	0
Write-In: Shelton / Serra	0	0	0	0
Write-In: Skousen / Combs	0	0	0	0
Not Assigned	6	1	5	0
Total Votes Cast	1,315	104	1,208	3

U.S. Senator

Vote For 1	TOTAL	Polls	Early Provisional	s
GALLEGO, RUBEN	776	44	732	0
LAKE, KARI	503	58	442	3
QUINTANA, EDUARDO	16	0	16	0
Write-In Totals	2	0	2	0
Write-In: Williams, Sarah	0	0	0	0
Write-In: Beckett, Christopher	0	0	0	0
Write-In: Sanders, Steven Cavin	0	0	0	0
Write-In: Bozic, David	0	0	0	0
Write-In: Petty, Shawn	0	0	0	0
Write-In: Rodriguez, Benjamin	0	0	0	0
Write-In: Prosser, Jannie "Jannie"	0	0	0	0
Not Assigned	2	0	2	0
Total Votes Cast	1,297	102	1,192	3

Summary Results Report
 General Election
 November 5, 2024

OFFICIAL RESULTS
 Summary of Votes Cast
 County of Pima

Precinct 106

U.S. Representative in Congress District 6

Vote For 1

	TOTAL	Polls	Early Provisional	s
ENGEL, KIRSTEN	694	34	660	0
CISCOMANI, JUAN	591	68	520	3
EASTWOOD, ATHENA	10	0	10	0
Write-In Totals	1	0	1	0
Write-In: Pozzolo, Luis	0	0	0	0
Not Assigned	1	0	1	0
Total Votes Cast	1,296	102	1,191	3

State Senator District 18

Vote For 1

	TOTAL	Polls	Early Provisional	s
SUNDARESHAN, PRIYA	773	41	730	2
Write-In Totals	23	2	20	1
Not Assigned	23	2	20	1
Total Votes Cast	796	43	750	3

State Representative Dist. 18

Vote For 2

	TOTAL	Polls	Early Provisional	s
GUTIERREZ, NANCY	661	30	631	0
MATHIS, CHRIS	625	33	592	0
ROSENBLUM, LEONARD "LEN"	548	63	482	3
Write-In Totals	7	0	7	0
Not Assigned	7	0	7	0
Total Votes Cast	1,841	126	1,712	3

Corporation Commissioner

Vote For 3

	TOTAL	Polls	Early Provisional	s
AGUILAR, YLENIA	612	28	584	0
HILL, JONATHON	601	22	578	1
POLACHECK, JOSHUA	598	28	570	0
LOPEZ, RENE	506	55	450	1
MARQUEZ PETERSON, LEA	539	56	482	1
WALDEN, RACHEL	517	58	456	3
CEASE, MIKE	30	2	28	0
LUXENBERG, NINA	39	3	36	0
Write-In Totals	2	1	1	0
Write-In: Bertone, Frank	0	0	0	0
Not Assigned	2	1	1	0
Total Votes Cast	3,444	253	3,185	6

Precinct 106

Board of Supervisors District 4

Vote For 1

	TOTAL	Polls	Early Provisional	S
BECHTOL, VANESSA	630	29	601	0
CHRISTY, STEPHEN W. "STEVE"	622	68	552	2
Write-In Totals	0	0	0	0
Not Assigned	0	0	0	0
Total Votes Cast	1,252	97	1,153	2

County Assessor

Vote For 1

	TOTAL	Polls	Early Provisional	S
DROUBIE, SUZANNE	789	42	745	2
Write-In Totals	18	2	16	0
Not Assigned	18	2	16	0
Total Votes Cast	807	44	761	2

County Attorney

Vote For 1

	TOTAL	Polls	Early Provisional	S
CONOVER, LAURA	728	40	687	1
DRUAN, HOWARD	205	18	186	1
Write-In Totals	15	1	14	0
Not Assigned	15	1	14	0
Total Votes Cast	948	59	887	2

County Recorder

Vote For 1

	TOTAL	Polls	Early Provisional	S
CÁZARES-KELLY, GABRIELLA	680	32	648	0
CAMPBELL-GONZALEZ, DOMINIC	529	62	464	3
Write-In Totals	1	0	1	0
Not Assigned	1	0	1	0
Total Votes Cast	1,210	94	1,113	3

County Sheriff

Vote For 1

	TOTAL	Polls	Early Provisional	S
NANOS, CHRIS	510	25	485	0
LAPPIN, HEATHER	714	74	637	3
Write-In Totals	5	0	5	0
Write-In: Di Genova, Trista	0	0	0	0
Not Assigned	5	0	5	0
Total Votes Cast	1,229	99	1,127	3

Precinct 106

County Superintendent of Schools

Vote For 1

	TOTAL	Polls	Early Provisional	S
WILLIAMS, DUSTIN	775	40	733	2
Write-In Totals	18	1	17	0
Not Assigned	18	1	17	0
Total Votes Cast	793	41	750	2

County Treasurer

Vote For 1

	TOTAL	Polls	Early Provisional	S
JOHNSON, BRIAN	602	30	572	0
ACKERLEY, CHRIS	631	66	562	3
Write-In Totals	0	0	0	0
Not Assigned	0	0	0	0
Total Votes Cast	1,233	96	1,134	3

Constable Precinct 1

Vote For 1

	TOTAL	Polls	Early Provisional	S
ROOSEVELT, MARK	630	28	602	0
ROWLAND, DANIEL	565	68	494	3
Write-In Totals	2	0	2	0
Not Assigned	2	0	2	0
Total Votes Cast	1,197	96	1,098	3

KING, KATHRYN H.

Vote For 1

	TOTAL	Polls	Early Provisional	S
Yes / Si	505	52	450	3
No	527	23	504	0
Total Votes Cast	1,032	75	954	3

BOLICK, CLINT

Vote For 1

	TOTAL	Polls	Early Provisional	S
Yes / Si	497	50	444	3
No	535	25	510	0
Total Votes Cast	1,032	75	954	3

ECKERSTROM, PETER J.

Vote For 1

	TOTAL	Polls	Early Provisional	S
Yes / Si	758	55	700	3
No	151	18	133	0
Total Votes Cast	909	73	833	3

Precinct 106

STARING, CHRISTOPHER P.

Vote For 1

	TOTAL	Polls	Early Provisional	S
Yes / Si	736	53	680	3
No	170	14	156	0
Total Votes Cast	906	67	836	3

GRIFFIN, BRENDEN J.

Vote For 1

	TOTAL	Polls	Early Provisional	S
Yes / Si	765	52	710	3
No	154	16	138	0
Total Votes Cast	919	68	848	3

LEE, KENNETH

Vote For 1

	TOTAL	Polls	Early Provisional	S
Yes / Si	701	51	647	3
No	162	11	151	0
Total Votes Cast	863	62	798	3

BRYSON, KYLE A.

Vote For 1

	TOTAL	Polls	Early Provisional	S
Yes / Si	719	49	667	3
No	144	14	130	0
Total Votes Cast	863	63	797	3

COHEN, GARY J.

Vote For 1

	TOTAL	Polls	Early Provisional	S
Yes / Si	704	51	651	2
No	160	14	146	0
Total Votes Cast	864	65	797	2

GORDON, RICHARD E.

Vote For 1

	TOTAL	Polls	Early Provisional	S
Yes / Si	715	50	663	2
No	138	12	126	0
Total Votes Cast	853	62	789	2

Precinct 106

BUTLER, MICHAEL J.

Vote For 1

	TOTAL	Polls	Early Provisional	s
Yes / Si	728	50	676	2
No	144	13	131	0
Total Votes Cast	872	63	807	2

YEHLING, WAYNE E.

Vote For 1

	TOTAL	Polls	Early Provisional	s
Yes / Si	697	49	646	2
No	159	13	146	0
Total Votes Cast	856	62	792	2

CONSTANT, DANIELLE J.K.

Vote For 1

	TOTAL	Polls	Early Provisional	s
Yes / Si	678	45	630	3
No	178	15	163	0
Total Votes Cast	856	60	793	3

METCALF, D. DOUGLAS

Vote For 1

	TOTAL	Polls	Early Provisional	s
Yes / Si	717	52	662	3
No	144	12	132	0
Total Votes Cast	861	64	794	3

MCGINLEY, CASEY F.

Vote For 1

	TOTAL	Polls	Early Provisional	s
Yes / Si	719	49	668	2
No	140	13	127	0
Total Votes Cast	859	62	795	2

SAKALL, GREG

Vote For 1

	TOTAL	Polls	Early Provisional	s
Yes / Si	703	52	649	2
No	160	12	148	0
Total Votes Cast	863	64	797	2

Precinct 106

WAGENER, JOAN L.

Vote For 1

	TOTAL	Polls	Early Provisional	S
Yes / Si	705	49	654	2
No	153	12	141	0
Total Votes Cast	858	61	795	2

JOHNSON, KELLIE L.

Vote For 1

	TOTAL	Polls	Early Provisional	S
Yes / Si	591	44	545	2
No	292	19	273	0
Total Votes Cast	883	63	818	2

ORTIZ, KIMBERLY H.

Vote For 1

	TOTAL	Polls	Early Provisional	S
Yes / Si	711	50	659	2
No	147	12	135	0
Total Votes Cast	858	62	794	2

MCDONALD, SCOTT DAVID

Vote For 1

	TOTAL	Polls	Early Provisional	S
Yes / Si	684	48	634	2
No	172	13	159	0
Total Votes Cast	856	61	793	2

ABRAMS, LISA ILKA

Vote For 1

	TOTAL	Polls	Early Provisional	S
Yes / Si	730	50	678	2
No	149	15	134	0
Total Votes Cast	879	65	812	2

Governing Board - Tucson Unified School District (TUSD) No. 1

Vote For 3

	TOTAL	Polls	Early Provisional	S
ACOSTA RUIZ, PILAR	313	18	294	1
FLORES, ESTEBAN	266	17	248	1
LUNA ROSE, NATALIE	547	30	516	1
SHAH, RAVI	530	30	500	0
SHAW, SADIE	457	32	425	0
Write-In Totals	15	2	13	0
Not Assigned	15	2	13	0
Total Votes Cast	2,128	129	1,996	3

Precinct 106

PROPOSITION 133

Vote For 1				
	TOTAL	Polls	Early Provisional	S
Yes / Si	391	41	348	2
No	792	53	738	1
Total Votes Cast	1,183	94	1,086	3

PROPOSITION 134

Vote For 1				
	TOTAL	Polls	Early Provisional	S
Yes / Si	384	44	340	0
No	811	52	756	3
Total Votes Cast	1,195	96	1,096	3

PROPOSITION 135

Vote For 1				
	TOTAL	Polls	Early Provisional	S
Yes / Si	408	44	362	2
No	756	48	707	1
Total Votes Cast	1,164	92	1,069	3

PROPOSITION 136

Vote For 1				
	TOTAL	Polls	Early Provisional	S
Yes / Si	344	39	305	0
No	830	51	776	3
Total Votes Cast	1,174	90	1,081	3

PROPOSITION 137

Vote For 1				
	TOTAL	Polls	Early Provisional	S
Yes / Si	179	24	154	1
No	989	68	919	2
Total Votes Cast	1,168	92	1,073	3

PROPOSITION 138

Vote For 1				
	TOTAL	Polls	Early Provisional	S
Yes / Si	315	29	285	1
No	901	73	826	2
Total Votes Cast	1,216	102	1,111	3

Precinct 106

PROPOSITION 139

Vote For 1

	TOTAL	Polls	Early Provisional	S
Yes / Si	869	59	809	1
No	406	41	363	2
Total Votes Cast	1,275	100	1,172	3

PROPOSITION 140

Vote For 1

	TOTAL	Polls	Early Provisional	S
Yes / Si	508	39	468	1
No	739	57	680	2
Total Votes Cast	1,247	96	1,148	3

PROPOSITION 311

Vote For 1

	TOTAL	Polls	Early Provisional	S
Yes / Si	652	63	586	3
No	587	35	552	0
Total Votes Cast	1,239	98	1,138	3

PROPOSITION 312

Vote For 1

	TOTAL	Polls	Early Provisional	S
Yes / Si	641	61	577	3
No	605	38	567	0
Total Votes Cast	1,246	99	1,144	3

PROPOSITION 313

Vote For 1

	TOTAL	Polls	Early Provisional	S
Yes / Si	556	56	498	2
No	643	39	603	1
Total Votes Cast	1,199	95	1,101	3

PROPOSITION 314

Vote For 1

	TOTAL	Polls	Early Provisional	S
Yes / Si	552	61	488	3
No	648	32	616	0
Total Votes Cast	1,200	93	1,104	3

Precinct 106

PROPOSITION 315

Vote For 1

	TOTAL	Polls	Early Provisional	S
Yes / Si	436	44	391	1
No	715	43	670	2
Total Votes Cast	1,151	87	1,061	3

Summary Results Report
 General Election
 November 5, 2024

OFFICIAL RESULTS
 Summary of Votes Cast
 County of Pima

Precinct 107

Statistics	TOTAL	Polls	Early Provisional	s
Registered Voters - Total	3,350			
Ballots Cast - Total	2,668	346	2,304	18
Ballots Cast - Blank	32	6	26	0
Voter Turnout - Total	79.64%			

Presidential Electors

Vote For 1	TOTAL	Polls	Early Provisional	s
HARRIS, KAMALA D.	1,827	182	1,637	8
TRUMP, DONALD J.	777	153	615	9
OLIVER, CHASE	19	3	16	0
STEIN, JILL	20	0	20	0
Write-In Totals	17	3	13	1
Write-In: Ayyadurai / Ellis	0	0	0	0
Write-In: Boddie / Stoneham	0	0	0	0
Write-In: De la Cruz / Garcia	4	1	3	0
Write-In: Shelton / Serra	0	0	0	0
Write-In: Skousen / Combs	0	0	0	0
Not Assigned	13	2	10	1
Total Votes Cast	2,660	341	2,301	18

U.S. Senator

Vote For 1	TOTAL	Polls	Early Provisional	s
GALLEGO, RUBEN	1,815	185	1,623	7
LAKE, KARI	703	132	562	9
QUINTANA, EDUARDO	96	17	78	1
Write-In Totals	0	0	0	0
Write-In: Williams, Sarah	0	0	0	0
Write-In: Beckett, Christopher	0	0	0	0
Write-In: Sanders, Steven Cavin	0	0	0	0
Write-In: Bozic, David	0	0	0	0
Write-In: Petty, Shawn	0	0	0	0
Write-In: Rodriguez, Benjamin	0	0	0	0
Write-In: Prosser, Jannie "Jannie"	0	0	0	0
Not Assigned	0	0	0	0
Total Votes Cast	2,614	334	2,263	17

Precinct 107

U.S. Representative in Congress District 6

Vote For 1

	TOTAL	Polls	Early Provisional	s
ENGEL, KIRSTEN	1,734	171	1,556	7
CISCOMANI, JUAN	774	140	624	10
EASTWOOD, ATHENA	96	18	78	0
Write-In Totals	2	1	1	0
Write-In: Pozzolo, Luis	0	0	0	0
Not Assigned	2	1	1	0
Total Votes Cast	2,606	330	2,259	17

State Senator District 18

Vote For 1

	TOTAL	Polls	Early Provisional	s
SUNDARESHAN, PRIYA	1,974	219	1,746	9
Write-In Totals	48	14	34	0
Not Assigned	48	14	34	0
Total Votes Cast	2,022	233	1,780	9

State Representative Dist. 18

Vote For 2

	TOTAL	Polls	Early Provisional	s
GUTIERREZ, NANCY	1,611	151	1,454	6
MATHIS, CHRIS	1,518	111	1,403	4
ROSENBLUM, LEONARD "LEN"	738	125	604	9
Write-In Totals	15	4	11	0
Not Assigned	15	4	11	0
Total Votes Cast	3,882	391	3,472	19

Corporation Commissioner

Vote For 3

	TOTAL	Polls	Early Provisional	s
AGUILAR, YLENIA	1,548	133	1,408	7
HILL, JONATHON	1,458	118	1,336	4
POLACHECK, JOSHUA	1,464	124	1,336	4
LOPEZ, RENE	627	86	536	5
MARQUEZ PETERSON, LEA	604	75	523	6
WALDEN, RACHEL	666	105	555	6
CEASE, MIKE	102	10	90	2
LUXENBERG, NINA	138	20	118	0
Write-In Totals	4	3	1	0
Write-In: Bertone, Frank	0	0	0	0
Not Assigned	4	3	1	0
Total Votes Cast	6,611	674	5,903	34

Precinct 107

Board of Supervisors District 4

Vote For 1

	TOTAL	Polls	Early Provisional	S
BECHTOL, VANESSA	1,706	162	1,538	6
CHRISTY, STEPHEN W. "STEVE"	801	139	652	10
Write-In Totals	6	5	1	0
Not Assigned	6	5	1	0
Total Votes Cast	2,513	306	2,191	16

County Assessor

Vote For 1

	TOTAL	Polls	Early Provisional	S
DROUBIE, SUZANNE	1,976	217	1,749	10
Write-In Totals	37	13	24	0
Not Assigned	37	13	24	0
Total Votes Cast	2,013	230	1,773	10

County Attorney

Vote For 1

	TOTAL	Polls	Early Provisional	S
CONOVER, LAURA	1,781	180	1,593	8
DRUAN, HOWARD	395	71	317	7
Write-In Totals	18	3	15	0
Not Assigned	18	3	15	0
Total Votes Cast	2,194	254	1,925	15

County Recorder

Vote For 1

	TOTAL	Polls	Early Provisional	S
CÁZARES-KELLY, GABRIELLA	1,772	169	1,596	7
CAMPBELL-GONZALEZ, DOMINIC	703	130	563	10
Write-In Totals	6	4	2	0
Not Assigned	6	4	2	0
Total Votes Cast	2,481	303	2,161	17

County Sheriff

Vote For 1

	TOTAL	Polls	Early Provisional	S
NANOS, CHRIS	1,515	159	1,349	7
LAPPIN, HEATHER	971	153	807	11
Write-In Totals	11	1	10	0
Write-In: Di Genova, Trista	0	0	0	0
Not Assigned	11	1	10	0
Total Votes Cast	2,497	313	2,166	18

Precinct 107

County Superintendent of Schools

Vote For 1

	TOTAL	Polls	Early Provisional	S
WILLIAMS, DUSTIN	1,962	216	1,735	11
Write-In Totals	41	15	26	0
Not Assigned	41	15	26	0
Total Votes Cast	2,003	231	1,761	11

County Treasurer

Vote For 1

	TOTAL	Polls	Early Provisional	S
JOHNSON, BRIAN	1,678	159	1,513	6
ACKERLEY, CHRIS	825	141	673	11
Write-In Totals	4	4	0	0
Not Assigned	4	4	0	0
Total Votes Cast	2,507	304	2,186	17

Constable Precinct 1

Vote For 1

	TOTAL	Polls	Early Provisional	S
ROOSEVELT, MARK	1,719	165	1,548	6
ROWLAND, DANIEL	752	131	612	9
Write-In Totals	6	3	2	1
Not Assigned	6	3	2	1
Total Votes Cast	2,477	299	2,162	16

KING, KATHRYN H.

Vote For 1

	TOTAL	Polls	Early Provisional	S
Yes / Si	1,041	148	883	10
No	1,170	111	1,054	5
Total Votes Cast	2,211	259	1,937	15

BOLICK, CLINT

Vote For 1

	TOTAL	Polls	Early Provisional	S
Yes / Si	954	128	817	9
No	1,230	130	1,094	6
Total Votes Cast	2,184	258	1,911	15

ECKERSTROM, PETER J.

Vote For 1

	TOTAL	Polls	Early Provisional	S
Yes / Si	1,538	154	1,371	13
No	465	85	378	2
Total Votes Cast	2,003	239	1,749	15

Precinct 107

STARING, CHRISTOPHER P.

Vote For 1

	TOTAL	Polls	Early Provisional	S
Yes / Si	1,403	149	1,242	12
No	568	90	475	3
Total Votes Cast	1,971	239	1,717	15

GRIFFIN, BRENDEN J.

Vote For 1

	TOTAL	Polls	Early Provisional	S
Yes / Si	1,410	163	1,234	13
No	502	72	428	2
Total Votes Cast	1,912	235	1,662	15

LEE, KENNETH

Vote For 1

	TOTAL	Polls	Early Provisional	S
Yes / Si	1,427	151	1,264	12
No	480	84	393	3
Total Votes Cast	1,907	235	1,657	15

BRYSON, KYLE A.

Vote For 1

	TOTAL	Polls	Early Provisional	S
Yes / Si	1,417	149	1,257	11
No	489	88	397	4
Total Votes Cast	1,906	237	1,654	15

COHEN, GARY J.

Vote For 1

	TOTAL	Polls	Early Provisional	S
Yes / Si	1,392	137	1,243	12
No	503	94	406	3
Total Votes Cast	1,895	231	1,649	15

GORDON, RICHARD E.

Vote For 1

	TOTAL	Polls	Early Provisional	S
Yes / Si	1,415	152	1,250	13
No	489	83	404	2
Total Votes Cast	1,904	235	1,654	15

Precinct 107

BUTLER, MICHAEL J.

Vote For 1

	TOTAL	Polls	Early Provisional	S
Yes / Si	1,429	150	1,266	13
No	478	83	393	2
Total Votes Cast	1,907	233	1,659	15

YEHLING, WAYNE E.

Vote For 1

	TOTAL	Polls	Early Provisional	S
Yes / Si	1,399	145	1,243	11
No	501	89	408	4
Total Votes Cast	1,900	234	1,651	15

CONSTANT, DANIELLE J.K.

Vote For 1

	TOTAL	Polls	Early Provisional	S
Yes / Si	1,397	159	1,226	12
No	496	76	417	3
Total Votes Cast	1,893	235	1,643	15

METCALF, D. DOUGLAS

Vote For 1

	TOTAL	Polls	Early Provisional	S
Yes / Si	1,410	155	1,242	13
No	503	80	421	2
Total Votes Cast	1,913	235	1,663	15

MCGINLEY, CASEY F.

Vote For 1

	TOTAL	Polls	Early Provisional	S
Yes / Si	1,426	151	1,264	11
No	470	85	381	4
Total Votes Cast	1,896	236	1,645	15

SAKALL, GREG

Vote For 1

	TOTAL	Polls	Early Provisional	S
Yes / Si	1,384	145	1,228	11
No	526	90	432	4
Total Votes Cast	1,910	235	1,660	15

Precinct 107

WAGENER, JOAN L.

Vote For 1

	TOTAL	Polls	Early Provisional	S
Yes / Si	1,425	159	1,254	12
No	479	76	400	3
Total Votes Cast	1,904	235	1,654	15

JOHNSON, KELLIE L.

Vote For 1

	TOTAL	Polls	Early Provisional	S
Yes / Si	1,175	138	1,025	12
No	743	94	646	3
Total Votes Cast	1,918	232	1,671	15

ORTIZ, KIMBERLY H.

Vote For 1

	TOTAL	Polls	Early Provisional	S
Yes / Si	1,459	153	1,293	13
No	447	80	365	2
Total Votes Cast	1,906	233	1,658	15

MCDONALD, SCOTT DAVID

Vote For 1

	TOTAL	Polls	Early Provisional	S
Yes / Si	1,354	150	1,191	13
No	556	85	469	2
Total Votes Cast	1,910	235	1,660	15

ABRAMS, LISA ILKA

Vote For 1

	TOTAL	Polls	Early Provisional	S
Yes / Si	1,459	161	1,286	12
No	459	77	379	3
Total Votes Cast	1,918	238	1,665	15

Governing Board - Tucson Unified School District (TUSD) No. 1

Vote For 3

	TOTAL	Polls	Early Provisional	S
ACOSTA RUIZ, PILAR	656	78	573	5
FLORES, ESTEBAN	717	99	612	6
LUNA ROSE, NATALIE	1,345	128	1,208	9
SHAH, RAVI	1,041	68	970	3
SHAW, SADIE	1,115	95	1,015	5
Write-In Totals	22	9	13	0
Not Assigned	22	9	13	0
Total Votes Cast	4,896	477	4,391	28

Precinct 107

PROPOSITION 133

Vote For 1

	TOTAL	Polls	Early Provisional	S
Yes / Si	716	125	585	6
No	1,651	183	1,457	11
Total Votes Cast	2,367	308	2,042	17

PROPOSITION 134

Vote For 1

	TOTAL	Polls	Early Provisional	S
Yes / Si	691	121	560	10
No	1,677	185	1,485	7
Total Votes Cast	2,368	306	2,045	17

PROPOSITION 135

Vote For 1

	TOTAL	Polls	Early Provisional	S
Yes / Si	789	145	636	8
No	1,544	153	1,381	10
Total Votes Cast	2,333	298	2,017	18

PROPOSITION 136

Vote For 1

	TOTAL	Polls	Early Provisional	S
Yes / Si	584	102	475	7
No	1,736	197	1,528	11
Total Votes Cast	2,320	299	2,003	18

PROPOSITION 137

Vote For 1

	TOTAL	Polls	Early Provisional	S
Yes / Si	372	71	296	5
No	1,950	220	1,717	13
Total Votes Cast	2,322	291	2,013	18

PROPOSITION 138

Vote For 1

	TOTAL	Polls	Early Provisional	S
Yes / Si	355	55	294	6
No	2,058	264	1,782	12
Total Votes Cast	2,413	319	2,076	18

Precinct 107

PROPOSITION 139

Vote For 1

	TOTAL	Polls	Early Provisional	S
Yes / Si	1,992	242	1,741	9
No	562	90	463	9
Total Votes Cast	2,554	332	2,204	18

PROPOSITION 140

Vote For 1

	TOTAL	Polls	Early Provisional	S
Yes / Si	1,191	174	1,006	11
No	1,303	144	1,152	7
Total Votes Cast	2,494	318	2,158	18

PROPOSITION 311

Vote For 1

	TOTAL	Polls	Early Provisional	S
Yes / Si	1,352	200	1,137	15
No	1,130	112	1,015	3
Total Votes Cast	2,482	312	2,152	18

PROPOSITION 312

Vote For 1

	TOTAL	Polls	Early Provisional	S
Yes / Si	1,145	179	952	14
No	1,323	131	1,188	4
Total Votes Cast	2,468	310	2,140	18

PROPOSITION 313

Vote For 1

	TOTAL	Polls	Early Provisional	S
Yes / Si	1,224	205	1,008	11
No	1,169	101	1,062	6
Total Votes Cast	2,393	306	2,070	17

PROPOSITION 314

Vote For 1

	TOTAL	Polls	Early Provisional	S
Yes / Si	1,052	170	874	8
No	1,330	133	1,188	9
Total Votes Cast	2,382	303	2,062	17

Precinct 107

PROPOSITION 315

Vote For 1

	TOTAL	Polls	Early Provisional	S
Yes / Si	818	132	678	8
No	1,479	155	1,316	8
Total Votes Cast	2,297	287	1,994	16

Summary Results Report
 General Election
 November 5, 2024

OFFICIAL RESULTS
 Summary of Votes Cast
 County of Pima

Precinct 108

Statistics	TOTAL	Polls	Early Provisional	s
Registered Voters - Total	4,223			
Ballots Cast - Total	3,416	380	3,016	20
Ballots Cast - Blank	66	19	46	1
Voter Turnout - Total	80.89%			

Presidential Electors

Vote For 1	TOTAL	Polls	Early Provisional	s
HARRIS, KAMALA D.	2,295	190	2,092	13
TRUMP, DONALD J.	1,048	174	867	7
OLIVER, CHASE	17	4	13	0
STEIN, JILL	25	4	21	0
Write-In Totals	8	3	5	0
Write-In: Ayyadurai / Ellis	0	0	0	0
Write-In: Boddie / Stoneham	0	0	0	0
Write-In: De la Cruz / Garcia	0	0	0	0
Write-In: Shelton / Serra	0	0	0	0
Write-In: Skousen / Combs	0	0	0	0
Not Assigned	8	3	5	0
Total Votes Cast	3,393	375	2,998	20

U.S. Senator

Vote For 1	TOTAL	Polls	Early Provisional	s
GALLEGO, RUBEN	2,332	198	2,122	12
LAKE, KARI	920	156	757	7
QUINTANA, EDUARDO	92	12	79	1
Write-In Totals	7	1	6	0
Write-In: Williams, Sarah	1	0	1	0
Write-In: Beckett, Christopher	0	0	0	0
Write-In: Sanders, Steven Cavin	0	0	0	0
Write-In: Bozic, David	0	0	0	0
Write-In: Petty, Shawn	0	0	0	0
Write-In: Rodriguez, Benjamin	0	0	0	0
Write-In: Prosser, Jannie "Jannie"	1	0	1	0
Not Assigned	5	1	4	0
Total Votes Cast	3,351	367	2,964	20

Summary Results Report
 General Election
 November 5, 2024

OFFICIAL RESULTS
 Summary of Votes Cast
 County of Pima

Precinct 108

U.S. Representative in Congress District 6

Vote For 1

	TOTAL	Polls	Early Provisional	s
ENGEL, KIRSTEN	2,225	180	2,034	11
CISCOMANI, JUAN	989	169	815	5
EASTWOOD, ATHENA	86	13	72	1
Write-In Totals	9	1	8	0
Write-In: Pozzolo, Luis	1	0	1	0
Not Assigned	8	1	7	0
Total Votes Cast	3,309	363	2,929	17

State Senator District 18

Vote For 1

	TOTAL	Polls	Early Provisional	s
SUNDARESHAN, PRIYA	2,455	226	2,218	11
Write-In Totals	90	19	69	2
Not Assigned	90	19	69	2
Total Votes Cast	2,545	245	2,287	13

State Representative Dist. 18

Vote For 2

	TOTAL	Polls	Early Provisional	s
GUTIERREZ, NANCY	1,990	149	1,831	10
MATHIS, CHRIS	2,007	128	1,870	9
ROSENBLUM, LEONARD "LEN"	1,035	164	866	5
Write-In Totals	16	2	14	0
Not Assigned	16	2	14	0
Total Votes Cast	5,048	443	4,581	24

Corporation Commissioner

Vote For 3

	TOTAL	Polls	Early Provisional	s
AGUILAR, YLENIA	1,970	135	1,825	10
HILL, JONATHON	1,946	126	1,811	9
POLACHECK, JOSHUA	1,855	112	1,735	8
LOPEZ, RENE	814	115	691	8
MARQUEZ PETERSON, LEA	846	104	736	6
WALDEN, RACHEL	875	122	746	7
CEASE, MIKE	107	8	99	0
LUXENBERG, NINA	141	19	122	0
Write-In Totals	15	1	14	0
Write-In: Bertone, Frank	0	0	0	0
Not Assigned	15	1	14	0
Total Votes Cast	8,569	742	7,779	48

Precinct 108

Board of Supervisors District 5

Vote For 1

	TOTAL	Polls	Early Provisional	S
GRIJALVA, ADELITA	2,155	179	1,965	11
ROMERO, VAL	890	144	742	4
Write-In Totals	21	3	18	0
Not Assigned	21	3	18	0
Total Votes Cast	3,066	326	2,725	15

County Assessor

Vote For 1

	TOTAL	Polls	Early Provisional	S
DROUBIE, SUZANNE	2,448	225	2,208	15
Write-In Totals	90	17	72	1
Not Assigned	90	17	72	1
Total Votes Cast	2,538	242	2,280	16

County Attorney

Vote For 1

	TOTAL	Polls	Early Provisional	S
CONOVER, LAURA	2,199	195	1,993	11
DRUAN, HOWARD	577	88	483	6
Write-In Totals	36	6	30	0
Not Assigned	36	6	30	0
Total Votes Cast	2,812	289	2,506	17

County Recorder

Vote For 1

	TOTAL	Polls	Early Provisional	S
CÁZARES-KELLY, GABRIELLA	2,217	176	2,028	13
CAMPBELL-GONZALEZ, DOMINIC	940	159	774	7
Write-In Totals	4	2	2	0
Not Assigned	4	2	2	0
Total Votes Cast	3,161	337	2,804	20

County Sheriff

Vote For 1

	TOTAL	Polls	Early Provisional	S
NANOS, CHRIS	1,893	166	1,718	9
LAPPIN, HEATHER	1,282	179	1,092	11
Write-In Totals	13	2	11	0
Write-In: Di Genova, Trista	1	0	1	0
Not Assigned	12	2	10	0
Total Votes Cast	3,188	347	2,821	20

Precinct 108

County Superintendent of Schools

Vote For 1

	TOTAL	Polls	Early Provisional	S
WILLIAMS, DUSTIN	2,426	227	2,183	16
Write-In Totals	84	15	68	1
Not Assigned	84	15	68	1
Total Votes Cast	2,510	242	2,251	17

County Treasurer

Vote For 1

	TOTAL	Polls	Early Provisional	S
JOHNSON, BRIAN	2,109	175	1,924	10
ACKERLEY, CHRIS	1,092	166	916	10
Write-In Totals	6	1	5	0
Not Assigned	6	1	5	0
Total Votes Cast	3,207	342	2,845	20

Constable Precinct 8

Vote For 1

	TOTAL	Polls	Early Provisional	S
TOTH, CHRISTOPHER	2,123	172	1,939	12
LAKE, BILL	1,047	165	878	4
Write-In Totals	12	1	11	0
Not Assigned	12	1	11	0
Total Votes Cast	3,182	338	2,828	16

KING, KATHRYN H.

Vote For 1

	TOTAL	Polls	Early Provisional	S
Yes / Si	1,198	162	1,029	7
No	1,549	115	1,423	11
Total Votes Cast	2,747	277	2,452	18

BOLICK, CLINT

Vote For 1

	TOTAL	Polls	Early Provisional	S
Yes / Si	1,133	157	967	9
No	1,590	116	1,466	8
Total Votes Cast	2,723	273	2,433	17

ECKERSTROM, PETER J.

Vote For 1

	TOTAL	Polls	Early Provisional	S
Yes / Si	1,866	165	1,688	13
No	602	90	508	4
Total Votes Cast	2,468	255	2,196	17

Precinct 108

STARING, CHRISTOPHER P.

Vote For 1

	TOTAL	Polls	Early Provisional	S
Yes / Si	1,735	173	1,550	12
No	690	80	605	5
Total Votes Cast	2,425	253	2,155	17

GRIFFIN, BRENDEN J.

Vote For 1

	TOTAL	Polls	Early Provisional	S
Yes / Si	1,707	169	1,526	12
No	662	82	577	3
Total Votes Cast	2,369	251	2,103	15

LEE, KENNETH

Vote For 1

	TOTAL	Polls	Early Provisional	S
Yes / Si	1,763	169	1,585	9
No	613	85	523	5
Total Votes Cast	2,376	254	2,108	14

BRYSON, KYLE A.

Vote For 1

	TOTAL	Polls	Early Provisional	S
Yes / Si	1,749	161	1,577	11
No	619	90	527	2
Total Votes Cast	2,368	251	2,104	13

COHEN, GARY J.

Vote For 1

	TOTAL	Polls	Early Provisional	S
Yes / Si	1,720	164	1,547	9
No	630	88	537	5
Total Votes Cast	2,350	252	2,084	14

GORDON, RICHARD E.

Vote For 1

	TOTAL	Polls	Early Provisional	S
Yes / Si	1,731	167	1,553	11
No	625	84	538	3
Total Votes Cast	2,356	251	2,091	14

Precinct 108

BUTLER, MICHAEL J.

Vote For 1

	TOTAL	Polls	Early Provisional	S
Yes / Si	1,750	166	1,573	11
No	611	85	523	3
Total Votes Cast	2,361	251	2,096	14

YEHLING, WAYNE E.

Vote For 1

	TOTAL	Polls	Early Provisional	S
Yes / Si	1,729	169	1,549	11
No	628	82	543	3
Total Votes Cast	2,357	251	2,092	14

CONSTANT, DANIELLE J.K.

Vote For 1

	TOTAL	Polls	Early Provisional	S
Yes / Si	1,676	170	1,496	10
No	679	80	594	5
Total Votes Cast	2,355	250	2,090	15

METCALF, D. DOUGLAS

Vote For 1

	TOTAL	Polls	Early Provisional	S
Yes / Si	1,712	159	1,541	12
No	637	89	546	2
Total Votes Cast	2,349	248	2,087	14

MCGINLEY, CASEY F.

Vote For 1

	TOTAL	Polls	Early Provisional	S
Yes / Si	1,754	167	1,578	9
No	590	82	503	5
Total Votes Cast	2,344	249	2,081	14

SAKALL, GREG

Vote For 1

	TOTAL	Polls	Early Provisional	S
Yes / Si	1,695	157	1,529	9
No	662	88	569	5
Total Votes Cast	2,357	245	2,098	14

Precinct 108

WAGENER, JOAN L.

	TOTAL	Polls	Early Provisional	S
Vote For 1				
Yes / Si	1,725	171	1,543	11
No	633	78	551	4
Total Votes Cast	2,358	249	2,094	15

JOHNSON, KELLIE L.

	TOTAL	Polls	Early Provisional	S
Vote For 1				
Yes / Si	1,437	161	1,265	11
No	943	90	850	3
Total Votes Cast	2,380	251	2,115	14

ORTIZ, KIMBERLY H.

	TOTAL	Polls	Early Provisional	S
Vote For 1				
Yes / Si	1,754	174	1,568	12
No	596	78	515	3
Total Votes Cast	2,350	252	2,083	15

MCDONALD, SCOTT DAVID

	TOTAL	Polls	Early Provisional	S
Vote For 1				
Yes / Si	1,658	168	1,479	11
No	682	81	598	3
Total Votes Cast	2,340	249	2,077	14

ABRAMS, LISA ILKA

	TOTAL	Polls	Early Provisional	S
Vote For 1				
Yes / Si	1,765	169	1,585	11
No	601	80	516	5
Total Votes Cast	2,366	249	2,101	16

Governing Board - Tucson Unified School District (TUSD) No. 1

	TOTAL	Polls	Early Provisional	S
Vote For 3				
ACOSTA RUIZ, PILAR	826	94	726	6
FLORES, ESTEBAN	725	88	631	6
LUNA ROSE, NATALIE	1,780	139	1,633	8
SHAH, RAVI	1,377	85	1,287	5
SHAW, SADIE	1,538	107	1,423	8
Write-In Totals	56	6	50	0
Not Assigned	56	6	50	0
Total Votes Cast	6,302	519	5,750	33

Precinct 108

Board of Governors - Pima Community College Dist. 5

Vote For 1

	TOTAL	Polls	Early Provisional	S
GONZALES, LUIS LOPEZ	710	84	626	0
MORALES, KARLA	1,516	152	1,354	10
Write-In Totals	31	5	26	0
Not Assigned	31	5	26	0
Total Votes Cast	2,257	241	2,006	10

PROPOSITION 133

Vote For 1

	TOTAL	Polls	Early Provisional	S
Yes / Si	864	127	730	7
No	2,180	198	1,970	12
Total Votes Cast	3,044	325	2,700	19

PROPOSITION 134

Vote For 1

	TOTAL	Polls	Early Provisional	S
Yes / Si	824	127	689	8
No	2,222	201	2,010	11
Total Votes Cast	3,046	328	2,699	19

PROPOSITION 135

Vote For 1

	TOTAL	Polls	Early Provisional	S
Yes / Si	1,004	149	845	10
No	2,002	175	1,819	8
Total Votes Cast	3,006	324	2,664	18

PROPOSITION 136

Vote For 1

	TOTAL	Polls	Early Provisional	S
Yes / Si	739	108	623	8
No	2,247	212	2,024	11
Total Votes Cast	2,986	320	2,647	19

PROPOSITION 137

Vote For 1

	TOTAL	Polls	Early Provisional	S
Yes / Si	423	64	354	5
No	2,557	252	2,293	12
Total Votes Cast	2,980	316	2,647	17

Precinct 108

PROPOSITION 138

Vote For 1

	TOTAL	Polls	Early Provisional	S
Yes / Si	507	89	414	4
No	2,579	251	2,314	14
Total Votes Cast	3,086	340	2,728	18

PROPOSITION 139

Vote For 1

	TOTAL	Polls	Early Provisional	S
Yes / Si	2,539	238	2,289	12
No	721	120	594	7
Total Votes Cast	3,260	358	2,883	19

PROPOSITION 140

Vote For 1

	TOTAL	Polls	Early Provisional	S
Yes / Si	1,437	174	1,255	8
No	1,736	169	1,556	11
Total Votes Cast	3,173	343	2,811	19

PROPOSITION 311

Vote For 1

	TOTAL	Polls	Early Provisional	S
Yes / Si	1,594	208	1,377	9
No	1,585	136	1,439	10
Total Votes Cast	3,179	344	2,816	19

PROPOSITION 312

Vote For 1

	TOTAL	Polls	Early Provisional	S
Yes / Si	1,397	212	1,175	10
No	1,741	133	1,599	9
Total Votes Cast	3,138	345	2,774	19

PROPOSITION 313

Vote For 1

	TOTAL	Polls	Early Provisional	S
Yes / Si	1,434	207	1,215	12
No	1,608	125	1,477	6
Total Votes Cast	3,042	332	2,692	18

Precinct 108

PROPOSITION 314

Vote For 1

	TOTAL	Polls	Early Provisional	S
Yes / Si	1,307	194	1,103	10
No	1,732	132	1,592	8
Total Votes Cast	3,039	326	2,695	18

PROPOSITION 315

Vote For 1

	TOTAL	Polls	Early Provisional	S
Yes / Si	935	136	790	9
No	2,011	180	1,822	9
Total Votes Cast	2,946	316	2,612	18

Summary Results Report
 General Election
 November 5, 2024

OFFICIAL RESULTS
 Summary of Votes Cast
 County of Pima

Precinct 109

Statistics	TOTAL	Polls	Early Provisionals	
Registered Voters - Total	7,080			
Ballots Cast - Total	6,138	862	5,253	23
Ballots Cast - Blank	75	14	60	1
Voter Turnout - Total	86.69%			

Presidential Electors

Vote For 1	TOTAL	Polls	Early Provisionals	
HARRIS, KAMALA D.	2,527	205	2,313	9
TRUMP, DONALD J.	3,509	646	2,849	14
OLIVER, CHASE	30	3	27	0
STEIN, JILL	28	4	24	0
Write-In Totals	19	1	18	0
Write-In: Ayyadurai / Ellis	0	0	0	0
Write-In: Boddie / Stoneham	0	0	0	0
Write-In: De la Cruz / Garcia	0	0	0	0
Write-In: Shelton / Serra	0	0	0	0
Write-In: Skousen / Combs	0	0	0	0
Not Assigned	19	1	18	0
Total Votes Cast	6,113	859	5,231	23

U.S. Senator

Vote For 1	TOTAL	Polls	Early Provisionals	
GALLEGO, RUBEN	2,621	210	2,401	10
LAKE, KARI	3,207	603	2,596	8
QUINTANA, EDUARDO	155	31	121	3
Write-In Totals	8	0	8	0
Write-In: Williams, Sarah	2	0	2	0
Write-In: Beckett, Christopher	0	0	0	0
Write-In: Sanders, Steven Cavin	0	0	0	0
Write-In: Bozic, David	0	0	0	0
Write-In: Petty, Shawn	0	0	0	0
Write-In: Rodriguez, Benjamin	0	0	0	0
Write-In: Prosser, Jannie "Jannie"	0	0	0	0
Not Assigned	6	0	6	0
Total Votes Cast	5,991	844	5,126	21

Summary Results Report
 General Election
 November 5, 2024

OFFICIAL RESULTS
 Summary of Votes Cast
 County of Pima

Precinct 109

U.S. Representative in Congress District 6

Vote For 1

	TOTAL	Polls	Early Provisional	s
ENGEL, KIRSTEN	2,395	197	2,190	8
CISCOMANI, JUAN	3,381	595	2,776	10
EASTWOOD, ATHENA	162	36	123	3
Write-In Totals	6	1	5	0
Write-In: Pozzolo, Luis	2	0	2	0
Not Assigned	4	1	3	0
Total Votes Cast	5,944	829	5,094	21

State Senator District 19

Vote For 1

	TOTAL	Polls	Early Provisional	s
KARP, BOB	2,365	191	2,165	9
GOWAN, DAVID	3,458	615	2,832	11
Write-In Totals	7	2	5	0
Not Assigned	7	2	5	0
Total Votes Cast	5,830	808	5,002	20

State Representative Dist. 19

Vote For 2

	TOTAL	Polls	Early Provisional	s
FROSTROM JR., GREGG	2,374	184	2,182	8
DIAZ, LUPE	2,853	460	2,387	6
GRIFFIN, GAIL	3,049	500	2,540	9
Write-In Totals	37	4	33	0
Not Assigned	37	4	33	0
Total Votes Cast	8,313	1,148	7,142	23

Corporation Commissioner

Vote For 3

	TOTAL	Polls	Early Provisional	s
AGUILAR, YLENIA	2,113	155	1,950	8
HILL, JONATHON	2,076	138	1,929	9
POLACHECK, JOSHUA	1,919	115	1,797	7
LOPEZ, RENE	2,865	450	2,408	7
MARQUEZ PETERSON, LEA	2,845	421	2,416	8
WALDEN, RACHEL	2,974	490	2,475	9
CEASE, MIKE	196	37	159	0
LUXENBERG, NINA	197	31	166	0
Write-In Totals	10	2	8	0
Write-In: Bertone, Frank	0	0	0	0
Not Assigned	10	2	8	0
Total Votes Cast	15,195	1,839	13,308	48

Precinct 109

Board of Supervisors District 4

Vote For 1

	TOTAL	Polls	Early Provisional	S
BECHTOL, VANESSA	2,294	193	2,090	11
CHRISTY, STEPHEN W. "STEVE"	3,499	607	2,883	9
Write-In Totals	10	2	8	0
Not Assigned	10	2	8	0
Total Votes Cast	5,803	802	4,981	20

County Assessor

Vote For 1

	TOTAL	Polls	Early Provisional	S
DROUBIE, SUZANNE	3,602	442	3,140	20
Write-In Totals	240	62	178	0
Not Assigned	240	62	178	0
Total Votes Cast	3,842	504	3,318	20

County Attorney

Vote For 1

	TOTAL	Polls	Early Provisional	S
CONOVER, LAURA	2,858	279	2,566	13
DRUAN, HOWARD	1,488	299	1,183	6
Write-In Totals	128	27	100	1
Not Assigned	128	27	100	1
Total Votes Cast	4,474	605	3,849	20

County Recorder

Vote For 1

	TOTAL	Polls	Early Provisional	S
CÁZARES-KELLY, GABRIELLA	2,423	198	2,213	12
CAMPBELL-GONZALEZ, DOMINIC	3,227	581	2,638	8
Write-In Totals	8	1	7	0
Not Assigned	8	1	7	0
Total Votes Cast	5,658	780	4,858	20

County Sheriff

Vote For 1

	TOTAL	Polls	Early Provisional	S
NANOS, CHRIS	2,137	185	1,942	10
LAPPIN, HEATHER	3,720	631	3,077	12
Write-In Totals	14	1	13	0
Write-In: Di Genova, Trista	1	0	1	0
Not Assigned	13	1	12	0
Total Votes Cast	5,871	817	5,032	22

Precinct 109

County Superintendent of Schools

Vote For 1

	TOTAL	Polls	Early Provisional	S
WILLIAMS, DUSTIN	3,538	442	3,077	19
Write-In Totals	232	59	172	1
Not Assigned	232	59	172	1
Total Votes Cast	3,770	501	3,249	20

County Treasurer

Vote For 1

	TOTAL	Polls	Early Provisional	S
JOHNSON, BRIAN	2,160	172	1,978	10
ACKERLEY, CHRIS	3,568	613	2,944	11
Write-In Totals	4	0	4	0
Not Assigned	4	0	4	0
Total Votes Cast	5,732	785	4,926	21

Constable Precinct 7

Vote For 1

	TOTAL	Polls	Early Provisional	S
SCHENEK JR., THOMAS	4,361	688	3,654	19
Write-In Totals	124	6	118	0
Not Assigned	124	6	118	0
Total Votes Cast	4,485	694	3,772	19

KING, KATHRYN H.

Vote For 1

	TOTAL	Polls	Early Provisional	S
Yes / Si	2,951	438	2,500	13
No	1,787	200	1,580	7
Total Votes Cast	4,738	638	4,080	20

BOLICK, CLINT

Vote For 1

	TOTAL	Polls	Early Provisional	S
Yes / Si	2,863	418	2,432	13
No	1,830	209	1,614	7
Total Votes Cast	4,693	627	4,046	20

ECKERSTROM, PETER J.

Vote For 1

	TOTAL	Polls	Early Provisional	S
Yes / Si	3,185	398	2,772	15
No	1,257	217	1,035	5
Total Votes Cast	4,442	615	3,807	20

Precinct 109

STARING, CHRISTOPHER P.

Vote For 1

	TOTAL	Polls	Early Provisional	S
Yes / Si	3,187	418	2,755	14
No	1,235	198	1,032	5
Total Votes Cast	4,422	616	3,787	19

GRIFFIN, BRENDEN J.

Vote For 1

	TOTAL	Polls	Early Provisional	S
Yes / Si	3,119	401	2,705	13
No	1,156	189	960	7
Total Votes Cast	4,275	590	3,665	20

LEE, KENNETH

Vote For 1

	TOTAL	Polls	Early Provisional	S
Yes / Si	3,093	384	2,697	12
No	1,171	205	958	8
Total Votes Cast	4,264	589	3,655	20

BRYSON, KYLE A.

Vote For 1

	TOTAL	Polls	Early Provisional	S
Yes / Si	3,159	401	2,746	12
No	1,107	193	906	8
Total Votes Cast	4,266	594	3,652	20

COHEN, GARY J.

Vote For 1

	TOTAL	Polls	Early Provisional	S
Yes / Si	3,120	395	2,713	12
No	1,139	196	935	8
Total Votes Cast	4,259	591	3,648	20

GORDON, RICHARD E.

Vote For 1

	TOTAL	Polls	Early Provisional	S
Yes / Si	3,144	398	2,733	13
No	1,114	192	915	7
Total Votes Cast	4,258	590	3,648	20

Precinct 109

BUTLER, MICHAEL J.

Vote For 1

	TOTAL	Polls	Early Provisional	S
Yes / Si	3,159	391	2,755	13
No	1,114	201	906	7
Total Votes Cast	4,273	592	3,661	20

YEHLING, WAYNE E.

Vote For 1

	TOTAL	Polls	Early Provisional	S
Yes / Si	3,082	389	2,682	11
No	1,174	197	968	9
Total Votes Cast	4,256	586	3,650	20

CONSTANT, DANIELLE J.K.

Vote For 1

	TOTAL	Polls	Early Provisional	S
Yes / Si	3,039	394	2,634	11
No	1,207	195	1,003	9
Total Votes Cast	4,246	589	3,637	20

METCALF, D. DOUGLAS

Vote For 1

	TOTAL	Polls	Early Provisional	S
Yes / Si	3,110	388	2,709	13
No	1,145	198	940	7
Total Votes Cast	4,255	586	3,649	20

MCGINLEY, CASEY F.

Vote For 1

	TOTAL	Polls	Early Provisional	S
Yes / Si	3,125	398	2,715	12
No	1,115	189	918	8
Total Votes Cast	4,240	587	3,633	20

SAKALL, GREG

Vote For 1

	TOTAL	Polls	Early Provisional	S
Yes / Si	3,098	389	2,697	12
No	1,173	204	961	8
Total Votes Cast	4,271	593	3,658	20

Precinct 109

WAGENER, JOAN L.

	TOTAL	Polls	Early Provisional	S
Vote For 1				
Yes / Si	3,110	391	2,705	14
No	1,143	198	939	6
Total Votes Cast	4,253	589	3,644	20

JOHNSON, KELLIE L.

	TOTAL	Polls	Early Provisional	S
Vote For 1				
Yes / Si	2,985	406	2,567	12
No	1,302	184	1,110	8
Total Votes Cast	4,287	590	3,677	20

ORTIZ, KIMBERLY H.

	TOTAL	Polls	Early Provisional	S
Vote For 1				
Yes / Si	3,143	398	2,732	13
No	1,111	193	911	7
Total Votes Cast	4,254	591	3,643	20

MCDONALD, SCOTT DAVID

	TOTAL	Polls	Early Provisional	S
Vote For 1				
Yes / Si	3,088	398	2,677	13
No	1,159	193	959	7
Total Votes Cast	4,247	591	3,636	20

ABRAMS, LISA ILKA

	TOTAL	Polls	Early Provisional	S
Vote For 1				
Yes / Si	3,137	404	2,720	13
No	1,138	189	942	7
Total Votes Cast	4,275	593	3,662	20

Governing Board - Vail Unified School District No. 20

	TOTAL	Polls	Early Provisional	S
Vote For 3				
KING, CHRISTOPHER	2,834	358	2,468	8
MOORE, LAURA	2,278	335	1,933	10
MOTHERSHED, JOHN	1,081	192	883	6
PRATT, ALLISON	3,024	346	2,670	8
TIPPETT, CALLIE BASHAM	2,867	287	2,573	7
Write-In Totals	102	12	90	0
Not Assigned	102	12	90	0
Total Votes Cast	12,186	1,530	10,617	39

Precinct 109

PROPOSITION 133

Vote For 1				
	TOTAL	Polls	Early Provisional	S
Yes / Si	2,350	366	1,979	5
No	3,112	411	2,687	14
Total Votes Cast	5,462	777	4,666	19

PROPOSITION 134

Vote For 1				
	TOTAL	Polls	Early Provisional	S
Yes / Si	2,423	395	2,021	7
No	3,058	378	2,668	12
Total Votes Cast	5,481	773	4,689	19

PROPOSITION 135

Vote For 1				
	TOTAL	Polls	Early Provisional	S
Yes / Si	2,769	441	2,319	9
No	2,648	328	2,310	10
Total Votes Cast	5,417	769	4,629	19

PROPOSITION 136

Vote For 1				
	TOTAL	Polls	Early Provisional	S
Yes / Si	2,040	347	1,685	8
No	3,315	404	2,901	10
Total Votes Cast	5,355	751	4,586	18

PROPOSITION 137

Vote For 1				
	TOTAL	Polls	Early Provisional	S
Yes / Si	1,141	183	954	4
No	4,288	589	3,684	15
Total Votes Cast	5,429	772	4,638	19

PROPOSITION 138

Vote For 1				
	TOTAL	Polls	Early Provisional	S
Yes / Si	1,349	220	1,122	7
No	4,228	583	3,632	13
Total Votes Cast	5,577	803	4,754	20

Precinct 109

PROPOSITION 139

Vote For 1

	TOTAL	Polls	Early Provisional	S
Yes / Si	3,472	413	3,042	17
No	2,419	420	1,994	5
Total Votes Cast	5,891	833	5,036	22

PROPOSITION 140

Vote For 1

	TOTAL	Polls	Early Provisional	S
Yes / Si	2,669	394	2,263	12
No	3,081	408	2,665	8
Total Votes Cast	5,750	802	4,928	20

PROPOSITION 311

Vote For 1

	TOTAL	Polls	Early Provisional	S
Yes / Si	4,156	659	3,480	17
No	1,609	154	1,451	4
Total Votes Cast	5,765	813	4,931	21

PROPOSITION 312

Vote For 1

	TOTAL	Polls	Early Provisional	S
Yes / Si	3,718	589	3,112	17
No	1,992	217	1,771	4
Total Votes Cast	5,710	806	4,883	21

PROPOSITION 313

Vote For 1

	TOTAL	Polls	Early Provisional	S
Yes / Si	3,912	644	3,254	14
No	1,715	153	1,559	3
Total Votes Cast	5,627	797	4,813	17

PROPOSITION 314

Vote For 1

	TOTAL	Polls	Early Provisional	S
Yes / Si	3,897	647	3,238	12
No	1,677	137	1,535	5
Total Votes Cast	5,574	784	4,773	17

Precinct 109

PROPOSITION 315

Vote For 1

	TOTAL	Polls	Early Provisional	S
Yes / Si	2,762	453	2,297	12
No	2,585	292	2,288	5
Total Votes Cast	5,347	745	4,585	17

Summary Results Report
 General Election
 November 5, 2024

OFFICIAL RESULTS
 Summary of Votes Cast
 County of Pima

Precinct 110

Statistics	TOTAL	Polls	Early Provisional	s
Registered Voters - Total	2,361			
Ballots Cast - Total	1,040	444	581	15
Ballots Cast - Blank	28	20	7	1
Voter Turnout - Total	44.05%			

Presidential Electors

Vote For 1

	TOTAL	Polls	Early Provisional	s
HARRIS, KAMALA D.	848	362	476	10
TRUMP, DONALD J.	156	66	85	5
OLIVER, CHASE	6	1	5	0
STEIN, JILL	15	8	7	0
Write-In Totals	1	0	1	0
Write-In: Ayyadurai / Ellis	0	0	0	0
Write-In: Boddie / Stoneham	0	0	0	0
Write-In: De la Cruz / Garcia	1	0	1	0
Write-In: Shelton / Serra	0	0	0	0
Write-In: Skousen / Combs	0	0	0	0
Not Assigned	0	0	0	0
Total Votes Cast	1,026	437	574	15

U.S. Senator

Vote For 1

	TOTAL	Polls	Early Provisional	s
GALLEGO, RUBEN	837	362	465	10
LAKE, KARI	120	46	69	5
QUINTANA, EDUARDO	48	20	28	0
Write-In Totals	4	1	3	0
Write-In: Williams, Sarah	1	0	1	0
Write-In: Beckett, Christopher	0	0	0	0
Write-In: Sanders, Steven Cavin	0	0	0	0
Write-In: Bozic, David	0	0	0	0
Write-In: Petty, Shawn	0	0	0	0
Write-In: Rodriguez, Benjamin	0	0	0	0
Write-In: Prosser, Jannie "Jannie"	0	0	0	0
Not Assigned	3	1	2	0
Total Votes Cast	1,009	429	565	15

U.S. Representative in Congress District 7

Vote For 1

	TOTAL	Polls	Early Provisional	s
GRIJALVA, RAÚL M.	871	369	500	2
BUTIEREZ SR., DANIEL FRANCIS	123	55	64	4
Write-In Totals	2	1	1	0
Not Assigned	2	1	1	0
Total Votes Cast	996	425	565	6

Summary Results Report
 General Election
 November 5, 2024

OFFICIAL RESULTS
 Summary of Votes Cast
 County of Pima

Precinct 110

State Senator District 20

Vote For 1

	TOTAL	Polls	Early Provisional	S
GONZALES, SALLY ANN	886	375	508	3
Write-In Totals	15	6	8	1
Not Assigned	15	6	8	1
Total Votes Cast	901	381	516	4

State Representative Dist. 20

Vote For 2

	TOTAL	Polls	Early Provisional	S
HERNANDEZ, ALMA	783	308	472	3
VILLEGAS, BETTY	431	138	293	0
Write-In Totals	8	1	6	1
Not Assigned	8	1	6	1
Total Votes Cast	1,222	447	771	4

Corporation Commissioner

Vote For 3

	TOTAL	Polls	Early Provisional	S
AGUILAR, YLENIA	705	271	429	5
HILL, JONATHON	504	153	349	2
POLACHECK, JOSHUA	482	151	329	2
LOPEZ, RENE	166	68	94	4
MARQUEZ PETERSON, LEA	109	34	73	2
WALDEN, RACHEL	96	35	56	5
CEASE, MIKE	40	18	22	0
LUXENBERG, NINA	44	17	26	1
Write-In Totals	4	3	1	0
Write-In: Bertone, Frank	0	0	0	0
Not Assigned	4	3	1	0
Total Votes Cast	2,150	750	1,379	21

Board of Supervisors District 5

Vote For 1

	TOTAL	Polls	Early Provisional	S
GRIJALVA, ADELITA	803	322	479	2
ROMERO, VAL	144	73	69	2
Write-In Totals	2	2	0	0
Not Assigned	2	2	0	0
Total Votes Cast	949	397	548	4

Precinct 110

County Assessor

Vote For 1

	TOTAL	Polls	Early Provisional	s
DROUBIE, SUZANNE	839	334	496	9
Write-In Totals	11	5	4	2
Not Assigned	11	5	4	2
Total Votes Cast	850	339	500	11

County Attorney

Vote For 1

	TOTAL	Polls	Early Provisional	s
CONOVER, LAURA	811	324	478	9
DRUAN, HOWARD	90	44	45	1
Write-In Totals	7	3	2	2
Not Assigned	7	3	2	2
Total Votes Cast	908	371	525	12

County Recorder

Vote For 1

	TOTAL	Polls	Early Provisional	s
CÁZARES-KELLY, GABRIELLA	823	337	479	7
CAMPBELL-GONZALEZ, DOMINIC	128	53	69	6
Write-In Totals	2	2	0	0
Not Assigned	2	2	0	0
Total Votes Cast	953	392	548	13

County Sheriff

Vote For 1

	TOTAL	Polls	Early Provisional	s
NANOS, CHRIS	723	296	421	6
LAPPIN, HEATHER	215	92	117	6
Write-In Totals	3	2	0	1
Write-In: Di Genova, Trista	0	0	0	0
Not Assigned	3	2	0	1
Total Votes Cast	941	390	538	13

County Superintendent of Schools

Vote For 1

	TOTAL	Polls	Early Provisional	s
WILLIAMS, DUSTIN	850	346	495	9
Write-In Totals	12	4	6	2
Not Assigned	12	4	6	2
Total Votes Cast	862	350	501	11

Precinct 110

County Treasurer

Vote For 1

	TOTAL	Polls	Early Provisional	S
JOHNSON, BRIAN	789	320	462	7
ACKERLEY, CHRIS	146	57	83	6
Write-In Totals	3	2	1	0
Not Assigned	3	2	1	0
Total Votes Cast	938	379	546	13

Justice of the Peace Precinct 4

Vote For 1

	TOTAL	Polls	Early Provisional	S
PESQUIERA, CHARLENE	841	342	496	3
Write-In Totals	12	5	6	1
Not Assigned	12	5	6	1
Total Votes Cast	853	347	502	4

Constable Precinct 4

Vote For 1

	TOTAL	Polls	Early Provisional	S
ETHRIDGE-NIELSEN, TRACY	824	333	488	3
Write-In Totals	15	5	8	2
Not Assigned	15	5	8	2
Total Votes Cast	839	338	496	5

KING, KATHRYN H.

Vote For 1

	TOTAL	Polls	Early Provisional	S
Yes / Si	486	199	282	5
No	340	133	202	5
Total Votes Cast	826	332	484	10

BOLICK, CLINT

Vote For 1

	TOTAL	Polls	Early Provisional	S
Yes / Si	400	158	236	6
No	394	153	237	4
Total Votes Cast	794	311	473	10

ECKERSTROM, PETER J.

Vote For 1

	TOTAL	Polls	Early Provisional	S
Yes / Si	577	214	356	7
No	233	112	118	3
Total Votes Cast	810	326	474	10

Precinct 110

STARING, CHRISTOPHER P.

Vote For 1

	TOTAL	Polls	Early Provisional	S
Yes / Si	485	185	295	5
No	278	120	154	4
Total Votes Cast	763	305	449	9

GRIFFIN, BRENDEN J.

Vote For 1

	TOTAL	Polls	Early Provisional	S
Yes / Si	526	197	325	4
No	274	119	149	6
Total Votes Cast	800	316	474	10

LEE, KENNETH

Vote For 1

	TOTAL	Polls	Early Provisional	S
Yes / Si	526	189	331	6
No	259	119	136	4
Total Votes Cast	785	308	467	10

BRYSON, KYLE A.

Vote For 1

	TOTAL	Polls	Early Provisional	S
Yes / Si	502	171	326	5
No	284	136	144	4
Total Votes Cast	786	307	470	9

COHEN, GARY J.

Vote For 1

	TOTAL	Polls	Early Provisional	S
Yes / Si	508	182	322	4
No	282	131	146	5
Total Votes Cast	790	313	468	9

GORDON, RICHARD E.

Vote For 1

	TOTAL	Polls	Early Provisional	S
Yes / Si	523	189	329	5
No	266	122	140	4
Total Votes Cast	789	311	469	9

Precinct 110

BUTLER, MICHAEL J.

Vote For 1

	TOTAL	Polls	Early Provisional	S
Yes / Si	507	179	323	5
No	281	128	149	4
Total Votes Cast	788	307	472	9

YEHLING, WAYNE E.

Vote For 1

	TOTAL	Polls	Early Provisional	S
Yes / Si	522	190	327	5
No	267	123	140	4
Total Votes Cast	789	313	467	9

CONSTANT, DANIELLE J.K.

Vote For 1

	TOTAL	Polls	Early Provisional	S
Yes / Si	526	187	332	7
No	261	119	140	2
Total Votes Cast	787	306	472	9

METCALF, D. DOUGLAS

Vote For 1

	TOTAL	Polls	Early Provisional	S
Yes / Si	496	175	315	6
No	289	134	152	3
Total Votes Cast	785	309	467	9

MCGINLEY, CASEY F.

Vote For 1

	TOTAL	Polls	Early Provisional	S
Yes / Si	520	181	333	6
No	264	124	137	3
Total Votes Cast	784	305	470	9

SAKALL, GREG

Vote For 1

	TOTAL	Polls	Early Provisional	S
Yes / Si	486	167	313	6
No	295	140	152	3
Total Votes Cast	781	307	465	9

Precinct 110

WAGENER, JOAN L.

	TOTAL	Polls	Early Provisional	S
Vote For 1				
Yes / Si	501	179	316	6
No	280	126	151	3
Total Votes Cast	781	305	467	9

JOHNSON, KELLIE L.

	TOTAL	Polls	Early Provisional	S
Vote For 1				
Yes / Si	502	185	310	7
No	278	121	155	2
Total Votes Cast	780	306	465	9

ORTIZ, KIMBERLY H.

	TOTAL	Polls	Early Provisional	S
Vote For 1				
Yes / Si	572	204	362	6
No	219	109	107	3
Total Votes Cast	791	313	469	9

MCDONALD, SCOTT DAVID

	TOTAL	Polls	Early Provisional	S
Vote For 1				
Yes / Si	502	177	319	6
No	278	128	147	3
Total Votes Cast	780	305	466	9

ABRAMS, LISA ILKA

	TOTAL	Polls	Early Provisional	S
Vote For 1				
Yes / Si	543	189	348	6
No	240	118	119	3
Total Votes Cast	783	307	467	9

Governing Board - Tucson Unified School District (TUSD) No. 1

	TOTAL	Polls	Early Provisional	S
Vote For 3				
ACOSTA RUIZ, PILAR	475	178	296	1
FLORES, ESTEBAN	420	155	264	1
LUNA ROSE, NATALIE	435	125	309	1
SHAH, RAVI	228	65	163	0
SHAW, SADIE	313	135	177	1
Write-In Totals	6	1	3	2
Not Assigned	6	1	3	2
Total Votes Cast	1,877	659	1,212	6

Precinct 110

Board of Governors - Pima Community College Dist. 5

Vote For 1

	TOTAL	Polls	Early Provisional	S
GONZALES, LUIS LOPEZ	625	306	317	2
MORALES, KARLA	267	79	187	1
Write-In Totals	2	0	1	1
Not Assigned	2	0	1	1
Total Votes Cast	894	385	505	4

PROPOSITION 133

Vote For 1

	TOTAL	Polls	Early Provisional	S
Yes / Si	343	170	165	8
No	558	193	361	4
Total Votes Cast	901	363	526	12

PROPOSITION 134

Vote For 1

	TOTAL	Polls	Early Provisional	S
Yes / Si	299	150	143	6
No	592	210	376	6
Total Votes Cast	891	360	519	12

PROPOSITION 135

Vote For 1

	TOTAL	Polls	Early Provisional	S
Yes / Si	309	150	153	6
No	564	202	356	6
Total Votes Cast	873	352	509	12

PROPOSITION 136

Vote For 1

	TOTAL	Polls	Early Provisional	S
Yes / Si	257	127	124	6
No	614	219	389	6
Total Votes Cast	871	346	513	12

PROPOSITION 137

Vote For 1

	TOTAL	Polls	Early Provisional	S
Yes / Si	217	102	109	6
No	644	242	396	6
Total Votes Cast	861	344	505	12

Precinct 110

PROPOSITION 138

Vote For 1

	TOTAL	Polls	Early Provisional	S
Yes / Si	219	114	100	5
No	688	258	422	8
Total Votes Cast	907	372	522	13

PROPOSITION 139

Vote For 1

	TOTAL	Polls	Early Provisional	S
Yes / Si	803	336	456	11
No	174	69	102	3
Total Votes Cast	977	405	558	14

PROPOSITION 140

Vote For 1

	TOTAL	Polls	Early Provisional	S
Yes / Si	500	232	259	9
No	434	149	280	5
Total Votes Cast	934	381	539	14

PROPOSITION 311

Vote For 1

	TOTAL	Polls	Early Provisional	S
Yes / Si	558	246	303	9
No	380	137	240	3
Total Votes Cast	938	383	543	12

PROPOSITION 312

Vote For 1

	TOTAL	Polls	Early Provisional	S
Yes / Si	455	210	237	8
No	472	167	301	4
Total Votes Cast	927	377	538	12

PROPOSITION 313

Vote For 1

	TOTAL	Polls	Early Provisional	S
Yes / Si	572	247	316	9
No	331	117	210	4
Total Votes Cast	903	364	526	13

Precinct 110

PROPOSITION 314

Vote For 1

	TOTAL	Polls	Early Provisional	S
Yes / Si	422	191	222	9
No	471	167	301	3
Total Votes Cast	893	358	523	12

PROPOSITION 315

Vote For 1

	TOTAL	Polls	Early Provisional	S
Yes / Si	293	145	140	8
No	582	203	375	4
Total Votes Cast	875	348	515	12

Summary Results Report
 General Election
 November 5, 2024

OFFICIAL RESULTS
 Summary of Votes Cast
 County of Pima

Precinct 111

Statistics	TOTAL	Polls	Early Provisional	s
Registered Voters - Total	2,176			
Ballots Cast - Total	1,783	200	1,572	11
Ballots Cast - Blank	22	6	15	1
Voter Turnout - Total	81.94%			

Presidential Electors

Vote For 1	TOTAL	Polls	Early Provisional	s
HARRIS, KAMALA D.	1,138	101	1,030	7
TRUMP, DONALD J.	602	93	505	4
OLIVER, CHASE	14	3	11	0
STEIN, JILL	14	1	13	0
Write-In Totals	1	0	1	0
Write-In: Ayyadurai / Ellis	0	0	0	0
Write-In: Boddie / Stoneham	0	0	0	0
Write-In: De la Cruz / Garcia	1	0	1	0
Write-In: Shelton / Serra	0	0	0	0
Write-In: Skousen / Combs	0	0	0	0
Not Assigned	0	0	0	0
Total Votes Cast	1,769	198	1,560	11

U.S. Senator

Vote For 1	TOTAL	Polls	Early Provisional	s
GALLEGO, RUBEN	1,168	103	1,057	8
LAKE, KARI	528	84	441	3
QUINTANA, EDUARDO	45	6	39	0
Write-In Totals	0	0	0	0
Write-In: Williams, Sarah	0	0	0	0
Write-In: Beckett, Christopher	0	0	0	0
Write-In: Sanders, Steven Cavin	0	0	0	0
Write-In: Bozic, David	0	0	0	0
Write-In: Petty, Shawn	0	0	0	0
Write-In: Rodriguez, Benjamin	0	0	0	0
Write-In: Prosser, Jannie "Jannie"	0	0	0	0
Not Assigned	0	0	0	0
Total Votes Cast	1,741	193	1,537	11

U.S. Representative in Congress District 7

Vote For 1	TOTAL	Polls	Early Provisional	s
GRIJALVA, RAÚL M.	1,138	99	1,033	6
BUTIEREZ SR., DANIEL FRANCIS	592	89	501	2
Write-In Totals	1	0	1	0
Not Assigned	1	0	1	0
Total Votes Cast	1,731	188	1,535	8

Precinct 111

State Senator District 21

Vote For 1

	TOTAL	Polls	Early Provisional	s
GABALDÓN, ROSANNA	1,241	109	1,124	8
Write-In Totals	41	10	31	0
Not Assigned	41	10	31	0
Total Votes Cast	1,282	119	1,155	8

State Representative Dist. 21

Vote For 2

	TOTAL	Polls	Early Provisional	s
HERNANDEZ, CONSUELO	1,025	83	936	6
STAHL HAMILTON, STEPHANIE	973	70	899	4
KIBBEY, CHRISTOPHER	590	86	501	3
Write-In Totals	10	1	9	0
Not Assigned	10	1	9	0
Total Votes Cast	2,598	240	2,345	13

Corporation Commissioner

Vote For 3

	TOTAL	Polls	Early Provisional	s
AGUILAR, YLENIA	1,014	78	930	6
HILL, JONATHON	983	65	914	4
POLACHECK, JOSHUA	947	61	883	3
LOPEZ, RENE	486	55	428	3
MARQUEZ PETERSON, LEA	482	52	429	1
WALDEN, RACHEL	505	64	438	3
CEASE, MIKE	59	8	50	1
LUXENBERG, NINA	80	14	66	0
Write-In Totals	4	0	4	0
Write-In: Bertone, Frank	0	0	0	0
Not Assigned	4	0	4	0
Total Votes Cast	4,560	397	4,142	21

Board of Supervisors District 2

Vote For 1

	TOTAL	Polls	Early Provisional	s
HEINZ, MATT	1,122	94	1,020	8
BACKER, JOHN	564	81	481	2
Write-In Totals	0	0	0	0
Not Assigned	0	0	0	0
Total Votes Cast	1,686	175	1,501	10

Precinct 111

County Assessor

Vote For 1

	TOTAL	Polls	Early Provisional	S
DROUBIE, SUZANNE	1,245	107	1,129	9
Write-In Totals	35	9	26	0
Not Assigned	35	9	26	0
Total Votes Cast	1,280	116	1,155	9

County Attorney

Vote For 1

	TOTAL	Polls	Early Provisional	S
CONOVER, LAURA	1,135	100	1,027	8
DRUAN, HOWARD	302	41	259	2
Write-In Totals	15	1	14	0
Not Assigned	15	1	14	0
Total Votes Cast	1,452	142	1,300	10

County Recorder

Vote For 1

	TOTAL	Polls	Early Provisional	S
CÁZARES-KELLY, GABRIELLA	1,124	97	1,020	7
CAMPBELL-GONZALEZ, DOMINIC	531	77	450	4
Write-In Totals	2	0	2	0
Not Assigned	2	0	2	0
Total Votes Cast	1,657	174	1,472	11

County Sheriff

Vote For 1

	TOTAL	Polls	Early Provisional	S
NANOS, CHRIS	968	83	879	6
LAPPIN, HEATHER	697	99	593	5
Write-In Totals	6	1	5	0
Write-In: Di Genova, Trista	0	0	0	0
Not Assigned	6	1	5	0
Total Votes Cast	1,671	183	1,477	11

County Superintendent of Schools

Vote For 1

	TOTAL	Polls	Early Provisional	S
WILLIAMS, DUSTIN	1,232	110	1,113	9
Write-In Totals	33	7	26	0
Not Assigned	33	7	26	0
Total Votes Cast	1,265	117	1,139	9

Precinct 111

County Treasurer

Vote For 1

	TOTAL	Polls	Early Provisional	S
JOHNSON, BRIAN	1,041	81	953	7
ACKERLEY, CHRIS	629	89	536	4
Write-In Totals	2	0	2	0
Not Assigned	2	0	2	0
Total Votes Cast	1,672	170	1,491	11

Constable Precinct 8

Vote For 1

	TOTAL	Polls	Early Provisional	S
TOTH, CHRISTOPHER	1,060	88	967	5
LAKE, BILL	584	83	499	2
Write-In Totals	2	0	2	0
Not Assigned	2	0	2	0
Total Votes Cast	1,646	171	1,468	7

KING, KATHRYN H.

Vote For 1

	TOTAL	Polls	Early Provisional	S
Yes / Si	657	72	580	5
No	785	65	717	3
Total Votes Cast	1,442	137	1,297	8

BOLICK, CLINT

Vote For 1

	TOTAL	Polls	Early Provisional	S
Yes / Si	604	60	539	5
No	826	72	751	3
Total Votes Cast	1,430	132	1,290	8

ECKERSTROM, PETER J.

Vote For 1

	TOTAL	Polls	Early Provisional	S
Yes / Si	956	80	871	5
No	371	49	319	3
Total Votes Cast	1,327	129	1,190	8

STARING, CHRISTOPHER P.

Vote For 1

	TOTAL	Polls	Early Provisional	S
Yes / Si	858	86	768	4
No	450	40	406	4
Total Votes Cast	1,308	126	1,174	8

Precinct 111

GRIFFIN, BRENDEN J.

Vote For 1

	TOTAL	Polls	Early Provisional	S
Yes / Si	887	84	798	5
No	395	46	346	3
Total Votes Cast	1,282	130	1,144	8

LEE, KENNETH

Vote For 1

	TOTAL	Polls	Early Provisional	S
Yes / Si	891	80	806	5
No	391	47	341	3
Total Votes Cast	1,282	127	1,147	8

BRYSON, KYLE A.

Vote For 1

	TOTAL	Polls	Early Provisional	S
Yes / Si	897	79	813	5
No	380	49	328	3
Total Votes Cast	1,277	128	1,141	8

COHEN, GARY J.

Vote For 1

	TOTAL	Polls	Early Provisional	S
Yes / Si	877	77	795	5
No	392	50	339	3
Total Votes Cast	1,269	127	1,134	8

GORDON, RICHARD E.

Vote For 1

	TOTAL	Polls	Early Provisional	S
Yes / Si	900	80	815	5
No	378	47	328	3
Total Votes Cast	1,278	127	1,143	8

BUTLER, MICHAEL J.

Vote For 1

	TOTAL	Polls	Early Provisional	S
Yes / Si	890	78	807	5
No	390	49	338	3
Total Votes Cast	1,280	127	1,145	8

Precinct 111

YEHLING, WAYNE E.

Vote For 1

	TOTAL	Polls	Early Provisional	S
Yes / Si	863	78	780	5
No	403	48	352	3
Total Votes Cast	1,266	126	1,132	8

CONSTANT, DANIELLE J.K.

Vote For 1

	TOTAL	Polls	Early Provisional	S
Yes / Si	866	83	778	5
No	403	44	356	3
Total Votes Cast	1,269	127	1,134	8

METCALF, D. DOUGLAS

Vote For 1

	TOTAL	Polls	Early Provisional	S
Yes / Si	867	78	784	5
No	396	48	345	3
Total Votes Cast	1,263	126	1,129	8

MCGINLEY, CASEY F.

Vote For 1

	TOTAL	Polls	Early Provisional	S
Yes / Si	893	83	805	5
No	378	43	332	3
Total Votes Cast	1,271	126	1,137	8

SAKALL, GREG

Vote For 1

	TOTAL	Polls	Early Provisional	S
Yes / Si	860	75	780	5
No	412	52	357	3
Total Votes Cast	1,272	127	1,137	8

WAGENER, JOAN L.

Vote For 1

	TOTAL	Polls	Early Provisional	S
Yes / Si	883	87	791	5
No	379	39	337	3
Total Votes Cast	1,262	126	1,128	8

Precinct 111

JOHNSON, KELLIE L.

Vote For 1

	TOTAL	Polls	Early Provisional	S
Yes / Si	763	81	678	4
No	531	46	481	4
Total Votes Cast	1,294	127	1,159	8

ORTIZ, KIMBERLY H.

Vote For 1

	TOTAL	Polls	Early Provisional	S
Yes / Si	913	86	821	6
No	355	40	313	2
Total Votes Cast	1,268	126	1,134	8

MCDONALD, SCOTT DAVID

Vote For 1

	TOTAL	Polls	Early Provisional	S
Yes / Si	842	80	757	5
No	422	46	373	3
Total Votes Cast	1,264	126	1,130	8

ABRAMS, LISA ILKA

Vote For 1

	TOTAL	Polls	Early Provisional	S
Yes / Si	911	83	823	5
No	363	43	317	3
Total Votes Cast	1,274	126	1,140	8

Governing Board - Tucson Unified School District (TUSD) No. 1

Vote For 3

	TOTAL	Polls	Early Provisional	S
ACOSTA RUIZ, PILAR	540	54	484	2
FLORES, ESTEBAN	435	42	390	3
LUNA ROSE, NATALIE	840	59	778	3
SHAH, RAVI	708	38	668	2
SHAW, SADIE	825	74	747	4
Write-In Totals	37	6	31	0
Not Assigned	37	6	31	0
Total Votes Cast	3,385	273	3,098	14

PROPOSITION 133

Vote For 1

	TOTAL	Polls	Early Provisional	S
Yes / Si	479	76	401	2
No	1,128	99	1,022	7
Total Votes Cast	1,607	175	1,423	9

Precinct 111

PROPOSITION 134

Vote For 1

	TOTAL	Polls	Early Provisional	S
Yes / Si	459	66	389	4
No	1,150	111	1,034	5
Total Votes Cast	1,609	177	1,423	9

PROPOSITION 135

Vote For 1

	TOTAL	Polls	Early Provisional	S
Yes / Si	548	75	467	6
No	1,049	100	945	4
Total Votes Cast	1,597	175	1,412	10

PROPOSITION 136

Vote For 1

	TOTAL	Polls	Early Provisional	S
Yes / Si	388	55	329	4
No	1,186	113	1,068	5
Total Votes Cast	1,574	168	1,397	9

PROPOSITION 137

Vote For 1

	TOTAL	Polls	Early Provisional	S
Yes / Si	253	44	207	2
No	1,336	129	1,199	8
Total Votes Cast	1,589	173	1,406	10

PROPOSITION 138

Vote For 1

	TOTAL	Polls	Early Provisional	S
Yes / Si	275	39	234	2
No	1,350	142	1,200	8
Total Votes Cast	1,625	181	1,434	10

PROPOSITION 139

Vote For 1

	TOTAL	Polls	Early Provisional	S
Yes / Si	1,270	128	1,135	7
No	435	62	370	3
Total Votes Cast	1,705	190	1,505	10

Precinct 111

PROPOSITION 140

Vote For 1

	TOTAL	Polls	Early Provisional	s
Yes / Si	749	90	651	8
No	929	94	833	2
Total Votes Cast	1,678	184	1,484	10

PROPOSITION 311

Vote For 1

	TOTAL	Polls	Early Provisional	s
Yes / Si	883	107	771	5
No	795	75	715	5
Total Votes Cast	1,678	182	1,486	10

PROPOSITION 312

Vote For 1

	TOTAL	Polls	Early Provisional	s
Yes / Si	770	113	652	5
No	894	68	821	5
Total Votes Cast	1,664	181	1,473	10

PROPOSITION 313

Vote For 1

	TOTAL	Polls	Early Provisional	s
Yes / Si	783	117	659	7
No	826	63	760	3
Total Votes Cast	1,609	180	1,419	10

PROPOSITION 314

Vote For 1

	TOTAL	Polls	Early Provisional	s
Yes / Si	712	101	606	5
No	885	74	806	5
Total Votes Cast	1,597	175	1,412	10

PROPOSITION 315

Vote For 1

	TOTAL	Polls	Early Provisional	s
Yes / Si	532	77	448	7
No	1,023	89	931	3
Total Votes Cast	1,555	166	1,379	10

Precinct 112

Statistics	TOTAL	Polls	Early Provisional	s
Registered Voters - Total	3,102			
Ballots Cast - Total	2,763	227	2,527	9
Ballots Cast - Blank	31	7	23	1
Voter Turnout - Total	89.07%			

Presidential Electors

Vote For 1	TOTAL	Polls	Early Provisional	s
HARRIS, KAMALA D.	1,677	96	1,574	7
TRUMP, DONALD J.	1,037	127	908	2
OLIVER, CHASE	9	1	8	0
STEIN, JILL	9	1	8	0
Write-In Totals	12	2	10	0
Write-In: Ayyadurai / Ellis	0	0	0	0
Write-In: Boddie / Stoneham	0	0	0	0
Write-In: De la Cruz / Garcia	0	0	0	0
Write-In: Shelton / Serra	0	0	0	0
Write-In: Skousen / Combs	0	0	0	0
Not Assigned	12	2	10	0
Total Votes Cast	2,744	227	2,508	9

U.S. Senator

Vote For 1	TOTAL	Polls	Early Provisional	s
GALLEGO, RUBEN	1,710	95	1,609	6
LAKE, KARI	946	115	831	0
QUINTANA, EDUARDO	35	4	29	2
Write-In Totals	5	1	4	0
Write-In: Williams, Sarah	1	0	1	0
Write-In: Beckett, Christopher	0	0	0	0
Write-In: Sanders, Steven Cavin	0	0	0	0
Write-In: Bozic, David	0	0	0	0
Write-In: Petty, Shawn	0	0	0	0
Write-In: Rodriguez, Benjamin	0	0	0	0
Write-In: Prosser, Jannie "Jannie"	0	0	0	0
Not Assigned	4	1	3	0
Total Votes Cast	2,696	215	2,473	8

Precinct 112

U.S. Representative in Congress District 6

Vote For 1

	TOTAL	Polls	Early Provisional	s
ENGEL, KIRSTEN	1,586	90	1,490	6
CISCOMANI, JUAN	1,077	119	957	1
EASTWOOD, ATHENA	31	7	23	1
Write-In Totals	1	0	1	0
Write-In: Pozzolo, Luis	0	0	0	0
Not Assigned	1	0	1	0
Total Votes Cast	2,695	216	2,471	8

State Senator District 18

Vote For 1

	TOTAL	Polls	Early Provisional	s
SUNDARESHAN, PRIYA	1,738	111	1,620	7
Write-In Totals	73	12	61	0
Not Assigned	73	12	61	0
Total Votes Cast	1,811	123	1,681	7

State Representative Dist. 18

Vote For 2

	TOTAL	Polls	Early Provisional	s
GUTIERREZ, NANCY	1,534	70	1,458	6
MATHIS, CHRIS	1,408	66	1,338	4
ROSENBLUM, LEONARD "LEN"	1,056	119	936	1
Write-In Totals	17	1	16	0
Not Assigned	17	1	16	0
Total Votes Cast	4,015	256	3,748	11

Corporation Commissioner

Vote For 3

	TOTAL	Polls	Early Provisional	s
AGUILAR, YLENIA	1,416	64	1,347	5
HILL, JONATHON	1,448	65	1,379	4
POLACHECK, JOSHUA	1,408	60	1,343	5
LOPEZ, RENE	940	103	836	1
MARQUEZ PETERSON, LEA	934	86	848	0
WALDEN, RACHEL	953	95	858	0
CEASE, MIKE	44	5	38	1
LUXENBERG, NINA	59	5	54	0
Write-In Totals	3	0	3	0
Write-In: Bertone, Frank	0	0	0	0
Not Assigned	3	0	3	0
Total Votes Cast	7,205	483	6,706	16

Precinct 112

Board of Supervisors District 1

Vote For 1

	TOTAL	Polls	Early Provisional	S
SCOTT, REX	1,568	81	1,481	6
SPAIN, STEVE	1,058	124	932	2
Write-In Totals	0	0	0	0
Not Assigned	0	0	0	0
Total Votes Cast	2,626	205	2,413	8

County Assessor

Vote For 1

	TOTAL	Polls	Early Provisional	S
DROUBIE, SUZANNE	1,767	116	1,645	6
Write-In Totals	44	6	38	0
Not Assigned	44	6	38	0
Total Votes Cast	1,811	122	1,683	6

County Attorney

Vote For 1

	TOTAL	Polls	Early Provisional	S
CONOVER, LAURA	1,641	98	1,537	6
DRUAN, HOWARD	355	41	313	1
Write-In Totals	28	4	24	0
Not Assigned	28	4	24	0
Total Votes Cast	2,024	143	1,874	7

County Recorder

Vote For 1

	TOTAL	Polls	Early Provisional	S
CÁZARES-KELLY, GABRIELLA	1,548	83	1,458	7
CAMPBELL-GONZALEZ, DOMINIC	1,001	116	884	1
Write-In Totals	3	0	3	0
Not Assigned	3	0	3	0
Total Votes Cast	2,552	199	2,345	8

County Sheriff

Vote For 1

	TOTAL	Polls	Early Provisional	S
NANOS, CHRIS	1,376	78	1,292	6
LAPPIN, HEATHER	1,245	128	1,115	2
Write-In Totals	3	0	3	0
Write-In: Di Genova, Trista	0	0	0	0
Not Assigned	3	0	3	0
Total Votes Cast	2,624	206	2,410	8

Precinct 112

County Superintendent of Schools

Vote For 1

	TOTAL	Polls	Early Provisional	S
WILLIAMS, DUSTIN	1,751	114	1,631	6
Write-In Totals	46	6	40	0
Not Assigned	46	6	40	0
Total Votes Cast	1,797	120	1,671	6

County Treasurer

Vote For 1

	TOTAL	Polls	Early Provisional	S
JOHNSON, BRIAN	1,443	76	1,361	6
ACKERLEY, CHRIS	1,141	122	1,017	2
Write-In Totals	1	0	1	0
Not Assigned	1	0	1	0
Total Votes Cast	2,585	198	2,379	8

Constable Precinct 1

Vote For 1

	TOTAL	Polls	Early Provisional	S
ROOSEVELT, MARK	1,486	81	1,399	6
ROWLAND, DANIEL	1,032	114	916	2
Write-In Totals	1	0	1	0
Not Assigned	1	0	1	0
Total Votes Cast	2,519	195	2,316	8

KING, KATHRYN H.

Vote For 1

	TOTAL	Polls	Early Provisional	S
Yes / Si	1,021	109	911	1
No	1,193	53	1,137	3
Total Votes Cast	2,214	162	2,048	4

BOLICK, CLINT

Vote For 1

	TOTAL	Polls	Early Provisional	S
Yes / Si	972	102	870	0
No	1,224	57	1,163	4
Total Votes Cast	2,196	159	2,033	4

ECKERSTROM, PETER J.

Vote For 1

	TOTAL	Polls	Early Provisional	S
Yes / Si	1,506	106	1,397	3
No	399	38	360	1
Total Votes Cast	1,905	144	1,757	4

Precinct 112

STARING, CHRISTOPHER P.

Vote For 1

	TOTAL	Polls	Early Provisional	S
Yes / Si	1,518	109	1,407	2
No	424	38	385	1
Total Votes Cast	1,942	147	1,792	3

GRIFFIN, BRENDEN J.

Vote For 1

	TOTAL	Polls	Early Provisional	S
Yes / Si	1,465	108	1,356	1
No	387	38	347	2
Total Votes Cast	1,852	146	1,703	3

LEE, KENNETH

Vote For 1

	TOTAL	Polls	Early Provisional	S
Yes / Si	1,470	107	1,362	1
No	379	38	339	2
Total Votes Cast	1,849	145	1,701	3

BRYSON, KYLE A.

Vote For 1

	TOTAL	Polls	Early Provisional	S
Yes / Si	1,485	108	1,376	1
No	359	35	322	2
Total Votes Cast	1,844	143	1,698	3

COHEN, GARY J.

Vote For 1

	TOTAL	Polls	Early Provisional	S
Yes / Si	1,476	104	1,371	1
No	363	37	324	2
Total Votes Cast	1,839	141	1,695	3

GORDON, RICHARD E.

Vote For 1

	TOTAL	Polls	Early Provisional	S
Yes / Si	1,471	108	1,361	2
No	364	33	329	2
Total Votes Cast	1,835	141	1,690	4

Precinct 112

BUTLER, MICHAEL J.

Vote For 1

	TOTAL	Polls	Early Provisional	S
Yes / Si	1,481	105	1,375	1
No	357	34	321	2
Total Votes Cast	1,838	139	1,696	3

YEHLING, WAYNE E.

Vote For 1

	TOTAL	Polls	Early Provisional	S
Yes / Si	1,457	102	1,354	1
No	384	38	344	2
Total Votes Cast	1,841	140	1,698	3

CONSTANT, DANIELLE J.K.

Vote For 1

	TOTAL	Polls	Early Provisional	S
Yes / Si	1,402	104	1,297	1
No	438	42	394	2
Total Votes Cast	1,840	146	1,691	3

METCALF, D. DOUGLAS

Vote For 1

	TOTAL	Polls	Early Provisional	S
Yes / Si	1,484	106	1,377	1
No	358	36	320	2
Total Votes Cast	1,842	142	1,697	3

MCGINLEY, CASEY F.

Vote For 1

	TOTAL	Polls	Early Provisional	S
Yes / Si	1,483	105	1,377	1
No	361	38	321	2
Total Votes Cast	1,844	143	1,698	3

SAKALL, GREG

Vote For 1

	TOTAL	Polls	Early Provisional	S
Yes / Si	1,453	108	1,344	1
No	391	37	352	2
Total Votes Cast	1,844	145	1,696	3

Precinct 112

WAGENER, JOAN L.

Vote For 1		TOTAL	Polls	Early Provisional	S
Yes / Si		1,458	104	1,353	1
No		381	41	338	2
Total Votes Cast		1,839	145	1,691	3

JOHNSON, KELLIE L.

Vote For 1		TOTAL	Polls	Early Provisional	S
Yes / Si		1,243	102	1,141	0
No		631	42	585	4
Total Votes Cast		1,874	144	1,726	4

ORTIZ, KIMBERLY H.

Vote For 1		TOTAL	Polls	Early Provisional	S
Yes / Si		1,473	108	1,364	1
No		367	37	328	2
Total Votes Cast		1,840	145	1,692	3

MCDONALD, SCOTT DAVID

Vote For 1		TOTAL	Polls	Early Provisional	S
Yes / Si		1,428	107	1,320	1
No		408	35	371	2
Total Votes Cast		1,836	142	1,691	3

ABRAMS, LISA ILKA

Vote For 1		TOTAL	Polls	Early Provisional	S
Yes / Si		1,474	104	1,368	2
No		377	38	338	1
Total Votes Cast		1,851	142	1,706	3

Governing Board - Catalina Foothills Unified School District No. 16

Vote For 1		TOTAL	Polls	Early Provisional	S
ARISPE, BROOKE		482	53	428	1
JACKSON, EILEEN		1,220	74	1,144	2
Write-In Totals		14	3	11	0
Not Assigned		14	3	11	0
Total Votes Cast		1,716	130	1,583	3

Precinct 112

Governing Board - Catalina Foothills Unified School District No. 16

Vote For 2

	TOTAL	Polls	Early Provisional	S
DAVOLI, JACQUELYN	1,119	52	1,066	1
LOGUE, TOM	988	46	939	3
PEMBERTON, BART	606	61	545	0
REPSCHER, JENNIFER	769	69	697	3
Write-In Totals	10	1	9	0
Not Assigned	10	1	9	0
Total Votes Cast	3,492	229	3,256	7

Governing Board - Tucson Unified School District (TUSD) No. 1

Vote For 3

	TOTAL	Polls	Early Provisional	S
ACOSTA RUIZ, PILAR	61	2	59	0
FLORES, ESTEBAN	61	3	58	0
LUNA ROSE, NATALIE	112	5	107	0
SHAH, RAVI	100	5	95	0
SHAW, SADIE	93	7	86	0
Write-In Totals	10	0	10	0
Not Assigned	10	0	10	0
Total Votes Cast	437	22	415	0

Board Member Hidden Valley Fire District

Vote For 2

	TOTAL	Polls	Early Provisional	S
ALTER, LEE	314	18	296	0
MILWARD, GREG	245	17	228	0
MULLIGAN, TREVOR	308	21	287	0
Write-In Totals	10	0	10	0
Not Assigned	10	0	10	0
Total Votes Cast	877	56	821	0

PROPOSITION 133

Vote For 1

	TOTAL	Polls	Early Provisional	S
Yes / Si	810	79	729	2
No	1,655	105	1,545	5
Total Votes Cast	2,465	184	2,274	7

PROPOSITION 134

Vote For 1

	TOTAL	Polls	Early Provisional	S
Yes / Si	775	82	692	1
No	1,700	101	1,593	6
Total Votes Cast	2,475	183	2,285	7

Precinct 112

PROPOSITION 135

Vote For 1

	TOTAL	Polls	Early Provisional	S
Yes / Si	927	97	827	3
No	1,514	88	1,423	3
Total Votes Cast	2,441	185	2,250	6

PROPOSITION 136

Vote For 1

	TOTAL	Polls	Early Provisional	S
Yes / Si	686	81	603	2
No	1,732	100	1,627	5
Total Votes Cast	2,418	181	2,230	7

PROPOSITION 137

Vote For 1

	TOTAL	Polls	Early Provisional	S
Yes / Si	439	52	386	1
No	1,992	134	1,852	6
Total Votes Cast	2,431	186	2,238	7

PROPOSITION 138

Vote For 1

	TOTAL	Polls	Early Provisional	S
Yes / Si	486	49	436	1
No	2,034	146	1,882	6
Total Votes Cast	2,520	195	2,318	7

PROPOSITION 139

Vote For 1

	TOTAL	Polls	Early Provisional	S
Yes / Si	1,974	130	1,837	7
No	675	83	591	1
Total Votes Cast	2,649	213	2,428	8

PROPOSITION 140

Vote For 1

	TOTAL	Polls	Early Provisional	S
Yes / Si	1,080	96	978	6
No	1,518	107	1,409	2
Total Votes Cast	2,598	203	2,387	8

Precinct 112

PROPOSITION 311

Vote For 1	TOTAL	Polls	Early Provisional	S
Yes / Si	1,426	135	1,287	4
No	1,170	66	1,101	3
Total Votes Cast	2,596	201	2,388	7

PROPOSITION 312

Vote For 1	TOTAL	Polls	Early Provisional	S
Yes / Si	1,271	132	1,135	4
No	1,309	65	1,241	3
Total Votes Cast	2,580	197	2,376	7

PROPOSITION 313

Vote For 1	TOTAL	Polls	Early Provisional	S
Yes / Si	1,180	130	1,045	5
No	1,299	63	1,235	1
Total Votes Cast	2,479	193	2,280	6

PROPOSITION 314

Vote For 1	TOTAL	Polls	Early Provisional	S
Yes / Si	1,207	134	1,069	4
No	1,268	54	1,211	3
Total Votes Cast	2,475	188	2,280	7

PROPOSITION 315

Vote For 1	TOTAL	Polls	Early Provisional	S
Yes / Si	885	102	779	4
No	1,519	73	1,445	1
Total Votes Cast	2,404	175	2,224	5

Summary Results Report
 General Election
 November 5, 2024

OFFICIAL RESULTS
 Summary of Votes Cast
 County of Pima

Precinct 113

Statistics	TOTAL	Polls	Early Provisional	s
Registered Voters - Total	3,328			
Ballots Cast - Total	2,296	409	1,864	23
Ballots Cast - Blank	49	19	28	2
Voter Turnout - Total	68.99%			

Presidential Electors

Vote For 1	TOTAL	Polls	Early Provisional	s
HARRIS, KAMALA D.	1,357	196	1,148	13
TRUMP, DONALD J.	882	204	670	8
OLIVER, CHASE	15	4	11	0
STEIN, JILL	24	3	19	2
Write-In Totals	4	0	4	0
Write-In: Ayyadurai / Ellis	0	0	0	0
Write-In: Boddie / Stoneham	0	0	0	0
Write-In: De la Cruz / Garcia	1	0	1	0
Write-In: Shelton / Serra	0	0	0	0
Write-In: Skousen / Combs	0	0	0	0
Not Assigned	3	0	3	0
Total Votes Cast	2,282	407	1,852	23

U.S. Senator

Vote For 1	TOTAL	Polls	Early Provisional	s
GALLEGO, RUBEN	1,369	200	1,157	12
LAKE, KARI	767	180	581	6
QUINTANA, EDUARDO	94	21	72	1
Write-In Totals	6	2	4	0
Write-In: Williams, Sarah	1	1	0	0
Write-In: Beckett, Christopher	1	0	1	0
Write-In: Sanders, Steven Cavin	1	1	0	0
Write-In: Bozic, David	0	0	0	0
Write-In: Petty, Shawn	0	0	0	0
Write-In: Rodriguez, Benjamin	0	0	0	0
Write-In: Prosser, Jannie "Jannie"	0	0	0	0
Not Assigned	3	0	3	0
Total Votes Cast	2,236	403	1,814	19

U.S. Representative in Congress District 7

Vote For 1	TOTAL	Polls	Early Provisional	s
GRIJALVA, RAÚL M.	1,318	198	1,109	11
BUTIEREZ SR., DANIEL FRANCIS	859	192	660	7
Write-In Totals	6	0	6	0
Not Assigned	6	0	6	0
Total Votes Cast	2,183	390	1,775	18

Precinct 113

State Senator District 21

Vote For 1

	TOTAL	Polls	Early Provisional	s
GABALDÓN, ROSANNA	1,556	246	1,295	15
Write-In Totals	101	30	71	0
Not Assigned	101	30	71	0
Total Votes Cast	1,657	276	1,366	15

State Representative Dist. 21

Vote For 2

	TOTAL	Polls	Early Provisional	s
HERNANDEZ, CONSUELO	1,140	163	972	5
STAHL HAMILTON, STEPHANIE	1,086	132	947	7
KIBBEY, CHRISTOPHER	839	185	649	5
Write-In Totals	20	4	16	0
Not Assigned	20	4	16	0
Total Votes Cast	3,085	484	2,584	17

Corporation Commissioner

Vote For 3

	TOTAL	Polls	Early Provisional	s
AGUILAR, YLENIA	1,152	141	1,001	10
HILL, JONATHON	1,004	104	894	6
POLACHECK, JOSHUA	1,029	119	905	5
LOPEZ, RENE	662	137	521	4
MARQUEZ PETERSON, LEA	622	120	500	2
WALDEN, RACHEL	675	127	546	2
CEASE, MIKE	113	19	92	2
LUXENBERG, NINA	112	24	86	2
Write-In Totals	5	1	4	0
Write-In: Bertone, Frank	0	0	0	0
Not Assigned	5	1	4	0
Total Votes Cast	5,374	792	4,549	33

Board of Supervisors District 2

Vote For 1

	TOTAL	Polls	Early Provisional	s
HEINZ, MATT	1,327	185	1,129	13
BACKER, JOHN	820	187	628	5
Write-In Totals	4	1	3	0
Not Assigned	4	1	3	0
Total Votes Cast	2,151	373	1,760	18

Precinct 113

County Assessor

Vote For 1

	TOTAL	Polls	Early Provisional	S
DROUBIE, SUZANNE	1,580	243	1,319	18
Write-In Totals	74	26	47	1
Not Assigned	74	26	47	1
Total Votes Cast	1,654	269	1,366	19

County Attorney

Vote For 1

	TOTAL	Polls	Early Provisional	S
CONOVER, LAURA	1,335	187	1,136	12
DRUAN, HOWARD	467	103	358	6
Write-In Totals	33	10	23	0
Not Assigned	33	10	23	0
Total Votes Cast	1,835	300	1,517	18

County Recorder

Vote For 1

	TOTAL	Polls	Early Provisional	S
CÁZARES-KELLY, GABRIELLA	1,325	187	1,126	12
CAMPBELL-GONZALEZ, DOMINIC	785	185	593	7
Write-In Totals	2	1	1	0
Not Assigned	2	1	1	0
Total Votes Cast	2,112	373	1,720	19

County Sheriff

Vote For 1

	TOTAL	Polls	Early Provisional	S
NANOS, CHRIS	1,208	157	1,040	11
LAPPIN, HEATHER	939	222	708	9
Write-In Totals	7	1	6	0
Write-In: Di Genova, Trista	1	0	1	0
Not Assigned	6	1	5	0
Total Votes Cast	2,154	380	1,754	20

County Superintendent of Schools

Vote For 1

	TOTAL	Polls	Early Provisional	S
WILLIAMS, DUSTIN	1,575	247	1,310	18
Write-In Totals	71	24	46	1
Not Assigned	71	24	46	1
Total Votes Cast	1,646	271	1,356	19

Precinct 113

County Treasurer

Vote For 1

	TOTAL	Polls	Early Provisional	S
JOHNSON, BRIAN	1,240	176	1,052	12
ACKERLEY, CHRIS	890	199	684	7
Write-In Totals	1	1	0	0
Not Assigned	1	1	0	0
Total Votes Cast	2,131	376	1,736	19

Justice of the Peace Precinct 2

Vote For 1

	TOTAL	Polls	Early Provisional	S
CORNEJO, ERICA	1,577	239	1,321	17
Write-In Totals	73	25	47	1
Not Assigned	73	25	47	1
Total Votes Cast	1,650	264	1,368	18

KING, KATHRYN H.

Vote For 1

	TOTAL	Polls	Early Provisional	S
Yes / Si	1,038	165	864	9
No	810	144	661	5
Total Votes Cast	1,848	309	1,525	14

BOLICK, CLINT

Vote For 1

	TOTAL	Polls	Early Provisional	S
Yes / Si	962	147	807	8
No	858	156	695	7
Total Votes Cast	1,820	303	1,502	15

ECKERSTROM, PETER J.

Vote For 1

	TOTAL	Polls	Early Provisional	S
Yes / Si	1,227	165	1,054	8
No	519	129	384	6
Total Votes Cast	1,746	294	1,438	14

STARING, CHRISTOPHER P.

Vote For 1

	TOTAL	Polls	Early Provisional	S
Yes / Si	1,122	159	956	7
No	590	133	450	7
Total Votes Cast	1,712	292	1,406	14

Precinct 113

GRIFFIN, BRENDEN J.

Vote For 1		TOTAL	Polls	Early Provisional	S
Yes / Si		1,158	171	976	11
No		572	126	443	3
Total Votes Cast		1,730	297	1,419	14

LEE, KENNETH

Vote For 1		TOTAL	Polls	Early Provisional	S
Yes / Si		1,145	166	969	10
No		579	130	444	5
Total Votes Cast		1,724	296	1,413	15

BRYSON, KYLE A.

Vote For 1		TOTAL	Polls	Early Provisional	S
Yes / Si		1,143	161	974	8
No		566	134	427	5
Total Votes Cast		1,709	295	1,401	13

COHEN, GARY J.

Vote For 1		TOTAL	Polls	Early Provisional	S
Yes / Si		1,139	161	968	10
No		581	132	444	5
Total Votes Cast		1,720	293	1,412	15

GORDON, RICHARD E.

Vote For 1		TOTAL	Polls	Early Provisional	S
Yes / Si		1,145	164	972	9
No		575	135	435	5
Total Votes Cast		1,720	299	1,407	14

BUTLER, MICHAEL J.

Vote For 1		TOTAL	Polls	Early Provisional	S
Yes / Si		1,160	166	985	9
No		563	131	427	5
Total Votes Cast		1,723	297	1,412	14

Precinct 113

YEHLING, WAYNE E.

Vote For 1

	TOTAL	Polls	Early Provisional	S
Yes / Si	1,124	155	960	9
No	589	140	444	5
Total Votes Cast	1,713	295	1,404	14

CONSTANT, DANIELLE J.K.

Vote For 1

	TOTAL	Polls	Early Provisional	S
Yes / Si	1,145	172	966	7
No	576	127	443	6
Total Votes Cast	1,721	299	1,409	13

METCALF, D. DOUGLAS

Vote For 1

	TOTAL	Polls	Early Provisional	S
Yes / Si	1,141	163	970	8
No	573	133	434	6
Total Votes Cast	1,714	296	1,404	14

MCGINLEY, CASEY F.

Vote For 1

	TOTAL	Polls	Early Provisional	S
Yes / Si	1,160	170	982	8
No	548	129	415	4
Total Votes Cast	1,708	299	1,397	12

SAKALL, GREG

Vote For 1

	TOTAL	Polls	Early Provisional	S
Yes / Si	1,132	160	965	7
No	581	136	438	7
Total Votes Cast	1,713	296	1,403	14

WAGENER, JOAN L.

Vote For 1

	TOTAL	Polls	Early Provisional	S
Yes / Si	1,141	172	962	7
No	572	126	439	7
Total Votes Cast	1,713	298	1,401	14

Precinct 113

JOHNSON, KELLIE L.

Vote For 1

	TOTAL	Polls	Early Provisional	s
Yes / Si	1,084	163	912	9
No	646	137	504	5
Total Votes Cast	1,730	300	1,416	14

ORTIZ, KIMBERLY H.

Vote For 1

	TOTAL	Polls	Early Provisional	s
Yes / Si	1,180	176	996	8
No	530	121	404	5
Total Votes Cast	1,710	297	1,400	13

MCDONALD, SCOTT DAVID

Vote For 1

	TOTAL	Polls	Early Provisional	s
Yes / Si	1,128	168	952	8
No	587	129	452	6
Total Votes Cast	1,715	297	1,404	14

ABRAMS, LISA ILKA

Vote For 1

	TOTAL	Polls	Early Provisional	s
Yes / Si	1,183	181	994	8
No	536	118	412	6
Total Votes Cast	1,719	299	1,406	14

Governing Board - Tucson Unified School District (TUSD) No. 1

Vote For 3

	TOTAL	Polls	Early Provisional	s
ACOSTA RUIZ, PILAR	727	94	630	3
FLORES, ESTEBAN	792	140	645	7
LUNA ROSE, NATALIE	1,059	151	904	4
SHAH, RAVI	666	85	579	2
SHAW, SADIE	804	115	687	2
Write-In Totals	35	9	23	3
Not Assigned	35	9	23	3
Total Votes Cast	4,083	594	3,468	21

PROPOSITION 133

Vote For 1

	TOTAL	Polls	Early Provisional	s
Yes / Si	709	142	558	9
No	1,302	208	1,085	9
Total Votes Cast	2,011	350	1,643	18

Precinct 113

PROPOSITION 134

Vote For 1

	TOTAL	Polls	Early Provisional	S
Yes / Si	686	133	545	8
No	1,329	216	1,103	10
Total Votes Cast	2,015	349	1,648	18

PROPOSITION 135

Vote For 1

	TOTAL	Polls	Early Provisional	S
Yes / Si	794	163	621	10
No	1,189	182	1,000	7
Total Votes Cast	1,983	345	1,621	17

PROPOSITION 136

Vote For 1

	TOTAL	Polls	Early Provisional	S
Yes / Si	612	121	480	11
No	1,351	221	1,124	6
Total Votes Cast	1,963	342	1,604	17

PROPOSITION 137

Vote For 1

	TOTAL	Polls	Early Provisional	S
Yes / Si	422	89	330	3
No	1,547	249	1,285	13
Total Votes Cast	1,969	338	1,615	16

PROPOSITION 138

Vote For 1

	TOTAL	Polls	Early Provisional	S
Yes / Si	406	78	323	5
No	1,647	284	1,349	14
Total Votes Cast	2,053	362	1,672	19

PROPOSITION 139

Vote For 1

	TOTAL	Polls	Early Provisional	S
Yes / Si	1,546	245	1,287	14
No	630	139	485	6
Total Votes Cast	2,176	384	1,772	20

Precinct 113

PROPOSITION 140

Vote For 1

	TOTAL	Polls	Early Provisional	S
Yes / Si	1,074	192	868	14
No	1,047	175	869	3
Total Votes Cast	2,121	367	1,737	17

PROPOSITION 311

Vote For 1

	TOTAL	Polls	Early Provisional	S
Yes / Si	1,319	250	1,053	16
No	809	127	679	3
Total Votes Cast	2,128	377	1,732	19

PROPOSITION 312

Vote For 1

	TOTAL	Polls	Early Provisional	S
Yes / Si	1,258	235	1,008	15
No	846	129	714	3
Total Votes Cast	2,104	364	1,722	18

PROPOSITION 313

Vote For 1

	TOTAL	Polls	Early Provisional	S
Yes / Si	1,332	259	1,057	16
No	723	104	616	3
Total Votes Cast	2,055	363	1,673	19

PROPOSITION 314

Vote For 1

	TOTAL	Polls	Early Provisional	S
Yes / Si	1,152	224	914	14
No	884	135	745	4
Total Votes Cast	2,036	359	1,659	18

PROPOSITION 315

Vote For 1

	TOTAL	Polls	Early Provisional	S
Yes / Si	833	157	670	6
No	1,132	185	939	8
Total Votes Cast	1,965	342	1,609	14

Summary Results Report
 General Election
 November 5, 2024

OFFICIAL RESULTS
 Summary of Votes Cast
 County of Pima

Precinct 114

Statistics	TOTAL	Polls	Early Provisional	s
Registered Voters - Total	1,022			
Ballots Cast - Total	597	140	445	12
Ballots Cast - Blank	24	10	13	1
Voter Turnout - Total	58.41%			

Presidential Electors

Vote For 1	TOTAL	Polls	Early Provisional	s
HARRIS, KAMALA D.	218	35	182	1
TRUMP, DONALD J.	366	98	257	11
OLIVER, CHASE	2	0	2	0
STEIN, JILL	5	3	2	0
Write-In Totals	3	2	1	0
Write-In: Ayyadurai / Ellis	0	0	0	0
Write-In: Boddie / Stoneham	0	0	0	0
Write-In: De la Cruz / Garcia	0	0	0	0
Write-In: Shelton / Serra	0	0	0	0
Write-In: Skousen / Combs	0	0	0	0
Not Assigned	3	2	1	0
Total Votes Cast	594	138	444	12

U.S. Senator

Vote For 1	TOTAL	Polls	Early Provisional	s
GALLEGO, RUBEN	221	42	177	2
LAKE, KARI	325	86	230	9
QUINTANA, EDUARDO	27	4	22	1
Write-In Totals	1	1	0	0
Write-In: Williams, Sarah	0	0	0	0
Write-In: Beckett, Christopher	0	0	0	0
Write-In: Sanders, Steven Cavin	0	0	0	0
Write-In: Bozic, David	0	0	0	0
Write-In: Petty, Shawn	0	0	0	0
Write-In: Rodriguez, Benjamin	0	0	0	0
Write-In: Prosser, Jannie "Jannie"	0	0	0	0
Not Assigned	1	1	0	0
Total Votes Cast	574	133	429	12

Precinct 114

U.S. Representative in Congress District 6

Vote For 1

	TOTAL	Polls	Early Provisional	s
ENGEL, KIRSTEN	207	35	170	2
CISCOMANI, JUAN	339	89	245	5
EASTWOOD, ATHENA	20	5	14	1
Write-In Totals	1	1	0	0
Write-In: Pozzolo, Luis	0	0	0	0
Not Assigned	1	1	0	0
Total Votes Cast	567	130	429	8

State Senator District 21

Vote For 1

	TOTAL	Polls	Early Provisional	s
GABALDÓN, ROSANNA	311	67	241	3
Write-In Totals	44	12	32	0
Not Assigned	44	12	32	0
Total Votes Cast	355	79	273	3

State Representative Dist. 21

Vote For 2

	TOTAL	Polls	Early Provisional	s
HERNANDEZ, CONSUELO	167	20	146	1
STAHL HAMILTON, STEPHANIE	183	27	154	2
KIBBEY, CHRISTOPHER	314	80	229	5
Write-In Totals	11	3	8	0
Not Assigned	11	3	8	0
Total Votes Cast	675	130	537	8

Corporation Commissioner

Vote For 3

	TOTAL	Polls	Early Provisional	s
AGUILAR, YLENIA	163	17	145	1
HILL, JONATHON	161	21	139	1
POLACHECK, JOSHUA	150	19	130	1
LOPEZ, RENE	230	53	172	5
MARQUEZ PETERSON, LEA	229	54	169	6
WALDEN, RACHEL	259	65	187	7
CEASE, MIKE	25	2	23	0
LUXENBERG, NINA	29	6	23	0
Write-In Totals	2	1	1	0
Write-In: Bertone, Frank	0	0	0	0
Not Assigned	2	1	1	0
Total Votes Cast	1,248	238	989	21

Precinct 114

Board of Supervisors District 2

Vote For 1

	TOTAL	Polls	Early Provisional	S
HEINZ, MATT	210	36	173	1
BACKER, JOHN	315	84	226	5
Write-In Totals	2	1	1	0
Not Assigned	2	1	1	0
Total Votes Cast	527	121	400	6

County Assessor

Vote For 1

	TOTAL	Polls	Early Provisional	S
DROUBIE, SUZANNE	312	67	242	3
Write-In Totals	36	9	27	0
Not Assigned	36	9	27	0
Total Votes Cast	348	76	269	3

County Attorney

Vote For 1

	TOTAL	Polls	Early Provisional	S
CONOVER, LAURA	232	43	186	3
DRUAN, HOWARD	147	46	99	2
Write-In Totals	21	5	16	0
Not Assigned	21	5	16	0
Total Votes Cast	400	94	301	5

County Recorder

Vote For 1

	TOTAL	Polls	Early Provisional	S
CÁZARES-KELLY, GABRIELLA	210	37	172	1
CAMPBELL-GONZALEZ, DOMINIC	312	83	220	9
Write-In Totals	2	1	1	0
Not Assigned	2	1	1	0
Total Votes Cast	524	121	393	10

County Sheriff

Vote For 1

	TOTAL	Polls	Early Provisional	S
NANOS, CHRIS	189	34	154	1
LAPPIN, HEATHER	343	89	244	10
Write-In Totals	2	1	1	0
Write-In: Di Genova, Trista	0	0	0	0
Not Assigned	2	1	1	0
Total Votes Cast	534	124	399	11

Precinct 114

County Superintendent of Schools

Vote For 1

	TOTAL	Polls	Early Provisional	S
WILLIAMS, DUSTIN	307	67	237	3
Write-In Totals	37	10	27	0
Not Assigned	37	10	27	0
Total Votes Cast	344	77	264	3

County Treasurer

Vote For 1

	TOTAL	Polls	Early Provisional	S
JOHNSON, BRIAN	190	31	158	1
ACKERLEY, CHRIS	335	90	236	9
Write-In Totals	1	1	0	0
Not Assigned	1	1	0	0
Total Votes Cast	526	122	394	10

Justice of the Peace Precinct 2

Vote For 1

	TOTAL	Polls	Early Provisional	S
CORNEJO, ERICA	308	68	237	3
Write-In Totals	35	10	25	0
Not Assigned	35	10	25	0
Total Votes Cast	343	78	262	3

KING, KATHRYN H.

Vote For 1

	TOTAL	Polls	Early Provisional	S
Yes / Si	261	72	183	6
No	163	26	135	2
Total Votes Cast	424	98	318	8

BOLICK, CLINT

Vote For 1

	TOTAL	Polls	Early Provisional	S
Yes / Si	249	73	171	5
No	172	25	144	3
Total Votes Cast	421	98	315	8

ECKERSTROM, PETER J.

Vote For 1

	TOTAL	Polls	Early Provisional	S
Yes / Si	263	61	197	5
No	131	32	97	2
Total Votes Cast	394	93	294	7

Precinct 114

STARING, CHRISTOPHER P.

Vote For 1

	TOTAL	Polls	Early Provisional	S
Yes / Si	286	70	212	4
No	115	28	85	2
Total Votes Cast	401	98	297	6

GRIFFIN, BRENDEN J.

Vote For 1

	TOTAL	Polls	Early Provisional	S
Yes / Si	263	63	197	3
No	116	27	87	2
Total Votes Cast	379	90	284	5

LEE, KENNETH

Vote For 1

	TOTAL	Polls	Early Provisional	S
Yes / Si	259	59	196	4
No	118	32	85	1
Total Votes Cast	377	91	281	5

BRYSON, KYLE A.

Vote For 1

	TOTAL	Polls	Early Provisional	S
Yes / Si	260	60	197	3
No	115	29	84	2
Total Votes Cast	375	89	281	5

COHEN, GARY J.

Vote For 1

	TOTAL	Polls	Early Provisional	S
Yes / Si	256	62	192	2
No	119	28	88	3
Total Votes Cast	375	90	280	5

GORDON, RICHARD E.

Vote For 1

	TOTAL	Polls	Early Provisional	S
Yes / Si	254	61	190	3
No	119	28	89	2
Total Votes Cast	373	89	279	5

Precinct 114

BUTLER, MICHAEL J.

Vote For 1

	TOTAL	Polls	Early Provisional	S
Yes / Si	265	62	199	4
No	108	26	81	1
Total Votes Cast	373	88	280	5

YEHLING, WAYNE E.

Vote For 1

	TOTAL	Polls	Early Provisional	S
Yes / Si	256	62	191	3
No	120	27	91	2
Total Votes Cast	376	89	282	5

CONSTANT, DANIELLE J.K.

Vote For 1

	TOTAL	Polls	Early Provisional	S
Yes / Si	254	61	189	4
No	121	28	92	1
Total Votes Cast	375	89	281	5

METCALF, D. DOUGLAS

Vote For 1

	TOTAL	Polls	Early Provisional	S
Yes / Si	258	64	190	4
No	115	25	89	1
Total Votes Cast	373	89	279	5

MCGINLEY, CASEY F.

Vote For 1

	TOTAL	Polls	Early Provisional	S
Yes / Si	266	62	201	3
No	110	27	81	2
Total Votes Cast	376	89	282	5

SAKALL, GREG

Vote For 1

	TOTAL	Polls	Early Provisional	S
Yes / Si	257	62	194	1
No	118	27	88	3
Total Votes Cast	375	89	282	4

Precinct 114

WAGENER, JOAN L.

Vote For 1

	TOTAL	Polls	Early Provisional	S
Yes / Si	255	59	192	4
No	120	29	90	1
Total Votes Cast	375	88	282	5

JOHNSON, KELLIE L.

Vote For 1

	TOTAL	Polls	Early Provisional	S
Yes / Si	244	66	176	2
No	137	23	111	3
Total Votes Cast	381	89	287	5

ORTIZ, KIMBERLY H.

Vote For 1

	TOTAL	Polls	Early Provisional	S
Yes / Si	261	62	196	3
No	113	27	84	2
Total Votes Cast	374	89	280	5

MCDONALD, SCOTT DAVID

Vote For 1

	TOTAL	Polls	Early Provisional	S
Yes / Si	267	66	197	4
No	109	23	85	1
Total Votes Cast	376	89	282	5

ABRAMS, LISA ILKA

Vote For 1

	TOTAL	Polls	Early Provisional	S
Yes / Si	267	64	199	4
No	108	25	82	1
Total Votes Cast	375	89	281	5

Governing Board - Tucson Unified School District (TUSD) No. 1

Vote For 3

	TOTAL	Polls	Early Provisional	S
ACOSTA RUIZ, PILAR	124	27	95	2
FLORES, ESTEBAN	148	31	116	1
LUNA ROSE, NATALIE	214	41	171	2
SHAH, RAVI	135	20	114	1
SHAW, SADIE	205	39	164	2
Write-In Totals	9	5	4	0
Not Assigned	9	5	4	0
Total Votes Cast	835	163	664	8

Precinct 114

PROPOSITION 133

Vote For 1

	TOTAL	Polls	Early Provisional	S
Yes / Si	264	75	181	8
No	223	43	180	0
Total Votes Cast	487	118	361	8

PROPOSITION 134

Vote For 1

	TOTAL	Polls	Early Provisional	S
Yes / Si	232	65	160	7
No	257	55	201	1
Total Votes Cast	489	120	361	8

PROPOSITION 135

Vote For 1

	TOTAL	Polls	Early Provisional	S
Yes / Si	273	77	191	5
No	219	42	174	3
Total Votes Cast	492	119	365	8

PROPOSITION 136

Vote For 1

	TOTAL	Polls	Early Provisional	S
Yes / Si	239	68	165	6
No	244	49	193	2
Total Votes Cast	483	117	358	8

PROPOSITION 137

Vote For 1

	TOTAL	Polls	Early Provisional	S
Yes / Si	137	30	104	3
No	346	89	252	5
Total Votes Cast	483	119	356	8

PROPOSITION 138

Vote For 1

	TOTAL	Polls	Early Provisional	S
Yes / Si	92	32	57	3
No	416	91	320	5
Total Votes Cast	508	123	377	8

Precinct 114

PROPOSITION 139

Vote For 1

	TOTAL	Polls	Early Provisional	S
Yes / Si	299	66	228	5
No	234	59	170	5
Total Votes Cast	533	125	398	10

PROPOSITION 140

Vote For 1

	TOTAL	Polls	Early Provisional	S
Yes / Si	304	81	218	5
No	207	40	163	4
Total Votes Cast	511	121	381	9

PROPOSITION 311

Vote For 1

	TOTAL	Polls	Early Provisional	S
Yes / Si	421	110	302	9
No	100	12	88	0
Total Votes Cast	521	122	390	9

PROPOSITION 312

Vote For 1

	TOTAL	Polls	Early Provisional	S
Yes / Si	371	98	266	7
No	134	22	110	2
Total Votes Cast	505	120	376	9

PROPOSITION 313

Vote For 1

	TOTAL	Polls	Early Provisional	S
Yes / Si	395	109	279	7
No	115	12	100	3
Total Votes Cast	510	121	379	10

PROPOSITION 314

Vote For 1

	TOTAL	Polls	Early Provisional	S
Yes / Si	371	97	265	9
No	136	23	113	0
Total Votes Cast	507	120	378	9

Precinct 114

PROPOSITION 315

Vote For 1

	TOTAL	Polls	Early Provisional	S
Yes / Si	274	73	195	6
No	204	44	158	2
Total Votes Cast	478	117	353	8

Summary Results Report
 General Election
 November 5, 2024

OFFICIAL RESULTS
 Summary of Votes Cast
 County of Pima

Precinct 115

Statistics	TOTAL	Polls	Early Provisional	s
Registered Voters - Total	5,452			
Ballots Cast - Total	4,778	646	4,102	30
Ballots Cast - Blank	74	30	43	1
Voter Turnout - Total	87.64%			

Presidential Electors

Vote For 1	TOTAL	Polls	Early Provisional	s
HARRIS, KAMALA D.	2,291	179	2,103	9
TRUMP, DONALD J.	2,407	458	1,928	21
OLIVER, CHASE	24	5	19	0
STEIN, JILL	15	0	15	0
Write-In Totals	10	2	8	0
Write-In: Ayyadurai / Ellis	0	0	0	0
Write-In: Boddie / Stoneham	0	0	0	0
Write-In: De la Cruz / Garcia	1	1	0	0
Write-In: Shelton / Serra	0	0	0	0
Write-In: Skousen / Combs	0	0	0	0
Not Assigned	9	1	8	0
Total Votes Cast	4,747	644	4,073	30

U.S. Senator

Vote For 1	TOTAL	Polls	Early Provisional	s
GALLEGO, RUBEN	2,367	179	2,177	11
LAKE, KARI	2,184	421	1,746	17
QUINTANA, EDUARDO	97	19	77	1
Write-In Totals	6	2	4	0
Write-In: Williams, Sarah	0	0	0	0
Write-In: Beckett, Christopher	0	0	0	0
Write-In: Sanders, Steven Cavin	0	0	0	0
Write-In: Bozic, David	0	0	0	0
Write-In: Petty, Shawn	0	0	0	0
Write-In: Rodriguez, Benjamin	0	0	0	0
Write-In: Prosser, Jannie "Jannie"	0	0	0	0
Not Assigned	6	2	4	0
Total Votes Cast	4,654	621	4,004	29

Summary Results Report
 General Election
 November 5, 2024

OFFICIAL RESULTS
 Summary of Votes Cast
 County of Pima

Precinct 115

U.S. Representative in Congress District 6

Vote For 1

	TOTAL	Polls	Early Provisional	s
ENGEL, KIRSTEN	2,173	155	2,010	8
CISCOMANI, JUAN	2,340	440	1,882	18
EASTWOOD, ATHENA	85	20	64	1
Write-In Totals	3	0	3	0
Write-In: Pozzolo, Luis	0	0	0	0
Not Assigned	3	0	3	0
Total Votes Cast	4,601	615	3,959	27

State Senator District 17

Vote For 1

	TOTAL	Polls	Early Provisional	s
MCLEAN, JOHN	2,299	180	2,112	7
LEACH, VENDEN "VINCE"	2,250	426	1,807	17
Write-In Totals	5	1	4	0
Not Assigned	5	1	4	0
Total Votes Cast	4,554	607	3,923	24

State Representative Dist. 17

Vote For 2

	TOTAL	Polls	Early Provisional	s
VOLK, KEVIN	2,257	161	2,091	5
JONES, RACHEL	2,171	363	1,795	13
MCGARR, CORY	1,942	334	1,594	14
Write-In Totals	19	0	19	0
Not Assigned	19	0	19	0
Total Votes Cast	6,389	858	5,499	32

Corporation Commissioner

Vote For 3

	TOTAL	Polls	Early Provisional	s
AGUILAR, YLENIA	1,955	126	1,822	7
HILL, JONATHON	1,924	109	1,809	6
POLACHECK, JOSHUA	1,781	100	1,676	5
LOPEZ, RENE	2,029	349	1,665	15
MARQUEZ PETERSON, LEA	2,018	320	1,688	10
WALDEN, RACHEL	2,098	357	1,729	12
CEASE, MIKE	111	17	94	0
LUXENBERG, NINA	147	25	122	0
Write-In Totals	1	0	1	0
Write-In: Bertone, Frank	0	0	0	0
Not Assigned	1	0	1	0
Total Votes Cast	12,064	1,403	10,606	55

Precinct 115

Board of Supervisors District 3

Vote For 1

	TOTAL	Polls	Early Provisional	s
ALLEN, JENNIFER "JEN"	2,028	146	1,877	5
WITTENBRAKER, JANET "JL"	2,288	412	1,859	17
BAH, IMAN-UTOPIA LAYJOU	130	22	105	3
Write-In Totals	1	0	1	0
Not Assigned	1	0	1	0
Total Votes Cast	4,447	580	3,842	25

County Assessor

Vote For 1

	TOTAL	Polls	Early Provisional	s
DROUBIE, SUZANNE	2,877	311	2,547	19
Write-In Totals	164	40	124	0
Not Assigned	164	40	124	0
Total Votes Cast	3,041	351	2,671	19

County Attorney

Vote For 1

	TOTAL	Polls	Early Provisional	s
CONOVER, LAURA	2,436	223	2,203	10
DRUAN, HOWARD	935	187	737	11
Write-In Totals	92	19	73	0
Not Assigned	92	19	73	0
Total Votes Cast	3,463	429	3,013	21

County Recorder

Vote For 1

	TOTAL	Polls	Early Provisional	s
CÁZARES-KELLY, GABRIELLA	2,170	150	2,012	8
CAMPBELL-GONZALEZ, DOMINIC	2,191	419	1,753	19
Write-In Totals	3	1	2	0
Not Assigned	3	1	2	0
Total Votes Cast	4,364	570	3,767	27

County Sheriff

Vote For 1

	TOTAL	Polls	Early Provisional	s
NANOS, CHRIS	1,875	133	1,734	8
LAPPIN, HEATHER	2,650	471	2,158	21
Write-In Totals	6	0	6	0
Write-In: Di Genova, Trista	0	0	0	0
Not Assigned	6	0	6	0
Total Votes Cast	4,531	604	3,898	29

Precinct 115

County Superintendent of Schools

Vote For 1

	TOTAL	Polls	Early Provisional	S
WILLIAMS, DUSTIN	2,828	310	2,499	19
Write-In Totals	144	35	109	0
Not Assigned	144	35	109	0
Total Votes Cast	2,972	345	2,608	19

County Treasurer

Vote For 1

	TOTAL	Polls	Early Provisional	S
JOHNSON, BRIAN	1,996	134	1,853	9
ACKERLEY, CHRIS	2,406	441	1,948	17
Write-In Totals	4	1	3	0
Not Assigned	4	1	3	0
Total Votes Cast	4,406	576	3,804	26

Justice of the Peace Precinct 10

Vote For 1

	TOTAL	Polls	Early Provisional	S
FORMAN, ROBERT J.	3,178	509	2,646	23
Write-In Totals	74	5	69	0
Not Assigned	74	5	69	0
Total Votes Cast	3,252	514	2,715	23

Constable Precinct 10

Vote For 1

	TOTAL	Polls	Early Provisional	S
CAMMARANO, JOHN	3,162	505	2,633	24
Write-In Totals	63	5	58	0
Not Assigned	63	5	58	0
Total Votes Cast	3,225	510	2,691	24

KING, KATHRYN H.

Vote For 1

	TOTAL	Polls	Early Provisional	S
Yes / Si	2,143	339	1,787	17
No	1,564	125	1,433	6
Total Votes Cast	3,707	464	3,220	23

BOLICK, CLINT

Vote For 1

	TOTAL	Polls	Early Provisional	S
Yes / Si	2,089	323	1,750	16
No	1,583	126	1,450	7
Total Votes Cast	3,672	449	3,200	23

Precinct 115

ECKERSTROM, PETER J.

Vote For 1

	TOTAL	Polls	Early Provisional	S
Yes / Si	2,454	310	2,128	16
No	858	130	721	7
Total Votes Cast	3,312	440	2,849	23

STARING, CHRISTOPHER P.

Vote For 1

	TOTAL	Polls	Early Provisional	S
Yes / Si	2,439	323	2,100	16
No	859	116	736	7
Total Votes Cast	3,298	439	2,836	23

GRIFFIN, BRENDEN J.

Vote For 1

	TOTAL	Polls	Early Provisional	S
Yes / Si	2,372	312	2,045	15
No	826	112	706	8
Total Votes Cast	3,198	424	2,751	23

LEE, KENNETH

Vote For 1

	TOTAL	Polls	Early Provisional	S
Yes / Si	2,366	305	2,045	16
No	835	117	711	7
Total Votes Cast	3,201	422	2,756	23

BRYSON, KYLE A.

Vote For 1

	TOTAL	Polls	Early Provisional	S
Yes / Si	2,441	312	2,114	15
No	755	112	635	8
Total Votes Cast	3,196	424	2,749	23

COHEN, GARY J.

Vote For 1

	TOTAL	Polls	Early Provisional	S
Yes / Si	2,395	313	2,067	15
No	782	108	666	8
Total Votes Cast	3,177	421	2,733	23

Precinct 115

GORDON, RICHARD E.

Vote For 1				
	TOTAL	Polls	Early Provisional	S
Yes / Si	2,391	309	2,069	13
No	771	112	649	10
Total Votes Cast	3,162	421	2,718	23

BUTLER, MICHAEL J.

Vote For 1				
	TOTAL	Polls	Early Provisional	S
Yes / Si	2,429	307	2,106	16
No	762	113	642	7
Total Votes Cast	3,191	420	2,748	23

YEHLING, WAYNE E.

Vote For 1				
	TOTAL	Polls	Early Provisional	S
Yes / Si	2,364	309	2,041	14
No	828	114	705	9
Total Votes Cast	3,192	423	2,746	23

CONSTANT, DANIELLE J.K.

Vote For 1				
	TOTAL	Polls	Early Provisional	S
Yes / Si	2,294	307	1,971	16
No	869	113	749	7
Total Votes Cast	3,163	420	2,720	23

METCALF, D. DOUGLAS

Vote For 1				
	TOTAL	Polls	Early Provisional	S
Yes / Si	2,377	311	2,052	14
No	792	112	671	9
Total Votes Cast	3,169	423	2,723	23

MCGINLEY, CASEY F.

Vote For 1				
	TOTAL	Polls	Early Provisional	S
Yes / Si	2,444	317	2,111	16
No	719	105	607	7
Total Votes Cast	3,163	422	2,718	23

Precinct 115

SAKALL, GREG

Vote For 1

	TOTAL	Polls	Early Provisional	S
Yes / Si	2,443	309	2,119	15
No	752	112	632	8
Total Votes Cast	3,195	421	2,751	23

WAGENER, JOAN L.

Vote For 1

	TOTAL	Polls	Early Provisional	S
Yes / Si	2,375	309	2,051	15
No	784	114	662	8
Total Votes Cast	3,159	423	2,713	23

JOHNSON, KELLIE L.

Vote For 1

	TOTAL	Polls	Early Provisional	S
Yes / Si	2,198	316	1,868	14
No	1,029	107	913	9
Total Votes Cast	3,227	423	2,781	23

ORTIZ, KIMBERLY H.

Vote For 1

	TOTAL	Polls	Early Provisional	S
Yes / Si	2,458	320	2,122	16
No	717	102	608	7
Total Votes Cast	3,175	422	2,730	23

MCDONALD, SCOTT DAVID

Vote For 1

	TOTAL	Polls	Early Provisional	S
Yes / Si	2,386	312	2,060	14
No	774	110	655	9
Total Votes Cast	3,160	422	2,715	23

ABRAMS, LISA ILKA

Vote For 1

	TOTAL	Polls	Early Provisional	S
Yes / Si	2,434	322	2,097	15
No	761	103	650	8
Total Votes Cast	3,195	425	2,747	23

Precinct 115

Governing Board - Marana Unified School District No. 6

Vote For 3

	TOTAL	Polls	Early Provisional	S
ALEXANDER, ROY	1,715	205	1,500	10
HOLT, HUNTER D.	1,835	215	1,610	10
RAYMOND, CATHIE	1,900	185	1,702	13
ROBERTS, MIKAIL	1,477	212	1,257	8
WILLARD, DAVID	1,898	204	1,688	6
Write-In Totals	43	1	42	0
Not Assigned	43	1	42	0
Total Votes Cast	8,868	1,022	7,799	47

Board of Governors - Pima Community College Dist. 3

Vote For 1

	TOTAL	Polls	Early Provisional	S
GARCIA, MARIA DE LA LUZ	1,243	156	1,079	8
RANDALL, KRISTEN	1,774	259	1,503	12
Write-In Totals	26	1	25	0
Not Assigned	26	1	25	0
Total Votes Cast	3,043	416	2,607	20

PROPOSITION 133

Vote For 1

	TOTAL	Polls	Early Provisional	S
Yes / Si	1,697	276	1,414	7
No	2,489	255	2,216	18
Total Votes Cast	4,186	531	3,630	25

PROPOSITION 134

Vote For 1

	TOTAL	Polls	Early Provisional	S
Yes / Si	1,708	277	1,418	13
No	2,491	254	2,224	13
Total Votes Cast	4,199	531	3,642	26

PROPOSITION 135

Vote For 1

	TOTAL	Polls	Early Provisional	S
Yes / Si	1,931	333	1,589	9
No	2,237	202	2,020	15
Total Votes Cast	4,168	535	3,609	24

Precinct 115

PROPOSITION 136

Vote For 1				
	TOTAL	Polls	Early Provisional	S
Yes / Si	1,465	250	1,206	9
No	2,633	264	2,353	16
Total Votes Cast	4,098	514	3,559	25

PROPOSITION 137

Vote For 1				
	TOTAL	Polls	Early Provisional	S
Yes / Si	871	164	699	8
No	3,294	370	2,909	15
Total Votes Cast	4,165	534	3,608	23

PROPOSITION 138

Vote For 1				
	TOTAL	Polls	Early Provisional	S
Yes / Si	934	161	765	8
No	3,372	401	2,953	18
Total Votes Cast	4,306	562	3,718	26

PROPOSITION 139

Vote For 1				
	TOTAL	Polls	Early Provisional	S
Yes / Si	2,833	297	2,515	21
No	1,744	304	1,433	7
Total Votes Cast	4,577	601	3,948	28

PROPOSITION 140

Vote For 1				
	TOTAL	Polls	Early Provisional	S
Yes / Si	1,920	278	1,623	19
No	2,514	285	2,220	9
Total Votes Cast	4,434	563	3,843	28

PROPOSITION 311

Vote For 1				
	TOTAL	Polls	Early Provisional	S
Yes / Si	3,076	444	2,607	25
No	1,399	132	1,263	4
Total Votes Cast	4,475	576	3,870	29

Precinct 115

PROPOSITION 312

Vote For 1				
	TOTAL	Polls	Early Provisional	S
Yes / Sí	2,674	428	2,226	20
No	1,731	135	1,588	8
Total Votes Cast	4,405	563	3,814	28

PROPOSITION 313

Vote For 1				
	TOTAL	Polls	Early Provisional	S
Yes / Sí	2,842	474	2,345	23
No	1,532	103	1,423	6
Total Votes Cast	4,374	577	3,768	29

PROPOSITION 314

Vote For 1				
	TOTAL	Polls	Early Provisional	S
Yes / Sí	2,801	448	2,329	24
No	1,525	113	1,408	4
Total Votes Cast	4,326	561	3,737	28

PROPOSITION 315

Vote For 1				
	TOTAL	Polls	Early Provisional	S
Yes / Sí	1,899	304	1,581	14
No	2,210	214	1,984	12
Total Votes Cast	4,109	518	3,565	26

PROPOSITION 411 - Marana Unified School District No. 6

Vote For 1				
	TOTAL	Polls	Early Provisional	S
Budget Increase, Yes / Aumento al Presupuesto, Sí	2,441	313	2,105	23
Budget Increase, No / Aumento al Presupuesto, No	1,864	249	1,610	5
Total Votes Cast	4,305	562	3,715	28

Precinct 116

Statistics	TOTAL	Polls	Early Provisional	s
Registered Voters - Total	6,100			
Ballots Cast - Total	4,777	719	4,012	46
Ballots Cast - Blank	100	25	72	3
Voter Turnout - Total	78.31%			

Presidential Electors

Vote For 1	TOTAL	Polls	Early Provisional	s
HARRIS, KAMALA D.	2,714	301	2,387	26
TRUMP, DONALD J.	1,954	399	1,536	19
OLIVER, CHASE	31	8	23	0
STEIN, JILL	30	3	27	0
Write-In Totals	13	4	9	0
Write-In: Ayyadurai / Ellis	0	0	0	0
Write-In: Boddie / Stoneham	0	0	0	0
Write-In: De la Cruz / Garcia	0	0	0	0
Write-In: Shelton / Serra	0	0	0	0
Write-In: Skousen / Combs	0	0	0	0
Not Assigned	13	4	9	0
Total Votes Cast	4,742	715	3,982	45

U.S. Senator

Vote For 1	TOTAL	Polls	Early Provisional	s
GALLEGO, RUBEN	2,733	324	2,383	26
LAKE, KARI	1,739	341	1,382	16
QUINTANA, EDUARDO	158	31	126	1
Write-In Totals	6	2	4	0
Write-In: Williams, Sarah	0	0	0	0
Write-In: Beckett, Christopher	3	0	3	0
Write-In: Sanders, Steven Cavin	0	0	0	0
Write-In: Bozic, David	0	0	0	0
Write-In: Petty, Shawn	0	0	0	0
Write-In: Rodriguez, Benjamin	0	0	0	0
Write-In: Prosser, Jannie "Jannie"	0	0	0	0
Not Assigned	3	2	1	0
Total Votes Cast	4,636	698	3,895	43

Precinct 116

U.S. Representative in Congress District 6

Vote For 1

	TOTAL	Polls	Early Provisional	s
ENGEL, KIRSTEN	2,547	279	2,246	22
CISCOMANI, JUAN	1,850	363	1,472	15
EASTWOOD, ATHENA	170	45	121	4
Write-In Totals	13	1	12	0
Write-In: Pozzolo, Luis	2	0	2	0
Not Assigned	11	1	10	0
Total Votes Cast	4,580	688	3,851	41

State Senator District 18

Vote For 1

	TOTAL	Polls	Early Provisional	s
SUNDARESHAN, PRIYA	3,082	432	2,621	29
Write-In Totals	140	30	108	2
Not Assigned	140	30	108	2
Total Votes Cast	3,222	462	2,729	31

State Representative Dist. 18

Vote For 2

	TOTAL	Polls	Early Provisional	s
GUTIERREZ, NANCY	2,458	261	2,176	21
MATHIS, CHRIS	2,123	192	1,916	15
ROSENBLUM, LEONARD "LEN"	1,855	363	1,480	12
Write-In Totals	36	9	25	2
Not Assigned	36	9	25	2
Total Votes Cast	6,472	825	5,597	50

Corporation Commissioner

Vote For 3

	TOTAL	Polls	Early Provisional	s
AGUILAR, YLENIA	2,339	241	2,083	15
HILL, JONATHON	2,222	212	1,995	15
POLACHECK, JOSHUA	2,048	176	1,863	9
LOPEZ, RENE	1,548	249	1,286	13
MARQUEZ PETERSON, LEA	1,536	228	1,300	8
WALDEN, RACHEL	1,602	254	1,340	8
CEASE, MIKE	184	36	147	1
LUXENBERG, NINA	209	35	173	1
Write-In Totals	10	3	7	0
Write-In: Bertone, Frank	1	0	1	0
Not Assigned	9	3	6	0
Total Votes Cast	11,698	1,434	10,194	70

Precinct 116

Board of Supervisors District 4

Vote For 1

	TOTAL	Polls	Early Provisional	S
BECHTOL, VANESSA	2,539	292	2,225	22
CHRISTY, STEPHEN W. "STEVE"	1,934	367	1,550	17
Write-In Totals	10	3	7	0
Not Assigned	10	3	7	0
Total Votes Cast	4,483	662	3,782	39

County Assessor

Vote For 1

	TOTAL	Polls	Early Provisional	S
DROUBIE, SUZANNE	3,134	435	2,669	30
Write-In Totals	115	27	86	2
Not Assigned	115	27	86	2
Total Votes Cast	3,249	462	2,755	32

County Attorney

Vote For 1

	TOTAL	Polls	Early Provisional	S
CONOVER, LAURA	2,729	310	2,395	24
DRUAN, HOWARD	848	200	641	7
Write-In Totals	62	15	46	1
Not Assigned	62	15	46	1
Total Votes Cast	3,639	525	3,082	32

County Recorder

Vote For 1

	TOTAL	Polls	Early Provisional	S
CÁZARES-KELLY, GABRIELLA	2,616	295	2,299	22
CAMPBELL-GONZALEZ, DOMINIC	1,790	350	1,422	18
Write-In Totals	8	2	6	0
Not Assigned	8	2	6	0
Total Votes Cast	4,414	647	3,727	40

County Sheriff

Vote For 1

	TOTAL	Polls	Early Provisional	S
NANOS, CHRIS	2,347	278	2,051	18
LAPPIN, HEATHER	2,142	386	1,734	22
Write-In Totals	14	3	11	0
Write-In: Di Genova, Trista	1	0	1	0
Not Assigned	13	3	10	0
Total Votes Cast	4,503	667	3,796	40

Precinct 116

County Superintendent of Schools

Vote For 1

	TOTAL	Polls	Early Provisional	S
WILLIAMS, DUSTIN	3,105	436	2,640	29
Write-In Totals	108	28	79	1
Not Assigned	108	28	79	1
Total Votes Cast	3,213	464	2,719	30

County Treasurer

Vote For 1

	TOTAL	Polls	Early Provisional	S
JOHNSON, BRIAN	2,459	273	2,163	23
ACKERLEY, CHRIS	2,002	382	1,604	16
Write-In Totals	8	2	6	0
Not Assigned	8	2	6	0
Total Votes Cast	4,469	657	3,773	39

Constable Precinct 8

Vote For 1

	TOTAL	Polls	Early Provisional	S
TOTH, CHRISTOPHER	2,511	293	2,196	22
LAKE, BILL	1,921	356	1,548	17
Write-In Totals	5	2	3	0
Not Assigned	5	2	3	0
Total Votes Cast	4,437	651	3,747	39

KING, KATHRYN H.

Vote For 1

	TOTAL	Polls	Early Provisional	S
Yes / Si	2,069	355	1,694	20
No	1,720	191	1,514	15
Total Votes Cast	3,789	546	3,208	35

BOLICK, CLINT

Vote For 1

	TOTAL	Polls	Early Provisional	S
Yes / Si	1,967	320	1,633	14
No	1,777	209	1,549	19
Total Votes Cast	3,744	529	3,182	33

ECKERSTROM, PETER J.

Vote For 1

	TOTAL	Polls	Early Provisional	S
Yes / Si	2,623	333	2,272	18
No	855	173	667	15
Total Votes Cast	3,478	506	2,939	33

Precinct 116

STARING, CHRISTOPHER P.

Vote For 1

	TOTAL	Polls	Early Provisional	S
Yes / Si	2,503	349	2,136	18
No	937	158	764	15
Total Votes Cast	3,440	507	2,900	33

GRIFFIN, BRENDEN J.

Vote For 1

	TOTAL	Polls	Early Provisional	S
Yes / Si	2,515	332	2,167	16
No	884	167	702	15
Total Votes Cast	3,399	499	2,869	31

LEE, KENNETH

Vote For 1

	TOTAL	Polls	Early Provisional	S
Yes / Si	2,494	331	2,147	16
No	871	164	691	16
Total Votes Cast	3,365	495	2,838	32

BRYSON, KYLE A.

Vote For 1

	TOTAL	Polls	Early Provisional	S
Yes / Si	2,512	326	2,172	14
No	857	166	675	16
Total Votes Cast	3,369	492	2,847	30

COHEN, GARY J.

Vote For 1

	TOTAL	Polls	Early Provisional	S
Yes / Si	2,505	327	2,160	18
No	859	168	678	13
Total Votes Cast	3,364	495	2,838	31

GORDON, RICHARD E.

Vote For 1

	TOTAL	Polls	Early Provisional	S
Yes / Si	2,505	325	2,164	16
No	861	167	678	16
Total Votes Cast	3,366	492	2,842	32

Precinct 116

BUTLER, MICHAEL J.

Vote For 1

	TOTAL	Polls	Early Provisional	S
Yes / Si	2,536	324	2,194	18
No	827	172	642	13
Total Votes Cast	3,363	496	2,836	31

YEHLING, WAYNE E.

Vote For 1

	TOTAL	Polls	Early Provisional	S
Yes / Si	2,471	324	2,130	17
No	890	171	705	14
Total Votes Cast	3,361	495	2,835	31

CONSTANT, DANIELLE J.K.

Vote For 1

	TOTAL	Polls	Early Provisional	S
Yes / Si	2,459	336	2,106	17
No	909	156	739	14
Total Votes Cast	3,368	492	2,845	31

METCALF, D. DOUGLAS

Vote For 1

	TOTAL	Polls	Early Provisional	S
Yes / Si	2,485	327	2,142	16
No	865	164	686	15
Total Votes Cast	3,350	491	2,828	31

MCGINLEY, CASEY F.

Vote For 1

	TOTAL	Polls	Early Provisional	S
Yes / Si	2,524	337	2,169	18
No	835	160	662	13
Total Votes Cast	3,359	497	2,831	31

SAKALL, GREG

Vote For 1

	TOTAL	Polls	Early Provisional	S
Yes / Si	2,463	318	2,129	16
No	910	176	719	15
Total Votes Cast	3,373	494	2,848	31

Precinct 116

WAGENER, JOAN L.

Vote For 1		TOTAL	Polls	Early Provisional	S
Yes / Si	2,519	325	2,175	19	
No	845	167	666	12	
Total Votes Cast	3,364	492	2,841	31	

JOHNSON, KELLIE L.

Vote For 1		TOTAL	Polls	Early Provisional	S
Yes / Si	2,282	330	1,935	17	
No	1,108	163	931	14	
Total Votes Cast	3,390	493	2,866	31	

ORTIZ, KIMBERLY H.

Vote For 1		TOTAL	Polls	Early Provisional	S
Yes / Si	2,564	342	2,206	16	
No	810	154	641	15	
Total Votes Cast	3,374	496	2,847	31	

MCDONALD, SCOTT DAVID

Vote For 1		TOTAL	Polls	Early Provisional	S
Yes / Si	2,453	326	2,109	18	
No	913	168	732	13	
Total Votes Cast	3,366	494	2,841	31	

ABRAMS, LISA ILKA

Vote For 1		TOTAL	Polls	Early Provisional	S
Yes / Si	2,560	345	2,199	16	
No	821	152	654	15	
Total Votes Cast	3,381	497	2,853	31	

Governing Board - Tucson Unified School District (TUSD) No. 1

Vote For 3		TOTAL	Polls	Early Provisional	S
ACOSTA RUIZ, PILAR	1,447	217	1,218	12	
FLORES, ESTEBAN	1,121	188	924	9	
LUNA ROSE, NATALIE	2,034	240	1,778	16	
SHAH, RAVI	1,643	173	1,465	5	
SHAW, SADIE	1,962	228	1,725	9	
Write-In Totals	66	20	43	3	
Not Assigned	66	20	43	3	
Total Votes Cast	8,273	1,066	7,153	54	

Precinct 116

PROPOSITION 133

Vote For 1

	TOTAL	Polls	Early Provisional	S
Yes / Si	1,633	311	1,304	18
No	2,583	321	2,246	16
Total Votes Cast	4,216	632	3,550	34

PROPOSITION 134

Vote For 1

	TOTAL	Polls	Early Provisional	S
Yes / Si	1,461	279	1,169	13
No	2,732	351	2,362	19
Total Votes Cast	4,193	630	3,531	32

PROPOSITION 135

Vote For 1

	TOTAL	Polls	Early Provisional	S
Yes / Si	1,714	331	1,368	15
No	2,438	292	2,127	19
Total Votes Cast	4,152	623	3,495	34

PROPOSITION 136

Vote For 1

	TOTAL	Polls	Early Provisional	S
Yes / Si	1,354	274	1,067	13
No	2,757	337	2,400	20
Total Votes Cast	4,111	611	3,467	33

PROPOSITION 137

Vote For 1

	TOTAL	Polls	Early Provisional	S
Yes / Si	869	172	693	4
No	3,262	444	2,789	29
Total Votes Cast	4,131	616	3,482	33

PROPOSITION 138

Vote For 1

	TOTAL	Polls	Early Provisional	S
Yes / Si	821	153	655	13
No	3,464	491	2,950	23
Total Votes Cast	4,285	644	3,605	36

Precinct 116

PROPOSITION 139

Vote For 1

	TOTAL	Polls	Early Provisional	S
Yes / Si	3,186	436	2,716	34
No	1,349	248	1,092	9
Total Votes Cast	4,535	684	3,808	43

PROPOSITION 140

Vote For 1

	TOTAL	Polls	Early Provisional	S
Yes / Si	2,058	355	1,678	25
No	2,356	300	2,046	10
Total Votes Cast	4,414	655	3,724	35

PROPOSITION 311

Vote For 1

	TOTAL	Polls	Early Provisional	S
Yes / Si	2,777	480	2,273	24
No	1,648	175	1,458	15
Total Votes Cast	4,425	655	3,731	39

PROPOSITION 312

Vote For 1

	TOTAL	Polls	Early Provisional	S
Yes / Si	2,422	419	1,977	26
No	1,952	227	1,714	11
Total Votes Cast	4,374	646	3,691	37

PROPOSITION 313

Vote For 1

	TOTAL	Polls	Early Provisional	S
Yes / Si	2,614	472	2,117	25
No	1,661	168	1,485	8
Total Votes Cast	4,275	640	3,602	33

PROPOSITION 314

Vote For 1

	TOTAL	Polls	Early Provisional	S
Yes / Si	2,396	418	1,959	19
No	1,855	204	1,639	12
Total Votes Cast	4,251	622	3,598	31

Precinct 116

PROPOSITION 315

Vote For 1

	TOTAL	Polls	Early Provisional	S
Yes / Si	1,751	315	1,419	17
No	2,356	295	2,048	13
Total Votes Cast	4,107	610	3,467	30

Summary Results Report
 General Election
 November 5, 2024

OFFICIAL RESULTS
 Summary of Votes Cast
 County of Pima

Precinct 117

Statistics	TOTAL	Polls	Early Provisional	s
Registered Voters - Total	2,645			
Ballots Cast - Total	2,101	248	1,839	14
Ballots Cast - Blank	28	9	19	0
Voter Turnout - Total	79.43%			

Presidential Electors

Vote For 1	TOTAL	Polls	Early Provisional	s
HARRIS, KAMALA D.	1,292	112	1,171	9
TRUMP, DONALD J.	755	129	622	4
OLIVER, CHASE	14	2	11	1
STEIN, JILL	20	3	17	0
Write-In Totals	3	1	2	0
Write-In: Ayyadurai / Ellis	0	0	0	0
Write-In: Boddie / Stoneham	0	0	0	0
Write-In: De la Cruz / Garcia	0	0	0	0
Write-In: Shelton / Serra	0	0	0	0
Write-In: Skousen / Combs	0	0	0	0
Not Assigned	3	1	2	0
Total Votes Cast	2,084	247	1,823	14

U.S. Senator

Vote For 1	TOTAL	Polls	Early Provisional	s
GALLEGO, RUBEN	1,305	113	1,184	8
LAKE, KARI	661	110	547	4
QUINTANA, EDUARDO	83	17	64	2
Write-In Totals	6	1	5	0
Write-In: Williams, Sarah	1	1	0	0
Write-In: Beckett, Christopher	0	0	0	0
Write-In: Sanders, Steven Cavin	0	0	0	0
Write-In: Bozic, David	0	0	0	0
Write-In: Petty, Shawn	0	0	0	0
Write-In: Rodriguez, Benjamin	0	0	0	0
Write-In: Prosser, Jannie "Jannie"	1	0	1	0
Not Assigned	4	0	4	0
Total Votes Cast	2,055	241	1,800	14

U.S. Representative in Congress District 7

Vote For 1	TOTAL	Polls	Early Provisional	s
GRIJALVA, RAÚL M.	1,283	113	1,162	8
BUTIEREZ SR., DANIEL FRANCIS	732	121	606	5
Write-In Totals	10	2	8	0
Not Assigned	10	2	8	0
Total Votes Cast	2,025	236	1,776	13

Precinct 117

State Senator District 21

Vote For 1

	TOTAL	Polls	Early Provisional	s
GABALDÓN, ROSANNA	1,456	155	1,289	12
Write-In Totals	65	9	56	0
Not Assigned	65	9	56	0
Total Votes Cast	1,521	164	1,345	12

State Representative Dist. 21

Vote For 2

	TOTAL	Polls	Early Provisional	s
HERNANDEZ, CONSUELO	1,107	89	1,011	7
STAHL HAMILTON, STEPHANIE	1,171	90	1,075	6
KIBBEY, CHRISTOPHER	737	126	606	5
Write-In Totals	16	3	13	0
Not Assigned	16	3	13	0
Total Votes Cast	3,031	308	2,705	18

Corporation Commissioner

Vote For 3

	TOTAL	Polls	Early Provisional	s
AGUILAR, YLENIA	1,126	85	1,035	6
HILL, JONATHON	1,098	76	1,017	5
POLACHECK, JOSHUA	1,068	73	991	4
LOPEZ, RENE	596	74	518	4
MARQUEZ PETERSON, LEA	572	72	497	3
WALDEN, RACHEL	644	94	548	2
CEASE, MIKE	91	17	73	1
LUXENBERG, NINA	92	12	80	0
Write-In Totals	4	1	3	0
Write-In: Bertone, Frank	1	0	1	0
Not Assigned	3	1	2	0
Total Votes Cast	5,291	504	4,762	25

Board of Supervisors District 2

Vote For 1

	TOTAL	Polls	Early Provisional	s
HEINZ, MATT	1,274	108	1,158	8
BACKER, JOHN	743	119	619	5
Write-In Totals	1	0	1	0
Not Assigned	1	0	1	0
Total Votes Cast	2,018	227	1,778	13

Precinct 117

County Assessor

Vote For 1

	TOTAL	Polls	Early Provisional	S
DROUBIE, SUZANNE	1,480	151	1,317	12
Write-In Totals	53	5	48	0
Not Assigned	53	5	48	0
Total Votes Cast	1,533	156	1,365	12

County Attorney

Vote For 1

	TOTAL	Polls	Early Provisional	S
CONOVER, LAURA	1,291	117	1,166	8
DRUAN, HOWARD	393	59	330	4
Write-In Totals	29	3	26	0
Not Assigned	29	3	26	0
Total Votes Cast	1,713	179	1,522	12

County Recorder

Vote For 1

	TOTAL	Polls	Early Provisional	S
CÁZARES-KELLY, GABRIELLA	1,274	103	1,161	10
CAMPBELL-GONZALEZ, DOMINIC	690	121	565	4
Write-In Totals	2	0	2	0
Not Assigned	2	0	2	0
Total Votes Cast	1,966	224	1,728	14

County Sheriff

Vote For 1

	TOTAL	Polls	Early Provisional	S
NANOS, CHRIS	1,083	85	989	9
LAPPIN, HEATHER	905	147	753	5
Write-In Totals	6	0	6	0
Write-In: Di Genova, Trista	0	0	0	0
Not Assigned	6	0	6	0
Total Votes Cast	1,994	232	1,748	14

County Superintendent of Schools

Vote For 1

	TOTAL	Polls	Early Provisional	S
WILLIAMS, DUSTIN	1,472	155	1,306	11
Write-In Totals	50	7	42	1
Not Assigned	50	7	42	1
Total Votes Cast	1,522	162	1,348	12

Precinct 117

County Treasurer

Vote For 1

	TOTAL	Polls	Early Provisional	S
JOHNSON, BRIAN	1,198	98	1,093	7
ACKERLEY, CHRIS	779	124	648	7
Write-In Totals	2	0	2	0
Not Assigned	2	0	2	0
Total Votes Cast	1,979	222	1,743	14

Constable Precinct 8

Vote For 1

	TOTAL	Polls	Early Provisional	S
TOTH, CHRISTOPHER	1,238	105	1,125	8
LAKE, BILL	743	121	617	5
Write-In Totals	4	0	4	0
Not Assigned	4	0	4	0
Total Votes Cast	1,985	226	1,746	13

KING, KATHRYN H.

Vote For 1

	TOTAL	Polls	Early Provisional	S
Yes / Si	823	112	708	3
No	905	76	821	8
Total Votes Cast	1,728	188	1,529	11

BOLICK, CLINT

Vote For 1

	TOTAL	Polls	Early Provisional	S
Yes / Si	785	100	681	4
No	922	80	834	8
Total Votes Cast	1,707	180	1,515	12

ECKERSTROM, PETER J.

Vote For 1

	TOTAL	Polls	Early Provisional	S
Yes / Si	1,196	115	1,075	6
No	419	60	353	6
Total Votes Cast	1,615	175	1,428	12

STARING, CHRISTOPHER P.

Vote For 1

	TOTAL	Polls	Early Provisional	S
Yes / Si	1,064	110	949	5
No	526	59	460	7
Total Votes Cast	1,590	169	1,409	12

Precinct 117

GRIFFIN, BRENDEN J.

Vote For 1		TOTAL	Polls	Early Provisional	S
Yes / Si	1,094	119	970	5	
No	478	54	418	6	
Total Votes Cast	1,572	173	1,388	11	

LEE, KENNETH

Vote For 1		TOTAL	Polls	Early Provisional	S
Yes / Si	1,112	117	991	4	
No	441	55	380	6	
Total Votes Cast	1,553	172	1,371	10	

BRYSON, KYLE A.

Vote For 1		TOTAL	Polls	Early Provisional	S
Yes / Si	1,132	117	1,011	4	
No	425	54	364	7	
Total Votes Cast	1,557	171	1,375	11	

COHEN, GARY J.

Vote For 1		TOTAL	Polls	Early Provisional	S
Yes / Si	1,097	115	979	3	
No	455	55	393	7	
Total Votes Cast	1,552	170	1,372	10	

GORDON, RICHARD E.

Vote For 1		TOTAL	Polls	Early Provisional	S
Yes / Si	1,109	115	990	4	
No	441	56	378	7	
Total Votes Cast	1,550	171	1,368	11	

BUTLER, MICHAEL J.

Vote For 1		TOTAL	Polls	Early Provisional	S
Yes / Si	1,119	116	997	6	
No	434	54	374	6	
Total Votes Cast	1,553	170	1,371	12	

Precinct 117

YEHLING, WAYNE E.

Vote For 1

	TOTAL	Polls	Early Provisional	S
Yes / Si	1,088	115	968	5
No	470	55	409	6
Total Votes Cast	1,558	170	1,377	11

CONSTANT, DANIELLE J.K.

Vote For 1

	TOTAL	Polls	Early Provisional	S
Yes / Si	1,070	117	948	5
No	480	51	423	6
Total Votes Cast	1,550	168	1,371	11

METCALF, D. DOUGLAS

Vote For 1

	TOTAL	Polls	Early Provisional	S
Yes / Si	1,093	115	974	4
No	459	55	397	7
Total Votes Cast	1,552	170	1,371	11

MCGINLEY, CASEY F.

Vote For 1

	TOTAL	Polls	Early Provisional	S
Yes / Si	1,111	114	993	4
No	440	56	377	7
Total Votes Cast	1,551	170	1,370	11

SAKALL, GREG

Vote For 1

	TOTAL	Polls	Early Provisional	S
Yes / Si	1,077	109	964	4
No	477	59	411	7
Total Votes Cast	1,554	168	1,375	11

WAGENER, JOAN L.

Vote For 1

	TOTAL	Polls	Early Provisional	S
Yes / Si	1,095	115	975	5
No	462	55	401	6
Total Votes Cast	1,557	170	1,376	11

Precinct 117

JOHNSON, KELLIE L.

Vote For 1

	TOTAL	Polls	Early Provisional	s
Yes / Si	957	107	846	4
No	613	62	544	7
Total Votes Cast	1,570	169	1,390	11

ORTIZ, KIMBERLY H.

Vote For 1

	TOTAL	Polls	Early Provisional	s
Yes / Si	1,116	121	990	5
No	444	50	388	6
Total Votes Cast	1,560	171	1,378	11

MCDONALD, SCOTT DAVID

Vote For 1

	TOTAL	Polls	Early Provisional	s
Yes / Si	1,059	109	945	5
No	489	60	424	5
Total Votes Cast	1,548	169	1,369	10

ABRAMS, LISA ILKA

Vote For 1

	TOTAL	Polls	Early Provisional	s
Yes / Si	1,125	119	1,001	5
No	438	52	380	6
Total Votes Cast	1,563	171	1,381	11

Governing Board - Tucson Unified School District (TUSD) No. 1

Vote For 3

	TOTAL	Polls	Early Provisional	s
ACOSTA RUIZ, PILAR	627	68	555	4
FLORES, ESTEBAN	616	82	533	1
LUNA ROSE, NATALIE	975	93	879	3
SHAH, RAVI	780	53	724	3
SHAW, SADIE	1,007	94	909	4
Write-In Totals	29	1	27	1
Not Assigned	29	1	27	1
Total Votes Cast	4,034	391	3,627	16

PROPOSITION 133

Vote For 1

	TOTAL	Polls	Early Provisional	s
Yes / Si	661	86	567	8
No	1,229	127	1,096	6
Total Votes Cast	1,890	213	1,663	14

Precinct 117

PROPOSITION 134

Vote For 1

	TOTAL	Polls	Early Provisional	S
Yes / Si	608	77	525	6
No	1,280	135	1,137	8
Total Votes Cast	1,888	212	1,662	14

PROPOSITION 135

Vote For 1

	TOTAL	Polls	Early Provisional	S
Yes / Si	738	102	628	8
No	1,138	111	1,021	6
Total Votes Cast	1,876	213	1,649	14

PROPOSITION 136

Vote For 1

	TOTAL	Polls	Early Provisional	S
Yes / Si	562	80	474	8
No	1,296	128	1,162	6
Total Votes Cast	1,858	208	1,636	14

PROPOSITION 137

Vote For 1

	TOTAL	Polls	Early Provisional	S
Yes / Si	341	48	288	5
No	1,538	165	1,364	9
Total Votes Cast	1,879	213	1,652	14

PROPOSITION 138

Vote For 1

	TOTAL	Polls	Early Provisional	S
Yes / Si	308	37	268	3
No	1,622	183	1,428	11
Total Votes Cast	1,930	220	1,696	14

PROPOSITION 139

Vote For 1

	TOTAL	Polls	Early Provisional	S
Yes / Si	1,510	147	1,352	11
No	517	90	424	3
Total Votes Cast	2,027	237	1,776	14

Precinct 117

PROPOSITION 140

Vote For 1

	TOTAL	Polls	Early Provisional	S
Yes / Si	912	101	802	9
No	1,063	119	939	5
Total Votes Cast	1,975	220	1,741	14

PROPOSITION 311

Vote For 1

	TOTAL	Polls	Early Provisional	S
Yes / Si	1,149	152	988	9
No	841	73	763	5
Total Votes Cast	1,990	225	1,751	14

PROPOSITION 312

Vote For 1

	TOTAL	Polls	Early Provisional	S
Yes / Si	1,011	127	875	9
No	958	93	860	5
Total Votes Cast	1,969	220	1,735	14

PROPOSITION 313

Vote For 1

	TOTAL	Polls	Early Provisional	S
Yes / Si	1,091	159	922	10
No	826	64	758	4
Total Votes Cast	1,917	223	1,680	14

PROPOSITION 314

Vote For 1

	TOTAL	Polls	Early Provisional	S
Yes / Si	959	132	821	6
No	944	82	854	8
Total Votes Cast	1,903	214	1,675	14

PROPOSITION 315

Vote For 1

	TOTAL	Polls	Early Provisional	S
Yes / Si	699	100	595	4
No	1,151	106	1,035	10
Total Votes Cast	1,850	206	1,630	14

Summary Results Report
 General Election
 November 5, 2024

OFFICIAL RESULTS
 Summary of Votes Cast
 County of Pima

Precinct 118

Statistics	TOTAL	Polls	Early Provisional	s
Registered Voters - Total	2,873			
Ballots Cast - Total	2,500	235	2,251	14
Ballots Cast - Blank	44	12	32	0
Voter Turnout - Total	87.02%			

Presidential Electors

Vote For 1	TOTAL	Polls	Early Provisional	s
HARRIS, KAMALA D.	1,595	108	1,482	5
TRUMP, DONALD J.	849	119	721	9
OLIVER, CHASE	13	3	10	0
STEIN, JILL	20	1	19	0
Write-In Totals	10	2	8	0
Write-In: Ayyadurai / Ellis	0	0	0	0
Write-In: Boddie / Stoneham	0	0	0	0
Write-In: De la Cruz / Garcia	3	1	2	0
Write-In: Shelton / Serra	0	0	0	0
Write-In: Skousen / Combs	0	0	0	0
Not Assigned	7	1	6	0
Total Votes Cast	2,487	233	2,240	14

U.S. Senator

Vote For 1	TOTAL	Polls	Early Provisional	s
GALLEGO, RUBEN	1,616	109	1,501	6
LAKE, KARI	768	114	646	8
QUINTANA, EDUARDO	59	7	52	0
Write-In Totals	1	0	1	0
Write-In: Williams, Sarah	0	0	0	0
Write-In: Beckett, Christopher	0	0	0	0
Write-In: Sanders, Steven Cavin	0	0	0	0
Write-In: Bozic, David	0	0	0	0
Write-In: Petty, Shawn	0	0	0	0
Write-In: Rodriguez, Benjamin	0	0	0	0
Write-In: Prosser, Jannie "Jannie"	0	0	0	0
Not Assigned	1	0	1	0
Total Votes Cast	2,444	230	2,200	14

Precinct 118

U.S. Representative in Congress District 6

Vote For 1

	TOTAL	Polls	Early Provisional	s
ENGEL, KIRSTEN	1,510	107	1,396	7
CISCOMANI, JUAN	882	116	759	7
EASTWOOD, ATHENA	42	5	37	0
Write-In Totals	1	0	1	0
Write-In: Pozzolo, Luis	0	0	0	0
Not Assigned	1	0	1	0
Total Votes Cast	2,435	228	2,193	14

State Senator District 18

Vote For 1

	TOTAL	Polls	Early Provisional	s
SUNDARESHAN, PRIYA	1,687	138	1,541	8
Write-In Totals	43	11	31	1
Not Assigned	43	11	31	1
Total Votes Cast	1,730	149	1,572	9

State Representative Dist. 18

Vote For 2

	TOTAL	Polls	Early Provisional	s
GUTIERREZ, NANCY	1,405	79	1,322	4
MATHIS, CHRIS	1,379	87	1,286	6
ROSENBLUM, LEONARD "LEN"	858	114	737	7
Write-In Totals	9	0	9	0
Not Assigned	9	0	9	0
Total Votes Cast	3,651	280	3,354	17

Corporation Commissioner

Vote For 3

	TOTAL	Polls	Early Provisional	s
AGUILAR, YLENIA	1,365	82	1,281	2
HILL, JONATHON	1,353	79	1,270	4
POLACHECK, JOSHUA	1,343	80	1,259	4
LOPEZ, RENE	741	84	649	8
MARQUEZ PETERSON, LEA	746	77	664	5
WALDEN, RACHEL	784	98	681	5
CEASE, MIKE	57	10	47	0
LUXENBERG, NINA	83	8	73	2
Write-In Totals	0	0	0	0
Write-In: Bertone, Frank	0	0	0	0
Not Assigned	0	0	0	0
Total Votes Cast	6,472	518	5,924	30

Precinct 118

Board of Supervisors District 4

Vote For 1

	TOTAL	Polls	Early Provisional	S
BECHTOL, VANESSA	1,450	103	1,343	4
CHRISTY, STEPHEN W. "STEVE"	922	113	799	10
Write-In Totals	1	0	1	0
Not Assigned	1	0	1	0
Total Votes Cast	2,373	216	2,143	14

County Assessor

Vote For 1

	TOTAL	Polls	Early Provisional	S
DROUBIE, SUZANNE	1,702	139	1,555	8
Write-In Totals	31	6	24	1
Not Assigned	31	6	24	1
Total Votes Cast	1,733	145	1,579	9

County Attorney

Vote For 1

	TOTAL	Polls	Early Provisional	S
CONOVER, LAURA	1,539	108	1,424	7
DRUAN, HOWARD	376	53	320	3
Write-In Totals	17	4	13	0
Not Assigned	17	4	13	0
Total Votes Cast	1,932	165	1,757	10

County Recorder

Vote For 1

	TOTAL	Polls	Early Provisional	S
CÁZARES-KELLY, GABRIELLA	1,501	100	1,395	6
CAMPBELL-GONZALEZ, DOMINIC	813	109	697	7
Write-In Totals	1	1	0	0
Not Assigned	1	1	0	0
Total Votes Cast	2,315	210	2,092	13

County Sheriff

Vote For 1

	TOTAL	Polls	Early Provisional	S
NANOS, CHRIS	1,266	88	1,173	5
LAPPIN, HEATHER	1,082	126	947	9
Write-In Totals	4	2	2	0
Write-In: Di Genova, Trista	0	0	0	0
Not Assigned	4	2	2	0
Total Votes Cast	2,352	216	2,122	14

Precinct 118

County Superintendent of Schools

Vote For 1

	TOTAL	Polls	Early Provisional	S
WILLIAMS, DUSTIN	1,680	136	1,536	8
Write-In Totals	33	8	24	1
Not Assigned	33	8	24	1
Total Votes Cast	1,713	144	1,560	9

County Treasurer

Vote For 1

	TOTAL	Polls	Early Provisional	S
JOHNSON, BRIAN	1,413	91	1,316	6
ACKERLEY, CHRIS	930	120	803	7
Write-In Totals	0	0	0	0
Not Assigned	0	0	0	0
Total Votes Cast	2,343	211	2,119	13

Constable Precinct 1

Vote For 1

	TOTAL	Polls	Early Provisional	S
ROOSEVELT, MARK	1,452	98	1,350	4
ROWLAND, DANIEL	856	114	733	9
Write-In Totals	1	0	1	0
Not Assigned	1	0	1	0
Total Votes Cast	2,309	212	2,084	13

KING, KATHRYN H.

Vote For 1

	TOTAL	Polls	Early Provisional	S
Yes / Si	948	112	831	5
No	1,049	58	985	6
Total Votes Cast	1,997	170	1,816	11

BOLICK, CLINT

Vote For 1

	TOTAL	Polls	Early Provisional	S
Yes / Si	889	110	773	6
No	1,091	60	1,026	5
Total Votes Cast	1,980	170	1,799	11

ECKERSTROM, PETER J.

Vote For 1

	TOTAL	Polls	Early Provisional	S
Yes / Si	1,430	118	1,304	8
No	366	43	320	3
Total Votes Cast	1,796	161	1,624	11

Precinct 118

STARING, CHRISTOPHER P.

Vote For 1

	TOTAL	Polls	Early Provisional	S
Yes / Si	1,382	123	1,250	9
No	414	38	373	3
Total Votes Cast	1,796	161	1,623	12

GRIFFIN, BRENDEN J.

Vote For 1

	TOTAL	Polls	Early Provisional	S
Yes / Si	1,335	120	1,206	9
No	408	34	372	2
Total Votes Cast	1,743	154	1,578	11

LEE, KENNETH

Vote For 1

	TOTAL	Polls	Early Provisional	S
Yes / Si	1,354	118	1,227	9
No	384	34	348	2
Total Votes Cast	1,738	152	1,575	11

BRYSON, KYLE A.

Vote For 1

	TOTAL	Polls	Early Provisional	S
Yes / Si	1,373	111	1,253	9
No	366	40	324	2
Total Votes Cast	1,739	151	1,577	11

COHEN, GARY J.

Vote For 1

	TOTAL	Polls	Early Provisional	S
Yes / Si	1,342	113	1,220	9
No	378	36	340	2
Total Votes Cast	1,720	149	1,560	11

GORDON, RICHARD E.

Vote For 1

	TOTAL	Polls	Early Provisional	S
Yes / Si	1,352	117	1,226	9
No	374	35	337	2
Total Votes Cast	1,726	152	1,563	11

Precinct 118

BUTLER, MICHAEL J.

Vote For 1

	TOTAL	Polls	Early Provisional	S
Yes / Si	1,357	121	1,227	9
No	377	33	342	2
Total Votes Cast	1,734	154	1,569	11

YEHLING, WAYNE E.

Vote For 1

	TOTAL	Polls	Early Provisional	S
Yes / Si	1,337	112	1,216	9
No	395	37	356	2
Total Votes Cast	1,732	149	1,572	11

CONSTANT, DANIELLE J.K.

Vote For 1

	TOTAL	Polls	Early Provisional	S
Yes / Si	1,309	110	1,190	9
No	430	40	388	2
Total Votes Cast	1,739	150	1,578	11

METCALF, D. DOUGLAS

Vote For 1

	TOTAL	Polls	Early Provisional	S
Yes / Si	1,335	113	1,213	9
No	393	38	353	2
Total Votes Cast	1,728	151	1,566	11

MCGINLEY, CASEY F.

Vote For 1

	TOTAL	Polls	Early Provisional	S
Yes / Si	1,355	118	1,228	9
No	370	33	335	2
Total Votes Cast	1,725	151	1,563	11

SAKALL, GREG

Vote For 1

	TOTAL	Polls	Early Provisional	S
Yes / Si	1,354	116	1,229	9
No	391	35	354	2
Total Votes Cast	1,745	151	1,583	11

Precinct 118

WAGENER, JOAN L.

	TOTAL	Polls	Early Provisional	S
Vote For 1				
Yes / Si	1,364	117	1,238	9
No	370	35	333	2
Total Votes Cast	1,734	152	1,571	11

JOHNSON, KELLIE L.

	TOTAL	Polls	Early Provisional	S
Vote For 1				
Yes / Si	1,194	106	1,080	8
No	563	45	515	3
Total Votes Cast	1,757	151	1,595	11

ORTIZ, KIMBERLY H.

	TOTAL	Polls	Early Provisional	S
Vote For 1				
Yes / Si	1,358	113	1,236	9
No	365	36	327	2
Total Votes Cast	1,723	149	1,563	11

MCDONALD, SCOTT DAVID

	TOTAL	Polls	Early Provisional	S
Vote For 1				
Yes / Si	1,303	115	1,179	9
No	420	36	382	2
Total Votes Cast	1,723	151	1,561	11

ABRAMS, LISA ILKA

	TOTAL	Polls	Early Provisional	S
Vote For 1				
Yes / Si	1,369	116	1,244	9
No	368	34	332	2
Total Votes Cast	1,737	150	1,576	11

Governing Board - Tucson Unified School District (TUSD) No. 1

	TOTAL	Polls	Early Provisional	S
Vote For 3				
ACOSTA RUIZ, PILAR	746	67	674	5
FLORES, ESTEBAN	573	69	497	7
LUNA ROSE, NATALIE	1,170	92	1,074	4
SHAH, RAVI	917	44	869	4
SHAW, SADIE	994	55	936	3
Write-In Totals	36	3	33	0
Not Assigned	36	3	33	0
Total Votes Cast	4,436	330	4,083	23

Precinct 118

PROPOSITION 133

Vote For 1				
	TOTAL	Polls	Early Provisional	S
Yes / Si	677	82	586	9
No	1,529	116	1,409	4
Total Votes Cast	2,206	198	1,995	13

PROPOSITION 134

Vote For 1				
	TOTAL	Polls	Early Provisional	S
Yes / Si	629	74	548	7
No	1,573	124	1,443	6
Total Votes Cast	2,202	198	1,991	13

PROPOSITION 135

Vote For 1				
	TOTAL	Polls	Early Provisional	S
Yes / Si	714	90	614	10
No	1,456	106	1,348	2
Total Votes Cast	2,170	196	1,962	12

PROPOSITION 136

Vote For 1				
	TOTAL	Polls	Early Provisional	S
Yes / Si	535	65	463	7
No	1,623	123	1,495	5
Total Votes Cast	2,158	188	1,958	12

PROPOSITION 137

Vote For 1				
	TOTAL	Polls	Early Provisional	S
Yes / Si	338	38	296	4
No	1,828	150	1,670	8
Total Votes Cast	2,166	188	1,966	12

PROPOSITION 138

Vote For 1				
	TOTAL	Polls	Early Provisional	S
Yes / Si	390	30	355	5
No	1,856	170	1,679	7
Total Votes Cast	2,246	200	2,034	12

Precinct 118

PROPOSITION 139

Vote For 1

	TOTAL	Polls	Early Provisional	S
Yes / Si	1,834	157	1,668	9
No	546	63	478	5
Total Votes Cast	2,380	220	2,146	14

PROPOSITION 140

Vote For 1

	TOTAL	Polls	Early Provisional	S
Yes / Si	998	90	898	10
No	1,307	111	1,192	4
Total Votes Cast	2,305	201	2,090	14

PROPOSITION 311

Vote For 1

	TOTAL	Polls	Early Provisional	S
Yes / Si	1,235	125	1,101	9
No	1,079	79	995	5
Total Votes Cast	2,314	204	2,096	14

PROPOSITION 312

Vote For 1

	TOTAL	Polls	Early Provisional	S
Yes / Si	1,098	115	974	9
No	1,200	85	1,110	5
Total Votes Cast	2,298	200	2,084	14

PROPOSITION 313

Vote For 1

	TOTAL	Polls	Early Provisional	S
Yes / Si	1,043	129	903	11
No	1,167	74	1,093	0
Total Votes Cast	2,210	203	1,996	11

PROPOSITION 314

Vote For 1

	TOTAL	Polls	Early Provisional	S
Yes / Si	1,024	124	890	10
No	1,199	76	1,121	2
Total Votes Cast	2,223	200	2,011	12

Precinct 118

PROPOSITION 315

Vote For 1

	TOTAL	Polls	Early Provisional	S
Yes / Si	757	95	657	5
No	1,372	94	1,272	6
Total Votes Cast	2,129	189	1,929	11

Summary Results Report
 General Election
 November 5, 2024

OFFICIAL RESULTS
 Summary of Votes Cast
 County of Pima

Precinct 119

Statistics	TOTAL	Polls	Early Provisional	s
Registered Voters - Total	2,268			
Ballots Cast - Total	1,790	265	1,508	17
Ballots Cast - Blank	33	8	24	1
Voter Turnout - Total	78.92%			

Presidential Electors

Vote For 1	TOTAL	Polls	Early Provisional	s
HARRIS, KAMALA D.	1,072	122	943	7
TRUMP, DONALD J.	679	137	532	10
OLIVER, CHASE	9	0	9	0
STEIN, JILL	14	2	12	0
Write-In Totals	5	2	3	0
Write-In: Ayyadurai / Ellis	0	0	0	0
Write-In: Boddie / Stoneham	0	0	0	0
Write-In: De la Cruz / Garcia	0	0	0	0
Write-In: Shelton / Serra	0	0	0	0
Write-In: Skousen / Combs	0	0	0	0
Not Assigned	5	2	3	0
Total Votes Cast	1,779	263	1,499	17

U.S. Senator

Vote For 1	TOTAL	Polls	Early Provisional	s
GALLEGO, RUBEN	1,064	126	930	8
LAKE, KARI	610	119	483	8
QUINTANA, EDUARDO	58	8	50	0
Write-In Totals	5	0	5	0
Write-In: Williams, Sarah	0	0	0	0
Write-In: Beckett, Christopher	0	0	0	0
Write-In: Sanders, Steven Cavin	0	0	0	0
Write-In: Bozic, David	0	0	0	0
Write-In: Petty, Shawn	0	0	0	0
Write-In: Rodriguez, Benjamin	0	0	0	0
Write-In: Prosser, Jannie "Jannie"	1	0	1	0
Not Assigned	4	0	4	0
Total Votes Cast	1,737	253	1,468	16

U.S. Representative in Congress District 7

Vote For 1	TOTAL	Polls	Early Provisional	s
GRIJALVA, RAÚL M.	1,049	124	917	8
BUTIEREZ SR., DANIEL FRANCIS	660	122	530	8
Write-In Totals	5	1	4	0
Not Assigned	5	1	4	0
Total Votes Cast	1,714	247	1,451	16

Precinct 119

State Senator District 21

Vote For 1

	TOTAL	Polls	Early Provisional	s
GABALDÓN, ROSANNA	1,181	162	1,007	12
Write-In Totals	67	15	50	2
Not Assigned	67	15	50	2
Total Votes Cast	1,248	177	1,057	14

State Representative Dist. 21

Vote For 2

	TOTAL	Polls	Early Provisional	s
HERNANDEZ, CONSUELO	910	92	812	6
STAHL HAMILTON, STEPHANIE	877	91	783	3
KIBBEY, CHRISTOPHER	657	124	526	7
Write-In Totals	20	1	19	0
Not Assigned	20	1	19	0
Total Votes Cast	2,464	308	2,140	16

Corporation Commissioner

Vote For 3

	TOTAL	Polls	Early Provisional	s
AGUILAR, YLENIA	903	89	810	4
HILL, JONATHON	826	70	753	3
POLACHECK, JOSHUA	816	72	741	3
LOPEZ, RENE	555	89	459	7
MARQUEZ PETERSON, LEA	525	76	444	5
WALDEN, RACHEL	580	97	475	8
CEASE, MIKE	76	18	57	1
LUXENBERG, NINA	85	18	67	0
Write-In Totals	4	0	4	0
Write-In: Bertone, Frank	0	0	0	0
Not Assigned	4	0	4	0
Total Votes Cast	4,370	529	3,810	31

Board of Supervisors District 2

Vote For 1

	TOTAL	Polls	Early Provisional	s
HEINZ, MATT	1,024	115	902	7
BACKER, JOHN	650	121	522	7
Write-In Totals	2	0	2	0
Not Assigned	2	0	2	0
Total Votes Cast	1,676	236	1,426	14

Precinct 119

County Assessor

Vote For 1

	TOTAL	Polls	Early Provisional	S
DROUBIE, SUZANNE	1,186	160	1,014	12
Write-In Totals	58	15	42	1
Not Assigned	58	15	42	1
Total Votes Cast	1,244	175	1,056	13

County Attorney

Vote For 1

	TOTAL	Polls	Early Provisional	S
CONOVER, LAURA	1,041	124	908	9
DRUAN, HOWARD	319	67	249	3
Write-In Totals	30	7	22	1
Not Assigned	30	7	22	1
Total Votes Cast	1,390	198	1,179	13

County Recorder

Vote For 1

	TOTAL	Polls	Early Provisional	S
CÁZARES-KELLY, GABRIELLA	1,023	118	899	6
CAMPBELL-GONZALEZ, DOMINIC	619	115	495	9
Write-In Totals	7	0	7	0
Not Assigned	7	0	7	0
Total Votes Cast	1,649	233	1,401	15

County Sheriff

Vote For 1

	TOTAL	Polls	Early Provisional	S
NANOS, CHRIS	920	107	806	7
LAPPIN, HEATHER	752	132	612	8
Write-In Totals	12	2	10	0
Write-In: Di Genova, Trista	0	0	0	0
Not Assigned	12	2	10	0
Total Votes Cast	1,684	241	1,428	15

County Superintendent of Schools

Vote For 1

	TOTAL	Polls	Early Provisional	S
WILLIAMS, DUSTIN	1,182	156	1,015	11
Write-In Totals	57	15	41	1
Not Assigned	57	15	41	1
Total Votes Cast	1,239	171	1,056	12

Precinct 119

County Treasurer

Vote For 1

	TOTAL	Polls	Early Provisional	S
JOHNSON, BRIAN	960	109	844	7
ACKERLEY, CHRIS	695	127	560	8
Write-In Totals	4	0	4	0
Not Assigned	4	0	4	0
Total Votes Cast	1,659	236	1,408	15

Constable Precinct 8

Vote For 1

	TOTAL	Polls	Early Provisional	S
TOTH, CHRISTOPHER	990	107	874	9
LAKE, BILL	659	125	528	6
Write-In Totals	4	0	4	0
Not Assigned	4	0	4	0
Total Votes Cast	1,653	232	1,406	15

KING, KATHRYN H.

Vote For 1

	TOTAL	Polls	Early Provisional	S
Yes / Si	800	116	677	7
No	618	76	538	4
Total Votes Cast	1,418	192	1,215	11

BOLICK, CLINT

Vote For 1

	TOTAL	Polls	Early Provisional	S
Yes / Si	743	108	627	8
No	664	80	581	3
Total Votes Cast	1,407	188	1,208	11

ECKERSTROM, PETER J.

Vote For 1

	TOTAL	Polls	Early Provisional	S
Yes / Si	993	112	872	9
No	325	72	250	3
Total Votes Cast	1,318	184	1,122	12

STARING, CHRISTOPHER P.

Vote For 1

	TOTAL	Polls	Early Provisional	S
Yes / Si	944	111	826	7
No	378	73	300	5
Total Votes Cast	1,322	184	1,126	12

Precinct 119

GRIFFIN, BRENDEN J.

Vote For 1		TOTAL	Polls	Early Provisional	S
Yes / Si		958	117	832	9
No		340	64	273	3
Total Votes Cast		1,298	181	1,105	12

LEE, KENNETH

Vote For 1		TOTAL	Polls	Early Provisional	S
Yes / Si		950	117	825	8
No		345	65	276	4
Total Votes Cast		1,295	182	1,101	12

BRYSON, KYLE A.

Vote For 1		TOTAL	Polls	Early Provisional	S
Yes / Si		971	109	853	9
No		325	71	251	3
Total Votes Cast		1,296	180	1,104	12

COHEN, GARY J.

Vote For 1		TOTAL	Polls	Early Provisional	S
Yes / Si		955	112	833	10
No		333	68	263	2
Total Votes Cast		1,288	180	1,096	12

GORDON, RICHARD E.

Vote For 1		TOTAL	Polls	Early Provisional	S
Yes / Si		962	116	836	10
No		333	64	267	2
Total Votes Cast		1,295	180	1,103	12

BUTLER, MICHAEL J.

Vote For 1		TOTAL	Polls	Early Provisional	S
Yes / Si		975	120	847	8
No		324	61	260	3
Total Votes Cast		1,299	181	1,107	11

Precinct 119

YEHLING, WAYNE E.

Vote For 1

	TOTAL	Polls	Early Provisional	S
Yes / Si	947	117	821	9
No	348	65	280	3
Total Votes Cast	1,295	182	1,101	12

CONSTANT, DANIELLE J.K.

Vote For 1

	TOTAL	Polls	Early Provisional	S
Yes / Si	950	121	820	9
No	343	60	280	3
Total Votes Cast	1,293	181	1,100	12

METCALF, D. DOUGLAS

Vote For 1

	TOTAL	Polls	Early Provisional	S
Yes / Si	945	117	820	8
No	343	65	274	4
Total Votes Cast	1,288	182	1,094	12

MCGINLEY, CASEY F.

Vote For 1

	TOTAL	Polls	Early Provisional	S
Yes / Si	957	117	830	10
No	329	64	263	2
Total Votes Cast	1,286	181	1,093	12

SAKALL, GREG

Vote For 1

	TOTAL	Polls	Early Provisional	S
Yes / Si	945	116	819	10
No	343	64	277	2
Total Votes Cast	1,288	180	1,096	12

WAGENER, JOAN L.

Vote For 1

	TOTAL	Polls	Early Provisional	S
Yes / Si	957	116	832	9
No	333	67	263	3
Total Votes Cast	1,290	183	1,095	12

Precinct 119

JOHNSON, KELLIE L.

Vote For 1

	TOTAL	Polls	Early Provisional	s
Yes / Si	857	116	733	8
No	450	68	378	4
Total Votes Cast	1,307	184	1,111	12

ORTIZ, KIMBERLY H.

Vote For 1

	TOTAL	Polls	Early Provisional	s
Yes / Si	968	123	836	9
No	324	58	264	2
Total Votes Cast	1,292	181	1,100	11

MCDONALD, SCOTT DAVID

Vote For 1

	TOTAL	Polls	Early Provisional	s
Yes / Si	927	115	803	9
No	361	67	291	3
Total Votes Cast	1,288	182	1,094	12

ABRAMS, LISA ILKA

Vote For 1

	TOTAL	Polls	Early Provisional	s
Yes / Si	977	120	848	9
No	321	62	256	3
Total Votes Cast	1,298	182	1,104	12

Governing Board - Tucson Unified School District (TUSD) No. 1

Vote For 3

	TOTAL	Polls	Early Provisional	s
ACOSTA RUIZ, PILAR	481	61	415	5
FLORES, ESTEBAN	589	81	499	9
LUNA ROSE, NATALIE	868	101	759	8
SHAH, RAVI	608	57	548	3
SHAW, SADIE	692	76	612	4
Write-In Totals	17	5	12	0
Not Assigned	17	5	12	0
Total Votes Cast	3,255	381	2,845	29

PROPOSITION 133

Vote For 1

	TOTAL	Polls	Early Provisional	s
Yes / Si	548	98	445	5
No	1,026	135	882	9
Total Votes Cast	1,574	233	1,327	14

Precinct 119

PROPOSITION 134

Vote For 1

	TOTAL	Polls	Early Provisional	S
Yes / Si	531	94	431	6
No	1,038	135	895	8
Total Votes Cast	1,569	229	1,326	14

PROPOSITION 135

Vote For 1

	TOTAL	Polls	Early Provisional	S
Yes / Si	595	127	464	4
No	953	101	842	10
Total Votes Cast	1,548	228	1,306	14

PROPOSITION 136

Vote For 1

	TOTAL	Polls	Early Provisional	S
Yes / Si	445	89	354	2
No	1,082	131	941	10
Total Votes Cast	1,527	220	1,295	12

PROPOSITION 137

Vote For 1

	TOTAL	Polls	Early Provisional	S
Yes / Si	285	60	224	1
No	1,251	171	1,067	13
Total Votes Cast	1,536	231	1,291	14

PROPOSITION 138

Vote For 1

	TOTAL	Polls	Early Provisional	S
Yes / Si	283	50	232	1
No	1,310	194	1,104	12
Total Votes Cast	1,593	244	1,336	13

PROPOSITION 139

Vote For 1

	TOTAL	Polls	Early Provisional	S
Yes / Si	1,231	164	1,053	14
No	481	89	390	2
Total Votes Cast	1,712	253	1,443	16

Precinct 119

PROPOSITION 140

Vote For 1

	TOTAL	Polls	Early Provisional	S
Yes / Si	746	122	618	6
No	914	122	782	10
Total Votes Cast	1,660	244	1,400	16

PROPOSITION 311

Vote For 1

	TOTAL	Polls	Early Provisional	S
Yes / Si	974	176	788	10
No	691	72	613	6
Total Votes Cast	1,665	248	1,401	16

PROPOSITION 312

Vote For 1

	TOTAL	Polls	Early Provisional	S
Yes / Si	869	161	700	8
No	777	81	688	8
Total Votes Cast	1,646	242	1,388	16

PROPOSITION 313

Vote For 1

	TOTAL	Polls	Early Provisional	S
Yes / Si	934	171	753	10
No	682	66	612	4
Total Votes Cast	1,616	237	1,365	14

PROPOSITION 314

Vote For 1

	TOTAL	Polls	Early Provisional	S
Yes / Si	808	144	655	9
No	790	89	696	5
Total Votes Cast	1,598	233	1,351	14

PROPOSITION 315

Vote For 1

	TOTAL	Polls	Early Provisional	S
Yes / Si	603	108	487	8
No	947	112	829	6
Total Votes Cast	1,550	220	1,316	14

Summary Results Report
 General Election
 November 5, 2024

OFFICIAL RESULTS
 Summary of Votes Cast
 County of Pima

Precinct 120

Statistics	TOTAL	Polls	Early Provisionals	
Registered Voters - Total	3,191			
Ballots Cast - Total	2,415	366	2,029	20
Ballots Cast - Blank	43	18	24	1
Voter Turnout - Total	75.68%			

Presidential Electors

Vote For 1	TOTAL	Polls	Early Provisionals	
HARRIS, KAMALA D.	1,441	149	1,285	7
TRUMP, DONALD J.	901	196	695	10
OLIVER, CHASE	16	7	9	0
STEIN, JILL	27	7	19	1
Write-In Totals	10	2	7	1
Write-In: Ayyadurai / Ellis	0	0	0	0
Write-In: Boddie / Stoneham	0	0	0	0
Write-In: De la Cruz / Garcia	0	0	0	0
Write-In: Shelton / Serra	0	0	0	0
Write-In: Skousen / Combs	0	0	0	0
Not Assigned	10	2	7	1
Total Votes Cast	2,395	361	2,015	19

U.S. Senator

Vote For 1	TOTAL	Polls	Early Provisionals	
GALLEGO, RUBEN	1,486	163	1,315	8
LAKE, KARI	781	171	602	8
QUINTANA, EDUARDO	88	20	66	2
Write-In Totals	3	2	0	1
Write-In: Williams, Sarah	1	1	0	0
Write-In: Beckett, Christopher	0	0	0	0
Write-In: Sanders, Steven Cavin	0	0	0	0
Write-In: Bozic, David	0	0	0	0
Write-In: Petty, Shawn	0	0	0	0
Write-In: Rodriguez, Benjamin	0	0	0	0
Write-In: Prosser, Jannie "Jannie"	0	0	0	0
Not Assigned	2	1	0	1
Total Votes Cast	2,358	356	1,983	19

U.S. Representative in Congress District 7

Vote For 1	TOTAL	Polls	Early Provisionals	
GRIJALVA, RAÚL M.	1,424	161	1,253	10
BUTIEREZ SR., DANIEL FRANCIS	886	186	692	8
Write-In Totals	8	1	6	1
Not Assigned	8	1	6	1
Total Votes Cast	2,318	348	1,951	19

Precinct 120

State Senator District 21

Vote For 1

	TOTAL	Polls	Early Provisional	S
GABALDÓN, ROSANNA	1,632	205	1,416	11
Write-In Totals	89	17	71	1
Not Assigned	89	17	71	1
Total Votes Cast	1,721	222	1,487	12

State Representative Dist. 21

Vote For 2

	TOTAL	Polls	Early Provisional	S
HERNANDEZ, CONSUELO	1,298	124	1,166	8
STAHL HAMILTON, STEPHANIE	1,225	131	1,089	5
KIBBEY, CHRISTOPHER	877	180	689	8
Write-In Totals	18	5	12	1
Not Assigned	18	5	12	1
Total Votes Cast	3,418	440	2,956	22

Corporation Commissioner

Vote For 3

	TOTAL	Polls	Early Provisional	S
AGUILAR, YLENIA	1,209	113	1,089	7
HILL, JONATHON	1,206	110	1,090	6
POLACHECK, JOSHUA	1,129	106	1,019	4
LOPEZ, RENE	722	127	591	4
MARQUEZ PETERSON, LEA	717	131	580	6
WALDEN, RACHEL	774	142	625	7
CEASE, MIKE	90	21	68	1
LUXENBERG, NINA	119	18	99	2
Write-In Totals	6	1	4	1
Write-In: Bertone, Frank	0	0	0	0
Not Assigned	6	1	4	1
Total Votes Cast	5,972	769	5,165	38

Board of Supervisors District 2

Vote For 1

	TOTAL	Polls	Early Provisional	S
HEINZ, MATT	1,428	155	1,263	10
BACKER, JOHN	866	182	677	7
Write-In Totals	3	0	2	1
Not Assigned	3	0	2	1
Total Votes Cast	2,297	337	1,942	18

Precinct 120

County Assessor

Vote For 1

	TOTAL	Polls	Early Provisional	S
DROUBIE, SUZANNE	1,655	208	1,436	11
Write-In Totals	72	16	55	1
Not Assigned	72	16	55	1
Total Votes Cast	1,727	224	1,491	12

County Attorney

Vote For 1

	TOTAL	Polls	Early Provisional	S
CONOVER, LAURA	1,479	164	1,306	9
DRUAN, HOWARD	467	104	359	4
Write-In Totals	28	6	21	1
Not Assigned	28	6	21	1
Total Votes Cast	1,974	274	1,686	14

County Recorder

Vote For 1

	TOTAL	Polls	Early Provisional	S
CÁZARES-KELLY, GABRIELLA	1,422	154	1,258	10
CAMPBELL-GONZALEZ, DOMINIC	833	178	648	7
Write-In Totals	4	2	1	1
Not Assigned	4	2	1	1
Total Votes Cast	2,259	334	1,907	18

County Sheriff

Vote For 1

	TOTAL	Polls	Early Provisional	S
NANOS, CHRIS	1,245	140	1,095	10
LAPPIN, HEATHER	1,050	204	839	7
Write-In Totals	11	0	10	1
Write-In: Di Genova, Trista	1	0	1	0
Not Assigned	10	0	9	1
Total Votes Cast	2,306	344	1,944	18

County Superintendent of Schools

Vote For 1

	TOTAL	Polls	Early Provisional	S
WILLIAMS, DUSTIN	1,643	205	1,427	11
Write-In Totals	71	17	53	1
Not Assigned	71	17	53	1
Total Votes Cast	1,714	222	1,480	12

Precinct 120

County Treasurer

Vote For 1

	TOTAL	Polls	Early Provisional	S
JOHNSON, BRIAN	1,314	132	1,172	10
ACKERLEY, CHRIS	972	203	762	7
Write-In Totals	4	0	3	1
Not Assigned	4	0	3	1
Total Votes Cast	2,290	335	1,937	18

Constable Precinct 8

Vote For 1

	TOTAL	Polls	Early Provisional	S
TOTH, CHRISTOPHER	1,365	139	1,217	9
LAKE, BILL	905	194	703	8
Write-In Totals	3	0	2	1
Not Assigned	3	0	2	1
Total Votes Cast	2,273	333	1,922	18

KING, KATHRYN H.

Vote For 1

	TOTAL	Polls	Early Provisional	S
Yes / Si	1,081	167	903	11
No	904	116	783	5
Total Votes Cast	1,985	283	1,686	16

BOLICK, CLINT

Vote For 1

	TOTAL	Polls	Early Provisional	S
Yes / Si	1,013	159	843	11
No	934	115	814	5
Total Votes Cast	1,947	274	1,657	16

ECKERSTROM, PETER J.

Vote For 1

	TOTAL	Polls	Early Provisional	S
Yes / Si	1,362	168	1,185	9
No	486	99	382	5
Total Votes Cast	1,848	267	1,567	14

STARING, CHRISTOPHER P.

Vote For 1

	TOTAL	Polls	Early Provisional	S
Yes / Si	1,289	165	1,114	10
No	530	95	431	4
Total Votes Cast	1,819	260	1,545	14

Precinct 120

GRIFFIN, BRENDEN J.

Vote For 1

	TOTAL	Polls	Early Provisional	S
Yes / Si	1,296	159	1,125	12
No	509	102	404	3
Total Votes Cast	1,805	261	1,529	15

LEE, KENNETH

Vote For 1

	TOTAL	Polls	Early Provisional	S
Yes / Si	1,294	153	1,131	10
No	485	101	381	3
Total Votes Cast	1,779	254	1,512	13

BRYSON, KYLE A.

Vote For 1

	TOTAL	Polls	Early Provisional	S
Yes / Si	1,309	152	1,145	12
No	473	104	368	1
Total Votes Cast	1,782	256	1,513	13

COHEN, GARY J.

Vote For 1

	TOTAL	Polls	Early Provisional	S
Yes / Si	1,276	148	1,118	10
No	502	105	394	3
Total Votes Cast	1,778	253	1,512	13

GORDON, RICHARD E.

Vote For 1

	TOTAL	Polls	Early Provisional	S
Yes / Si	1,304	157	1,135	12
No	468	98	369	1
Total Votes Cast	1,772	255	1,504	13

BUTLER, MICHAEL J.

Vote For 1

	TOTAL	Polls	Early Provisional	S
Yes / Si	1,298	154	1,135	9
No	482	101	377	4
Total Votes Cast	1,780	255	1,512	13

Precinct 120

YEHLING, WAYNE E.

Vote For 1

	TOTAL	Polls	Early Provisional	S
Yes / Si	1,273	150	1,112	11
No	497	106	389	2
Total Votes Cast	1,770	256	1,501	13

CONSTANT, DANIELLE J.K.

Vote For 1

	TOTAL	Polls	Early Provisional	S
Yes / Si	1,240	147	1,084	9
No	537	106	427	4
Total Votes Cast	1,777	253	1,511	13

METCALF, D. DOUGLAS

Vote For 1

	TOTAL	Polls	Early Provisional	S
Yes / Si	1,265	150	1,103	12
No	498	103	394	1
Total Votes Cast	1,763	253	1,497	13

MCGINLEY, CASEY F.

Vote For 1

	TOTAL	Polls	Early Provisional	S
Yes / Si	1,313	155	1,149	9
No	463	98	362	3
Total Votes Cast	1,776	253	1,511	12

SAKALL, GREG

Vote For 1

	TOTAL	Polls	Early Provisional	S
Yes / Si	1,289	147	1,132	10
No	497	108	387	2
Total Votes Cast	1,786	255	1,519	12

WAGENER, JOAN L.

Vote For 1

	TOTAL	Polls	Early Provisional	S
Yes / Si	1,259	145	1,106	8
No	510	106	400	4
Total Votes Cast	1,769	251	1,506	12

Precinct 120

JOHNSON, KELLIE L.

Vote For 1

	TOTAL	Polls	Early Provisional	S
Yes / Si	1,182	145	1,026	11
No	604	109	494	1
Total Votes Cast	1,786	254	1,520	12

ORTIZ, KIMBERLY H.

Vote For 1

	TOTAL	Polls	Early Provisional	S
Yes / Si	1,307	155	1,143	9
No	465	98	364	3
Total Votes Cast	1,772	253	1,507	12

MCDONALD, SCOTT DAVID

Vote For 1

	TOTAL	Polls	Early Provisional	S
Yes / Si	1,251	152	1,088	11
No	514	102	411	1
Total Votes Cast	1,765	254	1,499	12

ABRAMS, LISA ILKA

Vote For 1

	TOTAL	Polls	Early Provisional	S
Yes / Si	1,301	160	1,132	9
No	477	96	378	3
Total Votes Cast	1,778	256	1,510	12

Governing Board - Tucson Unified School District (TUSD) No. 1

Vote For 3

	TOTAL	Polls	Early Provisional	S
ACOSTA RUIZ, PILAR	742	92	646	4
FLORES, ESTEBAN	646	97	549	0
LUNA ROSE, NATALIE	1,275	142	1,126	7
SHAH, RAVI	802	75	725	2
SHAW, SADIE	1,033	119	913	1
Write-In Totals	46	6	39	1
Not Assigned	46	6	39	1
Total Votes Cast	4,544	531	3,998	15

PROPOSITION 133

Vote For 1

	TOTAL	Polls	Early Provisional	S
Yes / Si	742	136	597	9
No	1,413	181	1,224	8
Total Votes Cast	2,155	317	1,821	17

Precinct 120

PROPOSITION 134

Vote For 1

	TOTAL	Polls	Early Provisional	S
Yes / Si	730	133	590	7
No	1,436	179	1,246	11
Total Votes Cast	2,166	312	1,836	18

PROPOSITION 135

Vote For 1

	TOTAL	Polls	Early Provisional	S
Yes / Si	833	152	670	11
No	1,310	156	1,147	7
Total Votes Cast	2,143	308	1,817	18

PROPOSITION 136

Vote For 1

	TOTAL	Polls	Early Provisional	S
Yes / Si	596	103	485	8
No	1,520	196	1,315	9
Total Votes Cast	2,116	299	1,800	17

PROPOSITION 137

Vote For 1

	TOTAL	Polls	Early Provisional	S
Yes / Si	400	67	326	7
No	1,729	237	1,482	10
Total Votes Cast	2,129	304	1,808	17

PROPOSITION 138

Vote For 1

	TOTAL	Polls	Early Provisional	S
Yes / Si	375	59	313	3
No	1,840	264	1,560	16
Total Votes Cast	2,215	323	1,873	19

PROPOSITION 139

Vote For 1

	TOTAL	Polls	Early Provisional	S
Yes / Si	1,689	224	1,452	13
No	623	115	503	5
Total Votes Cast	2,312	339	1,955	18

Precinct 120

PROPOSITION 140

Vote For 1

	TOTAL	Polls	Early Provisional	S
Yes / Si	1,045	156	876	13
No	1,213	175	1,033	5
Total Votes Cast	2,258	331	1,909	18

PROPOSITION 311

Vote For 1

	TOTAL	Polls	Early Provisional	S
Yes / Si	1,387	239	1,136	12
No	896	97	794	5
Total Votes Cast	2,283	336	1,930	17

PROPOSITION 312

Vote For 1

	TOTAL	Polls	Early Provisional	S
Yes / Si	1,219	213	994	12
No	1,034	117	910	7
Total Votes Cast	2,253	330	1,904	19

PROPOSITION 313

Vote For 1

	TOTAL	Polls	Early Provisional	S
Yes / Si	1,251	218	1,022	11
No	966	107	853	6
Total Votes Cast	2,217	325	1,875	17

PROPOSITION 314

Vote For 1

	TOTAL	Polls	Early Provisional	S
Yes / Si	1,144	199	936	9
No	1,038	117	913	8
Total Votes Cast	2,182	316	1,849	17

PROPOSITION 315

Vote For 1

	TOTAL	Polls	Early Provisional	S
Yes / Si	836	154	672	10
No	1,294	148	1,139	7
Total Votes Cast	2,130	302	1,811	17

Precinct 121

Statistics	TOTAL	Polls	Early Provisional	s
Registered Voters - Total	911			
Ballots Cast - Total	827	80	747	0
Ballots Cast - Blank	10	2	8	0
Voter Turnout - Total	90.78%			

Presidential Electors

Vote For 1	TOTAL	Polls	Early Provisional	s
HARRIS, KAMALA D.	452	22	430	0
TRUMP, DONALD J.	357	53	304	0
OLIVER, CHASE	3	2	1	0
STEIN, JILL	3	1	2	0
Write-In Totals	1	0	1	0
Write-In: Ayyadurai / Ellis	0	0	0	0
Write-In: Boddie / Stoneham	0	0	0	0
Write-In: De la Cruz / Garcia	0	0	0	0
Write-In: Shelton / Serra	0	0	0	0
Write-In: Skousen / Combs	0	0	0	0
Not Assigned	1	0	1	0
Total Votes Cast	816	78	738	0

U.S. Senator

Vote For 1	TOTAL	Polls	Early Provisional	s
GALLEGO, RUBEN	476	29	447	0
LAKE, KARI	319	47	272	0
QUINTANA, EDUARDO	16	3	13	0
Write-In Totals	2	0	2	0
Write-In: Williams, Sarah	0	0	0	0
Write-In: Beckett, Christopher	0	0	0	0
Write-In: Sanders, Steven Cavin	0	0	0	0
Write-In: Bozic, David	0	0	0	0
Write-In: Petty, Shawn	0	0	0	0
Write-In: Rodriguez, Benjamin	0	0	0	0
Write-In: Prosser, Jannie "Jannie"	0	0	0	0
Not Assigned	2	0	2	0
Total Votes Cast	813	79	734	0

Summary Results Report
 General Election
 November 5, 2024

OFFICIAL RESULTS
 Summary of Votes Cast
 County of Pima

Precinct 121

U.S. Representative in Congress District 6

Vote For 1

	TOTAL	Polls	Early Provisional	S
ENGEL, KIRSTEN	424	18	406	0
CISCOMANI, JUAN	368	57	311	0
EASTWOOD, ATHENA	15	2	13	0
Write-In Totals	0	0	0	0
Write-In: Pozzolo, Luis	0	0	0	0
Not Assigned	0	0	0	0
Total Votes Cast	807	77	730	0

State Senator District 17

Vote For 1

	TOTAL	Polls	Early Provisional	S
MCLEAN, JOHN	446	23	423	0
LEACH, VENDEN "VINCE"	351	53	298	0
Write-In Totals	0	0	0	0
Not Assigned	0	0	0	0
Total Votes Cast	797	76	721	0

State Representative Dist. 17

Vote For 2

	TOTAL	Polls	Early Provisional	S
VOLK, KEVIN	458	19	439	0
JONES, RACHEL	345	51	294	0
MCGARR, CORY	295	42	253	0
Write-In Totals	6	0	6	0
Not Assigned	6	0	6	0
Total Votes Cast	1,104	112	992	0

Corporation Commissioner

Vote For 3

	TOTAL	Polls	Early Provisional	S
AGUILAR, YLENIA	399	16	383	0
HILL, JONATHON	403	12	391	0
POLACHECK, JOSHUA	377	13	364	0
LOPEZ, RENE	333	42	291	0
MARQUEZ PETERSON, LEA	326	40	286	0
WALDEN, RACHEL	336	45	291	0
CEASE, MIKE	20	3	17	0
LUXENBERG, NINA	23	3	20	0
Write-In Totals	0	0	0	0
Write-In: Bertone, Frank	0	0	0	0
Not Assigned	0	0	0	0
Total Votes Cast	2,217	174	2,043	0

Precinct 121

Board of Supervisors District 4

Vote For 1

	TOTAL	Polls	Early Provisional	S
BECHTOL, VANESSA	415	17	398	0
CHRISTY, STEPHEN W. "STEVE"	375	54	321	0
Write-In Totals	0	0	0	0
Not Assigned	0	0	0	0
Total Votes Cast	790	71	719	0

County Assessor

Vote For 1

	TOTAL	Polls	Early Provisional	S
DROUBIE, SUZANNE	541	38	503	0
Write-In Totals	20	2	18	0
Not Assigned	20	2	18	0
Total Votes Cast	561	40	521	0

County Attorney

Vote For 1

	TOTAL	Polls	Early Provisional	S
CONOVER, LAURA	479	24	455	0
DRUAN, HOWARD	161	21	140	0
Write-In Totals	8	1	7	0
Not Assigned	8	1	7	0
Total Votes Cast	648	46	602	0

County Recorder

Vote For 1

	TOTAL	Polls	Early Provisional	S
CÁZARES-KELLY, GABRIELLA	446	22	424	0
CAMPBELL-GONZALEZ, DOMINIC	336	48	288	0
Write-In Totals	0	0	0	0
Not Assigned	0	0	0	0
Total Votes Cast	782	70	712	0

County Sheriff

Vote For 1

	TOTAL	Polls	Early Provisional	S
NANOS, CHRIS	373	18	355	0
LAPPIN, HEATHER	417	53	364	0
Write-In Totals	0	0	0	0
Write-In: Di Genova, Trista	0	0	0	0
Not Assigned	0	0	0	0
Total Votes Cast	790	71	719	0

Precinct 121

County Superintendent of Schools

Vote For 1

	TOTAL	Polls	Early Provisional	S
WILLIAMS, DUSTIN	545	38	507	0
Write-In Totals	15	2	13	0
Not Assigned	15	2	13	0
Total Votes Cast	560	40	520	0

County Treasurer

Vote For 1

	TOTAL	Polls	Early Provisional	S
JOHNSON, BRIAN	405	17	388	0
ACKERLEY, CHRIS	380	53	327	0
Write-In Totals	1	1	0	0
Not Assigned	1	1	0	0
Total Votes Cast	786	71	715	0

Constable Precinct 8

Vote For 1

	TOTAL	Polls	Early Provisional	S
TOTH, CHRISTOPHER	415	20	395	0
LAKE, BILL	361	50	311	0
Write-In Totals	0	0	0	0
Not Assigned	0	0	0	0
Total Votes Cast	776	70	706	0

KING, KATHRYN H.

Vote For 1

	TOTAL	Polls	Early Provisional	S
Yes / Si	345	44	301	0
No	316	15	301	0
Total Votes Cast	661	59	602	0

BOLICK, CLINT

Vote For 1

	TOTAL	Polls	Early Provisional	S
Yes / Si	331	42	289	0
No	326	17	309	0
Total Votes Cast	657	59	598	0

ECKERSTROM, PETER J.

Vote For 1

	TOTAL	Polls	Early Provisional	S
Yes / Si	493	40	453	0
No	111	15	96	0
Total Votes Cast	604	55	549	0

Precinct 121

STARING, CHRISTOPHER P.

Vote For 1

	TOTAL	Polls	Early Provisional	S
Yes / Si	469	43	426	0
No	132	14	118	0
Total Votes Cast	601	57	544	0

GRIFFIN, BRENDEN J.

Vote For 1

	TOTAL	Polls	Early Provisional	S
Yes / Si	460	40	420	0
No	130	14	116	0
Total Votes Cast	590	54	536	0

LEE, KENNETH

Vote For 1

	TOTAL	Polls	Early Provisional	S
Yes / Si	457	42	415	0
No	129	13	116	0
Total Votes Cast	586	55	531	0

BRYSON, KYLE A.

Vote For 1

	TOTAL	Polls	Early Provisional	S
Yes / Si	471	41	430	0
No	113	12	101	0
Total Votes Cast	584	53	531	0

COHEN, GARY J.

Vote For 1

	TOTAL	Polls	Early Provisional	S
Yes / Si	455	36	419	0
No	126	17	109	0
Total Votes Cast	581	53	528	0

GORDON, RICHARD E.

Vote For 1

	TOTAL	Polls	Early Provisional	S
Yes / Si	469	38	431	0
No	120	15	105	0
Total Votes Cast	589	53	536	0

Precinct 121

BUTLER, MICHAEL J.

Vote For 1

	TOTAL	Polls	Early Provisional	S
Yes / Si	468	38	430	0
No	119	14	105	0
Total Votes Cast	587	52	535	0

YEHLING, WAYNE E.

Vote For 1

	TOTAL	Polls	Early Provisional	S
Yes / Si	470	38	432	0
No	115	15	100	0
Total Votes Cast	585	53	532	0

CONSTANT, DANIELLE J.K.

Vote For 1

	TOTAL	Polls	Early Provisional	S
Yes / Si	456	38	418	0
No	131	15	116	0
Total Votes Cast	587	53	534	0

METCALF, D. DOUGLAS

Vote For 1

	TOTAL	Polls	Early Provisional	S
Yes / Si	468	39	429	0
No	117	14	103	0
Total Votes Cast	585	53	532	0

MCGINLEY, CASEY F.

Vote For 1

	TOTAL	Polls	Early Provisional	S
Yes / Si	472	39	433	0
No	117	14	103	0
Total Votes Cast	589	53	536	0

SAKALL, GREG

Vote For 1

	TOTAL	Polls	Early Provisional	S
Yes / Si	463	41	422	0
No	127	11	116	0
Total Votes Cast	590	52	538	0

Precinct 121

WAGENER, JOAN L.

Vote For 1

	TOTAL	Polls	Early Provisional	S
Yes / Si	465	40	425	0
No	121	12	109	0
Total Votes Cast	586	52	534	0

JOHNSON, KELLIE L.

Vote For 1

	TOTAL	Polls	Early Provisional	S
Yes / Si	414	38	376	0
No	179	14	165	0
Total Votes Cast	593	52	541	0

ORTIZ, KIMBERLY H.

Vote For 1

	TOTAL	Polls	Early Provisional	S
Yes / Si	470	38	432	0
No	116	14	102	0
Total Votes Cast	586	52	534	0

MCDONALD, SCOTT DAVID

Vote For 1

	TOTAL	Polls	Early Provisional	S
Yes / Si	468	38	430	0
No	115	14	101	0
Total Votes Cast	583	52	531	0

ABRAMS, LISA ILKA

Vote For 1

	TOTAL	Polls	Early Provisional	S
Yes / Si	477	41	436	0
No	114	12	102	0
Total Votes Cast	591	53	538	0

Governing Board - Tucson Unified School District (TUSD) No. 1

Vote For 3

	TOTAL	Polls	Early Provisional	S
ACOSTA RUIZ, PILAR	262	20	242	0
FLORES, ESTEBAN	189	19	170	0
LUNA ROSE, NATALIE	370	20	350	0
SHAH, RAVI	351	13	338	0
SHAW, SADIE	351	19	332	0
Write-In Totals	10	3	7	0
Not Assigned	10	3	7	0
Total Votes Cast	1,533	94	1,439	0

Precinct 121

PROPOSITION 133

Vote For 1

	TOTAL	Polls	Early Provisional	S
Yes / Si	264	36	228	0
No	488	38	450	0
Total Votes Cast	752	74	678	0

PROPOSITION 134

Vote For 1

	TOTAL	Polls	Early Provisional	S
Yes / Si	236	38	198	0
No	516	36	480	0
Total Votes Cast	752	74	678	0

PROPOSITION 135

Vote For 1

	TOTAL	Polls	Early Provisional	S
Yes / Si	279	44	235	0
No	469	30	439	0
Total Votes Cast	748	74	674	0

PROPOSITION 136

Vote For 1

	TOTAL	Polls	Early Provisional	S
Yes / Si	208	30	178	0
No	531	40	491	0
Total Votes Cast	739	70	669	0

PROPOSITION 137

Vote For 1

	TOTAL	Polls	Early Provisional	S
Yes / Si	123	15	108	0
No	617	56	561	0
Total Votes Cast	740	71	669	0

PROPOSITION 138

Vote For 1

	TOTAL	Polls	Early Provisional	S
Yes / Si	154	15	139	0
No	604	59	545	0
Total Votes Cast	758	74	684	0

Precinct 121

PROPOSITION 139

Vote For 1

	TOTAL	Polls	Early Provisional	S
Yes / Si	545	40	505	0
No	256	37	219	0
Total Votes Cast	801	77	724	0

PROPOSITION 140

Vote For 1

	TOTAL	Polls	Early Provisional	S
Yes / Si	299	31	268	0
No	491	43	448	0
Total Votes Cast	790	74	716	0

PROPOSITION 311

Vote For 1

	TOTAL	Polls	Early Provisional	S
Yes / Si	445	51	394	0
No	343	22	321	0
Total Votes Cast	788	73	715	0

PROPOSITION 312

Vote For 1

	TOTAL	Polls	Early Provisional	S
Yes / Si	403	54	349	0
No	379	18	361	0
Total Votes Cast	782	72	710	0

PROPOSITION 313

Vote For 1

	TOTAL	Polls	Early Provisional	S
Yes / Si	394	53	341	0
No	369	20	349	0
Total Votes Cast	763	73	690	0

PROPOSITION 314

Vote For 1

	TOTAL	Polls	Early Provisional	S
Yes / Si	393	54	339	0
No	363	16	347	0
Total Votes Cast	756	70	686	0

Precinct 121

PROPOSITION 315

Vote For 1

	TOTAL	Polls	Early Provisional	S
Yes / Si	261	42	219	0
No	483	28	455	0
Total Votes Cast	744	70	674	0

Summary Results Report
 General Election
 November 5, 2024

OFFICIAL RESULTS
 Summary of Votes Cast
 County of Pima

Precinct 122

Statistics	TOTAL	Polls	Early Provisional	s
Registered Voters - Total	2,295			
Ballots Cast - Total	1,706	272	1,419	15
Ballots Cast - Blank	31	13	18	0
Voter Turnout - Total	74.34%			

Presidential Electors

Vote For 1	TOTAL	Polls	Early Provisional	s
HARRIS, KAMALA D.	909	112	791	6
TRUMP, DONALD J.	755	153	594	8
OLIVER, CHASE	13	2	11	0
STEIN, JILL	11	2	8	1
Write-In Totals	5	2	3	0
Write-In: Ayyadurai / Ellis	0	0	0	0
Write-In: Boddie / Stoneham	0	0	0	0
Write-In: De la Cruz / Garcia	0	0	0	0
Write-In: Shelton / Serra	0	0	0	0
Write-In: Skousen / Combs	0	0	0	0
Not Assigned	5	2	3	0
Total Votes Cast	1,693	271	1,407	15

U.S. Senator

Vote For 1	TOTAL	Polls	Early Provisional	s
GALLEGO, RUBEN	935	117	813	5
LAKE, KARI	650	119	523	8
QUINTANA, EDUARDO	75	21	53	1
Write-In Totals	3	1	2	0
Write-In: Williams, Sarah	0	0	0	0
Write-In: Beckett, Christopher	0	0	0	0
Write-In: Sanders, Steven Cavin	0	0	0	0
Write-In: Bozic, David	0	0	0	0
Write-In: Petty, Shawn	0	0	0	0
Write-In: Rodriguez, Benjamin	0	0	0	0
Write-In: Prosser, Jannie "Jannie"	0	0	0	0
Not Assigned	3	1	2	0
Total Votes Cast	1,663	258	1,391	14

U.S. Representative in Congress District 7

Vote For 1	TOTAL	Polls	Early Provisional	s
GRIJALVA, RAÚL M.	893	115	773	5
BUTIEREZ SR., DANIEL FRANCIS	728	128	591	9
Write-In Totals	4	1	3	0
Not Assigned	4	1	3	0
Total Votes Cast	1,625	244	1,367	14

Precinct 122

State Senator District 21

Vote For 1

	TOTAL	Polls	Early Provisional	s
GABALDÓN, ROSANNA	1,100	159	932	9
Write-In Totals	71	12	58	1
Not Assigned	71	12	58	1
Total Votes Cast	1,171	171	990	10

State Representative Dist. 21

Vote For 2

	TOTAL	Polls	Early Provisional	s
HERNANDEZ, CONSUELO	769	86	681	2
STAHL HAMILTON, STEPHANIE	802	82	716	4
KIBBEY, CHRISTOPHER	725	134	583	8
Write-In Totals	17	3	14	0
Not Assigned	17	3	14	0
Total Votes Cast	2,313	305	1,994	14

Corporation Commissioner

Vote For 3

	TOTAL	Polls	Early Provisional	s
AGUILAR, YLENIA	796	93	701	2
HILL, JONATHON	713	67	644	2
POLACHECK, JOSHUA	665	61	603	1
LOPEZ, RENE	617	102	509	6
MARQUEZ PETERSON, LEA	588	81	503	4
WALDEN, RACHEL	607	95	507	5
CEASE, MIKE	68	19	48	1
LUXENBERG, NINA	69	14	54	1
Write-In Totals	4	1	3	0
Write-In: Bertone, Frank	1	0	1	0
Not Assigned	3	1	2	0
Total Votes Cast	4,127	533	3,572	22

Board of Supervisors District 2

Vote For 1

	TOTAL	Polls	Early Provisional	s
HEINZ, MATT	879	110	764	5
BACKER, JOHN	719	130	583	6
Write-In Totals	1	1	0	0
Not Assigned	1	1	0	0
Total Votes Cast	1,599	241	1,347	11

Precinct 122

County Assessor

Vote For 1

	TOTAL	Polls	Early Provisional	S
DROUBIE, SUZANNE	1,113	151	954	8
Write-In Totals	59	12	46	1
Not Assigned	59	12	46	1
Total Votes Cast	1,172	163	1,000	9

County Attorney

Vote For 1

	TOTAL	Polls	Early Provisional	S
CONOVER, LAURA	934	119	810	5
DRUAN, HOWARD	367	75	288	4
Write-In Totals	25	4	20	1
Not Assigned	25	4	20	1
Total Votes Cast	1,326	198	1,118	10

County Recorder

Vote For 1

	TOTAL	Polls	Early Provisional	S
CÁZARES-KELLY, GABRIELLA	894	103	787	4
CAMPBELL-GONZALEZ, DOMINIC	668	129	532	7
Write-In Totals	2	2	0	0
Not Assigned	2	2	0	0
Total Votes Cast	1,564	234	1,319	11

County Sheriff

Vote For 1

	TOTAL	Polls	Early Provisional	S
NANOS, CHRIS	795	102	688	5
LAPPIN, HEATHER	815	145	662	8
Write-In Totals	3	1	2	0
Write-In: Di Genova, Trista	0	0	0	0
Not Assigned	3	1	2	0
Total Votes Cast	1,613	248	1,352	13

County Superintendent of Schools

Vote For 1

	TOTAL	Polls	Early Provisional	S
WILLIAMS, DUSTIN	1,108	159	942	7
Write-In Totals	56	10	45	1
Not Assigned	56	10	45	1
Total Votes Cast	1,164	169	987	8

Precinct 122

County Treasurer

Vote For 1

	TOTAL	Polls	Early Provisional	S
JOHNSON, BRIAN	812	98	711	3
ACKERLEY, CHRIS	778	140	630	8
Write-In Totals	1	1	0	0
Not Assigned	1	1	0	0
Total Votes Cast	1,591	239	1,341	11

Justice of the Peace Precinct 2

Vote For 1

	TOTAL	Polls	Early Provisional	S
CORNEJO, ERICA	1,111	157	946	8
Write-In Totals	61	12	48	1
Not Assigned	61	12	48	1
Total Votes Cast	1,172	169	994	9

KING, KATHRYN H.

Vote For 1

	TOTAL	Polls	Early Provisional	S
Yes / Si	846	120	721	5
No	542	81	458	3
Total Votes Cast	1,388	201	1,179	8

BOLICK, CLINT

Vote For 1

	TOTAL	Polls	Early Provisional	S
Yes / Si	791	101	686	4
No	581	93	484	4
Total Votes Cast	1,372	194	1,170	8

ECKERSTROM, PETER J.

Vote For 1

	TOTAL	Polls	Early Provisional	S
Yes / Si	921	126	792	3
No	389	72	312	5
Total Votes Cast	1,310	198	1,104	8

STARING, CHRISTOPHER P.

Vote For 1

	TOTAL	Polls	Early Provisional	S
Yes / Si	912	122	785	5
No	390	69	318	3
Total Votes Cast	1,302	191	1,103	8

Precinct 122

GRIFFIN, BRENDEN J.

Vote For 1

	TOTAL	Polls	Early Provisional	S
Yes / Si	886	120	760	6
No	394	68	323	3
Total Votes Cast	1,280	188	1,083	9

LEE, KENNETH

Vote For 1

	TOTAL	Polls	Early Provisional	S
Yes / Si	888	120	762	6
No	389	66	320	3
Total Votes Cast	1,277	186	1,082	9

BRYSON, KYLE A.

Vote For 1

	TOTAL	Polls	Early Provisional	S
Yes / Si	888	117	767	4
No	383	68	310	5
Total Votes Cast	1,271	185	1,077	9

COHEN, GARY J.

Vote For 1

	TOTAL	Polls	Early Provisional	S
Yes / Si	869	113	750	6
No	402	72	327	3
Total Votes Cast	1,271	185	1,077	9

GORDON, RICHARD E.

Vote For 1

	TOTAL	Polls	Early Provisional	S
Yes / Si	888	115	769	4
No	382	70	307	5
Total Votes Cast	1,270	185	1,076	9

BUTLER, MICHAEL J.

Vote For 1

	TOTAL	Polls	Early Provisional	S
Yes / Si	878	112	760	6
No	396	73	320	3
Total Votes Cast	1,274	185	1,080	9

Precinct 122

YEHLING, WAYNE E.

Vote For 1

	TOTAL	Polls	Early Provisional	S
Yes / Si	880	113	761	6
No	399	73	323	3
Total Votes Cast	1,279	186	1,084	9

CONSTANT, DANIELLE J.K.

Vote For 1

	TOTAL	Polls	Early Provisional	S
Yes / Si	889	121	763	5
No	383	63	316	4
Total Votes Cast	1,272	184	1,079	9

METCALF, D. DOUGLAS

Vote For 1

	TOTAL	Polls	Early Provisional	S
Yes / Si	873	117	751	5
No	398	68	326	4
Total Votes Cast	1,271	185	1,077	9

MCGINLEY, CASEY F.

Vote For 1

	TOTAL	Polls	Early Provisional	S
Yes / Si	894	123	764	7
No	384	64	318	2
Total Votes Cast	1,278	187	1,082	9

SAKALL, GREG

Vote For 1

	TOTAL	Polls	Early Provisional	S
Yes / Si	880	117	757	6
No	397	69	326	2
Total Votes Cast	1,277	186	1,083	8

WAGENER, JOAN L.

Vote For 1

	TOTAL	Polls	Early Provisional	S
Yes / Si	907	124	777	6
No	370	60	307	3
Total Votes Cast	1,277	184	1,084	9

Precinct 122

JOHNSON, KELLIE L.

Vote For 1

	TOTAL	Polls	Early Provisional	s
Yes / Si	839	116	716	7
No	433	67	364	2
Total Votes Cast	1,272	183	1,080	9

ORTIZ, KIMBERLY H.

Vote For 1

	TOTAL	Polls	Early Provisional	s
Yes / Si	920	122	792	6
No	360	67	290	3
Total Votes Cast	1,280	189	1,082	9

MCDONALD, SCOTT DAVID

Vote For 1

	TOTAL	Polls	Early Provisional	s
Yes / Si	867	116	745	6
No	410	67	340	3
Total Votes Cast	1,277	183	1,085	9

ABRAMS, LISA ILKA

Vote For 1

	TOTAL	Polls	Early Provisional	s
Yes / Si	911	122	783	6
No	366	62	301	3
Total Votes Cast	1,277	184	1,084	9

Governing Board - Tucson Unified School District (TUSD) No. 1

Vote For 3

	TOTAL	Polls	Early Provisional	s
ACOSTA RUIZ, PILAR	563	85	475	3
FLORES, ESTEBAN	570	88	479	3
LUNA ROSE, NATALIE	706	97	606	3
SHAH, RAVI	519	40	477	2
SHAW, SADIE	709	89	613	7
Write-In Totals	31	2	29	0
Not Assigned	31	2	29	0
Total Votes Cast	3,098	401	2,679	18

PROPOSITION 133

Vote For 1

	TOTAL	Polls	Early Provisional	s
Yes / Si	636	109	519	8
No	909	128	776	5
Total Votes Cast	1,545	237	1,295	13

Precinct 122

PROPOSITION 134

Vote For 1

	TOTAL	Polls	Early Provisional	S
Yes / Si	579	89	486	4
No	962	147	806	9
Total Votes Cast	1,541	236	1,292	13

PROPOSITION 135

Vote For 1

	TOTAL	Polls	Early Provisional	S
Yes / Si	671	111	551	9
No	851	120	727	4
Total Votes Cast	1,522	231	1,278	13

PROPOSITION 136

Vote For 1

	TOTAL	Polls	Early Provisional	S
Yes / Si	513	79	432	2
No	996	152	834	10
Total Votes Cast	1,509	231	1,266	12

PROPOSITION 137

Vote For 1

	TOTAL	Polls	Early Provisional	S
Yes / Si	327	58	266	3
No	1,189	177	1,002	10
Total Votes Cast	1,516	235	1,268	13

PROPOSITION 138

Vote For 1

	TOTAL	Polls	Early Provisional	S
Yes / Si	323	62	258	3
No	1,235	182	1,044	9
Total Votes Cast	1,558	244	1,302	12

PROPOSITION 139

Vote For 1

	TOTAL	Polls	Early Provisional	S
Yes / Si	1,090	169	913	8
No	548	88	455	5
Total Votes Cast	1,638	257	1,368	13

Precinct 122

PROPOSITION 140

Vote For 1

	TOTAL	Polls	Early Provisional	S
Yes / Si	754	126	621	7
No	829	111	713	5
Total Votes Cast	1,583	237	1,334	12

PROPOSITION 311

Vote For 1

	TOTAL	Polls	Early Provisional	S
Yes / Si	1,071	175	887	9
No	521	70	448	3
Total Votes Cast	1,592	245	1,335	12

PROPOSITION 312

Vote For 1

	TOTAL	Polls	Early Provisional	S
Yes / Si	952	153	794	5
No	625	85	533	7
Total Votes Cast	1,577	238	1,327	12

PROPOSITION 313

Vote For 1

	TOTAL	Polls	Early Provisional	S
Yes / Si	1,032	176	849	7
No	523	61	455	7
Total Votes Cast	1,555	237	1,304	14

PROPOSITION 314

Vote For 1

	TOTAL	Polls	Early Provisional	S
Yes / Si	940	154	777	9
No	595	79	512	4
Total Votes Cast	1,535	233	1,289	13

PROPOSITION 315

Vote For 1

	TOTAL	Polls	Early Provisional	S
Yes / Si	687	111	568	8
No	822	114	704	4
Total Votes Cast	1,509	225	1,272	12

Summary Results Report
 General Election
 November 5, 2024

OFFICIAL RESULTS
 Summary of Votes Cast
 County of Pima

Precinct 123

Statistics	TOTAL	Polls	Early Provisionals	
Registered Voters - Total	4,608			
Ballots Cast - Total	3,324	536	2,766	22
Ballots Cast - Blank	51	15	34	2
Voter Turnout - Total	72.14%			

Presidential Electors

Vote For 1	TOTAL	Polls	Early Provisionals	
HARRIS, KAMALA D.	1,886	248	1,625	13
TRUMP, DONALD J.	1,382	276	1,097	9
OLIVER, CHASE	20	5	15	0
STEIN, JILL	20	4	16	0
Write-In Totals	5	0	5	0
Write-In: Ayyadurai / Ellis	0	0	0	0
Write-In: Boddie / Stoneham	0	0	0	0
Write-In: De la Cruz / Garcia	0	0	0	0
Write-In: Shelton / Serra	0	0	0	0
Write-In: Skousen / Combs	0	0	0	0
Not Assigned	5	0	5	0
Total Votes Cast	3,313	533	2,758	22

U.S. Senator

Vote For 1	TOTAL	Polls	Early Provisionals	
GALLEGO, RUBEN	1,913	262	1,639	12
LAKE, KARI	1,187	233	945	9
QUINTANA, EDUARDO	128	26	102	0
Write-In Totals	3	1	2	0
Write-In: Williams, Sarah	0	0	0	0
Write-In: Beckett, Christopher	0	0	0	0
Write-In: Sanders, Steven Cavin	0	0	0	0
Write-In: Bozic, David	0	0	0	0
Write-In: Petty, Shawn	0	0	0	0
Write-In: Rodriguez, Benjamin	0	0	0	0
Write-In: Prosser, Jannie "Jannie"	1	1	0	0
Not Assigned	2	0	2	0
Total Votes Cast	3,231	522	2,688	21

Precinct 123

U.S. Representative in Congress District 6

Vote For 1

	TOTAL	Polls	Early Provisional	s
ENGEL, KIRSTEN	1,782	238	1,532	12
CISCOMANI, JUAN	1,262	249	1,006	7
EASTWOOD, ATHENA	145	33	112	0
Write-In Totals	9	3	6	0
Write-In: Pozzolo, Luis	0	0	0	0
Not Assigned	9	3	6	0
Total Votes Cast	3,198	523	2,656	19

State Senator District 21

Vote For 1

	TOTAL	Polls	Early Provisional	s
GABALDÓN, ROSANNA	2,284	363	1,907	14
Write-In Totals	126	23	102	1
Not Assigned	126	23	102	1
Total Votes Cast	2,410	386	2,009	15

State Representative Dist. 21

Vote For 2

	TOTAL	Polls	Early Provisional	s
HERNANDEZ, CONSUELO	1,451	167	1,274	10
STAHL HAMILTON, STEPHANIE	1,654	206	1,437	11
KIBBEY, CHRISTOPHER	1,300	255	1,037	8
Write-In Totals	34	3	31	0
Not Assigned	34	3	31	0
Total Votes Cast	4,439	631	3,779	29

Corporation Commissioner

Vote For 3

	TOTAL	Polls	Early Provisional	s
AGUILAR, YLENIA	1,535	168	1,355	12
HILL, JONATHON	1,494	164	1,320	10
POLACHECK, JOSHUA	1,379	141	1,229	9
LOPEZ, RENE	1,016	175	836	5
MARQUEZ PETERSON, LEA	995	160	832	3
WALDEN, RACHEL	1,131	197	929	5
CEASE, MIKE	135	30	104	1
LUXENBERG, NINA	170	39	131	0
Write-In Totals	11	4	7	0
Write-In: Bertone, Frank	0	0	0	0
Not Assigned	11	4	7	0
Total Votes Cast	7,866	1,078	6,743	45

Precinct 123

Board of Supervisors District 2

Vote For 1

	TOTAL	Polls	Early Provisional	S
HEINZ, MATT	1,856	251	1,592	13
BACKER, JOHN	1,280	246	1,027	7
Write-In Totals	6	1	5	0
Not Assigned	6	1	5	0
Total Votes Cast	3,142	498	2,624	20

County Assessor

Vote For 1

	TOTAL	Polls	Early Provisional	S
DROUBIE, SUZANNE	2,302	363	1,922	17
Write-In Totals	104	20	83	1
Not Assigned	104	20	83	1
Total Votes Cast	2,406	383	2,005	18

County Attorney

Vote For 1

	TOTAL	Polls	Early Provisional	S
CONOVER, LAURA	1,934	265	1,655	14
DRUAN, HOWARD	697	162	532	3
Write-In Totals	52	12	39	1
Not Assigned	52	12	39	1
Total Votes Cast	2,683	439	2,226	18

County Recorder

Vote For 1

	TOTAL	Polls	Early Provisional	S
CÁZARES-KELLY, GABRIELLA	1,858	247	1,597	14
CAMPBELL-GONZALEZ, DOMINIC	1,218	244	967	7
Write-In Totals	3	1	2	0
Not Assigned	3	1	2	0
Total Votes Cast	3,079	492	2,566	21

County Sheriff

Vote For 1

	TOTAL	Polls	Early Provisional	S
NANOS, CHRIS	1,698	229	1,456	13
LAPPIN, HEATHER	1,439	278	1,152	9
Write-In Totals	11	3	8	0
Write-In: Di Genova, Trista	0	0	0	0
Not Assigned	11	3	8	0
Total Votes Cast	3,148	510	2,616	22

Precinct 123

County Superintendent of Schools

Vote For 1

	TOTAL	Polls	Early Provisional	S
WILLIAMS, DUSTIN	2,302	362	1,925	15
Write-In Totals	100	25	74	1
Not Assigned	100	25	74	1
Total Votes Cast	2,402	387	1,999	16

County Treasurer

Vote For 1

	TOTAL	Polls	Early Provisional	S
JOHNSON, BRIAN	1,736	237	1,486	13
ACKERLEY, CHRIS	1,382	257	1,118	7
Write-In Totals	4	1	3	0
Not Assigned	4	1	3	0
Total Votes Cast	3,122	495	2,607	20

Justice of the Peace Precinct 2

Vote For 1

	TOTAL	Polls	Early Provisional	S
CORNEJO, ERICA	2,302	362	1,926	14
Write-In Totals	95	21	73	1
Not Assigned	95	21	73	1
Total Votes Cast	2,397	383	1,999	15

KING, KATHRYN H.

Vote For 1

	TOTAL	Polls	Early Provisional	S
Yes / Si	1,639	292	1,336	11
No	1,041	128	904	9
Total Votes Cast	2,680	420	2,240	20

BOLICK, CLINT

Vote For 1

	TOTAL	Polls	Early Provisional	S
Yes / Si	1,514	268	1,237	9
No	1,127	143	975	9
Total Votes Cast	2,641	411	2,212	18

ECKERSTROM, PETER J.

Vote For 1

	TOTAL	Polls	Early Provisional	S
Yes / Si	1,871	290	1,565	16
No	663	116	543	4
Total Votes Cast	2,534	406	2,108	20

Precinct 123

STARING, CHRISTOPHER P.

Vote For 1

	TOTAL	Polls	Early Provisional	S
Yes / Si	1,815	287	1,514	14
No	700	109	587	4
Total Votes Cast	2,515	396	2,101	18

GRIFFIN, BRENDEN J.

Vote For 1

	TOTAL	Polls	Early Provisional	S
Yes / Si	1,808	281	1,512	15
No	696	113	579	4
Total Votes Cast	2,504	394	2,091	19

LEE, KENNETH

Vote For 1

	TOTAL	Polls	Early Provisional	S
Yes / Si	1,784	270	1,500	14
No	709	118	587	4
Total Votes Cast	2,493	388	2,087	18

BRYSON, KYLE A.

Vote For 1

	TOTAL	Polls	Early Provisional	S
Yes / Si	1,795	273	1,507	15
No	690	118	568	4
Total Votes Cast	2,485	391	2,075	19

COHEN, GARY J.

Vote For 1

	TOTAL	Polls	Early Provisional	S
Yes / Si	1,771	265	1,491	15
No	708	122	582	4
Total Votes Cast	2,479	387	2,073	19

GORDON, RICHARD E.

Vote For 1

	TOTAL	Polls	Early Provisional	S
Yes / Si	1,781	261	1,503	17
No	709	129	578	2
Total Votes Cast	2,490	390	2,081	19

Precinct 123

BUTLER, MICHAEL J.

Vote For 1

	TOTAL	Polls	Early Provisional	S
Yes / Si	1,793	277	1,500	16
No	700	116	581	3
Total Votes Cast	2,493	393	2,081	19

YEHLING, WAYNE E.

Vote For 1

	TOTAL	Polls	Early Provisional	S
Yes / Si	1,738	265	1,457	16
No	739	125	611	3
Total Votes Cast	2,477	390	2,068	19

CONSTANT, DANIELLE J.K.

Vote For 1

	TOTAL	Polls	Early Provisional	S
Yes / Si	1,768	272	1,482	14
No	712	115	592	5
Total Votes Cast	2,480	387	2,074	19

METCALF, D. DOUGLAS

Vote For 1

	TOTAL	Polls	Early Provisional	S
Yes / Si	1,775	267	1,492	16
No	717	125	589	3
Total Votes Cast	2,492	392	2,081	19

MCGINLEY, CASEY F.

Vote For 1

	TOTAL	Polls	Early Provisional	S
Yes / Si	1,806	277	1,513	16
No	667	114	551	2
Total Votes Cast	2,473	391	2,064	18

SAKALL, GREG

Vote For 1

	TOTAL	Polls	Early Provisional	S
Yes / Si	1,748	265	1,468	15
No	734	125	606	3
Total Votes Cast	2,482	390	2,074	18

Precinct 123

WAGENER, JOAN L.

Vote For 1		TOTAL	Polls	Early Provisional	S
Yes / Si	1,781	269	1,500	12	
No	699	122	571	6	
Total Votes Cast	2,480	391	2,071	18	

JOHNSON, KELLIE L.

Vote For 1		TOTAL	Polls	Early Provisional	S
Yes / Si	1,666	274	1,380	12	
No	840	122	712	6	
Total Votes Cast	2,506	396	2,092	18	

ORTIZ, KIMBERLY H.

Vote For 1		TOTAL	Polls	Early Provisional	S
Yes / Si	1,814	279	1,521	14	
No	673	112	557	4	
Total Votes Cast	2,487	391	2,078	18	

MCDONALD, SCOTT DAVID

Vote For 1		TOTAL	Polls	Early Provisional	S
Yes / Si	1,753	269	1,470	14	
No	730	122	604	4	
Total Votes Cast	2,483	391	2,074	18	

ABRAMS, LISA ILKA

Vote For 1		TOTAL	Polls	Early Provisional	S
Yes / Si	1,812	277	1,523	12	
No	677	114	557	6	
Total Votes Cast	2,489	391	2,080	18	

Governing Board - Tucson Unified School District (TUSD) No. 1

Vote For 3		TOTAL	Polls	Early Provisional	S
ACOSTA RUIZ, PILAR	1,265	182	1,076	7	
FLORES, ESTEBAN	999	167	824	8	
LUNA ROSE, NATALIE	1,561	192	1,363	6	
SHAH, RAVI	834	101	726	7	
SHAW, SADIE	1,264	156	1,100	8	
Write-In Totals	51	13	38	0	
Not Assigned	51	13	38	0	
Total Votes Cast	5,974	811	5,127	36	

Precinct 123

PROPOSITION 133

Vote For 1	TOTAL	Polls	Early Provisional	S
Yes / Si	1,150	212	929	9
No	1,818	274	1,535	9
Total Votes Cast	2,968	486	2,464	18

PROPOSITION 134

Vote For 1	TOTAL	Polls	Early Provisional	S
Yes / Si	1,071	194	871	6
No	1,882	286	1,584	12
Total Votes Cast	2,953	480	2,455	18

PROPOSITION 135

Vote For 1	TOTAL	Polls	Early Provisional	S
Yes / Si	1,221	253	959	9
No	1,693	217	1,467	9
Total Votes Cast	2,914	470	2,426	18

PROPOSITION 136

Vote For 1	TOTAL	Polls	Early Provisional	S
Yes / Si	976	198	771	7
No	1,910	263	1,636	11
Total Votes Cast	2,886	461	2,407	18

PROPOSITION 137

Vote For 1	TOTAL	Polls	Early Provisional	S
Yes / Si	624	114	507	3
No	2,275	354	1,906	15
Total Votes Cast	2,899	468	2,413	18

PROPOSITION 138

Vote For 1	TOTAL	Polls	Early Provisional	S
Yes / Si	549	117	429	3
No	2,469	374	2,078	17
Total Votes Cast	3,018	491	2,507	20

Precinct 123

PROPOSITION 139

Vote For 1

	TOTAL	Polls	Early Provisional	S
Yes / Si	2,297	361	1,920	16
No	870	156	710	4
Total Votes Cast	3,167	517	2,630	20

PROPOSITION 140

Vote For 1

	TOTAL	Polls	Early Provisional	S
Yes / Si	1,610	290	1,311	9
No	1,471	206	1,255	10
Total Votes Cast	3,081	496	2,566	19

PROPOSITION 311

Vote For 1

	TOTAL	Polls	Early Provisional	S
Yes / Si	2,097	347	1,740	10
No	1,003	148	847	8
Total Votes Cast	3,100	495	2,587	18

PROPOSITION 312

Vote For 1

	TOTAL	Polls	Early Provisional	S
Yes / Si	1,844	315	1,520	9
No	1,218	172	1,037	9
Total Votes Cast	3,062	487	2,557	18

PROPOSITION 313

Vote For 1

	TOTAL	Polls	Early Provisional	S
Yes / Si	2,012	357	1,644	11
No	1,009	132	870	7
Total Votes Cast	3,021	489	2,514	18

PROPOSITION 314

Vote For 1

	TOTAL	Polls	Early Provisional	S
Yes / Si	1,851	322	1,519	10
No	1,147	155	985	7
Total Votes Cast	2,998	477	2,504	17

Precinct 123

PROPOSITION 315

Vote For 1

	TOTAL	Polls	Early Provisional	S
Yes / Si	1,213	224	982	7
No	1,684	236	1,438	10
Total Votes Cast	2,897	460	2,420	17

Summary Results Report
 General Election
 November 5, 2024

OFFICIAL RESULTS
 Summary of Votes Cast
 County of Pima

Precinct 124

Statistics	TOTAL	Polls	Early Provisional	s
Registered Voters - Total	1,677			
Ballots Cast - Total	1,304	221	1,073	10
Ballots Cast - Blank	26	9	16	1
Voter Turnout - Total	77.76%			

Presidential Electors

Vote For 1	TOTAL	Polls	Early Provisional	s
HARRIS, KAMALA D.	659	88	566	5
TRUMP, DONALD J.	616	126	485	5
OLIVER, CHASE	9	1	8	0
STEIN, JILL	8	3	5	0
Write-In Totals	2	0	2	0
Write-In: Ayyadurai / Ellis	0	0	0	0
Write-In: Boddie / Stoneham	0	0	0	0
Write-In: De la Cruz / Garcia	0	0	0	0
Write-In: Shelton / Serra	0	0	0	0
Write-In: Skousen / Combs	0	0	0	0
Not Assigned	2	0	2	0
Total Votes Cast	1,294	218	1,066	10

U.S. Senator

Vote For 1	TOTAL	Polls	Early Provisional	s
GALLEGO, RUBEN	682	96	583	3
LAKE, KARI	534	105	424	5
QUINTANA, EDUARDO	54	17	37	0
Write-In Totals	4	1	3	0
Write-In: Williams, Sarah	0	0	0	0
Write-In: Beckett, Christopher	0	0	0	0
Write-In: Sanders, Steven Cavin	0	0	0	0
Write-In: Bozic, David	0	0	0	0
Write-In: Petty, Shawn	0	0	0	0
Write-In: Rodriguez, Benjamin	0	0	0	0
Write-In: Prosser, Jannie "Jannie"	0	0	0	0
Not Assigned	4	1	3	0
Total Votes Cast	1,274	219	1,047	8

Precinct 124

U.S. Representative in Congress District 6

Vote For 1

	TOTAL	Polls	Early Provisional	s
ENGEL, KIRSTEN	625	81	542	2
CISCOMANI, JUAN	565	111	450	4
EASTWOOD, ATHENA	58	21	37	0
Write-In Totals	5	0	5	0
Write-In: Pozzolo, Luis	1	0	1	0
Not Assigned	4	0	4	0
Total Votes Cast	1,253	213	1,034	6

State Senator District 21

Vote For 1

	TOTAL	Polls	Early Provisional	s
GABALDÓN, ROSANNA	817	133	679	5
Write-In Totals	47	11	35	1
Not Assigned	47	11	35	1
Total Votes Cast	864	144	714	6

State Representative Dist. 21

Vote For 2

	TOTAL	Polls	Early Provisional	s
HERNANDEZ, CONSUELO	554	68	485	1
STAHL HAMILTON, STEPHANIE	529	59	469	1
KIBBEY, CHRISTOPHER	577	113	461	3
Write-In Totals	9	1	8	0
Not Assigned	9	1	8	0
Total Votes Cast	1,669	241	1,423	5

Corporation Commissioner

Vote For 3

	TOTAL	Polls	Early Provisional	s
AGUILAR, YLENIA	532	59	472	1
HILL, JONATHON	505	47	457	1
POLACHECK, JOSHUA	502	50	451	1
LOPEZ, RENE	465	77	385	3
MARQUEZ PETERSON, LEA	459	77	380	2
WALDEN, RACHEL	485	89	393	3
CEASE, MIKE	55	12	41	2
LUXENBERG, NINA	60	22	37	1
Write-In Totals	7	0	7	0
Write-In: Bertone, Frank	0	0	0	0
Not Assigned	7	0	7	0
Total Votes Cast	3,070	433	2,623	14

Precinct 124

Board of Supervisors District 4

Vote For 1

	TOTAL	Polls	Early Provisional	S
BECHTOL, VANESSA	608	80	527	1
CHRISTY, STEPHEN W. "STEVE"	601	118	480	3
Write-In Totals	2	0	2	0
Not Assigned	2	0	2	0
Total Votes Cast	1,211	198	1,009	4

County Assessor

Vote For 1

	TOTAL	Polls	Early Provisional	S
DROUBIE, SUZANNE	822	130	688	4
Write-In Totals	36	6	29	1
Not Assigned	36	6	29	1
Total Votes Cast	858	136	717	5

County Attorney

Vote For 1

	TOTAL	Polls	Early Provisional	S
CONOVER, LAURA	682	92	587	3
DRUAN, HOWARD	302	67	232	3
Write-In Totals	19	1	18	0
Not Assigned	19	1	18	0
Total Votes Cast	1,003	160	837	6

County Recorder

Vote For 1

	TOTAL	Polls	Early Provisional	S
CÁZARES-KELLY, GABRIELLA	648	84	563	1
CAMPBELL-GONZALEZ, DOMINIC	540	112	423	5
Write-In Totals	3	1	2	0
Not Assigned	3	1	2	0
Total Votes Cast	1,191	197	988	6

County Sheriff

Vote For 1

	TOTAL	Polls	Early Provisional	S
NANOS, CHRIS	568	71	496	1
LAPPIN, HEATHER	644	132	507	5
Write-In Totals	5	0	5	0
Write-In: Di Genova, Trista	0	0	0	0
Not Assigned	5	0	5	0
Total Votes Cast	1,217	203	1,008	6

Precinct 124

County Superintendent of Schools

Vote For 1

	TOTAL	Polls	Early Provisional	S
WILLIAMS, DUSTIN	808	128	675	5
Write-In Totals	35	4	30	1
Not Assigned	35	4	30	1
Total Votes Cast	843	132	705	6

County Treasurer

Vote For 1

	TOTAL	Polls	Early Provisional	S
JOHNSON, BRIAN	586	75	510	1
ACKERLEY, CHRIS	610	123	482	5
Write-In Totals	2	0	2	0
Not Assigned	2	0	2	0
Total Votes Cast	1,198	198	994	6

Justice of the Peace Precinct 2

Vote For 1

	TOTAL	Polls	Early Provisional	S
CORNEJO, ERICA	826	134	689	3
Write-In Totals	31	4	26	1
Not Assigned	31	4	26	1
Total Votes Cast	857	138	715	4

KING, KATHRYN H.

Vote For 1

	TOTAL	Polls	Early Provisional	S
Yes / Si	646	106	536	4
No	392	72	318	2
Total Votes Cast	1,038	178	854	6

BOLICK, CLINT

Vote For 1

	TOTAL	Polls	Early Provisional	S
Yes / Si	606	98	503	5
No	411	73	337	1
Total Votes Cast	1,017	171	840	6

ECKERSTROM, PETER J.

Vote For 1

	TOTAL	Polls	Early Provisional	S
Yes / Si	693	96	593	4
No	274	66	206	2
Total Votes Cast	967	162	799	6

Precinct 124

STARING, CHRISTOPHER P.

Vote For 1

	TOTAL	Polls	Early Provisional	S
Yes / Si	676	106	565	5
No	272	56	215	1
Total Votes Cast	948	162	780	6

GRIFFIN, BRENDEN J.

Vote For 1

	TOTAL	Polls	Early Provisional	S
Yes / Si	681	104	572	5
No	274	55	218	1
Total Votes Cast	955	159	790	6

LEE, KENNETH

Vote For 1

	TOTAL	Polls	Early Provisional	S
Yes / Si	682	98	580	4
No	264	57	205	2
Total Votes Cast	946	155	785	6

BRYSON, KYLE A.

Vote For 1

	TOTAL	Polls	Early Provisional	S
Yes / Si	683	95	584	4
No	253	58	193	2
Total Votes Cast	936	153	777	6

COHEN, GARY J.

Vote For 1

	TOTAL	Polls	Early Provisional	S
Yes / Si	684	94	586	4
No	257	61	195	1
Total Votes Cast	941	155	781	5

GORDON, RICHARD E.

Vote For 1

	TOTAL	Polls	Early Provisional	S
Yes / Si	687	95	587	5
No	254	59	194	1
Total Votes Cast	941	154	781	6

Precinct 124

BUTLER, MICHAEL J.

Vote For 1

	TOTAL	Polls	Early Provisional	S
Yes / Si	673	94	574	5
No	265	62	202	1
Total Votes Cast	938	156	776	6

YEHLING, WAYNE E.

Vote For 1

	TOTAL	Polls	Early Provisional	S
Yes / Si	677	101	572	4
No	265	56	207	2
Total Votes Cast	942	157	779	6

CONSTANT, DANIELLE J.K.

Vote For 1

	TOTAL	Polls	Early Provisional	S
Yes / Si	684	103	576	5
No	260	53	206	1
Total Votes Cast	944	156	782	6

METCALF, D. DOUGLAS

Vote For 1

	TOTAL	Polls	Early Provisional	S
Yes / Si	681	95	581	5
No	264	60	203	1
Total Votes Cast	945	155	784	6

MCGINLEY, CASEY F.

Vote For 1

	TOTAL	Polls	Early Provisional	S
Yes / Si	678	97	577	4
No	256	57	197	2
Total Votes Cast	934	154	774	6

SAKALL, GREG

Vote For 1

	TOTAL	Polls	Early Provisional	S
Yes / Si	665	94	566	5
No	273	62	210	1
Total Votes Cast	938	156	776	6

Precinct 124

WAGENER, JOAN L.

Vote For 1

	TOTAL	Polls	Early Provisional	S
Yes / Si	682	97	581	4
No	262	58	202	2
Total Votes Cast	944	155	783	6

JOHNSON, KELLIE L.

Vote For 1

	TOTAL	Polls	Early Provisional	S
Yes / Si	647	104	538	5
No	297	52	244	1
Total Votes Cast	944	156	782	6

ORTIZ, KIMBERLY H.

Vote For 1

	TOTAL	Polls	Early Provisional	S
Yes / Si	700	105	590	5
No	245	52	192	1
Total Votes Cast	945	157	782	6

MCDONALD, SCOTT DAVID

Vote For 1

	TOTAL	Polls	Early Provisional	S
Yes / Si	660	91	564	5
No	285	66	218	1
Total Votes Cast	945	157	782	6

ABRAMS, LISA ILKA

Vote For 1

	TOTAL	Polls	Early Provisional	S
Yes / Si	698	101	592	5
No	247	55	191	1
Total Votes Cast	945	156	783	6

Governing Board - Tucson Unified School District (TUSD) No. 1

Vote For 3

	TOTAL	Polls	Early Provisional	S
ACOSTA RUIZ, PILAR	379	65	313	1
FLORES, ESTEBAN	403	60	342	1
LUNA ROSE, NATALIE	573	74	497	2
SHAH, RAVI	400	47	353	0
SHAW, SADIE	469	57	410	2
Write-In Totals	28	2	25	1
Not Assigned	28	2	25	1
Total Votes Cast	2,252	305	1,940	7

Precinct 124

PROPOSITION 133

Vote For 1

	TOTAL	Polls	Early Provisional	S
Yes / Si	487	89	393	5
No	670	109	559	2
Total Votes Cast	1,157	198	952	7

PROPOSITION 134

Vote For 1

	TOTAL	Polls	Early Provisional	S
Yes / Si	449	82	363	4
No	710	114	593	3
Total Votes Cast	1,159	196	956	7

PROPOSITION 135

Vote For 1

	TOTAL	Polls	Early Provisional	S
Yes / Si	510	99	408	3
No	634	98	532	4
Total Votes Cast	1,144	197	940	7

PROPOSITION 136

Vote For 1

	TOTAL	Polls	Early Provisional	S
Yes / Si	391	71	318	2
No	743	125	613	5
Total Votes Cast	1,134	196	931	7

PROPOSITION 137

Vote For 1

	TOTAL	Polls	Early Provisional	S
Yes / Si	262	45	213	4
No	881	151	727	3
Total Votes Cast	1,143	196	940	7

PROPOSITION 138

Vote For 1

	TOTAL	Polls	Early Provisional	S
Yes / Si	261	51	209	1
No	925	152	765	8
Total Votes Cast	1,186	203	974	9

Precinct 124

PROPOSITION 139

Vote For 1

	TOTAL	Polls	Early Provisional	S
Yes / Si	861	145	707	9
No	379	66	313	0
Total Votes Cast	1,240	211	1,020	9

PROPOSITION 140

Vote For 1

	TOTAL	Polls	Early Provisional	S
Yes / Si	589	100	485	4
No	625	101	522	2
Total Votes Cast	1,214	201	1,007	6

PROPOSITION 311

Vote For 1

	TOTAL	Polls	Early Provisional	S
Yes / Si	831	146	679	6
No	378	56	322	0
Total Votes Cast	1,209	202	1,001	6

PROPOSITION 312

Vote For 1

	TOTAL	Polls	Early Provisional	S
Yes / Si	728	128	595	5
No	480	72	406	2
Total Votes Cast	1,208	200	1,001	7

PROPOSITION 313

Vote For 1

	TOTAL	Polls	Early Provisional	S
Yes / Si	785	147	634	4
No	378	51	325	2
Total Votes Cast	1,163	198	959	6

PROPOSITION 314

Vote For 1

	TOTAL	Polls	Early Provisional	S
Yes / Si	725	128	591	6
No	442	70	372	0
Total Votes Cast	1,167	198	963	6

Precinct 124

PROPOSITION 315

Vote For 1

	TOTAL	Polls	Early Provisional	S
Yes / Si	493	97	391	5
No	632	92	539	1
Total Votes Cast	1,125	189	930	6

Summary Results Report
 General Election
 November 5, 2024

OFFICIAL RESULTS
 Summary of Votes Cast
 County of Pima

Precinct 125

Statistics	TOTAL	Polls	Early Provisional	s
Registered Voters - Total	2,331			
Ballots Cast - Total	2,133	178	1,946	9
Ballots Cast - Blank	39	9	30	0
Voter Turnout - Total	91.51%			

Presidential Electors

Vote For 1	TOTAL	Polls	Early Provisional	s
HARRIS, KAMALA D.	1,365	62	1,301	2
TRUMP, DONALD J.	721	109	607	5
OLIVER, CHASE	11	0	11	0
STEIN, JILL	9	3	4	2
Write-In Totals	10	2	8	0
Write-In: Ayyadurai / Ellis	0	0	0	0
Write-In: Boddie / Stoneham	0	0	0	0
Write-In: De la Cruz / Garcia	0	0	0	0
Write-In: Shelton / Serra	0	0	0	0
Write-In: Skousen / Combs	0	0	0	0
Not Assigned	10	2	8	0
Total Votes Cast	2,116	176	1,931	9

U.S. Senator

Vote For 1	TOTAL	Polls	Early Provisional	s
GALLEGO, RUBEN	1,393	70	1,321	2
LAKE, KARI	667	98	565	4
QUINTANA, EDUARDO	25	6	16	3
Write-In Totals	4	1	3	0
Write-In: Williams, Sarah	0	0	0	0
Write-In: Beckett, Christopher	0	0	0	0
Write-In: Sanders, Steven Cavin	0	0	0	0
Write-In: Bozic, David	0	0	0	0
Write-In: Petty, Shawn	0	0	0	0
Write-In: Rodriguez, Benjamin	0	0	0	0
Write-In: Prosser, Jannie "Jannie"	0	0	0	0
Not Assigned	4	1	3	0
Total Votes Cast	2,089	175	1,905	9

Precinct 125

U.S. Representative in Congress District 6

Vote For 1

	TOTAL	Polls	Early Provisional	s
ENGEL, KIRSTEN	1,287	57	1,228	2
CISCOMANI, JUAN	779	111	663	5
EASTWOOD, ATHENA	19	4	13	2
Write-In Totals	1	0	1	0
Write-In: Pozzolo, Luis	0	0	0	0
Not Assigned	1	0	1	0
Total Votes Cast	2,086	172	1,905	9

State Senator District 18

Vote For 1

	TOTAL	Polls	Early Provisional	s
SUNDARESHAN, PRIYA	1,435	93	1,339	3
Write-In Totals	42	9	33	0
Not Assigned	42	9	33	0
Total Votes Cast	1,477	102	1,372	3

State Representative Dist. 18

Vote For 2

	TOTAL	Polls	Early Provisional	s
GUTIERREZ, NANCY	1,188	52	1,135	1
MATHIS, CHRIS	1,219	54	1,165	0
ROSENBLUM, LEONARD "LEN"	751	105	641	5
Write-In Totals	12	2	10	0
Not Assigned	12	2	10	0
Total Votes Cast	3,170	213	2,951	6

Corporation Commissioner

Vote For 3

	TOTAL	Polls	Early Provisional	s
AGUILAR, YLENIA	1,188	51	1,136	1
HILL, JONATHON	1,184	48	1,136	0
POLACHECK, JOSHUA	1,167	49	1,117	1
LOPEZ, RENE	642	78	560	4
MARQUEZ PETERSON, LEA	663	77	584	2
WALDEN, RACHEL	694	88	603	3
CEASE, MIKE	51	9	40	2
LUXENBERG, NINA	52	10	42	0
Write-In Totals	1	0	1	0
Write-In: Bertone, Frank	0	0	0	0
Not Assigned	1	0	1	0
Total Votes Cast	5,642	410	5,219	13

Precinct 125

Board of Supervisors District 1

Vote For 1

	TOTAL	Polls	Early Provisional	S
SCOTT, REX	1,270	58	1,211	1
SPAIN, STEVE	764	103	656	5
Write-In Totals	1	0	1	0
Not Assigned	1	0	1	0
Total Votes Cast	2,035	161	1,868	6

County Assessor

Vote For 1

	TOTAL	Polls	Early Provisional	S
DROUBIE, SUZANNE	1,439	90	1,346	3
Write-In Totals	22	3	19	0
Not Assigned	22	3	19	0
Total Votes Cast	1,461	93	1,365	3

County Attorney

Vote For 1

	TOTAL	Polls	Early Provisional	S
CONOVER, LAURA	1,349	65	1,282	2
DRUAN, HOWARD	263	49	210	4
Write-In Totals	21	5	16	0
Not Assigned	21	5	16	0
Total Votes Cast	1,633	119	1,508	6

County Recorder

Vote For 1

	TOTAL	Polls	Early Provisional	S
CÁZARES-KELLY, GABRIELLA	1,283	56	1,226	1
CAMPBELL-GONZALEZ, DOMINIC	703	95	603	5
Write-In Totals	3	0	3	0
Not Assigned	3	0	3	0
Total Votes Cast	1,989	151	1,832	6

County Sheriff

Vote For 1

	TOTAL	Polls	Early Provisional	S
NANOS, CHRIS	1,047	52	992	3
LAPPIN, HEATHER	974	114	857	3
Write-In Totals	1	0	1	0
Write-In: Di Genova, Trista	0	0	0	0
Not Assigned	1	0	1	0
Total Votes Cast	2,022	166	1,850	6

Precinct 125

County Superintendent of Schools

Vote For 1

	TOTAL	Polls	Early Provisional	S
WILLIAMS, DUSTIN	1,411	86	1,321	4
Write-In Totals	24	7	17	0
Not Assigned	24	7	17	0
Total Votes Cast	1,435	93	1,338	4

County Treasurer

Vote For 1

	TOTAL	Polls	Early Provisional	S
JOHNSON, BRIAN	1,162	56	1,105	1
ACKERLEY, CHRIS	829	101	723	5
Write-In Totals	1	0	1	0
Not Assigned	1	0	1	0
Total Votes Cast	1,992	157	1,829	6

Constable Precinct 1

Vote For 1

	TOTAL	Polls	Early Provisional	S
ROOSEVELT, MARK	1,219	56	1,162	1
ROWLAND, DANIEL	751	101	645	5
Write-In Totals	5	0	5	0
Not Assigned	5	0	5	0
Total Votes Cast	1,975	157	1,812	6

KING, KATHRYN H.

Vote For 1

	TOTAL	Polls	Early Provisional	S
Yes / Si	814	94	719	1
No	874	38	832	4
Total Votes Cast	1,688	132	1,551	5

BOLICK, CLINT

Vote For 1

	TOTAL	Polls	Early Provisional	S
Yes / Si	769	91	677	1
No	910	40	866	4
Total Votes Cast	1,679	131	1,543	5

ECKERSTROM, PETER J.

Vote For 1

	TOTAL	Polls	Early Provisional	S
Yes / Si	1,237	91	1,143	3
No	273	31	240	2
Total Votes Cast	1,510	122	1,383	5

Precinct 125

STARING, CHRISTOPHER P.

Vote For 1

	TOTAL	Polls	Early Provisional	S
Yes / Si	1,164	91	1,070	3
No	336	30	304	2
Total Votes Cast	1,500	121	1,374	5

GRIFFIN, BRENDEN J.

Vote For 1

	TOTAL	Polls	Early Provisional	S
Yes / Si	1,159	93	1,064	2
No	313	28	282	3
Total Votes Cast	1,472	121	1,346	5

LEE, KENNETH

Vote For 1

	TOTAL	Polls	Early Provisional	S
Yes / Si	1,176	96	1,078	2
No	274	24	247	3
Total Votes Cast	1,450	120	1,325	5

BRYSON, KYLE A.

Vote For 1

	TOTAL	Polls	Early Provisional	S
Yes / Si	1,205	93	1,110	2
No	262	26	233	3
Total Votes Cast	1,467	119	1,343	5

COHEN, GARY J.

Vote For 1

	TOTAL	Polls	Early Provisional	S
Yes / Si	1,188	94	1,093	1
No	276	24	248	4
Total Votes Cast	1,464	118	1,341	5

GORDON, RICHARD E.

Vote For 1

	TOTAL	Polls	Early Provisional	S
Yes / Si	1,183	94	1,088	1
No	275	26	245	4
Total Votes Cast	1,458	120	1,333	5

Precinct 125

BUTLER, MICHAEL J.

Vote For 1

	TOTAL	Polls	Early Provisional	S
Yes / Si	1,228	97	1,129	2
No	242	23	216	3
Total Votes Cast	1,470	120	1,345	5

YEHLING, WAYNE E.

Vote For 1

	TOTAL	Polls	Early Provisional	S
Yes / Si	1,179	89	1,089	1
No	281	31	247	3
Total Votes Cast	1,460	120	1,336	4

CONSTANT, DANIELLE J.K.

Vote For 1

	TOTAL	Polls	Early Provisional	S
Yes / Si	1,146	93	1,052	1
No	319	27	288	4
Total Votes Cast	1,465	120	1,340	5

METCALF, D. DOUGLAS

Vote For 1

	TOTAL	Polls	Early Provisional	S
Yes / Si	1,191	94	1,095	2
No	273	26	244	3
Total Votes Cast	1,464	120	1,339	5

MCGINLEY, CASEY F.

Vote For 1

	TOTAL	Polls	Early Provisional	S
Yes / Si	1,219	95	1,123	1
No	242	25	213	4
Total Votes Cast	1,461	120	1,336	5

SAKALL, GREG

Vote For 1

	TOTAL	Polls	Early Provisional	S
Yes / Si	1,175	93	1,081	1
No	287	27	256	4
Total Votes Cast	1,462	120	1,337	5

Precinct 125

WAGENER, JOAN L.

Vote For 1		TOTAL	Polls	Early Provisional	S
Yes / Si	1,175	91	1,082	2	
No	295	29	263	3	
Total Votes Cast	1,470	120	1,345	5	

JOHNSON, KELLIE L.

Vote For 1		TOTAL	Polls	Early Provisional	S
Yes / Si	985	89	894	2	
No	486	30	453	3	
Total Votes Cast	1,471	119	1,347	5	

ORTIZ, KIMBERLY H.

Vote For 1		TOTAL	Polls	Early Provisional	S
Yes / Si	1,201	90	1,109	2	
No	262	30	229	3	
Total Votes Cast	1,463	120	1,338	5	

MCDONALD, SCOTT DAVID

Vote For 1		TOTAL	Polls	Early Provisional	S
Yes / Si	1,155	92	1,061	2	
No	301	29	269	3	
Total Votes Cast	1,456	121	1,330	5	

ABRAMS, LISA ILKA

Vote For 1		TOTAL	Polls	Early Provisional	S
Yes / Si	1,217	94	1,122	1	
No	261	25	232	4	
Total Votes Cast	1,478	119	1,354	5	

Governing Board - Tucson Unified School District (TUSD) No. 1

Vote For 3		TOTAL	Polls	Early Provisional	S
ACOSTA RUIZ, PILAR	459	54	403	2	
FLORES, ESTEBAN	435	49	384	2	
LUNA ROSE, NATALIE	1,046	58	987	1	
SHAH, RAVI	936	42	894	0	
SHAW, SADIE	967	66	900	1	
Write-In Totals	32	1	31	0	
Not Assigned	32	1	31	0	
Total Votes Cast	3,875	270	3,599	6	

Precinct 125

Board Member Hidden Valley Fire District

Vote For 2

	TOTAL	Polls	Early Provisional	S
ALTER, LEE	133	3	130	0
MILWARD, GREG	179	8	171	0
MULLIGAN, TREVOR	49	7	41	1
Write-In Totals	0	0	0	0
Not Assigned	0	0	0	0
Total Votes Cast	361	18	342	1

PROPOSITION 133

Vote For 1

	TOTAL	Polls	Early Provisional	S
Yes / Si	530	73	454	3
No	1,382	81	1,298	3
Total Votes Cast	1,912	154	1,752	6

PROPOSITION 134

Vote For 1

	TOTAL	Polls	Early Provisional	S
Yes / Si	517	64	450	3
No	1,394	86	1,305	3
Total Votes Cast	1,911	150	1,755	6

PROPOSITION 135

Vote For 1

	TOTAL	Polls	Early Provisional	S
Yes / Si	624	90	533	1
No	1,264	65	1,194	5
Total Votes Cast	1,888	155	1,727	6

PROPOSITION 136

Vote For 1

	TOTAL	Polls	Early Provisional	S
Yes / Si	472	67	403	2
No	1,405	80	1,321	4
Total Votes Cast	1,877	147	1,724	6

PROPOSITION 137

Vote For 1

	TOTAL	Polls	Early Provisional	S
Yes / Si	278	29	248	1
No	1,603	124	1,474	5
Total Votes Cast	1,881	153	1,722	6

Precinct 125

PROPOSITION 138

Vote For 1

	TOTAL	Polls	Early Provisional	S
Yes / Si	396	49	346	1
No	1,540	106	1,429	5
Total Votes Cast	1,936	155	1,775	6

PROPOSITION 139

Vote For 1

	TOTAL	Polls	Early Provisional	S
Yes / Si	1,512	96	1,411	5
No	524	71	449	4
Total Votes Cast	2,036	167	1,860	9

PROPOSITION 140

Vote For 1

	TOTAL	Polls	Early Provisional	S
Yes / Si	832	82	745	5
No	1,157	80	1,075	2
Total Votes Cast	1,989	162	1,820	7

PROPOSITION 311

Vote For 1

	TOTAL	Polls	Early Provisional	S
Yes / Si	1,044	115	925	4
No	933	46	883	4
Total Votes Cast	1,977	161	1,808	8

PROPOSITION 312

Vote For 1

	TOTAL	Polls	Early Provisional	S
Yes / Si	890	113	771	6
No	1,077	49	1,026	2
Total Votes Cast	1,967	162	1,797	8

PROPOSITION 313

Vote For 1

	TOTAL	Polls	Early Provisional	S
Yes / Si	883	115	761	7
No	1,013	39	974	0
Total Votes Cast	1,896	154	1,735	7

Precinct 125

PROPOSITION 314

Vote For 1

	TOTAL	Polls	Early Provisional	S
Yes / Si	832	111	716	5
No	1,063	43	1,018	2
Total Votes Cast	1,895	154	1,734	7

PROPOSITION 315

Vote For 1

	TOTAL	Polls	Early Provisional	S
Yes / Si	599	82	514	3
No	1,239	64	1,172	3
Total Votes Cast	1,838	146	1,686	6

Summary Results Report
 General Election
 November 5, 2024

OFFICIAL RESULTS
 Summary of Votes Cast
 County of Pima

Precinct 126

Statistics	TOTAL	Polls	Early Provisional	S
Registered Voters - Total	1,622			
Ballots Cast - Total	1,454	141	1,307	6
Ballots Cast - Blank	24	7	17	0
Voter Turnout - Total	89.64%			

Presidential Electors

Vote For 1	TOTAL	Polls	Early Provisional	S
HARRIS, KAMALA D.	750	49	701	0
TRUMP, DONALD J.	672	88	578	6
OLIVER, CHASE	4	1	3	0
STEIN, JILL	7	0	7	0
Write-In Totals	5	0	5	0
Write-In: Ayyadurai / Ellis	0	0	0	0
Write-In: Boddie / Stoneham	0	0	0	0
Write-In: De la Cruz / Garcia	1	0	1	0
Write-In: Shelton / Serra	0	0	0	0
Write-In: Skousen / Combs	0	0	0	0
Not Assigned	4	0	4	0
Total Votes Cast	1,438	138	1,294	6

U.S. Senator

Vote For 1	TOTAL	Polls	Early Provisional	S
GALLEGO, RUBEN	772	49	722	1
LAKE, KARI	619	86	530	3
QUINTANA, EDUARDO	29	3	25	1
Write-In Totals	1	0	1	0
Write-In: Williams, Sarah	0	0	0	0
Write-In: Beckett, Christopher	0	0	0	0
Write-In: Sanders, Steven Cavin	0	0	0	0
Write-In: Bozic, David	0	0	0	0
Write-In: Petty, Shawn	0	0	0	0
Write-In: Rodriguez, Benjamin	0	0	0	0
Write-In: Prosser, Jannie "Jannie"	0	0	0	0
Not Assigned	1	0	1	0
Total Votes Cast	1,421	138	1,278	5

Summary Results Report
 General Election
 November 5, 2024

OFFICIAL RESULTS
 Summary of Votes Cast
 County of Pima

Precinct 126

U.S. Representative in Congress District 6

Vote For 1

	TOTAL	Polls	Early Provisional	S
ENGEL, KIRSTEN	691	41	650	0
CISCOMANI, JUAN	700	89	605	6
EASTWOOD, ATHENA	20	7	13	0
Write-In Totals	1	0	1	0
Write-In: Pozzolo, Luis	0	0	0	0
Not Assigned	1	0	1	0
Total Votes Cast	1,412	137	1,269	6

State Senator District 17

Vote For 1

	TOTAL	Polls	Early Provisional	S
MCLEAN, JOHN	747	52	694	1
LEACH, VENDEN "VINCE"	656	81	570	5
Write-In Totals	2	0	2	0
Not Assigned	2	0	2	0
Total Votes Cast	1,405	133	1,266	6

State Representative Dist. 17

Vote For 2

	TOTAL	Polls	Early Provisional	S
VOLK, KEVIN	737	47	690	0
JONES, RACHEL	595	66	527	2
MCGARR, CORY	603	70	529	4
Write-In Totals	3	0	3	0
Not Assigned	3	0	3	0
Total Votes Cast	1,938	183	1,749	6

Corporation Commissioner

Vote For 3

	TOTAL	Polls	Early Provisional	S
AGUILAR, YLENIA	611	34	576	1
HILL, JONATHON	632	38	594	0
POLACHECK, JOSHUA	596	34	562	0
LOPEZ, RENE	601	64	535	2
MARQUEZ PETERSON, LEA	621	64	554	3
WALDEN, RACHEL	640	74	563	3
CEASE, MIKE	30	2	28	0
LUXENBERG, NINA	37	5	32	0
Write-In Totals	0	0	0	0
Write-In: Bertone, Frank	0	0	0	0
Not Assigned	0	0	0	0
Total Votes Cast	3,768	315	3,444	9

Precinct 126

Board of Supervisors District 4

Vote For 1

	TOTAL	Polls	Early Provisional	S
BECHTOL, VANESSA	651	44	607	0
CHRISTY, STEPHEN W. "STEVE"	722	84	633	5
Write-In Totals	0	0	0	0
Not Assigned	0	0	0	0
Total Votes Cast	1,373	128	1,240	5

County Assessor

Vote For 1

	TOTAL	Polls	Early Provisional	S
DROUBIE, SUZANNE	895	72	821	2
Write-In Totals	38	7	31	0
Not Assigned	38	7	31	0
Total Votes Cast	933	79	852	2

County Attorney

Vote For 1

	TOTAL	Polls	Early Provisional	S
CONOVER, LAURA	785	53	731	1
DRUAN, HOWARD	261	38	221	2
Write-In Totals	21	3	18	0
Not Assigned	21	3	18	0
Total Votes Cast	1,067	94	970	3

County Recorder

Vote For 1

	TOTAL	Polls	Early Provisional	S
CÁZARES-KELLY, GABRIELLA	704	42	662	0
CAMPBELL-GONZALEZ, DOMINIC	641	84	553	4
Write-In Totals	0	0	0	0
Not Assigned	0	0	0	0
Total Votes Cast	1,345	126	1,215	4

County Sheriff

Vote For 1

	TOTAL	Polls	Early Provisional	S
NANOS, CHRIS	585	34	550	1
LAPPIN, HEATHER	794	98	693	3
Write-In Totals	4	1	3	0
Write-In: Di Genova, Trista	1	0	1	0
Not Assigned	3	1	2	0
Total Votes Cast	1,383	133	1,246	4

Precinct 126

County Superintendent of Schools

Vote For 1

	TOTAL	Polls	Early Provisional	S
WILLIAMS, DUSTIN	888	70	816	2
Write-In Totals	33	7	26	0
Not Assigned	33	7	26	0
Total Votes Cast	921	77	842	2

County Treasurer

Vote For 1

	TOTAL	Polls	Early Provisional	S
JOHNSON, BRIAN	623	39	583	1
ACKERLEY, CHRIS	742	89	649	4
Write-In Totals	0	0	0	0
Not Assigned	0	0	0	0
Total Votes Cast	1,365	128	1,232	5

Constable Precinct 1

Vote For 1

	TOTAL	Polls	Early Provisional	S
ROOSEVELT, MARK	652	43	608	1
ROWLAND, DANIEL	686	83	599	4
Write-In Totals	0	0	0	0
Not Assigned	0	0	0	0
Total Votes Cast	1,338	126	1,207	5

KING, KATHRYN H.

Vote For 1

	TOTAL	Polls	Early Provisional	S
Yes / Si	648	63	583	2
No	523	38	483	2
Total Votes Cast	1,171	101	1,066	4

BOLICK, CLINT

Vote For 1

	TOTAL	Polls	Early Provisional	S
Yes / Si	638	66	569	3
No	520	34	485	1
Total Votes Cast	1,158	100	1,054	4

ECKERSTROM, PETER J.

Vote For 1

	TOTAL	Polls	Early Provisional	S
Yes / Si	805	64	738	3
No	252	34	217	1
Total Votes Cast	1,057	98	955	4

Precinct 126

STARING, CHRISTOPHER P.

Vote For 1

	TOTAL	Polls	Early Provisional	S
Yes / Si	829	72	754	3
No	236	25	210	1
Total Votes Cast	1,065	97	964	4

GRIFFIN, BRENDEN J.

Vote For 1

	TOTAL	Polls	Early Provisional	S
Yes / Si	767	67	699	1
No	240	27	210	3
Total Votes Cast	1,007	94	909	4

LEE, KENNETH

Vote For 1

	TOTAL	Polls	Early Provisional	S
Yes / Si	780	68	710	2
No	236	27	207	2
Total Votes Cast	1,016	95	917	4

BRYSON, KYLE A.

Vote For 1

	TOTAL	Polls	Early Provisional	S
Yes / Si	796	65	730	1
No	217	29	185	3
Total Votes Cast	1,013	94	915	4

COHEN, GARY J.

Vote For 1

	TOTAL	Polls	Early Provisional	S
Yes / Si	783	67	715	1
No	222	28	191	3
Total Votes Cast	1,005	95	906	4

GORDON, RICHARD E.

Vote For 1

	TOTAL	Polls	Early Provisional	S
Yes / Si	805	67	736	2
No	205	29	174	2
Total Votes Cast	1,010	96	910	4

Precinct 126

BUTLER, MICHAEL J.

Vote For 1

	TOTAL	Polls	Early Provisional	S
Yes / Si	795	66	727	2
No	220	30	188	2
Total Votes Cast	1,015	96	915	4

YEHLING, WAYNE E.

Vote For 1

	TOTAL	Polls	Early Provisional	S
Yes / Si	774	64	709	1
No	232	29	200	3
Total Votes Cast	1,006	93	909	4

CONSTANT, DANIELLE J.K.

Vote For 1

	TOTAL	Polls	Early Provisional	S
Yes / Si	734	66	667	1
No	263	29	231	3
Total Votes Cast	997	95	898	4

METCALF, D. DOUGLAS

Vote For 1

	TOTAL	Polls	Early Provisional	S
Yes / Si	793	66	726	1
No	216	29	184	3
Total Votes Cast	1,009	95	910	4

MCGINLEY, CASEY F.

Vote For 1

	TOTAL	Polls	Early Provisional	S
Yes / Si	802	65	735	2
No	204	30	172	2
Total Votes Cast	1,006	95	907	4

SAKALL, GREG

Vote For 1

	TOTAL	Polls	Early Provisional	S
Yes / Si	799	66	732	1
No	223	29	191	3
Total Votes Cast	1,022	95	923	4

Precinct 126

WAGENER, JOAN L.

Vote For 1		TOTAL	Polls	Early Provisional	S
Yes / Si		772	67	704	1
No		232	29	200	3
Total Votes Cast		1,004	96	904	4

JOHNSON, KELLIE L.

Vote For 1		TOTAL	Polls	Early Provisional	S
Yes / Si		704	72	630	2
No		319	23	294	2
Total Votes Cast		1,023	95	924	4

ORTIZ, KIMBERLY H.

Vote For 1		TOTAL	Polls	Early Provisional	S
Yes / Si		788	70	716	2
No		217	26	189	2
Total Votes Cast		1,005	96	905	4

MCDONALD, SCOTT DAVID

Vote For 1		TOTAL	Polls	Early Provisional	S
Yes / Si		776	68	707	1
No		236	28	205	3
Total Votes Cast		1,012	96	912	4

ABRAMS, LISA ILKA

Vote For 1		TOTAL	Polls	Early Provisional	S
Yes / Si		791	69	720	2
No		222	27	193	2
Total Votes Cast		1,013	96	913	4

Governing Board - Tucson Unified School District (TUSD) No. 1

Vote For 3		TOTAL	Polls	Early Provisional	S
ACOSTA RUIZ, PILAR		383	36	344	3
FLORES, ESTEBAN		364	37	325	2
LUNA ROSE, NATALIE		592	47	543	2
SHAH, RAVI		546	42	504	0
SHAW, SADIE		567	38	529	0
Write-In Totals		7	1	6	0
Not Assigned		7	1	6	0
Total Votes Cast		2,459	201	2,251	7

Precinct 126

PROPOSITION 133

Vote For 1

	TOTAL	Polls	Early Provisional	S
Yes / Si	482	55	427	0
No	849	62	781	6
Total Votes Cast	1,331	117	1,208	6

PROPOSITION 134

Vote For 1

	TOTAL	Polls	Early Provisional	S
Yes / Si	456	53	401	2
No	869	64	801	4
Total Votes Cast	1,325	117	1,202	6

PROPOSITION 135

Vote For 1

	TOTAL	Polls	Early Provisional	S
Yes / Si	537	62	473	2
No	781	53	724	4
Total Votes Cast	1,318	115	1,197	6

PROPOSITION 136

Vote For 1

	TOTAL	Polls	Early Provisional	S
Yes / Si	442	53	388	1
No	865	59	801	5
Total Votes Cast	1,307	112	1,189	6

PROPOSITION 137

Vote For 1

	TOTAL	Polls	Early Provisional	S
Yes / Si	256	29	227	0
No	1,045	83	956	6
Total Votes Cast	1,301	112	1,183	6

PROPOSITION 138

Vote For 1

	TOTAL	Polls	Early Provisional	S
Yes / Si	305	37	268	0
No	1,047	85	956	6
Total Votes Cast	1,352	122	1,224	6

Precinct 126

PROPOSITION 139

Vote For 1

	TOTAL	Polls	Early Provisional	S
Yes / Si	906	75	828	3
No	484	56	425	3
Total Votes Cast	1,390	131	1,253	6

PROPOSITION 140

Vote For 1

	TOTAL	Polls	Early Provisional	S
Yes / Si	563	56	504	3
No	814	70	741	3
Total Votes Cast	1,377	126	1,245	6

PROPOSITION 311

Vote For 1

	TOTAL	Polls	Early Provisional	S
Yes / Si	799	86	709	4
No	570	40	528	2
Total Votes Cast	1,369	126	1,237	6

PROPOSITION 312

Vote For 1

	TOTAL	Polls	Early Provisional	S
Yes / Si	760	92	665	3
No	607	35	569	3
Total Votes Cast	1,367	127	1,234	6

PROPOSITION 313

Vote For 1

	TOTAL	Polls	Early Provisional	S
Yes / Si	720	83	633	4
No	600	39	559	2
Total Votes Cast	1,320	122	1,192	6

PROPOSITION 314

Vote For 1

	TOTAL	Polls	Early Provisional	S
Yes / Si	748	85	659	4
No	571	34	535	2
Total Votes Cast	1,319	119	1,194	6

Precinct 126

PROPOSITION 315

Vote For 1

	TOTAL	Polls	Early Provisional	S
Yes / Si	549	63	484	2
No	738	53	681	4
Total Votes Cast	1,287	116	1,165	6

Summary Results Report
 General Election
 November 5, 2024

OFFICIAL RESULTS
 Summary of Votes Cast
 County of Pima

Precinct 127

Statistics	TOTAL	Polls	Early Provisional	s
Registered Voters - Total	6,399			
Ballots Cast - Total	5,822	528	5,274	20
Ballots Cast - Blank	78	19	58	1
Voter Turnout - Total	90.98%			

Presidential Electors

Vote For 1	TOTAL	Polls	Early Provisional	s
HARRIS, KAMALA D.	2,638	168	2,459	11
TRUMP, DONALD J.	3,094	356	2,729	9
OLIVER, CHASE	22	2	20	0
STEIN, JILL	19	2	17	0
Write-In Totals	22	0	22	0
Write-In: Ayyadurai / Ellis	0	0	0	0
Write-In: Boddie / Stoneham	0	0	0	0
Write-In: De la Cruz / Garcia	0	0	0	0
Write-In: Shelton / Serra	0	0	0	0
Write-In: Skousen / Combs	0	0	0	0
Not Assigned	22	0	22	0
Total Votes Cast	5,795	528	5,247	20

U.S. Senator

Vote For 1	TOTAL	Polls	Early Provisional	s
GALLEGO, RUBEN	2,751	169	2,571	11
LAKE, KARI	2,892	337	2,546	9
QUINTANA, EDUARDO	72	11	61	0
Write-In Totals	11	1	10	0
Write-In: Williams, Sarah	0	0	0	0
Write-In: Beckett, Christopher	0	0	0	0
Write-In: Sanders, Steven Cavin	0	0	0	0
Write-In: Bozic, David	0	0	0	0
Write-In: Petty, Shawn	0	0	0	0
Write-In: Rodriguez, Benjamin	0	0	0	0
Write-In: Prosser, Jannie "Jannie"	0	0	0	0
Not Assigned	11	1	10	0
Total Votes Cast	5,726	518	5,188	20

Summary Results Report
 General Election
 November 5, 2024

OFFICIAL RESULTS
 Summary of Votes Cast
 County of Pima

Precinct 127

U.S. Representative in Congress District 6

Vote For 1

	TOTAL	Polls	Early Provisional	S
ENGEL, KIRSTEN	2,487	159	2,318	10
CISCOMANI, JUAN	3,130	344	2,776	10
EASTWOOD, ATHENA	66	9	57	0
Write-In Totals	0	0	0	0
Write-In: Pozzolo, Luis	0	0	0	0
Not Assigned	0	0	0	0
Total Votes Cast	5,683	512	5,151	20

State Senator District 17

Vote For 1

	TOTAL	Polls	Early Provisional	S
MCLEAN, JOHN	2,625	160	2,454	11
LEACH, VENDEN "VINCE"	2,980	331	2,642	7
Write-In Totals	7	1	6	0
Not Assigned	7	1	6	0
Total Votes Cast	5,612	492	5,102	18

State Representative Dist. 17

Vote For 2

	TOTAL	Polls	Early Provisional	S
VOLK, KEVIN	2,603	152	2,441	10
JONES, RACHEL	2,672	249	2,419	4
MCGARR, CORY	2,805	289	2,512	4
Write-In Totals	21	2	18	1
Not Assigned	21	2	18	1
Total Votes Cast	8,101	692	7,390	19

Corporation Commissioner

Vote For 3

	TOTAL	Polls	Early Provisional	S
AGUILAR, YLENIA	2,281	116	2,157	8
HILL, JONATHON	2,294	107	2,183	4
POLACHECK, JOSHUA	2,154	100	2,048	6
LOPEZ, RENE	2,766	270	2,492	4
MARQUEZ PETERSON, LEA	2,749	251	2,496	2
WALDEN, RACHEL	2,836	272	2,560	4
CEASE, MIKE	106	20	85	1
LUXENBERG, NINA	127	19	108	0
Write-In Totals	5	0	5	0
Write-In: Bertone, Frank	0	0	0	0
Not Assigned	5	0	5	0
Total Votes Cast	15,318	1,155	14,134	29

Precinct 127

Board of Supervisors District 3

Vote For 1

	TOTAL	Polls	Early Provisional	s
ALLEN, JENNIFER "JEN"	2,362	121	2,233	8
WITTENBRAKER, JANET "JL"	3,038	331	2,701	6
BAH, IMAN-UTOPIA LAYJOU	80	13	67	0
Write-In Totals	0	0	0	0
Not Assigned	0	0	0	0
Total Votes Cast	5,480	465	5,001	14

County Assessor

Vote For 1

	TOTAL	Polls	Early Provisional	s
DROUBIE, SUZANNE	3,332	241	3,080	11
Write-In Totals	158	22	135	1
Not Assigned	158	22	135	1
Total Votes Cast	3,490	263	3,215	12

County Attorney

Vote For 1

	TOTAL	Polls	Early Provisional	s
CONOVER, LAURA	2,880	179	2,693	8
DRUAN, HOWARD	1,024	126	895	3
Write-In Totals	84	9	74	1
Not Assigned	84	9	74	1
Total Votes Cast	3,988	314	3,662	12

County Recorder

Vote For 1

	TOTAL	Polls	Early Provisional	s
CÁZARES-KELLY, GABRIELLA	2,500	142	2,349	9
CAMPBELL-GONZALEZ, DOMINIC	2,908	321	2,580	7
Write-In Totals	5	0	5	0
Not Assigned	5	0	5	0
Total Votes Cast	5,413	463	4,934	16

County Sheriff

Vote For 1

	TOTAL	Polls	Early Provisional	s
NANOS, CHRIS	2,210	126	2,073	11
LAPPIN, HEATHER	3,341	363	2,972	6
Write-In Totals	4	0	4	0
Write-In: Di Genova, Trista	0	0	0	0
Not Assigned	4	0	4	0
Total Votes Cast	5,555	489	5,049	17

Precinct 127

County Superintendent of Schools

Vote For 1

	TOTAL	Polls	Early Provisional	S
WILLIAMS, DUSTIN	3,276	243	3,022	11
Write-In Totals	142	21	120	1
Not Assigned	142	21	120	1
Total Votes Cast	3,418	264	3,142	12

County Treasurer

Vote For 1

	TOTAL	Polls	Early Provisional	S
JOHNSON, BRIAN	2,323	124	2,190	9
ACKERLEY, CHRIS	3,107	335	2,765	7
Write-In Totals	2	0	2	0
Not Assigned	2	0	2	0
Total Votes Cast	5,432	459	4,957	16

Justice of the Peace Precinct 10

Vote For 1

	TOTAL	Polls	Early Provisional	S
FORMAN, ROBERT J.	3,866	373	3,482	11
Write-In Totals	76	8	68	0
Not Assigned	76	8	68	0
Total Votes Cast	3,942	381	3,550	11

Constable Precinct 10

Vote For 1

	TOTAL	Polls	Early Provisional	S
CAMMARANO, JOHN	3,857	371	3,474	12
Write-In Totals	60	7	53	0
Not Assigned	60	7	53	0
Total Votes Cast	3,917	378	3,527	12

KING, KATHRYN H.

Vote For 1

	TOTAL	Polls	Early Provisional	S
Yes / Si	2,652	243	2,399	10
No	1,910	127	1,782	1
Total Votes Cast	4,562	370	4,181	11

BOLICK, CLINT

Vote For 1

	TOTAL	Polls	Early Provisional	S
Yes / Si	2,560	229	2,323	8
No	1,961	134	1,824	3
Total Votes Cast	4,521	363	4,147	11

Precinct 127

ECKERSTROM, PETER J.

Vote For 1

	TOTAL	Polls	Early Provisional	S
Yes / Si	2,843	216	2,617	10
No	1,130	117	1,012	1
Total Votes Cast	3,973	333	3,629	11

STARING, CHRISTOPHER P.

Vote For 1

	TOTAL	Polls	Early Provisional	S
Yes / Si	3,042	237	2,795	10
No	871	94	776	1
Total Votes Cast	3,913	331	3,571	11

GRIFFIN, BRENDEN J.

Vote For 1

	TOTAL	Polls	Early Provisional	S
Yes / Si	2,927	223	2,693	11
No	829	91	737	1
Total Votes Cast	3,756	314	3,430	12

LEE, KENNETH

Vote For 1

	TOTAL	Polls	Early Provisional	S
Yes / Si	2,812	218	2,585	9
No	1,016	101	913	2
Total Votes Cast	3,828	319	3,498	11

BRYSON, KYLE A.

Vote For 1

	TOTAL	Polls	Early Provisional	S
Yes / Si	2,857	215	2,633	9
No	978	102	874	2
Total Votes Cast	3,835	317	3,507	11

COHEN, GARY J.

Vote For 1

	TOTAL	Polls	Early Provisional	S
Yes / Si	2,931	214	2,708	9
No	791	94	695	2
Total Votes Cast	3,722	308	3,403	11

Precinct 127

GORDON, RICHARD E.

Vote For 1

	TOTAL	Polls	Early Provisional	S
Yes / Si	2,934	218	2,707	9
No	788	94	692	2
Total Votes Cast	3,722	312	3,399	11

BUTLER, MICHAEL J.

Vote For 1

	TOTAL	Polls	Early Provisional	S
Yes / Si	2,878	212	2,658	8
No	959	101	855	3
Total Votes Cast	3,837	313	3,513	11

YEHLING, WAYNE E.

Vote For 1

	TOTAL	Polls	Early Provisional	S
Yes / Si	2,829	210	2,611	8
No	988	103	882	3
Total Votes Cast	3,817	313	3,493	11

CONSTANT, DANIELLE J.K.

Vote For 1

	TOTAL	Polls	Early Provisional	S
Yes / Si	2,825	207	2,609	9
No	878	101	774	3
Total Votes Cast	3,703	308	3,383	12

METCALF, D. DOUGLAS

Vote For 1

	TOTAL	Polls	Early Provisional	S
Yes / Si	2,836	208	2,618	10
No	977	100	876	1
Total Votes Cast	3,813	308	3,494	11

MCGINLEY, CASEY F.

Vote For 1

	TOTAL	Polls	Early Provisional	S
Yes / Si	2,984	214	2,760	10
No	729	91	637	1
Total Votes Cast	3,713	305	3,397	11

Precinct 127

SAKALL, GREG

Vote For 1

	TOTAL	Polls	Early Provisional	S
Yes / Si	3,015	217	2,790	8
No	829	97	729	3
Total Votes Cast	3,844	314	3,519	11

WAGENER, JOAN L.

Vote For 1

	TOTAL	Polls	Early Provisional	S
Yes / Si	2,924	208	2,706	10
No	786	99	686	1
Total Votes Cast	3,710	307	3,392	11

JOHNSON, KELLIE L.

Vote For 1

	TOTAL	Polls	Early Provisional	S
Yes / Si	2,722	206	2,506	10
No	1,158	107	1,050	1
Total Votes Cast	3,880	313	3,556	11

ORTIZ, KIMBERLY H.

Vote For 1

	TOTAL	Polls	Early Provisional	S
Yes / Si	2,975	213	2,752	10
No	734	96	637	1
Total Votes Cast	3,709	309	3,389	11

MCDONALD, SCOTT DAVID

Vote For 1

	TOTAL	Polls	Early Provisional	S
Yes / Si	2,897	214	2,674	9
No	815	94	719	2
Total Votes Cast	3,712	308	3,393	11

ABRAMS, LISA ILKA

Vote For 1

	TOTAL	Polls	Early Provisional	S
Yes / Si	2,889	210	2,670	9
No	939	101	836	2
Total Votes Cast	3,828	311	3,506	11

Precinct 127

Governing Board - Marana Unified School District No. 6

	TOTAL	Polls	Early Provisional	S
ALEXANDER, ROY	2,241	187	2,052	2
HOLT, HUNTER D.	1,931	165	1,762	4
RAYMOND, CATHIE	2,243	143	2,096	4
ROBERTS, MIKAIL	2,025	183	1,839	3
WILLARD, DAVID	2,064	170	1,891	3
Write-In Totals	29	6	22	1
Not Assigned	29	6	22	1
Total Votes Cast	10,533	854	9,662	17

Board of Governors - Pima Community College Dist. 3

	TOTAL	Polls	Early Provisional	S
GARCIA, MARIA DE LA LUZ	1,076	94	979	3
RANDALL, KRISTEN	2,413	195	2,213	5
Write-In Totals	25	4	21	0
Not Assigned	25	4	21	0
Total Votes Cast	3,514	293	3,213	8

PROPOSITION 133

	TOTAL	Polls	Early Provisional	S
Yes / Si	2,253	232	2,013	8
No	2,994	219	2,768	7
Total Votes Cast	5,247	451	4,781	15

PROPOSITION 134

	TOTAL	Polls	Early Provisional	S
Yes / Si	2,259	211	2,040	8
No	3,014	239	2,768	7
Total Votes Cast	5,273	450	4,808	15

PROPOSITION 135

	TOTAL	Polls	Early Provisional	S
Yes / Si	2,481	235	2,239	7
No	2,732	205	2,517	10
Total Votes Cast	5,213	440	4,756	17

Precinct 127

PROPOSITION 136

Vote For 1	TOTAL	Polls	Early Provisional	S
Yes / Si	1,952	183	1,763	6
No	3,211	253	2,950	8
Total Votes Cast	5,163	436	4,713	14

PROPOSITION 137

Vote For 1	TOTAL	Polls	Early Provisional	S
Yes / Si	1,215	116	1,097	2
No	3,962	320	3,629	13
Total Votes Cast	5,177	436	4,726	15

PROPOSITION 138

Vote For 1	TOTAL	Polls	Early Provisional	S
Yes / Si	1,140	116	1,019	5
No	4,212	353	3,848	11
Total Votes Cast	5,352	469	4,867	16

PROPOSITION 139

Vote For 1	TOTAL	Polls	Early Provisional	S
Yes / Si	3,354	246	3,095	13
No	2,224	247	1,971	6
Total Votes Cast	5,578	493	5,066	19

PROPOSITION 140

Vote For 1	TOTAL	Polls	Early Provisional	S
Yes / Si	2,011	201	1,801	9
No	3,465	269	3,188	8
Total Votes Cast	5,476	470	4,989	17

PROPOSITION 311

Vote For 1	TOTAL	Polls	Early Provisional	S
Yes / Si	3,646	357	3,277	12
No	1,848	119	1,725	4
Total Votes Cast	5,494	476	5,002	16

Precinct 127

PROPOSITION 312

Vote For 1				
	TOTAL	Polls	Early Provisional	S
Yes / Sí	3,254	318	2,924	12
No	2,178	153	2,019	6
Total Votes Cast	5,432	471	4,943	18

PROPOSITION 313

Vote For 1				
	TOTAL	Polls	Early Provisional	S
Yes / Sí	3,317	346	2,963	8
No	2,042	122	1,914	6
Total Votes Cast	5,359	468	4,877	14

PROPOSITION 314

Vote For 1				
	TOTAL	Polls	Early Provisional	S
Yes / Sí	3,497	352	3,137	8
No	1,837	106	1,724	7
Total Votes Cast	5,334	458	4,861	15

PROPOSITION 315

Vote For 1				
	TOTAL	Polls	Early Provisional	S
Yes / Sí	2,526	248	2,276	2
No	2,607	183	2,412	12
Total Votes Cast	5,133	431	4,688	14

PROPOSITION 411 - Marana Unified School District No. 6

Vote For 1				
	TOTAL	Polls	Early Provisional	S
Budget Increase, Yes / Aumento al Presupuesto, Sí	2,440	223	2,209	8
Budget Increase, No / Aumento al Presupuesto, No	2,819	233	2,581	5
Total Votes Cast	5,259	456	4,790	13

Summary Results Report
 General Election
 November 5, 2024

OFFICIAL RESULTS
 Summary of Votes Cast
 County of Pima

Precinct 128

Statistics	TOTAL	Polls	Early Provisional	s
Registered Voters - Total	2,327			
Ballots Cast - Total	1,998	272	1,716	10
Ballots Cast - Blank	22	8	14	0
Voter Turnout - Total	85.86%			

Presidential Electors

Vote For 1	TOTAL	Polls	Early Provisional	s
HARRIS, KAMALA D.	1,076	105	966	5
TRUMP, DONALD J.	873	159	709	5
OLIVER, CHASE	12	2	10	0
STEIN, JILL	17	1	16	0
Write-In Totals	6	3	3	0
Write-In: Ayyadurai / Ellis	0	0	0	0
Write-In: Boddie / Stoneham	0	0	0	0
Write-In: De la Cruz / Garcia	0	0	0	0
Write-In: Shelton / Serra	0	0	0	0
Write-In: Skousen / Combs	0	0	0	0
Not Assigned	6	3	3	0
Total Votes Cast	1,984	270	1,704	10

U.S. Senator

Vote For 1	TOTAL	Polls	Early Provisional	s
GALLEGO, RUBEN	1,097	105	987	5
LAKE, KARI	804	147	653	4
QUINTANA, EDUARDO	52	8	43	1
Write-In Totals	4	2	2	0
Write-In: Williams, Sarah	0	0	0	0
Write-In: Beckett, Christopher	1	1	0	0
Write-In: Sanders, Steven Cavin	0	0	0	0
Write-In: Bozic, David	0	0	0	0
Write-In: Petty, Shawn	0	0	0	0
Write-In: Rodriguez, Benjamin	0	0	0	0
Write-In: Prosser, Jannie "Jannie"	0	0	0	0
Not Assigned	3	1	2	0
Total Votes Cast	1,957	262	1,685	10

Summary Results Report
 General Election
 November 5, 2024

OFFICIAL RESULTS
 Summary of Votes Cast
 County of Pima

Precinct 128

U.S. Representative in Congress District 6

Vote For 1

	TOTAL	Polls	Early Provisional	S
ENGEL, KIRSTEN	1,033	107	921	5
CISCOMANI, JUAN	863	145	715	3
EASTWOOD, ATHENA	47	8	38	1
Write-In Totals	2	1	1	0
Write-In: Pozzolo, Luis	0	0	0	0
Not Assigned	2	1	1	0
Total Votes Cast	1,945	261	1,675	9

State Senator District 17

Vote For 1

	TOTAL	Polls	Early Provisional	S
MCLEAN, JOHN	1,091	114	973	4
LEACH, VENDEN "VINCE"	820	140	677	3
Write-In Totals	2	1	1	0
Not Assigned	2	1	1	0
Total Votes Cast	1,913	255	1,651	7

State Representative Dist. 17

Vote For 2

	TOTAL	Polls	Early Provisional	S
VOLK, KEVIN	1,077	113	960	4
JONES, RACHEL	777	120	655	2
MCGARR, CORY	699	106	590	3
Write-In Totals	7	2	5	0
Not Assigned	7	2	5	0
Total Votes Cast	2,560	341	2,210	9

Corporation Commissioner

Vote For 3

	TOTAL	Polls	Early Provisional	S
AGUILAR, YLENIA	946	86	857	3
HILL, JONATHON	936	76	856	4
POLACHECK, JOSHUA	884	73	809	2
LOPEZ, RENE	710	104	603	3
MARQUEZ PETERSON, LEA	736	103	630	3
WALDEN, RACHEL	766	118	645	3
CEASE, MIKE	60	8	52	0
LUXENBERG, NINA	79	10	68	1
Write-In Totals	4	3	1	0
Write-In: Bertone, Frank	0	0	0	0
Not Assigned	4	3	1	0
Total Votes Cast	5,121	581	4,521	19

Precinct 128

Board of Supervisors District 4

Vote For 1

	TOTAL	Polls	Early Provisional	S
BECHTOL, VANESSA	1,021	97	920	4
CHRISTY, STEPHEN W. "STEVE"	878	150	725	3
Write-In Totals	4	1	3	0
Not Assigned	4	1	3	0
Total Votes Cast	1,903	248	1,648	7

County Assessor

Vote For 1

	TOTAL	Polls	Early Provisional	S
DROUBIE, SUZANNE	1,309	158	1,144	7
Write-In Totals	63	13	49	1
Not Assigned	63	13	49	1
Total Votes Cast	1,372	171	1,193	8

County Attorney

Vote For 1

	TOTAL	Polls	Early Provisional	S
CONOVER, LAURA	1,115	117	993	5
DRUAN, HOWARD	397	75	321	1
Write-In Totals	42	6	35	1
Not Assigned	42	6	35	1
Total Votes Cast	1,554	198	1,349	7

County Recorder

Vote For 1

	TOTAL	Polls	Early Provisional	S
CÁZARES-KELLY, GABRIELLA	1,053	101	947	5
CAMPBELL-GONZALEZ, DOMINIC	806	140	663	3
Write-In Totals	2	1	1	0
Not Assigned	2	1	1	0
Total Votes Cast	1,861	242	1,611	8

County Sheriff

Vote For 1

	TOTAL	Polls	Early Provisional	S
NANOS, CHRIS	911	95	812	4
LAPPIN, HEATHER	976	152	819	5
Write-In Totals	4	1	3	0
Write-In: Di Genova, Trista	0	0	0	0
Not Assigned	4	1	3	0
Total Votes Cast	1,891	248	1,634	9

Precinct 128

County Superintendent of Schools

Vote For 1

	TOTAL	Polls	Early Provisional	S
WILLIAMS, DUSTIN	1,282	150	1,126	6
Write-In Totals	69	13	55	1
Not Assigned	69	13	55	1
Total Votes Cast	1,351	163	1,181	7

County Treasurer

Vote For 1

	TOTAL	Polls	Early Provisional	S
JOHNSON, BRIAN	975	88	882	5
ACKERLEY, CHRIS	909	156	750	3
Write-In Totals	1	1	0	0
Not Assigned	1	1	0	0
Total Votes Cast	1,885	245	1,632	8

Constable Precinct 8

Vote For 1

	TOTAL	Polls	Early Provisional	S
TOTH, CHRISTOPHER	1,017	96	917	4
LAKE, BILL	856	146	707	3
Write-In Totals	3	1	2	0
Not Assigned	3	1	2	0
Total Votes Cast	1,876	243	1,626	7

KING, KATHRYN H.

Vote For 1

	TOTAL	Polls	Early Provisional	S
Yes / Si	795	116	677	2
No	817	81	732	4
Total Votes Cast	1,612	197	1,409	6

BOLICK, CLINT

Vote For 1

	TOTAL	Polls	Early Provisional	S
Yes / Si	776	113	661	2
No	827	81	742	4
Total Votes Cast	1,603	194	1,403	6

ECKERSTROM, PETER J.

Vote For 1

	TOTAL	Polls	Early Provisional	S
Yes / Si	1,073	121	950	2
No	379	61	314	4
Total Votes Cast	1,452	182	1,264	6

Precinct 128

STARING, CHRISTOPHER P.

Vote For 1

	TOTAL	Polls	Early Provisional	S
Yes / Si	1,048	117	929	2
No	403	64	335	4
Total Votes Cast	1,451	181	1,264	6

GRIFFIN, BRENDEN J.

Vote For 1

	TOTAL	Polls	Early Provisional	S
Yes / Si	1,005	119	883	3
No	398	58	337	3
Total Votes Cast	1,403	177	1,220	6

LEE, KENNETH

Vote For 1

	TOTAL	Polls	Early Provisional	S
Yes / Si	1,020	118	900	2
No	373	56	313	4
Total Votes Cast	1,393	174	1,213	6

BRYSON, KYLE A.

Vote For 1

	TOTAL	Polls	Early Provisional	S
Yes / Si	1,039	116	921	2
No	365	60	301	4
Total Votes Cast	1,404	176	1,222	6

COHEN, GARY J.

Vote For 1

	TOTAL	Polls	Early Provisional	S
Yes / Si	1,020	113	905	2
No	376	60	312	4
Total Votes Cast	1,396	173	1,217	6

GORDON, RICHARD E.

Vote For 1

	TOTAL	Polls	Early Provisional	S
Yes / Si	1,024	113	909	2
No	374	63	307	4
Total Votes Cast	1,398	176	1,216	6

Precinct 128

BUTLER, MICHAEL J.

Vote For 1

	TOTAL	Polls	Early Provisional	S
Yes / Si	1,050	122	926	2
No	363	56	303	4
Total Votes Cast	1,413	178	1,229	6

YEHLING, WAYNE E.

Vote For 1

	TOTAL	Polls	Early Provisional	S
Yes / Si	1,020	115	903	2
No	375	58	313	4
Total Votes Cast	1,395	173	1,216	6

CONSTANT, DANIELLE J.K.

Vote For 1

	TOTAL	Polls	Early Provisional	S
Yes / Si	989	111	876	2
No	414	63	347	4
Total Votes Cast	1,403	174	1,223	6

METCALF, D. DOUGLAS

Vote For 1

	TOTAL	Polls	Early Provisional	S
Yes / Si	1,019	116	901	2
No	373	58	311	4
Total Votes Cast	1,392	174	1,212	6

MCGINLEY, CASEY F.

Vote For 1

	TOTAL	Polls	Early Provisional	S
Yes / Si	1,053	117	934	2
No	354	62	288	4
Total Votes Cast	1,407	179	1,222	6

SAKALL, GREG

Vote For 1

	TOTAL	Polls	Early Provisional	S
Yes / Si	1,013	114	897	2
No	387	62	321	4
Total Votes Cast	1,400	176	1,218	6

Precinct 128

WAGENER, JOAN L.

Vote For 1		TOTAL	Polls	Early Provisional	S
Yes / Si		1,002	112	888	2
No		404	63	337	4
Total Votes Cast		1,406	175	1,225	6

JOHNSON, KELLIE L.

Vote For 1		TOTAL	Polls	Early Provisional	S
Yes / Si		890	111	777	2
No		532	68	460	4
Total Votes Cast		1,422	179	1,237	6

ORTIZ, KIMBERLY H.

Vote For 1		TOTAL	Polls	Early Provisional	S
Yes / Si		1,021	115	904	2
No		376	57	315	4
Total Votes Cast		1,397	172	1,219	6

MCDONALD, SCOTT DAVID

Vote For 1		TOTAL	Polls	Early Provisional	S
Yes / Si		991	110	879	2
No		402	64	334	4
Total Votes Cast		1,393	174	1,213	6

ABRAMS, LISA ILKA

Vote For 1		TOTAL	Polls	Early Provisional	S
Yes / Si		1,044	119	923	2
No		358	56	298	4
Total Votes Cast		1,402	175	1,221	6

Governing Board - Tucson Unified School District (TUSD) No. 1

Vote For 3		TOTAL	Polls	Early Provisional	S
ACOSTA RUIZ, PILAR		546	74	470	2
FLORES, ESTEBAN		535	65	468	2
LUNA ROSE, NATALIE		833	67	764	2
SHAH, RAVI		714	62	651	1
SHAW, SADIE		864	90	771	3
Write-In Totals		36	14	22	0
Not Assigned		36	14	22	0
Total Votes Cast		3,528	372	3,146	10

Precinct 128

PROPOSITION 133

Vote For 1

	TOTAL	Polls	Early Provisional	S
Yes / Si	635	102	530	3
No	1,174	135	1,032	7
Total Votes Cast	1,809	237	1,562	10

PROPOSITION 134

Vote For 1

	TOTAL	Polls	Early Provisional	S
Yes / Si	657	108	547	2
No	1,159	137	1,015	7
Total Votes Cast	1,816	245	1,562	9

PROPOSITION 135

Vote For 1

	TOTAL	Polls	Early Provisional	S
Yes / Si	737	127	605	5
No	1,054	111	939	4
Total Votes Cast	1,791	238	1,544	9

PROPOSITION 136

Vote For 1

	TOTAL	Polls	Early Provisional	S
Yes / Si	551	100	447	4
No	1,227	132	1,092	3
Total Votes Cast	1,778	232	1,539	7

PROPOSITION 137

Vote For 1

	TOTAL	Polls	Early Provisional	S
Yes / Si	326	48	278	0
No	1,467	188	1,271	8
Total Votes Cast	1,793	236	1,549	8

PROPOSITION 138

Vote For 1

	TOTAL	Polls	Early Provisional	S
Yes / Si	378	60	317	1
No	1,470	187	1,276	7
Total Votes Cast	1,848	247	1,593	8

Precinct 128

PROPOSITION 139

Vote For 1

	TOTAL	Polls	Early Provisional	S
Yes / Si	1,309	149	1,151	9
No	620	107	512	1
Total Votes Cast	1,929	256	1,663	10

PROPOSITION 140

Vote For 1

	TOTAL	Polls	Early Provisional	S
Yes / Si	758	120	634	4
No	1,134	126	1,005	3
Total Votes Cast	1,892	246	1,639	7

PROPOSITION 311

Vote For 1

	TOTAL	Polls	Early Provisional	S
Yes / Si	1,142	167	969	6
No	756	81	672	3
Total Votes Cast	1,898	248	1,641	9

PROPOSITION 312

Vote For 1

	TOTAL	Polls	Early Provisional	S
Yes / Si	1,020	162	853	5
No	869	82	784	3
Total Votes Cast	1,889	244	1,637	8

PROPOSITION 313

Vote For 1

	TOTAL	Polls	Early Provisional	S
Yes / Si	1,096	164	925	7
No	746	76	668	2
Total Votes Cast	1,842	240	1,593	9

PROPOSITION 314

Vote For 1

	TOTAL	Polls	Early Provisional	S
Yes / Si	1,004	151	847	6
No	820	84	733	3
Total Votes Cast	1,824	235	1,580	9

Precinct 128

PROPOSITION 315

Vote For 1

	TOTAL	Polls	Early Provisional	S
Yes / Si	729	114	611	4
No	1,038	109	926	3
Total Votes Cast	1,767	223	1,537	7

Precinct 129

Statistics	TOTAL	Polls	Early Provisional	s
Registered Voters - Total	2,289			
Ballots Cast - Total	1,783	271	1,500	12
Ballots Cast - Blank	29	10	16	3
Voter Turnout - Total	77.89%			

Presidential Electors

Vote For 1	TOTAL	Polls	Early Provisional	s
HARRIS, KAMALA D.	1,046	114	926	6
TRUMP, DONALD J.	696	150	541	5
OLIVER, CHASE	7	2	5	0
STEIN, JILL	20	2	18	0
Write-In Totals	6	1	5	0
Write-In: Ayyadurai / Ellis	0	0	0	0
Write-In: Boddie / Stoneham	0	0	0	0
Write-In: De la Cruz / Garcia	0	0	0	0
Write-In: Shelton / Serra	0	0	0	0
Write-In: Skousen / Combs	0	0	0	0
Not Assigned	6	1	5	0
Total Votes Cast	1,775	269	1,495	11

U.S. Senator

Vote For 1	TOTAL	Polls	Early Provisional	s
GALLEGO, RUBEN	1,065	128	931	6
LAKE, KARI	613	123	486	4
QUINTANA, EDUARDO	57	9	47	1
Write-In Totals	2	0	2	0
Write-In: Williams, Sarah	0	0	0	0
Write-In: Beckett, Christopher	0	0	0	0
Write-In: Sanders, Steven Cavin	0	0	0	0
Write-In: Bozic, David	0	0	0	0
Write-In: Petty, Shawn	0	0	0	0
Write-In: Rodriguez, Benjamin	0	0	0	0
Write-In: Prosser, Jannie "Jannie"	0	0	0	0
Not Assigned	2	0	2	0
Total Votes Cast	1,737	260	1,466	11

Summary Results Report
 General Election
 November 5, 2024

OFFICIAL RESULTS
 Summary of Votes Cast
 County of Pima

Precinct 129

U.S. Representative in Congress District 6

Vote For 1

	TOTAL	Polls	Early Provisional	s
ENGEL, KIRSTEN	990	116	868	6
CISCOMANI, JUAN	656	127	524	5
EASTWOOD, ATHENA	72	15	57	0
Write-In Totals	3	0	3	0
Write-In: Pozzolo, Luis	0	0	0	0
Not Assigned	3	0	3	0
Total Votes Cast	1,721	258	1,452	11

State Senator District 18

Vote For 1

	TOTAL	Polls	Early Provisional	s
SUNDARESHAN, PRIYA	1,168	160	1,001	7
Write-In Totals	65	11	53	1
Not Assigned	65	11	53	1
Total Votes Cast	1,233	171	1,054	8

State Representative Dist. 18

Vote For 2

	TOTAL	Polls	Early Provisional	s
GUTIERREZ, NANCY	934	106	824	4
MATHIS, CHRIS	801	83	717	1
ROSENBLUM, LEONARD "LEN"	670	121	544	5
Write-In Totals	13	3	9	1
Not Assigned	13	3	9	1
Total Votes Cast	2,418	313	2,094	11

Corporation Commissioner

Vote For 3

	TOTAL	Polls	Early Provisional	s
AGUILAR, YLENIA	890	100	787	3
HILL, JONATHON	822	77	740	5
POLACHECK, JOSHUA	777	74	700	3
LOPEZ, RENE	534	85	446	3
MARQUEZ PETERSON, LEA	519	80	435	4
WALDEN, RACHEL	594	104	487	3
CEASE, MIKE	73	11	61	1
LUXENBERG, NINA	99	15	84	0
Write-In Totals	7	1	5	1
Write-In: Bertone, Frank	0	0	0	0
Not Assigned	7	1	5	1
Total Votes Cast	4,315	547	3,745	23

Precinct 129

Board of Supervisors District 2

Vote For 1

	TOTAL	Polls	Early Provisional	S
HEINZ, MATT	1,022	112	904	6
BACKER, JOHN	665	134	527	4
Write-In Totals	3	1	1	1
Not Assigned	3	1	1	1
Total Votes Cast	1,690	247	1,432	11

County Assessor

Vote For 1

	TOTAL	Polls	Early Provisional	S
DROUBIE, SUZANNE	1,199	162	1,029	8
Write-In Totals	47	7	39	1
Not Assigned	47	7	39	1
Total Votes Cast	1,246	169	1,068	9

County Attorney

Vote For 1

	TOTAL	Polls	Early Provisional	S
CONOVER, LAURA	1,054	138	910	6
DRUAN, HOWARD	298	56	240	2
Write-In Totals	26	4	21	1
Not Assigned	26	4	21	1
Total Votes Cast	1,378	198	1,171	9

County Recorder

Vote For 1

	TOTAL	Polls	Early Provisional	S
CÁZARES-KELLY, GABRIELLA	1,035	123	906	6
CAMPBELL-GONZALEZ, DOMINIC	614	114	496	4
Write-In Totals	4	1	2	1
Not Assigned	4	1	2	1
Total Votes Cast	1,653	238	1,404	11

County Sheriff

Vote For 1

	TOTAL	Polls	Early Provisional	S
NANOS, CHRIS	890	97	787	6
LAPPIN, HEATHER	777	148	624	5
Write-In Totals	8	1	7	0
Write-In: Di Genova, Trista	0	0	0	0
Not Assigned	8	1	7	0
Total Votes Cast	1,675	246	1,418	11

Precinct 129

County Superintendent of Schools

Vote For 1

	TOTAL	Polls	Early Provisional	S
WILLIAMS, DUSTIN	1,175	158	1,009	8
Write-In Totals	53	6	46	1
Not Assigned	53	6	46	1
Total Votes Cast	1,228	164	1,055	9

County Treasurer

Vote For 1

	TOTAL	Polls	Early Provisional	S
JOHNSON, BRIAN	964	106	852	6
ACKERLEY, CHRIS	700	133	563	4
Write-In Totals	6	2	3	1
Not Assigned	6	2	3	1
Total Votes Cast	1,670	241	1,418	11

Constable Precinct 8

Vote For 1

	TOTAL	Polls	Early Provisional	S
TOTH, CHRISTOPHER	978	114	858	6
LAKE, BILL	685	128	553	4
Write-In Totals	2	0	1	1
Not Assigned	2	0	1	1
Total Votes Cast	1,665	242	1,412	11

KING, KATHRYN H.

Vote For 1

	TOTAL	Polls	Early Provisional	S
Yes / Si	761	116	640	5
No	632	71	559	2
Total Votes Cast	1,393	187	1,199	7

BOLICK, CLINT

Vote For 1

	TOTAL	Polls	Early Provisional	S
Yes / Si	695	106	584	5
No	683	82	599	2
Total Votes Cast	1,378	188	1,183	7

ECKERSTROM, PETER J.

Vote For 1

	TOTAL	Polls	Early Provisional	S
Yes / Si	924	110	808	6
No	378	68	308	2
Total Votes Cast	1,302	178	1,116	8

Precinct 129

STARING, CHRISTOPHER P.

Vote For 1

	TOTAL	Polls	Early Provisional	S
Yes / Si	870	116	748	6
No	407	60	345	2
Total Votes Cast	1,277	176	1,093	8

GRIFFIN, BRENDEN J.

Vote For 1

	TOTAL	Polls	Early Provisional	S
Yes / Si	869	108	755	6
No	396	61	334	1
Total Votes Cast	1,265	169	1,089	7

LEE, KENNETH

Vote For 1

	TOTAL	Polls	Early Provisional	S
Yes / Si	884	110	768	6
No	386	61	323	2
Total Votes Cast	1,270	171	1,091	8

BRYSON, KYLE A.

Vote For 1

	TOTAL	Polls	Early Provisional	S
Yes / Si	868	107	756	5
No	393	59	331	3
Total Votes Cast	1,261	166	1,087	8

COHEN, GARY J.

Vote For 1

	TOTAL	Polls	Early Provisional	S
Yes / Si	857	106	744	7
No	406	59	346	1
Total Votes Cast	1,263	165	1,090	8

GORDON, RICHARD E.

Vote For 1

	TOTAL	Polls	Early Provisional	S
Yes / Si	871	107	758	6
No	387	61	324	2
Total Votes Cast	1,258	168	1,082	8

Precinct 129

BUTLER, MICHAEL J.

Vote For 1

	TOTAL	Polls	Early Provisional	S
Yes / Si	890	109	774	7
No	371	57	313	1
Total Votes Cast	1,261	166	1,087	8

YEHLING, WAYNE E.

Vote For 1

	TOTAL	Polls	Early Provisional	S
Yes / Si	858	106	745	7
No	399	62	336	1
Total Votes Cast	1,257	168	1,081	8

CONSTANT, DANIELLE J.K.

Vote For 1

	TOTAL	Polls	Early Provisional	S
Yes / Si	870	112	752	6
No	393	57	334	2
Total Votes Cast	1,263	169	1,086	8

METCALF, D. DOUGLAS

Vote For 1

	TOTAL	Polls	Early Provisional	S
Yes / Si	852	103	744	5
No	408	64	341	3
Total Votes Cast	1,260	167	1,085	8

MCGINLEY, CASEY F.

Vote For 1

	TOTAL	Polls	Early Provisional	S
Yes / Si	888	112	769	7
No	369	55	313	1
Total Votes Cast	1,257	167	1,082	8

SAKALL, GREG

Vote For 1

	TOTAL	Polls	Early Provisional	S
Yes / Si	864	103	754	7
No	391	62	328	1
Total Votes Cast	1,255	165	1,082	8

Precinct 129

WAGENER, JOAN L.

Vote For 1

	TOTAL	Polls	Early Provisional	s
Yes / Si	859	108	745	6
No	400	60	338	2
Total Votes Cast	1,259	168	1,083	8

JOHNSON, KELLIE L.

Vote For 1

	TOTAL	Polls	Early Provisional	s
Yes / Si	807	104	697	6
No	468	65	402	1
Total Votes Cast	1,275	169	1,099	7

ORTIZ, KIMBERLY H.

Vote For 1

	TOTAL	Polls	Early Provisional	s
Yes / Si	885	114	764	7
No	377	55	321	1
Total Votes Cast	1,262	169	1,085	8

MCDONALD, SCOTT DAVID

Vote For 1

	TOTAL	Polls	Early Provisional	s
Yes / Si	847	110	731	6
No	402	56	344	2
Total Votes Cast	1,249	166	1,075	8

ABRAMS, LISA ILKA

Vote For 1

	TOTAL	Polls	Early Provisional	s
Yes / Si	896	111	779	6
No	371	56	313	2
Total Votes Cast	1,267	167	1,092	8

Governing Board - Tucson Unified School District (TUSD) No. 1

Vote For 3

	TOTAL	Polls	Early Provisional	s
ACOSTA RUIZ, PILAR	599	78	519	2
FLORES, ESTEBAN	496	68	425	3
LUNA ROSE, NATALIE	780	97	678	5
SHAH, RAVI	473	45	428	0
SHAW, SADIE	676	68	604	4
Write-In Totals	42	7	35	0
Not Assigned	42	7	35	0
Total Votes Cast	3,066	363	2,689	14

Precinct 129

PROPOSITION 133

Vote For 1

	TOTAL	Polls	Early Provisional	S
Yes / Si	573	92	481	0
No	1,009	141	859	9
Total Votes Cast	1,582	233	1,340	9

PROPOSITION 134

Vote For 1

	TOTAL	Polls	Early Provisional	S
Yes / Si	527	87	440	0
No	1,055	141	905	9
Total Votes Cast	1,582	228	1,345	9

PROPOSITION 135

Vote For 1

	TOTAL	Polls	Early Provisional	S
Yes / Si	618	116	501	1
No	951	113	830	8
Total Votes Cast	1,569	229	1,331	9

PROPOSITION 136

Vote For 1

	TOTAL	Polls	Early Provisional	S
Yes / Si	461	78	381	2
No	1,096	144	945	7
Total Votes Cast	1,557	222	1,326	9

PROPOSITION 137

Vote For 1

	TOTAL	Polls	Early Provisional	S
Yes / Si	323	63	260	0
No	1,230	162	1,060	8
Total Votes Cast	1,553	225	1,320	8

PROPOSITION 138

Vote For 1

	TOTAL	Polls	Early Provisional	S
Yes / Si	295	49	244	2
No	1,317	189	1,120	8
Total Votes Cast	1,612	238	1,364	10

Precinct 129

PROPOSITION 139

Vote For 1		TOTAL	Polls	Early Provisional	S
Yes / Si	1,215	176	1,032	7	
No	485	80	402	3	
Total Votes Cast	1,700	256	1,434	10	

PROPOSITION 140

Vote For 1		TOTAL	Polls	Early Provisional	S
Yes / Si	806	134	667	5	
No	863	111	748	4	
Total Votes Cast	1,669	245	1,415	9	

PROPOSITION 311

Vote For 1		TOTAL	Polls	Early Provisional	S
Yes / Si	1,031	165	859	7	
No	640	82	555	3	
Total Votes Cast	1,671	247	1,414	10	

PROPOSITION 312

Vote For 1		TOTAL	Polls	Early Provisional	S
Yes / Si	894	156	733	5	
No	763	86	672	5	
Total Votes Cast	1,657	242	1,405	10	

PROPOSITION 313

Vote For 1		TOTAL	Polls	Early Provisional	S
Yes / Si	949	153	792	4	
No	649	82	562	5	
Total Votes Cast	1,598	235	1,354	9	

PROPOSITION 314

Vote For 1		TOTAL	Polls	Early Provisional	S
Yes / Si	878	144	728	6	
No	725	88	634	3	
Total Votes Cast	1,603	232	1,362	9	

Precinct 129

PROPOSITION 315

Vote For 1

	TOTAL	Polls	Early Provisional	S
Yes / Si	603	103	499	1
No	942	119	816	7
Total Votes Cast	1,545	222	1,315	8

Summary Results Report
 General Election
 November 5, 2024

OFFICIAL RESULTS
 Summary of Votes Cast
 County of Pima

Precinct 130

Statistics	TOTAL	Polls	Early Provisional	s
Registered Voters - Total	2,018			
Ballots Cast - Total	1,650	227	1,411	12
Ballots Cast - Blank	23	5	18	0
Voter Turnout - Total	81.76%			

Presidential Electors

Vote For 1	TOTAL	Polls	Early Provisional	s
HARRIS, KAMALA D.	820	68	749	3
TRUMP, DONALD J.	791	156	627	8
OLIVER, CHASE	11	1	10	0
STEIN, JILL	10	0	10	0
Write-In Totals	6	1	4	1
Write-In: Ayyadurai / Ellis	0	0	0	0
Write-In: Boddie / Stoneham	0	0	0	0
Write-In: De la Cruz / Garcia	1	0	1	0
Write-In: Shelton / Serra	0	0	0	0
Write-In: Skousen / Combs	0	0	0	0
Not Assigned	5	1	3	1
Total Votes Cast	1,638	226	1,400	12

U.S. Senator

Vote For 1	TOTAL	Polls	Early Provisional	s
GALLEGO, RUBEN	856	79	773	4
LAKE, KARI	711	141	563	7
QUINTANA, EDUARDO	43	4	38	1
Write-In Totals	4	0	4	0
Write-In: Williams, Sarah	0	0	0	0
Write-In: Beckett, Christopher	0	0	0	0
Write-In: Sanders, Steven Cavin	0	0	0	0
Write-In: Bozic, David	0	0	0	0
Write-In: Petty, Shawn	1	0	1	0
Write-In: Rodriguez, Benjamin	0	0	0	0
Write-In: Prosser, Jannie "Jannie"	0	0	0	0
Not Assigned	3	0	3	0
Total Votes Cast	1,614	224	1,378	12

Summary Results Report
 General Election
 November 5, 2024

OFFICIAL RESULTS
 Summary of Votes Cast
 County of Pima

Precinct 130

U.S. Representative in Congress District 6

Vote For 1

	TOTAL	Polls	Early Provisional	S
ENGEL, KIRSTEN	785	69	711	5
CISCOMANI, JUAN	748	141	600	7
EASTWOOD, ATHENA	55	10	45	0
Write-In Totals	0	0	0	0
Write-In: Pozzolo, Luis	0	0	0	0
Not Assigned	0	0	0	0
Total Votes Cast	1,588	220	1,356	12

State Senator District 17

Vote For 1

	TOTAL	Polls	Early Provisional	S
MCLEAN, JOHN	838	72	762	4
LEACH, VENDEN "VINCE"	744	144	593	7
Write-In Totals	0	0	0	0
Not Assigned	0	0	0	0
Total Votes Cast	1,582	216	1,355	11

State Representative Dist. 17

Vote For 2

	TOTAL	Polls	Early Provisional	S
VOLK, KEVIN	819	70	745	4
JONES, RACHEL	700	116	577	7
MCGARR, CORY	619	111	502	6
Write-In Totals	8	2	6	0
Not Assigned	8	2	6	0
Total Votes Cast	2,146	299	1,830	17

Corporation Commissioner

Vote For 3

	TOTAL	Polls	Early Provisional	S
AGUILAR, YLENIA	718	51	665	2
HILL, JONATHON	693	53	637	3
POLACHECK, JOSHUA	670	46	620	4
LOPEZ, RENE	656	100	551	5
MARQUEZ PETERSON, LEA	632	94	534	4
WALDEN, RACHEL	694	119	570	5
CEASE, MIKE	68	14	54	0
LUXENBERG, NINA	62	9	53	0
Write-In Totals	2	0	2	0
Write-In: Bertone, Frank	0	0	0	0
Not Assigned	2	0	2	0
Total Votes Cast	4,195	486	3,686	23

Precinct 130

Board of Supervisors District 4

Vote For 1

	TOTAL	Polls	Early Provisional	S
BECHTOL, VANESSA	764	65	695	4
CHRISTY, STEPHEN W. "STEVE"	801	150	644	7
Write-In Totals	1	0	1	0
Not Assigned	1	0	1	0
Total Votes Cast	1,566	215	1,340	11

County Assessor

Vote For 1

	TOTAL	Polls	Early Provisional	S
DROUBIE, SUZANNE	1,024	129	887	8
Write-In Totals	49	17	32	0
Not Assigned	49	17	32	0
Total Votes Cast	1,073	146	919	8

County Attorney

Vote For 1

	TOTAL	Polls	Early Provisional	S
CONOVER, LAURA	868	90	772	6
DRUAN, HOWARD	363	73	287	3
Write-In Totals	25	4	21	0
Not Assigned	25	4	21	0
Total Votes Cast	1,256	167	1,080	9

County Recorder

Vote For 1

	TOTAL	Polls	Early Provisional	S
CÁZARES-KELLY, GABRIELLA	798	62	731	5
CAMPBELL-GONZALEZ, DOMINIC	725	143	575	7
Write-In Totals	0	0	0	0
Not Assigned	0	0	0	0
Total Votes Cast	1,523	205	1,306	12

County Sheriff

Vote For 1

	TOTAL	Polls	Early Provisional	S
NANOS, CHRIS	706	59	642	5
LAPPIN, HEATHER	850	156	687	7
Write-In Totals	4	2	2	0
Write-In: Di Genova, Trista	1	0	1	0
Not Assigned	3	2	1	0
Total Votes Cast	1,560	217	1,331	12

Precinct 130

County Superintendent of Schools

Vote For 1

	TOTAL	Polls	Early Provisional	S
WILLIAMS, DUSTIN	1,000	128	864	8
Write-In Totals	49	13	36	0
Not Assigned	49	13	36	0
Total Votes Cast	1,049	141	900	8

County Treasurer

Vote For 1

	TOTAL	Polls	Early Provisional	S
JOHNSON, BRIAN	724	61	659	4
ACKERLEY, CHRIS	812	149	655	8
Write-In Totals	1	0	1	0
Not Assigned	1	0	1	0
Total Votes Cast	1,537	210	1,315	12

Constable Precinct 8

Vote For 1

	TOTAL	Polls	Early Provisional	S
TOTH, CHRISTOPHER	757	60	692	5
LAKE, BILL	776	147	623	6
Write-In Totals	1	0	1	0
Not Assigned	1	0	1	0
Total Votes Cast	1,534	207	1,316	11

KING, KATHRYN H.

Vote For 1

	TOTAL	Polls	Early Provisional	S
Yes / Si	698	113	580	5
No	609	55	552	2
Total Votes Cast	1,307	168	1,132	7

BOLICK, CLINT

Vote For 1

	TOTAL	Polls	Early Provisional	S
Yes / Si	664	109	550	5
No	633	56	575	2
Total Votes Cast	1,297	165	1,125	7

ECKERSTROM, PETER J.

Vote For 1

	TOTAL	Polls	Early Provisional	S
Yes / Si	850	112	732	6
No	358	49	307	2
Total Votes Cast	1,208	161	1,039	8

Precinct 130

STARING, CHRISTOPHER P.

Vote For 1

	TOTAL	Polls	Early Provisional	S
Yes / Si	837	116	716	5
No	366	43	320	3
Total Votes Cast	1,203	159	1,036	8

GRIFFIN, BRENDEN J.

Vote For 1

	TOTAL	Polls	Early Provisional	S
Yes / Si	834	106	724	4
No	346	49	294	3
Total Votes Cast	1,180	155	1,018	7

LEE, KENNETH

Vote For 1

	TOTAL	Polls	Early Provisional	S
Yes / Si	827	106	717	4
No	350	48	299	3
Total Votes Cast	1,177	154	1,016	7

BRYSON, KYLE A.

Vote For 1

	TOTAL	Polls	Early Provisional	S
Yes / Si	841	104	732	5
No	336	49	285	2
Total Votes Cast	1,177	153	1,017	7

COHEN, GARY J.

Vote For 1

	TOTAL	Polls	Early Provisional	S
Yes / Si	830	105	722	3
No	341	46	291	4
Total Votes Cast	1,171	151	1,013	7

GORDON, RICHARD E.

Vote For 1

	TOTAL	Polls	Early Provisional	S
Yes / Si	829	106	718	5
No	346	49	295	2
Total Votes Cast	1,175	155	1,013	7

Precinct 130

BUTLER, MICHAEL J.

Vote For 1

	TOTAL	Polls	Early Provisional	S
Yes / Si	846	103	740	3
No	336	49	283	4
Total Votes Cast	1,182	152	1,023	7

YEHLING, WAYNE E.

Vote For 1

	TOTAL	Polls	Early Provisional	S
Yes / Si	826	103	720	3
No	344	49	291	4
Total Votes Cast	1,170	152	1,011	7

CONSTANT, DANIELLE J.K.

Vote For 1

	TOTAL	Polls	Early Provisional	S
Yes / Si	819	105	710	4
No	354	47	304	3
Total Votes Cast	1,173	152	1,014	7

METCALF, D. DOUGLAS

Vote For 1

	TOTAL	Polls	Early Provisional	S
Yes / Si	830	103	723	4
No	346	51	291	4
Total Votes Cast	1,176	154	1,014	8

MCGINLEY, CASEY F.

Vote For 1

	TOTAL	Polls	Early Provisional	S
Yes / Si	840	103	733	4
No	327	48	276	3
Total Votes Cast	1,167	151	1,009	7

SAKALL, GREG

Vote For 1

	TOTAL	Polls	Early Provisional	S
Yes / Si	841	100	737	4
No	338	51	284	3
Total Votes Cast	1,179	151	1,021	7

Precinct 130

WAGENER, JOAN L.

Vote For 1

	TOTAL	Polls	Early Provisional	S
Yes / Si	827	100	722	5
No	341	51	288	2
Total Votes Cast	1,168	151	1,010	7

JOHNSON, KELLIE L.

Vote For 1

	TOTAL	Polls	Early Provisional	S
Yes / Si	732	107	622	3
No	455	47	404	4
Total Votes Cast	1,187	154	1,026	7

ORTIZ, KIMBERLY H.

Vote For 1

	TOTAL	Polls	Early Provisional	S
Yes / Si	832	105	723	4
No	339	47	289	3
Total Votes Cast	1,171	152	1,012	7

MCDONALD, SCOTT DAVID

Vote For 1

	TOTAL	Polls	Early Provisional	S
Yes / Si	828	102	721	5
No	344	49	293	2
Total Votes Cast	1,172	151	1,014	7

ABRAMS, LISA ILKA

Vote For 1

	TOTAL	Polls	Early Provisional	S
Yes / Si	842	105	733	4
No	339	48	287	4
Total Votes Cast	1,181	153	1,020	8

Governing Board - Tucson Unified School District (TUSD) No. 1

Vote For 3

	TOTAL	Polls	Early Provisional	S
ACOSTA RUIZ, PILAR	460	52	408	0
FLORES, ESTEBAN	494	67	425	2
LUNA ROSE, NATALIE	738	83	651	4
SHAH, RAVI	571	53	516	2
SHAW, SADIE	639	77	559	3
Write-In Totals	26	11	15	0
Not Assigned	26	11	15	0
Total Votes Cast	2,928	343	2,574	11

Precinct 130

PROPOSITION 133

Vote For 1

	TOTAL	Polls	Early Provisional	S
Yes / Si	561	104	454	3
No	911	102	803	6
Total Votes Cast	1,472	206	1,257	9

PROPOSITION 134

Vote For 1

	TOTAL	Polls	Early Provisional	S
Yes / Si	535	99	433	3
No	941	109	827	5
Total Votes Cast	1,476	208	1,260	8

PROPOSITION 135

Vote For 1

	TOTAL	Polls	Early Provisional	S
Yes / Si	649	121	523	5
No	818	82	733	3
Total Votes Cast	1,467	203	1,256	8

PROPOSITION 136

Vote For 1

	TOTAL	Polls	Early Provisional	S
Yes / Si	485	98	384	3
No	964	101	857	6
Total Votes Cast	1,449	199	1,241	9

PROPOSITION 137

Vote For 1

	TOTAL	Polls	Early Provisional	S
Yes / Si	294	55	238	1
No	1,151	145	998	8
Total Votes Cast	1,445	200	1,236	9

PROPOSITION 138

Vote For 1

	TOTAL	Polls	Early Provisional	S
Yes / Si	321	56	265	0
No	1,198	155	1,033	10
Total Votes Cast	1,519	211	1,298	10

Precinct 130

PROPOSITION 139

Vote For 1

	TOTAL	Polls	Early Provisional	S
Yes / Si	1,037	118	910	9
No	547	101	443	3
Total Votes Cast	1,584	219	1,353	12

PROPOSITION 140

Vote For 1

	TOTAL	Polls	Early Provisional	S
Yes / Si	702	95	598	9
No	848	113	734	1
Total Votes Cast	1,550	208	1,332	10

PROPOSITION 311

Vote For 1

	TOTAL	Polls	Early Provisional	S
Yes / Si	968	154	806	8
No	583	60	520	3
Total Votes Cast	1,551	214	1,326	11

PROPOSITION 312

Vote For 1

	TOTAL	Polls	Early Provisional	S
Yes / Si	892	157	729	6
No	651	52	596	3
Total Votes Cast	1,543	209	1,325	9

PROPOSITION 313

Vote For 1

	TOTAL	Polls	Early Provisional	S
Yes / Si	927	152	766	9
No	577	51	524	2
Total Votes Cast	1,504	203	1,290	11

PROPOSITION 314

Vote For 1

	TOTAL	Polls	Early Provisional	S
Yes / Si	907	155	744	8
No	592	47	543	2
Total Votes Cast	1,499	202	1,287	10

Precinct 130

PROPOSITION 315

Vote For 1

	TOTAL	Polls	Early Provisional	S
Yes / Si	649	122	522	5
No	806	71	733	2
Total Votes Cast	1,455	193	1,255	7

Precinct 131

Statistics	TOTAL	Polls	Early Provisional	s
Registered Voters - Total	2,147			
Ballots Cast - Total	1,935	155	1,773	7
Ballots Cast - Blank	22	2	20	0
Voter Turnout - Total	90.13%			

Presidential Electors

Vote For 1	TOTAL	Polls	Early Provisional	s
HARRIS, KAMALA D.	1,060	50	1,008	2
TRUMP, DONALD J.	845	101	739	5
OLIVER, CHASE	8	1	7	0
STEIN, JILL	6	1	5	0
Write-In Totals	4	0	4	0
Write-In: Ayyadurai / Ellis	0	0	0	0
Write-In: Boddie / Stoneham	0	0	0	0
Write-In: De la Cruz / Garcia	0	0	0	0
Write-In: Shelton / Serra	0	0	0	0
Write-In: Skousen / Combs	0	0	0	0
Not Assigned	4	0	4	0
Total Votes Cast	1,923	153	1,763	7

U.S. Senator

Vote For 1	TOTAL	Polls	Early Provisional	s
GALLEGO, RUBEN	1,075	55	1,018	2
LAKE, KARI	778	93	682	3
QUINTANA, EDUARDO	41	4	35	2
Write-In Totals	2	1	1	0
Write-In: Williams, Sarah	0	0	0	0
Write-In: Beckett, Christopher	0	0	0	0
Write-In: Sanders, Steven Cavin	0	0	0	0
Write-In: Bozic, David	0	0	0	0
Write-In: Petty, Shawn	0	0	0	0
Write-In: Rodriguez, Benjamin	0	0	0	0
Write-In: Prosser, Jannie "Jannie"	0	0	0	0
Not Assigned	2	1	1	0
Total Votes Cast	1,896	153	1,736	7

Precinct 131

U.S. Representative in Congress District 6

Vote For 1

	TOTAL	Polls	Early Provisional	s
ENGEL, KIRSTEN	984	48	934	2
CISCOMANI, JUAN	857	99	755	3
EASTWOOD, ATHENA	36	2	32	2
Write-In Totals	1	0	1	0
Write-In: Pozzolo, Luis	0	0	0	0
Not Assigned	1	0	1	0
Total Votes Cast	1,878	149	1,722	7

State Senator District 17

Vote For 1

	TOTAL	Polls	Early Provisional	s
MCLEAN, JOHN	1,046	52	991	3
LEACH, VENDEN "VINCE"	811	96	712	3
Write-In Totals	4	0	4	0
Not Assigned	4	0	4	0
Total Votes Cast	1,861	148	1,707	6

State Representative Dist. 17

Vote For 2

	TOTAL	Polls	Early Provisional	s
VOLK, KEVIN	1,025	50	972	3
JONES, RACHEL	736	82	652	2
MCGARR, CORY	763	83	678	2
Write-In Totals	9	0	9	0
Not Assigned	9	0	9	0
Total Votes Cast	2,533	215	2,311	7

Corporation Commissioner

Vote For 3

	TOTAL	Polls	Early Provisional	s
AGUILAR, YLENIA	891	37	852	2
HILL, JONATHON	892	34	856	2
POLACHECK, JOSHUA	860	30	828	2
LOPEZ, RENE	734	79	654	1
MARQUEZ PETERSON, LEA	755	74	679	2
WALDEN, RACHEL	800	88	709	3
CEASE, MIKE	52	5	45	2
LUXENBERG, NINA	55	6	46	3
Write-In Totals	4	0	4	0
Write-In: Bertone, Frank	0	0	0	0
Not Assigned	4	0	4	0
Total Votes Cast	5,043	353	4,673	17

Precinct 131

Board of Supervisors District 4

Vote For 1

	TOTAL	Polls	Early Provisional	S
BECHTOL, VANESSA	925	47	875	3
CHRISTY, STEPHEN W. "STEVE"	910	96	811	3
Write-In Totals	0	0	0	0
Not Assigned	0	0	0	0
Total Votes Cast	1,835	143	1,686	6

County Assessor

Vote For 1

	TOTAL	Polls	Early Provisional	S
DROUBIE, SUZANNE	1,219	72	1,143	4
Write-In Totals	49	7	42	0
Not Assigned	49	7	42	0
Total Votes Cast	1,268	79	1,185	4

County Attorney

Vote For 1

	TOTAL	Polls	Early Provisional	S
CONOVER, LAURA	1,078	57	1,017	4
DRUAN, HOWARD	341	37	303	1
Write-In Totals	29	3	26	0
Not Assigned	29	3	26	0
Total Votes Cast	1,448	97	1,346	5

County Recorder

Vote For 1

	TOTAL	Polls	Early Provisional	S
CÁZARES-KELLY, GABRIELLA	988	45	940	3
CAMPBELL-GONZALEZ, DOMINIC	794	95	695	4
Write-In Totals	1	0	1	0
Not Assigned	1	0	1	0
Total Votes Cast	1,783	140	1,636	7

County Sheriff

Vote For 1

	TOTAL	Polls	Early Provisional	S
NANOS, CHRIS	830	43	783	4
LAPPIN, HEATHER	1,006	104	899	3
Write-In Totals	5	0	5	0
Write-In: Di Genova, Trista	0	0	0	0
Not Assigned	5	0	5	0
Total Votes Cast	1,841	147	1,687	7

Precinct 131

County Superintendent of Schools

Vote For 1

	TOTAL	Polls	Early Provisional	S
WILLIAMS, DUSTIN	1,207	71	1,133	3
Write-In Totals	49	7	42	0
Not Assigned	49	7	42	0
Total Votes Cast	1,256	78	1,175	3

County Treasurer

Vote For 1

	TOTAL	Polls	Early Provisional	S
JOHNSON, BRIAN	901	40	858	3
ACKERLEY, CHRIS	912	101	807	4
Write-In Totals	1	0	1	0
Not Assigned	1	0	1	0
Total Votes Cast	1,814	141	1,666	7

Constable Precinct 8

Vote For 1

	TOTAL	Polls	Early Provisional	S
TOTH, CHRISTOPHER	921	43	875	3
LAKE, BILL	877	97	777	3
Write-In Totals	1	0	1	0
Not Assigned	1	0	1	0
Total Votes Cast	1,799	140	1,653	6

KING, KATHRYN H.

Vote For 1

	TOTAL	Polls	Early Provisional	S
Yes / Si	829	74	754	1
No	704	32	670	2
Total Votes Cast	1,533	106	1,424	3

BOLICK, CLINT

Vote For 1

	TOTAL	Polls	Early Provisional	S
Yes / Si	793	70	722	1
No	726	36	688	2
Total Votes Cast	1,519	106	1,410	3

ECKERSTROM, PETER J.

Vote For 1

	TOTAL	Polls	Early Provisional	S
Yes / Si	1,090	72	1,017	1
No	286	24	260	2
Total Votes Cast	1,376	96	1,277	3

Precinct 131

STARING, CHRISTOPHER P.

Vote For 1

	TOTAL	Polls	Early Provisional	S
Yes / Si	1,085	74	1,010	1
No	290	24	265	1
Total Votes Cast	1,375	98	1,275	2

GRIFFIN, BRENDEN J.

Vote For 1

	TOTAL	Polls	Early Provisional	S
Yes / Si	1,018	70	946	2
No	309	23	285	1
Total Votes Cast	1,327	93	1,231	3

LEE, KENNETH

Vote For 1

	TOTAL	Polls	Early Provisional	S
Yes / Si	1,048	68	979	1
No	287	24	261	2
Total Votes Cast	1,335	92	1,240	3

BRYSON, KYLE A.

Vote For 1

	TOTAL	Polls	Early Provisional	S
Yes / Si	1,044	68	975	1
No	283	23	258	2
Total Votes Cast	1,327	91	1,233	3

COHEN, GARY J.

Vote For 1

	TOTAL	Polls	Early Provisional	S
Yes / Si	1,028	71	955	2
No	293	22	270	1
Total Votes Cast	1,321	93	1,225	3

GORDON, RICHARD E.

Vote For 1

	TOTAL	Polls	Early Provisional	S
Yes / Si	1,045	71	972	2
No	276	22	253	1
Total Votes Cast	1,321	93	1,225	3

Precinct 131

BUTLER, MICHAEL J.

Vote For 1

	TOTAL	Polls	Early Provisional	S
Yes / Si	1,047	67	979	1
No	282	26	254	2
Total Votes Cast	1,329	93	1,233	3

YEHLING, WAYNE E.

Vote For 1

	TOTAL	Polls	Early Provisional	S
Yes / Si	1,034	68	964	2
No	288	24	263	1
Total Votes Cast	1,322	92	1,227	3

CONSTANT, DANIELLE J.K.

Vote For 1

	TOTAL	Polls	Early Provisional	S
Yes / Si	995	64	929	2
No	323	28	294	1
Total Votes Cast	1,318	92	1,223	3

METCALF, D. DOUGLAS

Vote For 1

	TOTAL	Polls	Early Provisional	S
Yes / Si	1,034	66	966	2
No	294	26	267	1
Total Votes Cast	1,328	92	1,233	3

MCGINLEY, CASEY F.

Vote For 1

	TOTAL	Polls	Early Provisional	S
Yes / Si	1,060	67	991	2
No	270	23	246	1
Total Votes Cast	1,330	90	1,237	3

SAKALL, GREG

Vote For 1

	TOTAL	Polls	Early Provisional	S
Yes / Si	1,043	69	972	2
No	288	23	264	1
Total Votes Cast	1,331	92	1,236	3

Precinct 131

WAGENER, JOAN L.

Vote For 1		TOTAL	Polls	Early Provisional	S
Yes / Si	1,031	69	960	2	
No	295	23	271	1	
Total Votes Cast	1,326	92	1,231	3	

JOHNSON, KELLIE L.

Vote For 1		TOTAL	Polls	Early Provisional	S
Yes / Si	919	65	852	2	
No	431	27	403	1	
Total Votes Cast	1,350	92	1,255	3	

ORTIZ, KIMBERLY H.

Vote For 1		TOTAL	Polls	Early Provisional	S
Yes / Si	1,051	70	979	2	
No	273	21	251	1	
Total Votes Cast	1,324	91	1,230	3	

MCDONALD, SCOTT DAVID

Vote For 1		TOTAL	Polls	Early Provisional	S
Yes / Si	1,032	67	963	2	
No	291	24	266	1	
Total Votes Cast	1,323	91	1,229	3	

ABRAMS, LISA ILKA

Vote For 1		TOTAL	Polls	Early Provisional	S
Yes / Si	1,041	67	972	2	
No	285	24	260	1	
Total Votes Cast	1,326	91	1,232	3	

Governing Board - Tucson Unified School District (TUSD) No. 1

Vote For 3		TOTAL	Polls	Early Provisional	S
ACOSTA RUIZ, PILAR	494	38	454	2	
FLORES, ESTEBAN	490	38	452	0	
LUNA ROSE, NATALIE	901	54	844	3	
SHAH, RAVI	747	41	705	1	
SHAW, SADIE	841	39	798	4	
Write-In Totals	23	2	20	1	
Not Assigned	23	2	20	1	
Total Votes Cast	3,496	212	3,273	11	

Precinct 131

PROPOSITION 133

Vote For 1

	TOTAL	Polls	Early Provisional	S
Yes / Si	595	76	514	5
No	1,143	67	1,074	2
Total Votes Cast	1,738	143	1,588	7

PROPOSITION 134

Vote For 1

	TOTAL	Polls	Early Provisional	S
Yes / Si	566	64	498	4
No	1,173	74	1,096	3
Total Votes Cast	1,739	138	1,594	7

PROPOSITION 135

Vote For 1

	TOTAL	Polls	Early Provisional	S
Yes / Si	660	87	569	4
No	1,063	52	1,008	3
Total Votes Cast	1,723	139	1,577	7

PROPOSITION 136

Vote For 1

	TOTAL	Polls	Early Provisional	S
Yes / Si	517	59	453	5
No	1,195	72	1,121	2
Total Votes Cast	1,712	131	1,574	7

PROPOSITION 137

Vote For 1

	TOTAL	Polls	Early Provisional	S
Yes / Si	290	38	249	3
No	1,418	101	1,314	3
Total Votes Cast	1,708	139	1,563	6

PROPOSITION 138

Vote For 1

	TOTAL	Polls	Early Provisional	S
Yes / Si	377	36	339	2
No	1,395	106	1,284	5
Total Votes Cast	1,772	142	1,623	7

Precinct 131

PROPOSITION 139

Vote For 1

	TOTAL	Polls	Early Provisional	S
Yes / Si	1,264	81	1,177	6
No	608	66	541	1
Total Votes Cast	1,872	147	1,718	7

PROPOSITION 140

Vote For 1

	TOTAL	Polls	Early Provisional	S
Yes / Si	696	59	631	6
No	1,144	85	1,058	1
Total Votes Cast	1,840	144	1,689	7

PROPOSITION 311

Vote For 1

	TOTAL	Polls	Early Provisional	S
Yes / Si	1,090	99	986	5
No	748	43	703	2
Total Votes Cast	1,838	142	1,689	7

PROPOSITION 312

Vote For 1

	TOTAL	Polls	Early Provisional	S
Yes / Si	962	102	854	6
No	862	40	821	1
Total Votes Cast	1,824	142	1,675	7

PROPOSITION 313

Vote For 1

	TOTAL	Polls	Early Provisional	S
Yes / Si	974	96	872	6
No	795	42	752	1
Total Votes Cast	1,769	138	1,624	7

PROPOSITION 314

Vote For 1

	TOTAL	Polls	Early Provisional	S
Yes / Si	975	98	870	7
No	796	39	757	0
Total Votes Cast	1,771	137	1,627	7

Precinct 131

PROPOSITION 315

Vote For 1

	TOTAL	Polls	Early Provisional	S
Yes / Si	685	73	609	3
No	1,032	57	971	4
Total Votes Cast	1,717	130	1,580	7

Summary Results Report
 General Election
 November 5, 2024

OFFICIAL RESULTS
 Summary of Votes Cast
 County of Pima

Precinct 132

Statistics	TOTAL	Polls	Early Provisional	s
Registered Voters - Total	1,448			
Ballots Cast - Total	1,166	174	986	6
Ballots Cast - Blank	17	5	12	0
Voter Turnout - Total	80.52%			

Presidential Electors

Vote For 1	TOTAL	Polls	Early Provisional	s
HARRIS, KAMALA D.	589	60	528	1
TRUMP, DONALD J.	549	111	433	5
OLIVER, CHASE	6	1	5	0
STEIN, JILL	9	2	7	0
Write-In Totals	7	0	7	0
Write-In: Ayyadurai / Ellis	1	0	1	0
Write-In: Boddie / Stoneham	0	0	0	0
Write-In: De la Cruz / Garcia	1	0	1	0
Write-In: Shelton / Serra	0	0	0	0
Write-In: Skousen / Combs	0	0	0	0
Not Assigned	5	0	5	0
Total Votes Cast	1,160	174	980	6

U.S. Senator

Vote For 1	TOTAL	Polls	Early Provisional	s
GALLEGO, RUBEN	613	70	542	1
LAKE, KARI	493	99	389	5
QUINTANA, EDUARDO	35	3	32	0
Write-In Totals	1	0	1	0
Write-In: Williams, Sarah	0	0	0	0
Write-In: Beckett, Christopher	0	0	0	0
Write-In: Sanders, Steven Cavin	0	0	0	0
Write-In: Bozic, David	0	0	0	0
Write-In: Petty, Shawn	0	0	0	0
Write-In: Rodriguez, Benjamin	0	0	0	0
Write-In: Prosser, Jannie "Jannie"	0	0	0	0
Not Assigned	1	0	1	0
Total Votes Cast	1,142	172	964	6

Summary Results Report
 General Election
 November 5, 2024

OFFICIAL RESULTS
 Summary of Votes Cast
 County of Pima

Precinct 132

U.S. Representative in Congress District 6

Vote For 1

	TOTAL	Polls	Early Provisional	S
ENGEL, KIRSTEN	560	59	500	1
CISCOMANI, JUAN	524	102	418	4
EASTWOOD, ATHENA	38	4	34	0
Write-In Totals	2	0	2	0
Write-In: Pozzolo, Luis	0	0	0	0
Not Assigned	2	0	2	0
Total Votes Cast	1,124	165	954	5

State Senator District 17

Vote For 1

	TOTAL	Polls	Early Provisional	S
MCLEAN, JOHN	596	60	535	1
LEACH, VENDEN "VINCE"	509	100	406	3
Write-In Totals	4	0	4	0
Not Assigned	4	0	4	0
Total Votes Cast	1,109	160	945	4

State Representative Dist. 17

Vote For 2

	TOTAL	Polls	Early Provisional	S
VOLK, KEVIN	596	61	534	1
JONES, RACHEL	423	64	357	2
MCGARR, CORY	458	80	376	2
Write-In Totals	6	0	6	0
Not Assigned	6	0	6	0
Total Votes Cast	1,483	205	1,273	5

Corporation Commissioner

Vote For 3

	TOTAL	Polls	Early Provisional	S
AGUILAR, YLENIA	513	49	463	1
HILL, JONATHON	510	49	460	1
POLACHECK, JOSHUA	474	42	431	1
LOPEZ, RENE	434	77	354	3
MARQUEZ PETERSON, LEA	426	67	358	1
WALDEN, RACHEL	458	73	383	2
CEASE, MIKE	45	5	39	1
LUXENBERG, NINA	51	4	47	0
Write-In Totals	4	0	4	0
Write-In: Bertone, Frank	0	0	0	0
Not Assigned	4	0	4	0
Total Votes Cast	2,915	366	2,539	10

Precinct 132

Board of Supervisors District 4

Vote For 1

	TOTAL	Polls	Early Provisional	S
BECHTOL, VANESSA	556	60	495	1
CHRISTY, STEPHEN W. "STEVE"	542	102	437	3
Write-In Totals	4	1	3	0
Not Assigned	4	1	3	0
Total Votes Cast	1,102	163	935	4

County Assessor

Vote For 1

	TOTAL	Polls	Early Provisional	S
DROUBIE, SUZANNE	781	97	679	5
Write-In Totals	44	12	32	0
Not Assigned	44	12	32	0
Total Votes Cast	825	109	711	5

County Attorney

Vote For 1

	TOTAL	Polls	Early Provisional	S
CONOVER, LAURA	629	74	553	2
DRUAN, HOWARD	268	54	211	3
Write-In Totals	21	3	18	0
Not Assigned	21	3	18	0
Total Votes Cast	918	131	782	5

County Recorder

Vote For 1

	TOTAL	Polls	Early Provisional	S
CÁZARES-KELLY, GABRIELLA	584	58	525	1
CAMPBELL-GONZALEZ, DOMINIC	500	101	395	4
Write-In Totals	4	0	4	0
Not Assigned	4	0	4	0
Total Votes Cast	1,088	159	924	5

County Sheriff

Vote For 1

	TOTAL	Polls	Early Provisional	S
NANOS, CHRIS	528	60	467	1
LAPPIN, HEATHER	586	106	476	4
Write-In Totals	7	1	6	0
Write-In: Di Genova, Trista	0	0	0	0
Not Assigned	7	1	6	0
Total Votes Cast	1,121	167	949	5

Precinct 132

County Superintendent of Schools

Vote For 1

	TOTAL	Polls	Early Provisional	S
WILLIAMS, DUSTIN	769	92	674	3
Write-In Totals	40	10	30	0
Not Assigned	40	10	30	0
Total Votes Cast	809	102	704	3

County Treasurer

Vote For 1

	TOTAL	Polls	Early Provisional	S
JOHNSON, BRIAN	546	53	493	0
ACKERLEY, CHRIS	549	105	440	4
Write-In Totals	4	0	4	0
Not Assigned	4	0	4	0
Total Votes Cast	1,099	158	937	4

Constable Precinct 8

Vote For 1

	TOTAL	Polls	Early Provisional	S
TOTH, CHRISTOPHER	556	54	501	1
LAKE, BILL	532	104	426	2
Write-In Totals	4	0	4	0
Not Assigned	4	0	4	0
Total Votes Cast	1,092	158	931	3

KING, KATHRYN H.

Vote For 1

	TOTAL	Polls	Early Provisional	S
Yes / Si	529	73	454	2
No	388	46	340	2
Total Votes Cast	917	119	794	4

BOLICK, CLINT

Vote For 1

	TOTAL	Polls	Early Provisional	S
Yes / Si	513	69	441	3
No	397	50	346	1
Total Votes Cast	910	119	787	4

ECKERSTROM, PETER J.

Vote For 1

	TOTAL	Polls	Early Provisional	S
Yes / Si	649	74	574	1
No	215	39	173	3
Total Votes Cast	864	113	747	4

Precinct 132

STARING, CHRISTOPHER P.

Vote For 1

	TOTAL	Polls	Early Provisional	S
Yes / Si	613	70	540	3
No	243	42	200	1
Total Votes Cast	856	112	740	4

GRIFFIN, BRENDEN J.

Vote For 1

	TOTAL	Polls	Early Provisional	S
Yes / Si	597	66	529	2
No	239	42	195	2
Total Votes Cast	836	108	724	4

LEE, KENNETH

Vote For 1

	TOTAL	Polls	Early Provisional	S
Yes / Si	602	66	534	2
No	223	41	180	2
Total Votes Cast	825	107	714	4

BRYSON, KYLE A.

Vote For 1

	TOTAL	Polls	Early Provisional	S
Yes / Si	597	68	527	2
No	224	37	185	2
Total Votes Cast	821	105	712	4

COHEN, GARY J.

Vote For 1

	TOTAL	Polls	Early Provisional	S
Yes / Si	591	61	528	2
No	228	41	185	2
Total Votes Cast	819	102	713	4

GORDON, RICHARD E.

Vote For 1

	TOTAL	Polls	Early Provisional	S
Yes / Si	608	67	539	2
No	213	38	173	2
Total Votes Cast	821	105	712	4

Precinct 132

BUTLER, MICHAEL J.

Vote For 1

	TOTAL	Polls	Early Provisional	S
Yes / Si	609	66	541	2
No	222	39	181	2
Total Votes Cast	831	105	722	4

YEHLING, WAYNE E.

Vote For 1

	TOTAL	Polls	Early Provisional	S
Yes / Si	606	64	540	2
No	223	41	180	2
Total Votes Cast	829	105	720	4

CONSTANT, DANIELLE J.K.

Vote For 1

	TOTAL	Polls	Early Provisional	S
Yes / Si	579	66	511	2
No	242	36	204	2
Total Votes Cast	821	102	715	4

METCALF, D. DOUGLAS

Vote For 1

	TOTAL	Polls	Early Provisional	S
Yes / Si	598	67	529	2
No	228	36	190	2
Total Votes Cast	826	103	719	4

MCGINLEY, CASEY F.

Vote For 1

	TOTAL	Polls	Early Provisional	S
Yes / Si	617	72	543	2
No	201	31	168	2
Total Votes Cast	818	103	711	4

SAKALL, GREG

Vote For 1

	TOTAL	Polls	Early Provisional	S
Yes / Si	592	64	526	2
No	228	39	187	2
Total Votes Cast	820	103	713	4

Precinct 132

WAGENER, JOAN L.

Vote For 1

	TOTAL	Polls	Early Provisional	S
Yes / Si	594	63	529	2
No	233	42	189	2
Total Votes Cast	827	105	718	4

JOHNSON, KELLIE L.

Vote For 1

	TOTAL	Polls	Early Provisional	S
Yes / Si	524	65	457	2
No	305	41	262	2
Total Votes Cast	829	106	719	4

ORTIZ, KIMBERLY H.

Vote For 1

	TOTAL	Polls	Early Provisional	S
Yes / Si	610	69	539	2
No	209	37	170	2
Total Votes Cast	819	106	709	4

MCDONALD, SCOTT DAVID

Vote For 1

	TOTAL	Polls	Early Provisional	S
Yes / Si	599	62	535	2
No	222	40	180	2
Total Votes Cast	821	102	715	4

ABRAMS, LISA ILKA

Vote For 1

	TOTAL	Polls	Early Provisional	S
Yes / Si	608	69	537	2
No	221	38	181	2
Total Votes Cast	829	107	718	4

Governing Board - Tucson Unified School District (TUSD) No. 1

Vote For 3

	TOTAL	Polls	Early Provisional	S
ACOSTA RUIZ, PILAR	357	40	317	0
FLORES, ESTEBAN	268	43	223	2
LUNA ROSE, NATALIE	507	45	461	1
SHAH, RAVI	411	48	362	1
SHAW, SADIE	487	51	435	1
Write-In Totals	21	0	21	0
Not Assigned	21	0	21	0
Total Votes Cast	2,051	227	1,819	5

Precinct 132

PROPOSITION 133

Vote For 1

	TOTAL	Polls	Early Provisional	S
Yes / Si	426	78	346	2
No	617	74	540	3
Total Votes Cast	1,043	152	886	5

PROPOSITION 134

Vote For 1

	TOTAL	Polls	Early Provisional	S
Yes / Si	388	73	313	2
No	661	80	578	3
Total Votes Cast	1,049	153	891	5

PROPOSITION 135

Vote For 1

	TOTAL	Polls	Early Provisional	S
Yes / Si	458	82	375	1
No	569	66	499	4
Total Votes Cast	1,027	148	874	5

PROPOSITION 136

Vote For 1

	TOTAL	Polls	Early Provisional	S
Yes / Si	339	76	261	2
No	686	73	610	3
Total Votes Cast	1,025	149	871	5

PROPOSITION 137

Vote For 1

	TOTAL	Polls	Early Provisional	S
Yes / Si	207	46	160	1
No	823	103	716	4
Total Votes Cast	1,030	149	876	5

PROPOSITION 138

Vote For 1

	TOTAL	Polls	Early Provisional	S
Yes / Si	236	39	196	1
No	835	122	709	4
Total Votes Cast	1,071	161	905	5

Precinct 132

PROPOSITION 139

Vote For 1

	TOTAL	Polls	Early Provisional	S
Yes / Si	773	102	668	3
No	352	66	283	3
Total Votes Cast	1,125	168	951	6

PROPOSITION 140

Vote For 1

	TOTAL	Polls	Early Provisional	S
Yes / Si	492	74	417	1
No	600	85	510	5
Total Votes Cast	1,092	159	927	6

PROPOSITION 311

Vote For 1

	TOTAL	Polls	Early Provisional	S
Yes / Si	732	122	605	5
No	369	40	328	1
Total Votes Cast	1,101	162	933	6

PROPOSITION 312

Vote For 1

	TOTAL	Polls	Early Provisional	S
Yes / Si	656	115	537	4
No	426	43	382	1
Total Votes Cast	1,082	158	919	5

PROPOSITION 313

Vote For 1

	TOTAL	Polls	Early Provisional	S
Yes / Si	696	121	571	4
No	370	34	334	2
Total Votes Cast	1,066	155	905	6

PROPOSITION 314

Vote For 1

	TOTAL	Polls	Early Provisional	S
Yes / Si	676	117	554	5
No	382	37	344	1
Total Votes Cast	1,058	154	898	6

Precinct 132

PROPOSITION 315

Vote For 1

	TOTAL	Polls	Early Provisional	S
Yes / Si	440	85	353	2
No	571	57	511	3
Total Votes Cast	1,011	142	864	5

Summary Results Report
 General Election
 November 5, 2024

OFFICIAL RESULTS
 Summary of Votes Cast
 County of Pima

Precinct 133

Statistics	TOTAL	Polls	Early Provisional	s
Registered Voters - Total	3,965			
Ballots Cast - Total	3,071	409	2,629	33
Ballots Cast - Blank	47	19	28	0
Voter Turnout - Total	77.45%			

Presidential Electors

Vote For 1	TOTAL	Polls	Early Provisional	s
HARRIS, KAMALA D.	1,637	136	1,487	14
TRUMP, DONALD J.	1,365	262	1,085	18
OLIVER, CHASE	19	3	16	0
STEIN, JILL	30	3	26	1
Write-In Totals	8	2	6	0
Write-In: Ayyadurai / Ellis	0	0	0	0
Write-In: Boddie / Stoneham	0	0	0	0
Write-In: De la Cruz / Garcia	0	0	0	0
Write-In: Shelton / Serra	0	0	0	0
Write-In: Skousen / Combs	0	0	0	0
Not Assigned	8	2	6	0
Total Votes Cast	3,059	406	2,620	33

U.S. Senator

Vote For 1	TOTAL	Polls	Early Provisional	s
GALLEGO, RUBEN	1,648	146	1,486	16
LAKE, KARI	1,223	230	980	13
QUINTANA, EDUARDO	119	23	93	3
Write-In Totals	1	1	0	0
Write-In: Williams, Sarah	0	0	0	0
Write-In: Beckett, Christopher	0	0	0	0
Write-In: Sanders, Steven Cavin	0	0	0	0
Write-In: Bozic, David	0	0	0	0
Write-In: Petty, Shawn	0	0	0	0
Write-In: Rodriguez, Benjamin	0	0	0	0
Write-In: Prosser, Jannie "Jannie"	0	0	0	0
Not Assigned	1	1	0	0
Total Votes Cast	2,991	400	2,559	32

Summary Results Report
 General Election
 November 5, 2024

OFFICIAL RESULTS
 Summary of Votes Cast
 County of Pima

Precinct 133

U.S. Representative in Congress District 6

Vote For 1

	TOTAL	Polls	Early Provisional	s
ENGEL, KIRSTEN	1,524	125	1,384	15
CISCOMANI, JUAN	1,291	239	1,040	12
EASTWOOD, ATHENA	150	21	125	4
Write-In Totals	7	4	3	0
Write-In: Pozzolo, Luis	0	0	0	0
Not Assigned	7	4	3	0
Total Votes Cast	2,972	389	2,552	31

State Senator District 18

Vote For 1

	TOTAL	Polls	Early Provisional	s
SUNDARESHAN, PRIYA	1,936	220	1,696	20
Write-In Totals	125	24	101	0
Not Assigned	125	24	101	0
Total Votes Cast	2,061	244	1,797	20

State Representative Dist. 18

Vote For 2

	TOTAL	Polls	Early Provisional	s
GUTIERREZ, NANCY	1,501	130	1,357	14
MATHIS, CHRIS	1,195	88	1,099	8
ROSENBLUM, LEONARD "LEN"	1,301	229	1,058	14
Write-In Totals	24	4	20	0
Not Assigned	24	4	20	0
Total Votes Cast	4,021	451	3,534	36

Corporation Commissioner

Vote For 3

	TOTAL	Polls	Early Provisional	s
AGUILAR, YLENIA	1,417	118	1,291	8
HILL, JONATHON	1,298	84	1,205	9
POLACHECK, JOSHUA	1,227	73	1,143	11
LOPEZ, RENE	1,064	161	893	10
MARQUEZ PETERSON, LEA	1,042	128	906	8
WALDEN, RACHEL	1,098	161	927	10
CEASE, MIKE	139	26	109	4
LUXENBERG, NINA	126	19	106	1
Write-In Totals	3	1	2	0
Write-In: Bertone, Frank	0	0	0	0
Not Assigned	3	1	2	0
Total Votes Cast	7,414	771	6,582	61

Precinct 133

Board of Supervisors District 4

Vote For 1

	TOTAL	Polls	Early Provisional	S
BECHTOL, VANESSA	1,505	135	1,361	9
CHRISTY, STEPHEN W. "STEVE"	1,380	237	1,127	16
Write-In Totals	2	2	0	0
Not Assigned	2	2	0	0
Total Votes Cast	2,887	374	2,488	25

County Assessor

Vote For 1

	TOTAL	Polls	Early Provisional	S
DROUBIE, SUZANNE	1,988	222	1,746	20
Write-In Totals	109	21	88	0
Not Assigned	109	21	88	0
Total Votes Cast	2,097	243	1,834	20

County Attorney

Vote For 1

	TOTAL	Polls	Early Provisional	S
CONOVER, LAURA	1,672	167	1,492	13
DRUAN, HOWARD	615	118	486	11
Write-In Totals	55	5	50	0
Not Assigned	55	5	50	0
Total Votes Cast	2,342	290	2,028	24

County Recorder

Vote For 1

	TOTAL	Polls	Early Provisional	S
CÁZARES-KELLY, GABRIELLA	1,580	130	1,438	12
CAMPBELL-GONZALEZ, DOMINIC	1,257	234	1,005	18
Write-In Totals	3	1	2	0
Not Assigned	3	1	2	0
Total Votes Cast	2,840	365	2,445	30

County Sheriff

Vote For 1

	TOTAL	Polls	Early Provisional	S
NANOS, CHRIS	1,417	128	1,279	10
LAPPIN, HEATHER	1,489	255	1,215	19
Write-In Totals	7	0	7	0
Write-In: Di Genova, Trista	1	0	1	0
Not Assigned	6	0	6	0
Total Votes Cast	2,913	383	2,501	29

Precinct 133

County Superintendent of Schools

Vote For 1

	TOTAL	Polls	Early Provisional	S
WILLIAMS, DUSTIN	1,966	221	1,725	20
Write-In Totals	109	21	88	0
Not Assigned	109	21	88	0
Total Votes Cast	2,075	242	1,813	20

County Treasurer

Vote For 1

	TOTAL	Polls	Early Provisional	S
JOHNSON, BRIAN	1,471	123	1,337	11
ACKERLEY, CHRIS	1,406	245	1,143	18
Write-In Totals	3	1	2	0
Not Assigned	3	1	2	0
Total Votes Cast	2,880	369	2,482	29

Justice of the Peace Precinct 2

Vote For 1

	TOTAL	Polls	Early Provisional	S
CORNEJO, ERICA	1,977	231	1,733	13
Write-In Totals	111	21	90	0
Not Assigned	111	21	90	0
Total Votes Cast	2,088	252	1,823	13

KING, KATHRYN H.

Vote For 1

	TOTAL	Polls	Early Provisional	S
Yes / Si	1,413	200	1,198	15
No	1,051	115	927	9
Total Votes Cast	2,464	315	2,125	24

BOLICK, CLINT

Vote For 1

	TOTAL	Polls	Early Provisional	S
Yes / Si	1,327	183	1,132	12
No	1,105	124	970	11
Total Votes Cast	2,432	307	2,102	23

ECKERSTROM, PETER J.

Vote For 1

	TOTAL	Polls	Early Provisional	S
Yes / Si	1,700	205	1,486	9
No	619	99	509	11
Total Votes Cast	2,319	304	1,995	20

Precinct 133

STARING, CHRISTOPHER P.

Vote For 1

	TOTAL	Polls	Early Provisional	S
Yes / Si	1,616	204	1,401	11
No	673	93	569	11
Total Votes Cast	2,289	297	1,970	22

GRIFFIN, BRENDEN J.

Vote For 1

	TOTAL	Polls	Early Provisional	S
Yes / Si	1,599	196	1,394	9
No	661	98	552	11
Total Votes Cast	2,260	294	1,946	20

LEE, KENNETH

Vote For 1

	TOTAL	Polls	Early Provisional	S
Yes / Si	1,642	203	1,431	8
No	614	92	510	12
Total Votes Cast	2,256	295	1,941	20

BRYSON, KYLE A.

Vote For 1

	TOTAL	Polls	Early Provisional	S
Yes / Si	1,641	195	1,436	10
No	603	92	501	10
Total Votes Cast	2,244	287	1,937	20

COHEN, GARY J.

Vote For 1

	TOTAL	Polls	Early Provisional	S
Yes / Si	1,585	199	1,377	9
No	650	89	550	11
Total Votes Cast	2,235	288	1,927	20

GORDON, RICHARD E.

Vote For 1

	TOTAL	Polls	Early Provisional	S
Yes / Si	1,615	198	1,407	10
No	632	93	529	10
Total Votes Cast	2,247	291	1,936	20

Precinct 133

BUTLER, MICHAEL J.

Vote For 1

	TOTAL	Polls	Early Provisional	S
Yes / Si	1,632	194	1,428	10
No	620	97	512	11
Total Votes Cast	2,252	291	1,940	21

YEHLING, WAYNE E.

Vote For 1

	TOTAL	Polls	Early Provisional	S
Yes / Si	1,592	192	1,391	9
No	648	100	537	11
Total Votes Cast	2,240	292	1,928	20

CONSTANT, DANIELLE J.K.

Vote For 1

	TOTAL	Polls	Early Provisional	S
Yes / Si	1,586	202	1,375	9
No	653	90	552	11
Total Votes Cast	2,239	292	1,927	20

METCALF, D. DOUGLAS

Vote For 1

	TOTAL	Polls	Early Provisional	S
Yes / Si	1,595	204	1,382	9
No	648	89	548	11
Total Votes Cast	2,243	293	1,930	20

MCGINLEY, CASEY F.

Vote For 1

	TOTAL	Polls	Early Provisional	S
Yes / Si	1,628	199	1,419	10
No	611	93	508	10
Total Votes Cast	2,239	292	1,927	20

SAKALL, GREG

Vote For 1

	TOTAL	Polls	Early Provisional	S
Yes / Si	1,587	199	1,379	9
No	657	92	554	11
Total Votes Cast	2,244	291	1,933	20

Precinct 133

WAGENER, JOAN L.

Vote For 1		TOTAL	Polls	Early Provisional	S
Yes / Si	1,600	196	1,395	9	
No	649	96	542	11	
Total Votes Cast	2,249	292	1,937	20	

JOHNSON, KELLIE L.

Vote For 1		TOTAL	Polls	Early Provisional	S
Yes / Si	1,511	199	1,302	10	
No	749	94	645	10	
Total Votes Cast	2,260	293	1,947	20	

ORTIZ, KIMBERLY H.

Vote For 1		TOTAL	Polls	Early Provisional	S
Yes / Si	1,641	211	1,418	12	
No	610	82	520	8	
Total Votes Cast	2,251	293	1,938	20	

MCDONALD, SCOTT DAVID

Vote For 1		TOTAL	Polls	Early Provisional	S
Yes / Si	1,585	202	1,374	9	
No	652	86	555	11	
Total Votes Cast	2,237	288	1,929	20	

ABRAMS, LISA ILKA

Vote For 1		TOTAL	Polls	Early Provisional	S
Yes / Si	1,625	208	1,407	10	
No	631	85	536	10	
Total Votes Cast	2,256	293	1,943	20	

Governing Board - Tucson Unified School District (TUSD) No. 1

Vote For 3		TOTAL	Polls	Early Provisional	S
ACOSTA RUIZ, PILAR	931	114	814	3	
FLORES, ESTEBAN	905	125	773	7	
LUNA ROSE, NATALIE	1,243	120	1,113	10	
SHAH, RAVI	880	67	810	3	
SHAW, SADIE	1,368	128	1,231	9	
Write-In Totals	64	2	62	0	
Not Assigned	64	2	62	0	
Total Votes Cast	5,391	556	4,803	32	

Precinct 133

PROPOSITION 133

Vote For 1

	TOTAL	Polls	Early Provisional	S
Yes / Si	1,079	177	891	11
No	1,647	181	1,449	17
Total Votes Cast	2,726	358	2,340	28

PROPOSITION 134

Vote For 1

	TOTAL	Polls	Early Provisional	S
Yes / Si	1,019	168	845	6
No	1,700	189	1,490	21
Total Votes Cast	2,719	357	2,335	27

PROPOSITION 135

Vote For 1

	TOTAL	Polls	Early Provisional	S
Yes / Si	1,176	211	956	9
No	1,508	144	1,345	19
Total Votes Cast	2,684	355	2,301	28

PROPOSITION 136

Vote For 1

	TOTAL	Polls	Early Provisional	S
Yes / Si	888	151	727	10
No	1,766	195	1,555	16
Total Votes Cast	2,654	346	2,282	26

PROPOSITION 137

Vote For 1

	TOTAL	Polls	Early Provisional	S
Yes / Si	583	98	479	6
No	2,095	251	1,821	23
Total Votes Cast	2,678	349	2,300	29

PROPOSITION 138

Vote For 1

	TOTAL	Polls	Early Provisional	S
Yes / Si	580	91	481	8
No	2,187	275	1,888	24
Total Votes Cast	2,767	366	2,369	32

Precinct 133

PROPOSITION 139

Vote For 1				
	TOTAL	Polls	Early Provisional	S
Yes / Si	2,032	223	1,785	24
No	909	161	740	8
Total Votes Cast	2,941	384	2,525	32

PROPOSITION 140

Vote For 1				
	TOTAL	Polls	Early Provisional	S
Yes / Si	1,383	171	1,196	16
No	1,492	198	1,282	12
Total Votes Cast	2,875	369	2,478	28

PROPOSITION 311

Vote For 1				
	TOTAL	Polls	Early Provisional	S
Yes / Si	1,983	296	1,668	19
No	894	78	806	10
Total Votes Cast	2,877	374	2,474	29

PROPOSITION 312

Vote For 1				
	TOTAL	Polls	Early Provisional	S
Yes / Si	1,737	242	1,476	19
No	1,119	123	988	8
Total Votes Cast	2,856	365	2,464	27

PROPOSITION 313

Vote For 1				
	TOTAL	Polls	Early Provisional	S
Yes / Si	1,864	267	1,575	22
No	935	102	824	9
Total Votes Cast	2,799	369	2,399	31

PROPOSITION 314

Vote For 1				
	TOTAL	Polls	Early Provisional	S
Yes / Si	1,726	255	1,452	19
No	1,053	107	936	10
Total Votes Cast	2,779	362	2,388	29

Precinct 133

PROPOSITION 315

Vote For 1

	TOTAL	Polls	Early Provisional	S
Yes / Si	1,165	156	1,000	9
No	1,510	180	1,314	16
Total Votes Cast	2,675	336	2,314	25

Summary Results Report
 General Election
 November 5, 2024

OFFICIAL RESULTS
 Summary of Votes Cast
 County of Pima

Precinct 134

Statistics	TOTAL	Polls	Early Provisional	s
Registered Voters - Total	2,336			
Ballots Cast - Total	1,797	308	1,472	17
Ballots Cast - Blank	38	14	24	0
Voter Turnout - Total	76.93%			

Presidential Electors

Vote For 1	TOTAL	Polls	Early Provisional	s
HARRIS, KAMALA D.	844	93	744	7
TRUMP, DONALD J.	905	207	689	9
OLIVER, CHASE	19	3	16	0
STEIN, JILL	12	2	9	1
Write-In Totals	7	1	6	0
Write-In: Ayyadurai / Ellis	0	0	0	0
Write-In: Boddie / Stoneham	0	0	0	0
Write-In: De la Cruz / Garcia	1	1	0	0
Write-In: Shelton / Serra	0	0	0	0
Write-In: Skousen / Combs	0	0	0	0
Not Assigned	6	0	6	0
Total Votes Cast	1,787	306	1,464	17

U.S. Senator

Vote For 1	TOTAL	Polls	Early Provisional	s
GALLEGO, RUBEN	869	100	764	5
LAKE, KARI	802	182	611	9
QUINTANA, EDUARDO	65	14	48	3
Write-In Totals	4	0	4	0
Write-In: Williams, Sarah	1	0	1	0
Write-In: Beckett, Christopher	0	0	0	0
Write-In: Sanders, Steven Cavin	0	0	0	0
Write-In: Bozic, David	0	0	0	0
Write-In: Petty, Shawn	0	0	0	0
Write-In: Rodriguez, Benjamin	0	0	0	0
Write-In: Prosser, Jannie "Jannie"	0	0	0	0
Not Assigned	3	0	3	0
Total Votes Cast	1,740	296	1,427	17

Summary Results Report
 General Election
 November 5, 2024

OFFICIAL RESULTS
 Summary of Votes Cast
 County of Pima

Precinct 134

U.S. Representative in Congress District 6

Vote For 1

	TOTAL	Polls	Early Provisional	s
ENGEL, KIRSTEN	793	86	703	4
CISCOMANI, JUAN	841	195	641	5
EASTWOOD, ATHENA	82	13	65	4
Write-In Totals	8	1	7	0
Write-In: Pozzolo, Luis	1	0	1	0
Not Assigned	7	1	6	0
Total Votes Cast	1,724	295	1,416	13

State Senator District 18

Vote For 1

	TOTAL	Polls	Early Provisional	s
SUNDARESHAN, PRIYA	1,039	146	889	4
Write-In Totals	92	17	74	1
Not Assigned	92	17	74	1
Total Votes Cast	1,131	163	963	5

State Representative Dist. 18

Vote For 2

	TOTAL	Polls	Early Provisional	s
GUTIERREZ, NANCY	779	79	698	2
MATHIS, CHRIS	716	59	655	2
ROSENBLUM, LEONARD "LEN"	852	194	652	6
Write-In Totals	10	1	8	1
Not Assigned	10	1	8	1
Total Votes Cast	2,357	333	2,013	11

Corporation Commissioner

Vote For 3

	TOTAL	Polls	Early Provisional	s
AGUILAR, YLENIA	730	67	658	5
HILL, JONATHON	697	57	637	3
POLACHECK, JOSHUA	641	50	588	3
LOPEZ, RENE	687	147	535	5
MARQUEZ PETERSON, LEA	706	140	561	5
WALDEN, RACHEL	734	147	579	8
CEASE, MIKE	73	16	57	0
LUXENBERG, NINA	73	9	61	3
Write-In Totals	3	0	3	0
Write-In: Bertone, Frank	0	0	0	0
Not Assigned	3	0	3	0
Total Votes Cast	4,344	633	3,679	32

Precinct 134

Board of Supervisors District 1

Vote For 1

	TOTAL	Polls	Early Provisional	S
SCOTT, REX	811	96	711	4
SPAIN, STEVE	874	187	681	6
Write-In Totals	0	0	0	0
Not Assigned	0	0	0	0
Total Votes Cast	1,685	283	1,392	10

County Assessor

Vote For 1

	TOTAL	Polls	Early Provisional	S
DROUBIE, SUZANNE	1,077	157	909	11
Write-In Totals	76	18	58	0
Not Assigned	76	18	58	0
Total Votes Cast	1,153	175	967	11

County Attorney

Vote For 1

	TOTAL	Polls	Early Provisional	S
CONOVER, LAURA	891	119	765	7
DRUAN, HOWARD	401	94	300	7
Write-In Totals	34	6	28	0
Not Assigned	34	6	28	0
Total Votes Cast	1,326	219	1,093	14

County Recorder

Vote For 1

	TOTAL	Polls	Early Provisional	S
CÁZARES-KELLY, GABRIELLA	858	100	751	7
CAMPBELL-GONZALEZ, DOMINIC	785	173	604	8
Write-In Totals	2	0	2	0
Not Assigned	2	0	2	0
Total Votes Cast	1,645	273	1,357	15

County Sheriff

Vote For 1

	TOTAL	Polls	Early Provisional	S
NANOS, CHRIS	710	76	627	7
LAPPIN, HEATHER	979	206	764	9
Write-In Totals	4	1	3	0
Write-In: Di Genova, Trista	0	0	0	0
Not Assigned	4	1	3	0
Total Votes Cast	1,693	283	1,394	16

Precinct 134

County Superintendent of Schools

Vote For 1

	TOTAL	Polls	Early Provisional	S
WILLIAMS, DUSTIN	1,070	156	904	10
Write-In Totals	77	16	61	0
Not Assigned	77	16	61	0
Total Votes Cast	1,147	172	965	10

County Treasurer

Vote For 1

	TOTAL	Polls	Early Provisional	S
JOHNSON, BRIAN	747	75	665	7
ACKERLEY, CHRIS	907	200	698	9
Write-In Totals	1	0	1	0
Not Assigned	1	0	1	0
Total Votes Cast	1,655	275	1,364	16

Justice of the Peace Precinct 6

Vote For 1

	TOTAL	Polls	Early Provisional	S
BALL, ALEXANDER	1,067	160	900	7
Write-In Totals	75	17	58	0
Not Assigned	75	17	58	0
Total Votes Cast	1,142	177	958	7

Constable Precinct 6

Vote For 1

	TOTAL	Polls	Early Provisional	S
BERNAL, BENNETT L.	1,061	159	895	7
Write-In Totals	73	18	55	0
Not Assigned	73	18	55	0
Total Votes Cast	1,134	177	950	7

KING, KATHRYN H.

Vote For 1

	TOTAL	Polls	Early Provisional	S
Yes / Si	811	158	648	5
No	602	70	526	6
Total Votes Cast	1,413	228	1,174	11

BOLICK, CLINT

Vote For 1

	TOTAL	Polls	Early Provisional	S
Yes / Si	778	144	630	4
No	615	75	534	6
Total Votes Cast	1,393	219	1,164	10

Precinct 134

ECKERSTROM, PETER J.

Vote For 1

	TOTAL	Polls	Early Provisional	S
Yes / Si	931	147	779	5
No	360	70	284	6
Total Votes Cast	1,291	217	1,063	11

STARING, CHRISTOPHER P.

Vote For 1

	TOTAL	Polls	Early Provisional	S
Yes / Si	933	155	773	5
No	358	63	289	6
Total Votes Cast	1,291	218	1,062	11

GRIFFIN, BRENDEN J.

Vote For 1

	TOTAL	Polls	Early Provisional	S
Yes / Si	902	152	744	6
No	349	54	290	5
Total Votes Cast	1,251	206	1,034	11

LEE, KENNETH

Vote For 1

	TOTAL	Polls	Early Provisional	S
Yes / Si	912	151	756	5
No	341	52	283	6
Total Votes Cast	1,253	203	1,039	11

BRYSON, KYLE A.

Vote For 1

	TOTAL	Polls	Early Provisional	S
Yes / Si	932	149	776	7
No	319	54	261	4
Total Votes Cast	1,251	203	1,037	11

COHEN, GARY J.

Vote For 1

	TOTAL	Polls	Early Provisional	S
Yes / Si	926	149	771	6
No	327	54	268	5
Total Votes Cast	1,253	203	1,039	11

Precinct 134

GORDON, RICHARD E.

Vote For 1		TOTAL	Polls	Early Provisional	S
Yes / Si		925	152	767	6
No		330	52	273	5
Total Votes Cast		1,255	204	1,040	11

BUTLER, MICHAEL J.

Vote For 1		TOTAL	Polls	Early Provisional	S
Yes / Si		914	148	761	5
No		336	56	274	6
Total Votes Cast		1,250	204	1,035	11

YEHLING, WAYNE E.

Vote For 1		TOTAL	Polls	Early Provisional	S
Yes / Si		904	146	753	5
No		349	55	288	6
Total Votes Cast		1,253	201	1,041	11

CONSTANT, DANIELLE J.K.

Vote For 1		TOTAL	Polls	Early Provisional	S
Yes / Si		879	145	729	5
No		373	59	308	6
Total Votes Cast		1,252	204	1,037	11

METCALF, D. DOUGLAS

Vote For 1		TOTAL	Polls	Early Provisional	S
Yes / Si		912	150	756	6
No		336	52	279	5
Total Votes Cast		1,248	202	1,035	11

MCGINLEY, CASEY F.

Vote For 1		TOTAL	Polls	Early Provisional	S
Yes / Si		920	145	769	6
No		334	54	275	5
Total Votes Cast		1,254	199	1,044	11

Precinct 134

SAKALL, GREG

Vote For 1

	TOTAL	Polls	Early Provisional	S
Yes / Si	898	144	748	6
No	347	56	286	5
Total Votes Cast	1,245	200	1,034	11

WAGENER, JOAN L.

Vote For 1

	TOTAL	Polls	Early Provisional	S
Yes / Si	911	151	755	5
No	340	51	283	6
Total Votes Cast	1,251	202	1,038	11

JOHNSON, KELLIE L.

Vote For 1

	TOTAL	Polls	Early Provisional	S
Yes / Si	850	157	688	5
No	412	48	358	6
Total Votes Cast	1,262	205	1,046	11

ORTIZ, KIMBERLY H.

Vote For 1

	TOTAL	Polls	Early Provisional	S
Yes / Si	914	155	753	6
No	341	48	289	4
Total Votes Cast	1,255	203	1,042	10

MCDONALD, SCOTT DAVID

Vote For 1

	TOTAL	Polls	Early Provisional	S
Yes / Si	878	150	722	6
No	365	52	308	5
Total Votes Cast	1,243	202	1,030	11

ABRAMS, LISA ILKA

Vote For 1

	TOTAL	Polls	Early Provisional	S
Yes / Si	925	148	771	6
No	330	54	271	5
Total Votes Cast	1,255	202	1,042	11

Precinct 134

Governing Board - Marana Unified School District No. 6

Vote For 3

	TOTAL	Polls	Early Provisional	S
ALEXANDER, ROY	684	110	569	5
HOLT, HUNTER D.	682	103	575	4
RAYMOND, CATHIE	644	85	555	4
ROBERTS, MIKAIL	485	84	398	3
WILLARD, DAVID	673	108	563	2
Write-In Totals	18	4	14	0
Not Assigned	18	4	14	0
Total Votes Cast	3,186	494	2,674	18

PROPOSITION 133

Vote For 1

	TOTAL	Polls	Early Provisional	S
Yes / Si	643	126	504	13
No	916	135	778	3
Total Votes Cast	1,559	261	1,282	16

PROPOSITION 134

Vote For 1

	TOTAL	Polls	Early Provisional	S
Yes / Si	646	129	506	11
No	917	122	790	5
Total Votes Cast	1,563	251	1,296	16

PROPOSITION 135

Vote For 1

	TOTAL	Polls	Early Provisional	S
Yes / Si	740	147	583	10
No	810	102	702	6
Total Votes Cast	1,550	249	1,285	16

PROPOSITION 136

Vote For 1

	TOTAL	Polls	Early Provisional	S
Yes / Si	545	112	422	11
No	984	140	839	5
Total Votes Cast	1,529	252	1,261	16

PROPOSITION 137

Vote For 1

	TOTAL	Polls	Early Provisional	S
Yes / Si	354	81	264	9
No	1,184	169	1,008	7
Total Votes Cast	1,538	250	1,272	16

Precinct 134

PROPOSITION 138

Vote For 1

	TOTAL	Polls	Early Provisional	S
Yes / Si	316	57	256	3
No	1,293	211	1,069	13
Total Votes Cast	1,609	268	1,325	16

PROPOSITION 139

Vote For 1

	TOTAL	Polls	Early Provisional	S
Yes / Si	1,064	156	898	10
No	633	133	493	7
Total Votes Cast	1,697	289	1,391	17

PROPOSITION 140

Vote For 1

	TOTAL	Polls	Early Provisional	S
Yes / Si	760	129	621	10
No	891	145	740	6
Total Votes Cast	1,651	274	1,361	16

PROPOSITION 311

Vote For 1

	TOTAL	Polls	Early Provisional	S
Yes / Si	1,109	214	885	10
No	554	58	490	6
Total Votes Cast	1,663	272	1,375	16

PROPOSITION 312

Vote For 1

	TOTAL	Polls	Early Provisional	S
Yes / Si	1,004	201	791	12
No	633	72	557	4
Total Votes Cast	1,637	273	1,348	16

PROPOSITION 313

Vote For 1

	TOTAL	Polls	Early Provisional	S
Yes / Si	1,085	206	869	10
No	534	56	472	6
Total Votes Cast	1,619	262	1,341	16

Precinct 134

PROPOSITION 314

Vote For 1

	TOTAL	Polls	Early Provisional	S
Yes / Sí	1,007	197	798	12
No	592	61	527	4
Total Votes Cast	1,599	258	1,325	16

PROPOSITION 315

Vote For 1

	TOTAL	Polls	Early Provisional	S
Yes / Sí	700	142	548	10
No	812	92	714	6
Total Votes Cast	1,512	234	1,262	16

PROPOSITION 411 - Marana Unified School District No. 6

Vote For 1

	TOTAL	Polls	Early Provisional	S
Budget Increase, Yes / Aumento al Presupuesto, Sí	870	131	731	8
Budget Increase, No / Aumento al Presupuesto, No	693	122	566	5
Total Votes Cast	1,563	253	1,297	13

Summary Results Report
 General Election
 November 5, 2024

OFFICIAL RESULTS
 Summary of Votes Cast
 County of Pima

Precinct 135

Statistics	TOTAL	Polls	Early Provisional	S
Registered Voters - Total	204			
Ballots Cast - Total	144	93	50	1
Ballots Cast - Blank	7	7	0	0
Voter Turnout - Total	70.59%			

Presidential Electors

Vote For 1	TOTAL	Polls	Early Provisional	S
HARRIS, KAMALA D.	137	86	50	1
TRUMP, DONALD J.	6	6	0	0
OLIVER, CHASE	0	0	0	0
STEIN, JILL	0	0	0	0
Write-In Totals	0	0	0	0
Write-In: Ayyadurai / Ellis	0	0	0	0
Write-In: Boddie / Stoneham	0	0	0	0
Write-In: De la Cruz / Garcia	0	0	0	0
Write-In: Shelton / Serra	0	0	0	0
Write-In: Skousen / Combs	0	0	0	0
Not Assigned	0	0	0	0
Total Votes Cast	143	92	50	1

U.S. Senator

Vote For 1	TOTAL	Polls	Early Provisional	S
GALLEGO, RUBEN	136	85	50	1
LAKE, KARI	3	3	0	0
QUINTANA, EDUARDO	3	3	0	0
Write-In Totals	0	0	0	0
Write-In: Williams, Sarah	0	0	0	0
Write-In: Beckett, Christopher	0	0	0	0
Write-In: Sanders, Steven Cavin	0	0	0	0
Write-In: Bozic, David	0	0	0	0
Write-In: Petty, Shawn	0	0	0	0
Write-In: Rodriguez, Benjamin	0	0	0	0
Write-In: Prosser, Jannie "Jannie"	0	0	0	0
Not Assigned	0	0	0	0
Total Votes Cast	142	91	50	1

U.S. Representative in Congress District 7

Vote For 1	TOTAL	Polls	Early Provisional	S
GRIJALVA, RAÚL M.	136	86	49	1
BUTIEREZ SR., DANIEL FRANCIS	6	5	1	0
Write-In Totals	0	0	0	0
Not Assigned	0	0	0	0
Total Votes Cast	142	91	50	1

Precinct 135

State Senator District 23

Vote For 1

	TOTAL	Polls	Early Provisional	S
FERNANDEZ, BRIAN	136	87	48	1
ALTHERR, MICHELLE	6	5	1	0
Write-In Totals	0	0	0	0
Not Assigned	0	0	0	0
Total Votes Cast	142	92	49	1

State Representative Dist. 23

Vote For 2

	TOTAL	Polls	Early Provisional	S
ROSALES, MATIAS	84	46	37	1
SANDOVAL, MARIANA	110	69	40	1
PENA, MICHELE	5	4	1	0
Write-In Totals	1	0	1	0
Not Assigned	1	0	1	0
Total Votes Cast	200	119	79	2

Corporation Commissioner

Vote For 3

	TOTAL	Polls	Early Provisional	S
AGUILAR, YLENIA	92	51	41	0
HILL, JONATHON	103	60	42	1
POLACHECK, JOSHUA	91	52	39	0
LOPEZ, RENE	5	5	0	0
MARQUEZ PETERSON, LEA	2	2	0	0
WALDEN, RACHEL	3	3	0	0
CEASE, MIKE	5	4	1	0
LUXENBERG, NINA	2	0	2	0
Write-In Totals	0	0	0	0
Write-In: Bertone, Frank	0	0	0	0
Not Assigned	0	0	0	0
Total Votes Cast	303	177	125	1

Board of Supervisors District 3

Vote For 1

	TOTAL	Polls	Early Provisional	S
ALLEN, JENNIFER "JEN"	133	85	47	1
WITTENBRAKER, JANET "JL"	4	2	2	0
BAH, IMAN-UTOPIA LAYJOU	4	4	0	0
Write-In Totals	0	0	0	0
Not Assigned	0	0	0	0
Total Votes Cast	141	91	49	1

Precinct 135

County Assessor

Vote For 1

	TOTAL	Polls	Early Provisional	S
DROUBIE, SUZANNE	137	89	47	1
Write-In Totals	1	0	1	0
Not Assigned	1	0	1	0
Total Votes Cast	138	89	48	1

County Attorney

Vote For 1

	TOTAL	Polls	Early Provisional	S
CONOVER, LAURA	134	85	48	1
DRUAN, HOWARD	4	4	0	0
Write-In Totals	0	0	0	0
Not Assigned	0	0	0	0
Total Votes Cast	138	89	48	1

County Recorder

Vote For 1

	TOTAL	Polls	Early Provisional	S
CÁZARES-KELLY, GABRIELLA	134	86	47	1
CAMPBELL-GONZALEZ, DOMINIC	2	2	0	0
Write-In Totals	1	0	1	0
Not Assigned	1	0	1	0
Total Votes Cast	137	88	48	1

County Sheriff

Vote For 1

	TOTAL	Polls	Early Provisional	S
NANOS, CHRIS	123	77	45	1
LAPPIN, HEATHER	12	10	2	0
Write-In Totals	1	0	1	0
Write-In: Di Genova, Trista	0	0	0	0
Not Assigned	1	0	1	0
Total Votes Cast	136	87	48	1

County Superintendent of Schools

Vote For 1

	TOTAL	Polls	Early Provisional	S
WILLIAMS, DUSTIN	136	89	46	1
Write-In Totals	1	0	1	0
Not Assigned	1	0	1	0
Total Votes Cast	137	89	47	1

Precinct 135

County Treasurer

Vote For 1

	TOTAL	Polls	Early Provisional	S
JOHNSON, BRIAN	134	85	48	1
ACKERLEY, CHRIS	5	5	0	0
Write-In Totals	1	0	1	0
Not Assigned	1	0	1	0
Total Votes Cast	140	90	49	1

KING, KATHRYN H.

Vote For 1

	TOTAL	Polls	Early Provisional	S
Yes / Si	83	53	30	0
No	39	24	15	0
Total Votes Cast	122	77	45	0

BOLICK, CLINT

Vote For 1

	TOTAL	Polls	Early Provisional	S
Yes / Si	68	43	25	0
No	49	28	21	0
Total Votes Cast	117	71	46	0

ECKERSTROM, PETER J.

Vote For 1

	TOTAL	Polls	Early Provisional	S
Yes / Si	91	50	41	0
No	30	25	5	0
Total Votes Cast	121	75	46	0

STARING, CHRISTOPHER P.

Vote For 1

	TOTAL	Polls	Early Provisional	S
Yes / Si	94	54	40	0
No	23	18	5	0
Total Votes Cast	117	72	45	0

GRIFFIN, BRENDEN J.

Vote For 1

	TOTAL	Polls	Early Provisional	S
Yes / Si	94	54	40	0
No	25	19	6	0
Total Votes Cast	119	73	46	0

Precinct 135

LEE, KENNETH

Vote For 1

	TOTAL	Polls	Early Provisional	S
Yes / Si	96	55	41	0
No	22	17	5	0
Total Votes Cast	118	72	46	0

BRYSON, KYLE A.

Vote For 1

	TOTAL	Polls	Early Provisional	S
Yes / Si	96	55	41	0
No	20	16	4	0
Total Votes Cast	116	71	45	0

COHEN, GARY J.

Vote For 1

	TOTAL	Polls	Early Provisional	S
Yes / Si	93	53	40	0
No	26	20	6	0
Total Votes Cast	119	73	46	0

GORDON, RICHARD E.

Vote For 1

	TOTAL	Polls	Early Provisional	S
Yes / Si	93	52	41	0
No	24	20	4	0
Total Votes Cast	117	72	45	0

BUTLER, MICHAEL J.

Vote For 1

	TOTAL	Polls	Early Provisional	S
Yes / Si	94	54	40	0
No	25	19	6	0
Total Votes Cast	119	73	46	0

YEHLING, WAYNE E.

Vote For 1

	TOTAL	Polls	Early Provisional	S
Yes / Si	92	52	40	0
No	27	21	6	0
Total Votes Cast	119	73	46	0

Precinct 135

CONSTANT, DANIELLE J.K.

Vote For 1

	TOTAL	Polls	Early Provisional	S
Yes / Si	93	50	43	0
No	23	20	3	0
Total Votes Cast	116	70	46	0

METCALF, D. DOUGLAS

Vote For 1

	TOTAL	Polls	Early Provisional	S
Yes / Si	93	51	42	0
No	24	21	3	0
Total Votes Cast	117	72	45	0

MCGINLEY, CASEY F.

Vote For 1

	TOTAL	Polls	Early Provisional	S
Yes / Si	96	57	39	0
No	21	15	6	0
Total Votes Cast	117	72	45	0

SAKALL, GREG

Vote For 1

	TOTAL	Polls	Early Provisional	S
Yes / Si	90	49	41	0
No	27	22	5	0
Total Votes Cast	117	71	46	0

WAGENER, JOAN L.

Vote For 1

	TOTAL	Polls	Early Provisional	S
Yes / Si	90	48	42	0
No	28	24	4	0
Total Votes Cast	118	72	46	0

JOHNSON, KELLIE L.

Vote For 1

	TOTAL	Polls	Early Provisional	S
Yes / Si	88	51	37	0
No	29	20	9	0
Total Votes Cast	117	71	46	0

Precinct 135

ORTIZ, KIMBERLY H.

Vote For 1

	TOTAL	Polls	Early Provisional	s
Yes / Si	96	53	43	0
No	22	20	2	0
Total Votes Cast	118	73	45	0

MCDONALD, SCOTT DAVID

Vote For 1

	TOTAL	Polls	Early Provisional	s
Yes / Si	89	48	41	0
No	28	23	5	0
Total Votes Cast	117	71	46	0

ABRAMS, LISA ILKA

Vote For 1

	TOTAL	Polls	Early Provisional	s
Yes / Si	95	54	41	0
No	22	17	5	0
Total Votes Cast	117	71	46	0

Governing Board - Baboquivari School District No. 40

Vote For 2

	TOTAL	Polls	Early Provisional	s
GREASEWOOD, ELLA M.	31	14	17	0
MIGUEL, JESSICA	79	53	25	1
STEVENS, ANNAMARIE	93	51	41	1
Write-In Totals	2	0	2	0
Not Assigned	2	0	2	0
Total Votes Cast	205	118	85	2

Board of Governors - Pima Community College Dist. 3

Vote For 1

	TOTAL	Polls	Early Provisional	s
GARCIA, MARIA DE LA LUZ	100	63	36	1
RANDALL, KRISTEN	37	25	12	0
Write-In Totals	0	0	0	0
Not Assigned	0	0	0	0
Total Votes Cast	137	88	48	1

PROPOSITION 133

Vote For 1

	TOTAL	Polls	Early Provisional	s
Yes / Si	40	28	11	1
No	81	46	35	0
Total Votes Cast	121	74	46	1

Precinct 135

PROPOSITION 134

Vote For 1

	TOTAL	Polls	Early Provisional	S
Yes / Si	30	20	10	0
No	100	62	37	1
Total Votes Cast	130	82	47	1

PROPOSITION 135

Vote For 1

	TOTAL	Polls	Early Provisional	S
Yes / Si	31	19	12	0
No	94	58	35	1
Total Votes Cast	125	77	47	1

PROPOSITION 136

Vote For 1

	TOTAL	Polls	Early Provisional	S
Yes / Si	32	21	11	0
No	96	59	36	1
Total Votes Cast	128	80	47	1

PROPOSITION 137

Vote For 1

	TOTAL	Polls	Early Provisional	S
Yes / Si	34	20	13	1
No	82	48	34	0
Total Votes Cast	116	68	47	1

PROPOSITION 138

Vote For 1

	TOTAL	Polls	Early Provisional	S
Yes / Si	43	28	14	1
No	81	47	34	0
Total Votes Cast	124	75	48	1

PROPOSITION 139

Vote For 1

	TOTAL	Polls	Early Provisional	S
Yes / Si	95	49	45	1
No	34	31	3	0
Total Votes Cast	129	80	48	1

Precinct 135

PROPOSITION 140

Vote For 1

	TOTAL	Polls	Early Provisional	S
Yes / Si	58	40	17	1
No	69	40	29	0
Total Votes Cast	127	80	46	1

PROPOSITION 311

Vote For 1

	TOTAL	Polls	Early Provisional	S
Yes / Si	78	52	25	1
No	51	28	23	0
Total Votes Cast	129	80	48	1

PROPOSITION 312

Vote For 1

	TOTAL	Polls	Early Provisional	S
Yes / Si	59	39	19	1
No	69	41	28	0
Total Votes Cast	128	80	47	1

PROPOSITION 313

Vote For 1

	TOTAL	Polls	Early Provisional	S
Yes / Si	55	33	22	0
No	61	37	24	0
Total Votes Cast	116	70	46	0

PROPOSITION 314

Vote For 1

	TOTAL	Polls	Early Provisional	S
Yes / Si	32	19	13	0
No	90	57	33	0
Total Votes Cast	122	76	46	0

PROPOSITION 315

Vote For 1

	TOTAL	Polls	Early Provisional	S
Yes / Si	36	25	11	0
No	83	49	34	0
Total Votes Cast	119	74	45	0

Summary Results Report
 General Election
 November 5, 2024

OFFICIAL RESULTS
 Summary of Votes Cast
 County of Pima

Precinct 136

Statistics	TOTAL	Polls	Early Provisional	s
Registered Voters - Total	185			
Ballots Cast - Total	95	46	45	4
Ballots Cast - Blank	2	2	0	0
Voter Turnout - Total	51.35%			

Presidential Electors

Vote For 1	TOTAL	Polls	Early Provisional	s
HARRIS, KAMALA D.	87	42	42	3
TRUMP, DONALD J.	5	2	2	1
OLIVER, CHASE	1	0	1	0
STEIN, JILL	1	1	0	0
Write-In Totals	0	0	0	0
Write-In: Ayyadurai / Ellis	0	0	0	0
Write-In: Boddie / Stoneham	0	0	0	0
Write-In: De la Cruz / Garcia	0	0	0	0
Write-In: Shelton / Serra	0	0	0	0
Write-In: Skousen / Combs	0	0	0	0
Not Assigned	0	0	0	0
Total Votes Cast	94	45	45	4

U.S. Senator

Vote For 1	TOTAL	Polls	Early Provisional	s
GALLEGO, RUBEN	82	40	39	3
LAKE, KARI	8	4	3	1
QUINTANA, EDUARDO	3	2	1	0
Write-In Totals	2	0	2	0
Write-In: Williams, Sarah	0	0	0	0
Write-In: Beckett, Christopher	0	0	0	0
Write-In: Sanders, Steven Cavin	0	0	0	0
Write-In: Bozic, David	0	0	0	0
Write-In: Petty, Shawn	0	0	0	0
Write-In: Rodriguez, Benjamin	0	0	0	0
Write-In: Prosser, Jannie "Jannie"	0	0	0	0
Not Assigned	2	0	2	0
Total Votes Cast	95	46	45	4

U.S. Representative in Congress District 7

Vote For 1	TOTAL	Polls	Early Provisional	s
GRIJALVA, RAÚL M.	85	43	42	0
BUTIEREZ SR., DANIEL FRANCIS	6	2	3	1
Write-In Totals	0	0	0	0
Not Assigned	0	0	0	0
Total Votes Cast	91	45	45	1

Summary Results Report
 General Election
 November 5, 2024

OFFICIAL RESULTS
 Summary of Votes Cast
 County of Pima

Precinct 136

State Senator District 23

Vote For 1

	TOTAL	Polls	Early Provisional	s
FERNANDEZ, BRIAN	85	44	41	0
ALTHERR, MICHELLE	7	2	4	1
Write-In Totals	0	0	0	0
Not Assigned	0	0	0	0
Total Votes Cast	92	46	45	1

State Representative Dist. 23

Vote For 2

	TOTAL	Polls	Early Provisional	s
ROSALES, MATIAS	55	21	34	0
SANDOVAL, MARIANA	68	32	36	0
PENA, MICHELE	8	4	3	1
Write-In Totals	0	0	0	0
Not Assigned	0	0	0	0
Total Votes Cast	131	57	73	1

Corporation Commissioner

Vote For 3

	TOTAL	Polls	Early Provisional	s
AGUILAR, YLENIA	66	27	36	3
HILL, JONATHON	60	21	36	3
POLACHECK, JOSHUA	55	19	34	2
LOPEZ, RENE	7	3	3	1
MARQUEZ PETERSON, LEA	3	1	2	0
WALDEN, RACHEL	6	3	3	0
CEASE, MIKE	4	0	3	1
LUXENBERG, NINA	2	0	2	0
Write-In Totals	0	0	0	0
Write-In: Bertone, Frank	0	0	0	0
Not Assigned	0	0	0	0
Total Votes Cast	203	74	119	10

Board of Supervisors District 3

Vote For 1

	TOTAL	Polls	Early Provisional	s
ALLEN, JENNIFER "JEN"	83	42	41	0
WITTENBRAKER, JANET "JL"	3	2	1	0
BAH, IMAN-UTOPIA LAYJOU	3	1	1	1
Write-In Totals	0	0	0	0
Not Assigned	0	0	0	0
Total Votes Cast	89	45	43	1

Precinct 136

County Assessor

Vote For 1

	TOTAL	Polls	Early Provisional	S
DROUBIE, SUZANNE	87	42	42	3
Write-In Totals	0	0	0	0
Not Assigned	0	0	0	0
Total Votes Cast	87	42	42	3

County Attorney

Vote For 1

	TOTAL	Polls	Early Provisional	S
CONOVER, LAURA	87	42	42	3
DRUAN, HOWARD	4	1	2	1
Write-In Totals	0	0	0	0
Not Assigned	0	0	0	0
Total Votes Cast	91	43	44	4

County Recorder

Vote For 1

	TOTAL	Polls	Early Provisional	S
CÁZARES-KELLY, GABRIELLA	85	40	42	3
CAMPBELL-GONZALEZ, DOMINIC	7	3	3	1
Write-In Totals	0	0	0	0
Not Assigned	0	0	0	0
Total Votes Cast	92	43	45	4

County Sheriff

Vote For 1

	TOTAL	Polls	Early Provisional	S
NANOS, CHRIS	84	40	41	3
LAPPIN, HEATHER	9	4	4	1
Write-In Totals	0	0	0	0
Write-In: Di Genova, Trista	0	0	0	0
Not Assigned	0	0	0	0
Total Votes Cast	93	44	45	4

County Superintendent of Schools

Vote For 1

	TOTAL	Polls	Early Provisional	S
WILLIAMS, DUSTIN	89	44	42	3
Write-In Totals	0	0	0	0
Not Assigned	0	0	0	0
Total Votes Cast	89	44	42	3

Precinct 136

County Treasurer

Vote For 1

	TOTAL	Polls	Early Provisional	S
JOHNSON, BRIAN	86	41	42	3
ACKERLEY, CHRIS	7	3	3	1
Write-In Totals	0	0	0	0
Not Assigned	0	0	0	0
Total Votes Cast	93	44	45	4

KING, KATHRYN H.

Vote For 1

	TOTAL	Polls	Early Provisional	S
Yes / Si	55	27	26	2
No	31	14	16	1
Total Votes Cast	86	41	42	3

BOLICK, CLINT

Vote For 1

	TOTAL	Polls	Early Provisional	S
Yes / Si	38	17	20	1
No	39	17	20	2
Total Votes Cast	77	34	40	3

ECKERSTROM, PETER J.

Vote For 1

	TOTAL	Polls	Early Provisional	S
Yes / Si	53	24	28	1
No	28	15	11	2
Total Votes Cast	81	39	39	3

STARING, CHRISTOPHER P.

Vote For 1

	TOTAL	Polls	Early Provisional	S
Yes / Si	53	22	29	2
No	21	12	8	1
Total Votes Cast	74	34	37	3

GRIFFIN, BRENDEN J.

Vote For 1

	TOTAL	Polls	Early Provisional	S
Yes / Si	56	26	28	2
No	25	13	11	1
Total Votes Cast	81	39	39	3

Precinct 136

LEE, KENNETH

Vote For 1

	TOTAL	Polls	Early Provisional	S
Yes / Si	59	30	28	1
No	24	10	12	2
Total Votes Cast	83	40	40	3

BRYSON, KYLE A.

Vote For 1

	TOTAL	Polls	Early Provisional	S
Yes / Si	54	25	28	1
No	30	15	13	2
Total Votes Cast	84	40	41	3

COHEN, GARY J.

Vote For 1

	TOTAL	Polls	Early Provisional	S
Yes / Si	53	22	30	1
No	29	17	11	1
Total Votes Cast	82	39	41	2

GORDON, RICHARD E.

Vote For 1

	TOTAL	Polls	Early Provisional	S
Yes / Si	56	24	30	2
No	26	14	11	1
Total Votes Cast	82	38	41	3

BUTLER, MICHAEL J.

Vote For 1

	TOTAL	Polls	Early Provisional	S
Yes / Si	53	21	31	1
No	30	19	9	2
Total Votes Cast	83	40	40	3

YEHLING, WAYNE E.

Vote For 1

	TOTAL	Polls	Early Provisional	S
Yes / Si	53	24	27	2
No	30	15	14	1
Total Votes Cast	83	39	41	3

Precinct 136

CONSTANT, DANIELLE J.K.

Vote For 1

	TOTAL	Polls	Early Provisional	S
Yes / Si	58	25	31	2
No	25	14	10	1
Total Votes Cast	83	39	41	3

METCALF, D. DOUGLAS

Vote For 1

	TOTAL	Polls	Early Provisional	S
Yes / Si	58	24	33	1
No	26	16	8	2
Total Votes Cast	84	40	41	3

MCGINLEY, CASEY F.

Vote For 1

	TOTAL	Polls	Early Provisional	S
Yes / Si	51	23	26	2
No	33	17	15	1
Total Votes Cast	84	40	41	3

SAKALL, GREG

Vote For 1

	TOTAL	Polls	Early Provisional	S
Yes / Si	55	24	29	2
No	28	15	12	1
Total Votes Cast	83	39	41	3

WAGENER, JOAN L.

Vote For 1

	TOTAL	Polls	Early Provisional	S
Yes / Si	59	28	29	2
No	25	12	12	1
Total Votes Cast	84	40	41	3

JOHNSON, KELLIE L.

Vote For 1

	TOTAL	Polls	Early Provisional	S
Yes / Si	59	25	32	2
No	25	15	9	1
Total Votes Cast	84	40	41	3

Precinct 136

ORTIZ, KIMBERLY H.

Vote For 1

	TOTAL	Polls	Early Provisional	s
Yes / Si	61	25	34	2
No	22	14	7	1
Total Votes Cast	83	39	41	3

MCDONALD, SCOTT DAVID

Vote For 1

	TOTAL	Polls	Early Provisional	s
Yes / Si	54	24	29	1
No	29	16	11	2
Total Votes Cast	83	40	40	3

ABRAMS, LISA ILKA

Vote For 1

	TOTAL	Polls	Early Provisional	s
Yes / Si	53	21	30	2
No	27	18	8	1
Total Votes Cast	80	39	38	3

Governing Board - Baboquivari School District No. 40

Vote For 2

	TOTAL	Polls	Early Provisional	s
GREASEWOOD, ELLA M.	22	14	8	0
MIGUEL, JESSICA	45	18	26	1
STEVENS, ANNAMARIE	53	22	31	0
Write-In Totals	0	0	0	0
Not Assigned	0	0	0	0
Total Votes Cast	120	54	65	1

Board of Governors - Pima Community College Dist. 3

Vote For 1

	TOTAL	Polls	Early Provisional	s
GARCIA, MARIA DE LA LUZ	45	23	22	0
RANDALL, KRISTEN	39	19	19	1
Write-In Totals	0	0	0	0
Not Assigned	0	0	0	0
Total Votes Cast	84	42	41	1

PROPOSITION 133

Vote For 1

	TOTAL	Polls	Early Provisional	s
Yes / Si	40	18	19	3
No	42	23	18	1
Total Votes Cast	82	41	37	4

Precinct 136

PROPOSITION 134

Vote For 1

	TOTAL	Polls	Early Provisional	S
Yes / Si	29	12	15	2
No	54	29	23	2
Total Votes Cast	83	41	38	4

PROPOSITION 135

Vote For 1

	TOTAL	Polls	Early Provisional	S
Yes / Si	23	13	8	2
No	55	26	27	2
Total Votes Cast	78	39	35	4

PROPOSITION 136

Vote For 1

	TOTAL	Polls	Early Provisional	S
Yes / Si	25	13	11	1
No	57	28	26	3
Total Votes Cast	82	41	37	4

PROPOSITION 137

Vote For 1

	TOTAL	Polls	Early Provisional	S
Yes / Si	26	9	15	2
No	48	29	17	2
Total Votes Cast	74	38	32	4

PROPOSITION 138

Vote For 1

	TOTAL	Polls	Early Provisional	S
Yes / Si	32	18	14	0
No	50	23	23	4
Total Votes Cast	82	41	37	4

PROPOSITION 139

Vote For 1

	TOTAL	Polls	Early Provisional	S
Yes / Si	62	26	35	1
No	25	15	7	3
Total Votes Cast	87	41	42	4

Precinct 136

PROPOSITION 140

Vote For 1

	TOTAL	Polls	Early Provisional	S
Yes / Si	47	20	24	3
No	37	20	16	1
Total Votes Cast	84	40	40	4

PROPOSITION 311

Vote For 1

	TOTAL	Polls	Early Provisional	S
Yes / Si	61	30	29	2
No	26	11	13	2
Total Votes Cast	87	41	42	4

PROPOSITION 312

Vote For 1

	TOTAL	Polls	Early Provisional	S
Yes / Si	41	21	18	2
No	45	20	23	2
Total Votes Cast	86	41	41	4

PROPOSITION 313

Vote For 1

	TOTAL	Polls	Early Provisional	S
Yes / Si	50	19	29	2
No	33	20	11	2
Total Votes Cast	83	39	40	4

PROPOSITION 314

Vote For 1

	TOTAL	Polls	Early Provisional	S
Yes / Si	37	16	19	2
No	49	25	22	2
Total Votes Cast	86	41	41	4

PROPOSITION 315

Vote For 1

	TOTAL	Polls	Early Provisional	S
Yes / Si	36	18	15	3
No	46	21	24	1
Total Votes Cast	82	39	39	4

Summary Results Report
 General Election
 November 5, 2024

OFFICIAL RESULTS
 Summary of Votes Cast
 County of Pima

Precinct 137

Statistics	TOTAL	Polls	Early Provisional	S
Registered Voters - Total	164			
Ballots Cast - Total	106	60	42	4
Ballots Cast - Blank	7	3	3	1
Voter Turnout - Total	64.63%			

Presidential Electors

Vote For 1

	TOTAL	Polls	Early Provisional	S
HARRIS, KAMALA D.	92	50	38	4
TRUMP, DONALD J.	10	8	2	0
OLIVER, CHASE	0	0	0	0
STEIN, JILL	0	0	0	0
Write-In Totals	0	0	0	0
Write-In: Ayyadurai / Ellis	0	0	0	0
Write-In: Boddie / Stoneham	0	0	0	0
Write-In: De la Cruz / Garcia	0	0	0	0
Write-In: Shelton / Serra	0	0	0	0
Write-In: Skousen / Combs	0	0	0	0
Not Assigned	0	0	0	0
Total Votes Cast	102	58	40	4

U.S. Senator

Vote For 1

	TOTAL	Polls	Early Provisional	S
GALLEGO, RUBEN	96	54	38	4
LAKE, KARI	4	4	0	0
QUINTANA, EDUARDO	2	1	1	0
Write-In Totals	0	0	0	0
Write-In: Williams, Sarah	0	0	0	0
Write-In: Beckett, Christopher	0	0	0	0
Write-In: Sanders, Steven Cavin	0	0	0	0
Write-In: Bozic, David	0	0	0	0
Write-In: Petty, Shawn	0	0	0	0
Write-In: Rodriguez, Benjamin	0	0	0	0
Write-In: Prosser, Jannie "Jannie"	0	0	0	0
Not Assigned	0	0	0	0
Total Votes Cast	102	59	39	4

U.S. Representative in Congress District 7

Vote For 1

	TOTAL	Polls	Early Provisional	S
GRIJALVA, RAÚL M.	96	54	38	4
BUTIEREZ SR., DANIEL FRANCIS	5	4	1	0
Write-In Totals	0	0	0	0
Not Assigned	0	0	0	0
Total Votes Cast	101	58	39	4

Summary Results Report
 General Election
 November 5, 2024

OFFICIAL RESULTS
 Summary of Votes Cast
 County of Pima

Precinct 137

State Senator District 23

Vote For 1

	TOTAL	Polls	Early Provisional	s
FERNANDEZ, BRIAN	88	50	36	2
ALTHERR, MICHELLE	9	6	3	0
Write-In Totals	0	0	0	0
Not Assigned	0	0	0	0
Total Votes Cast	97	56	39	2

State Representative Dist. 23

Vote For 2

	TOTAL	Polls	Early Provisional	s
ROSALES, MATIAS	62	26	34	2
SANDOVAL, MARIANA	75	44	30	1
PENA, MICHELE	8	6	2	0
Write-In Totals	0	0	0	0
Not Assigned	0	0	0	0
Total Votes Cast	145	76	66	3

Corporation Commissioner

Vote For 3

	TOTAL	Polls	Early Provisional	s
AGUILAR, YLENIA	76	36	36	4
HILL, JONATHON	56	28	27	1
POLACHECK, JOSHUA	64	33	30	1
LOPEZ, RENE	8	4	4	0
MARQUEZ PETERSON, LEA	6	4	2	0
WALDEN, RACHEL	7	5	2	0
CEASE, MIKE	2	2	0	0
LUXENBERG, NINA	1	0	1	0
Write-In Totals	0	0	0	0
Write-In: Bertone, Frank	0	0	0	0
Not Assigned	0	0	0	0
Total Votes Cast	220	112	102	6

Board of Supervisors District 3

Vote For 1

	TOTAL	Polls	Early Provisional	s
ALLEN, JENNIFER "JEN"	90	52	36	2
WITTENBRAKER, JANET "JL"	7	3	4	0
BAH, IMAN-UTOPIA LAYJOU	2	1	1	0
Write-In Totals	0	0	0	0
Not Assigned	0	0	0	0
Total Votes Cast	99	56	41	2

Precinct 137

County Assessor

Vote For 1

	TOTAL	Polls	Early Provisional	S
DROUBIE, SUZANNE	98	53	41	4
Write-In Totals	0	0	0	0
Not Assigned	0	0	0	0
Total Votes Cast	98	53	41	4

County Attorney

Vote For 1

	TOTAL	Polls	Early Provisional	S
CONOVER, LAURA	92	49	39	4
DRUAN, HOWARD	8	6	2	0
Write-In Totals	0	0	0	0
Not Assigned	0	0	0	0
Total Votes Cast	100	55	41	4

County Recorder

Vote For 1

	TOTAL	Polls	Early Provisional	S
CÁZARES-KELLY, GABRIELLA	97	55	38	4
CAMPBELL-GONZALEZ, DOMINIC	3	1	2	0
Write-In Totals	0	0	0	0
Not Assigned	0	0	0	0
Total Votes Cast	100	56	40	4

County Sheriff

Vote For 1

	TOTAL	Polls	Early Provisional	S
NANOS, CHRIS	92	50	38	4
LAPPIN, HEATHER	7	5	2	0
Write-In Totals	0	0	0	0
Write-In: Di Genova, Trista	0	0	0	0
Not Assigned	0	0	0	0
Total Votes Cast	99	55	40	4

County Superintendent of Schools

Vote For 1

	TOTAL	Polls	Early Provisional	S
WILLIAMS, DUSTIN	94	52	38	4
Write-In Totals	0	0	0	0
Not Assigned	0	0	0	0
Total Votes Cast	94	52	38	4

Precinct 137

County Treasurer

Vote For 1

	TOTAL	Polls	Early Provisional	S
JOHNSON, BRIAN	92	51	37	4
ACKERLEY, CHRIS	8	5	3	0
Write-In Totals	0	0	0	0
Not Assigned	0	0	0	0
Total Votes Cast	100	56	40	4

KING, KATHRYN H.

Vote For 1

	TOTAL	Polls	Early Provisional	S
Yes / Si	55	32	21	2
No	34	18	14	2
Total Votes Cast	89	50	35	4

BOLICK, CLINT

Vote For 1

	TOTAL	Polls	Early Provisional	S
Yes / Si	49	28	20	1
No	35	18	14	3
Total Votes Cast	84	46	34	4

ECKERSTROM, PETER J.

Vote For 1

	TOTAL	Polls	Early Provisional	S
Yes / Si	63	38	24	1
No	23	11	9	3
Total Votes Cast	86	49	33	4

STARING, CHRISTOPHER P.

Vote For 1

	TOTAL	Polls	Early Provisional	S
Yes / Si	61	34	25	2
No	20	11	7	2
Total Votes Cast	81	45	32	4

GRIFFIN, BRENDEN J.

Vote For 1

	TOTAL	Polls	Early Provisional	S
Yes / Si	64	36	26	2
No	24	14	8	2
Total Votes Cast	88	50	34	4

Precinct 137

LEE, KENNETH

Vote For 1

	TOTAL	Polls	Early Provisional	S
Yes / Si	60	32	26	2
No	27	18	7	2
Total Votes Cast	87	50	33	4

BRYSON, KYLE A.

Vote For 1

	TOTAL	Polls	Early Provisional	S
Yes / Si	63	36	26	1
No	25	14	8	3
Total Votes Cast	88	50	34	4

COHEN, GARY J.

Vote For 1

	TOTAL	Polls	Early Provisional	S
Yes / Si	63	33	29	1
No	26	18	5	3
Total Votes Cast	89	51	34	4

GORDON, RICHARD E.

Vote For 1

	TOTAL	Polls	Early Provisional	S
Yes / Si	63	37	25	1
No	25	13	9	3
Total Votes Cast	88	50	34	4

BUTLER, MICHAEL J.

Vote For 1

	TOTAL	Polls	Early Provisional	S
Yes / Si	61	33	27	1
No	27	17	7	3
Total Votes Cast	88	50	34	4

YEHLING, WAYNE E.

Vote For 1

	TOTAL	Polls	Early Provisional	S
Yes / Si	56	31	24	1
No	31	18	10	3
Total Votes Cast	87	49	34	4

Precinct 137

CONSTANT, DANIELLE J.K.

Vote For 1

	TOTAL	Polls	Early Provisional	S
Yes / Si	62	34	26	2
No	25	16	7	2
Total Votes Cast	87	50	33	4

METCALF, D. DOUGLAS

Vote For 1

	TOTAL	Polls	Early Provisional	S
Yes / Si	58	31	26	1
No	29	19	7	3
Total Votes Cast	87	50	33	4

MCGINLEY, CASEY F.

Vote For 1

	TOTAL	Polls	Early Provisional	S
Yes / Si	58	30	27	1
No	27	17	7	3
Total Votes Cast	85	47	34	4

SAKALL, GREG

Vote For 1

	TOTAL	Polls	Early Provisional	S
Yes / Si	57	32	24	1
No	30	18	9	3
Total Votes Cast	87	50	33	4

WAGENER, JOAN L.

Vote For 1

	TOTAL	Polls	Early Provisional	S
Yes / Si	58	34	23	1
No	30	16	11	3
Total Votes Cast	88	50	34	4

JOHNSON, KELLIE L.

Vote For 1

	TOTAL	Polls	Early Provisional	S
Yes / Si	63	36	26	1
No	25	14	8	3
Total Votes Cast	88	50	34	4

Precinct 137

ORTIZ, KIMBERLY H.

Vote For 1

	TOTAL	Polls	Early Provisional	s
Yes / Si	65	37	27	1
No	23	13	7	3
Total Votes Cast	88	50	34	4

MCDONALD, SCOTT DAVID

Vote For 1

	TOTAL	Polls	Early Provisional	s
Yes / Si	57	31	25	1
No	29	18	8	3
Total Votes Cast	86	49	33	4

ABRAMS, LISA ILKA

Vote For 1

	TOTAL	Polls	Early Provisional	s
Yes / Si	60	37	22	1
No	26	13	10	3
Total Votes Cast	86	50	32	4

Governing Board - Baboquivari School District No. 40

Vote For 2

	TOTAL	Polls	Early Provisional	s
GREASEWOOD, ELLA M.	30	16	14	0
MIGUEL, JESSICA	49	30	18	1
STEVENS, ANNAMARIE	46	25	20	1
Write-In Totals	2	0	2	0
Not Assigned	2	0	2	0
Total Votes Cast	127	71	54	2

Board of Governors - Pima Community College Dist. 3

Vote For 1

	TOTAL	Polls	Early Provisional	s
GARCIA, MARIA DE LA LUZ	72	38	31	3
RANDALL, KRISTEN	19	15	4	0
Write-In Totals	0	0	0	0
Not Assigned	0	0	0	0
Total Votes Cast	91	53	35	3

PROPOSITION 133

Vote For 1

	TOTAL	Polls	Early Provisional	s
Yes / Si	34	22	12	0
No	51	29	19	3
Total Votes Cast	85	51	31	3

Precinct 137

PROPOSITION 134

Vote For 1

	TOTAL	Polls	Early Provisional	s
Yes / Si	22	17	5	0
No	65	35	27	3
Total Votes Cast	87	52	32	3

PROPOSITION 135

Vote For 1

	TOTAL	Polls	Early Provisional	s
Yes / Si	30	19	11	0
No	54	32	19	3
Total Votes Cast	84	51	30	3

PROPOSITION 136

Vote For 1

	TOTAL	Polls	Early Provisional	s
Yes / Si	26	20	6	0
No	60	31	26	3
Total Votes Cast	86	51	32	3

PROPOSITION 137

Vote For 1

	TOTAL	Polls	Early Provisional	s
Yes / Si	22	17	5	0
No	57	33	22	2
Total Votes Cast	79	50	27	2

PROPOSITION 138

Vote For 1

	TOTAL	Polls	Early Provisional	s
Yes / Si	20	15	5	0
No	67	37	27	3
Total Votes Cast	87	52	32	3

PROPOSITION 139

Vote For 1

	TOTAL	Polls	Early Provisional	s
Yes / Si	77	44	31	2
No	20	13	6	1
Total Votes Cast	97	57	37	3

Precinct 137

PROPOSITION 140

Vote For 1

	TOTAL	Polls	Early Provisional	s
Yes / Si	52	33	18	1
No	43	22	19	2
Total Votes Cast	95	55	37	3

PROPOSITION 311

Vote For 1

	TOTAL	Polls	Early Provisional	s
Yes / Si	57	37	19	1
No	39	19	18	2
Total Votes Cast	96	56	37	3

PROPOSITION 312

Vote For 1

	TOTAL	Polls	Early Provisional	s
Yes / Si	45	29	16	0
No	50	26	21	3
Total Votes Cast	95	55	37	3

PROPOSITION 313

Vote For 1

	TOTAL	Polls	Early Provisional	s
Yes / Si	46	32	13	1
No	46	22	22	2
Total Votes Cast	92	54	35	3

PROPOSITION 314

Vote For 1

	TOTAL	Polls	Early Provisional	s
Yes / Si	35	22	13	0
No	54	30	21	3
Total Votes Cast	89	52	34	3

PROPOSITION 315

Vote For 1

	TOTAL	Polls	Early Provisional	s
Yes / Si	25	20	5	0
No	62	32	27	3
Total Votes Cast	87	52	32	3

Summary Results Report
 General Election
 November 5, 2024

OFFICIAL RESULTS
 Summary of Votes Cast
 County of Pima

Precinct 138

Statistics	TOTAL	Polls	Early Provisional	S
Registered Voters - Total	547			
Ballots Cast - Total	332	171	157	4
Ballots Cast - Blank	3	2	1	0
Voter Turnout - Total	60.69%			

Presidential Electors

Vote For 1	TOTAL	Polls	Early Provisional	S
HARRIS, KAMALA D.	313	160	149	4
TRUMP, DONALD J.	14	7	7	0
OLIVER, CHASE	0	0	0	0
STEIN, JILL	1	1	0	0
Write-In Totals	0	0	0	0
Write-In: Ayyadurai / Ellis	0	0	0	0
Write-In: Boddie / Stoneham	0	0	0	0
Write-In: De la Cruz / Garcia	0	0	0	0
Write-In: Shelton / Serra	0	0	0	0
Write-In: Skousen / Combs	0	0	0	0
Not Assigned	0	0	0	0
Total Votes Cast	328	168	156	4

U.S. Senator

Vote For 1	TOTAL	Polls	Early Provisional	S
GALLEGO, RUBEN	309	158	148	3
LAKE, KARI	13	6	7	0
QUINTANA, EDUARDO	7	5	1	1
Write-In Totals	0	0	0	0
Write-In: Williams, Sarah	0	0	0	0
Write-In: Beckett, Christopher	0	0	0	0
Write-In: Sanders, Steven Cavin	0	0	0	0
Write-In: Bozic, David	0	0	0	0
Write-In: Petty, Shawn	0	0	0	0
Write-In: Rodriguez, Benjamin	0	0	0	0
Write-In: Prosser, Jannie "Jannie"	0	0	0	0
Not Assigned	0	0	0	0
Total Votes Cast	329	169	156	4

U.S. Representative in Congress District 7

Vote For 1	TOTAL	Polls	Early Provisional	S
GRIJALVA, RAÚL M.	312	160	148	4
BUTIEREZ SR., DANIEL FRANCIS	14	7	7	0
Write-In Totals	1	0	1	0
Not Assigned	1	0	1	0
Total Votes Cast	327	167	156	4

Precinct 138

State Senator District 23

Vote For 1

	TOTAL	Polls	Early Provisional	S
FERNANDEZ, BRIAN	302	155	145	2
ALTHERR, MICHELLE	17	10	7	0
Write-In Totals	1	0	1	0
Not Assigned	1	0	1	0
Total Votes Cast	320	165	153	2

State Representative Dist. 23

Vote For 2

	TOTAL	Polls	Early Provisional	S
ROSALES, MATIAS	210	102	107	1
SANDOVAL, MARIANA	225	101	123	1
PENA, MICHELE	25	14	11	0
Write-In Totals	0	0	0	0
Not Assigned	0	0	0	0
Total Votes Cast	460	217	241	2

Corporation Commissioner

Vote For 3

	TOTAL	Polls	Early Provisional	S
AGUILAR, YLENIA	225	92	130	3
HILL, JONATHON	224	104	119	1
POLACHECK, JOSHUA	196	79	115	2
LOPEZ, RENE	21	12	9	0
MARQUEZ PETERSON, LEA	15	11	4	0
WALDEN, RACHEL	13	5	8	0
CEASE, MIKE	9	4	4	1
LUXENBERG, NINA	4	1	2	1
Write-In Totals	0	0	0	0
Write-In: Bertone, Frank	0	0	0	0
Not Assigned	0	0	0	0
Total Votes Cast	707	308	391	8

Board of Supervisors District 3

Vote For 1

	TOTAL	Polls	Early Provisional	S
ALLEN, JENNIFER "JEN"	296	149	146	1
WITTENBRAKER, JANET "JL"	14	8	6	0
BAH, IMAN-UTOPIA LAYJOU	6	4	1	1
Write-In Totals	1	0	1	0
Not Assigned	1	0	1	0
Total Votes Cast	317	161	154	2

Precinct 138

County Assessor

Vote For 1

	TOTAL	Polls	Early Provisional	S
DROUBIE, SUZANNE	309	156	149	4
Write-In Totals	1	0	1	0
Not Assigned	1	0	1	0
Total Votes Cast	310	156	150	4

County Attorney

Vote For 1

	TOTAL	Polls	Early Provisional	S
CONOVER, LAURA	297	147	146	4
DRUAN, HOWARD	17	13	4	0
Write-In Totals	0	0	0	0
Not Assigned	0	0	0	0
Total Votes Cast	314	160	150	4

County Recorder

Vote For 1

	TOTAL	Polls	Early Provisional	S
CÁZARES-KELLY, GABRIELLA	313	163	146	4
CAMPBELL-GONZALEZ, DOMINIC	14	5	9	0
Write-In Totals	0	0	0	0
Not Assigned	0	0	0	0
Total Votes Cast	327	168	155	4

County Sheriff

Vote For 1

	TOTAL	Polls	Early Provisional	S
NANOS, CHRIS	294	146	145	3
LAPPIN, HEATHER	30	19	10	1
Write-In Totals	0	0	0	0
Write-In: Di Genova, Trista	0	0	0	0
Not Assigned	0	0	0	0
Total Votes Cast	324	165	155	4

County Superintendent of Schools

Vote For 1

	TOTAL	Polls	Early Provisional	S
WILLIAMS, DUSTIN	308	154	150	4
Write-In Totals	2	1	1	0
Not Assigned	2	1	1	0
Total Votes Cast	310	155	151	4

Precinct 138

County Treasurer

Vote For 1

	TOTAL	Polls	Early Provisional	S
JOHNSON, BRIAN	302	152	146	4
ACKERLEY, CHRIS	19	10	9	0
Write-In Totals	1	0	1	0
Not Assigned	1	0	1	0
Total Votes Cast	322	162	156	4

KING, KATHRYN H.

Vote For 1

	TOTAL	Polls	Early Provisional	S
Yes / Si	183	93	87	3
No	115	58	56	1
Total Votes Cast	298	151	143	4

BOLICK, CLINT

Vote For 1

	TOTAL	Polls	Early Provisional	S
Yes / Si	150	81	66	3
No	139	64	74	1
Total Votes Cast	289	145	140	4

ECKERSTROM, PETER J.

Vote For 1

	TOTAL	Polls	Early Provisional	S
Yes / Si	200	102	94	4
No	95	49	46	0
Total Votes Cast	295	151	140	4

STARING, CHRISTOPHER P.

Vote For 1

	TOTAL	Polls	Early Provisional	S
Yes / Si	191	100	88	3
No	91	43	47	1
Total Votes Cast	282	143	135	4

GRIFFIN, BRENDEN J.

Vote For 1

	TOTAL	Polls	Early Provisional	S
Yes / Si	208	106	98	4
No	87	47	40	0
Total Votes Cast	295	153	138	4

Precinct 138

LEE, KENNETH

Vote For 1

	TOTAL	Polls	Early Provisional	S
Yes / Si	200	106	91	3
No	92	45	47	0
Total Votes Cast	292	151	138	3

BRYSON, KYLE A.

Vote For 1

	TOTAL	Polls	Early Provisional	S
Yes / Si	192	100	89	3
No	98	48	49	1
Total Votes Cast	290	148	138	4

COHEN, GARY J.

Vote For 1

	TOTAL	Polls	Early Provisional	S
Yes / Si	203	107	94	2
No	89	43	44	2
Total Votes Cast	292	150	138	4

GORDON, RICHARD E.

Vote For 1

	TOTAL	Polls	Early Provisional	S
Yes / Si	195	103	90	2
No	96	46	48	2
Total Votes Cast	291	149	138	4

BUTLER, MICHAEL J.

Vote For 1

	TOTAL	Polls	Early Provisional	S
Yes / Si	196	107	86	3
No	96	45	50	1
Total Votes Cast	292	152	136	4

YEHLING, WAYNE E.

Vote For 1

	TOTAL	Polls	Early Provisional	S
Yes / Si	196	103	90	3
No	93	44	48	1
Total Votes Cast	289	147	138	4

Precinct 138

CONSTANT, DANIELLE J.K.

Vote For 1

	TOTAL	Polls	Early Provisional	S
Yes / Si	194	101	90	3
No	95	49	45	1
Total Votes Cast	289	150	135	4

METCALF, D. DOUGLAS

Vote For 1

	TOTAL	Polls	Early Provisional	S
Yes / Si	199	98	97	4
No	90	51	39	0
Total Votes Cast	289	149	136	4

MCGINLEY, CASEY F.

Vote For 1

	TOTAL	Polls	Early Provisional	S
Yes / Si	192	101	89	2
No	96	47	47	2
Total Votes Cast	288	148	136	4

SAKALL, GREG

Vote For 1

	TOTAL	Polls	Early Provisional	S
Yes / Si	190	101	86	3
No	99	49	49	1
Total Votes Cast	289	150	135	4

WAGENER, JOAN L.

Vote For 1

	TOTAL	Polls	Early Provisional	S
Yes / Si	208	108	96	4
No	83	43	40	0
Total Votes Cast	291	151	136	4

JOHNSON, KELLIE L.

Vote For 1

	TOTAL	Polls	Early Provisional	S
Yes / Si	203	106	93	4
No	89	46	43	0
Total Votes Cast	292	152	136	4

Precinct 138

ORTIZ, KIMBERLY H.

Vote For 1

	TOTAL	Polls	Early Provisional	s
Yes / Si	216	110	103	3
No	75	39	35	1
Total Votes Cast	291	149	138	4

MCDONALD, SCOTT DAVID

Vote For 1

	TOTAL	Polls	Early Provisional	s
Yes / Si	190	101	86	3
No	99	49	49	1
Total Votes Cast	289	150	135	4

ABRAMS, LISA ILKA

Vote For 1

	TOTAL	Polls	Early Provisional	s
Yes / Si	205	106	96	3
No	85	44	41	0
Total Votes Cast	290	150	137	3

Governing Board - Baboquivari School District No. 40

Vote For 2

	TOTAL	Polls	Early Provisional	s
GREASEWOOD, ELLA M.	77	35	41	1
MIGUEL, JESSICA	191	97	94	0
STEVENS, ANNAMARIE	208	95	111	2
Write-In Totals	0	0	0	0
Not Assigned	0	0	0	0
Total Votes Cast	476	227	246	3

Board of Governors - Pima Community College Dist. 3

Vote For 1

	TOTAL	Polls	Early Provisional	s
GARCIA, MARIA DE LA LUZ	161	80	79	2
RANDALL, KRISTEN	145	79	66	0
Write-In Totals	0	0	0	0
Not Assigned	0	0	0	0
Total Votes Cast	306	159	145	2

PROPOSITION 133

Vote For 1

	TOTAL	Polls	Early Provisional	s
Yes / Si	92	54	36	2
No	205	101	102	2
Total Votes Cast	297	155	138	4

Precinct 138

PROPOSITION 134

Vote For 1

	TOTAL	Polls	Early Provisional	S
Yes / Si	85	46	37	2
No	222	115	105	2
Total Votes Cast	307	161	142	4

PROPOSITION 135

Vote For 1

	TOTAL	Polls	Early Provisional	S
Yes / Si	82	53	27	2
No	218	104	112	2
Total Votes Cast	300	157	139	4

PROPOSITION 136

Vote For 1

	TOTAL	Polls	Early Provisional	S
Yes / Si	74	44	28	2
No	228	113	114	1
Total Votes Cast	302	157	142	3

PROPOSITION 137

Vote For 1

	TOTAL	Polls	Early Provisional	S
Yes / Si	89	47	40	2
No	199	104	93	2
Total Votes Cast	288	151	133	4

PROPOSITION 138

Vote For 1

	TOTAL	Polls	Early Provisional	S
Yes / Si	72	45	25	2
No	229	115	112	2
Total Votes Cast	301	160	137	4

PROPOSITION 139

Vote For 1

	TOTAL	Polls	Early Provisional	S
Yes / Si	228	113	113	2
No	86	51	33	2
Total Votes Cast	314	164	146	4

Precinct 138

PROPOSITION 140

Vote For 1

	TOTAL	Polls	Early Provisional	S
Yes / Si	138	81	54	3
No	171	82	88	1
Total Votes Cast	309	163	142	4

PROPOSITION 311

Vote For 1

	TOTAL	Polls	Early Provisional	S
Yes / Si	177	102	72	3
No	135	61	73	1
Total Votes Cast	312	163	145	4

PROPOSITION 312

Vote For 1

	TOTAL	Polls	Early Provisional	S
Yes / Si	109	67	40	2
No	197	93	102	2
Total Votes Cast	306	160	142	4

PROPOSITION 313

Vote For 1

	TOTAL	Polls	Early Provisional	S
Yes / Si	145	77	66	2
No	153	78	73	2
Total Votes Cast	298	155	139	4

PROPOSITION 314

Vote For 1

	TOTAL	Polls	Early Provisional	S
Yes / Si	108	62	43	3
No	194	93	100	1
Total Votes Cast	302	155	143	4

PROPOSITION 315

Vote For 1

	TOTAL	Polls	Early Provisional	S
Yes / Si	85	55	27	3
No	209	97	111	1
Total Votes Cast	294	152	138	4

Summary Results Report
 General Election
 November 5, 2024

OFFICIAL RESULTS
 Summary of Votes Cast
 County of Pima

Precinct 139

Statistics	TOTAL	Polls	Early Provisional	S
Registered Voters - Total	605			
Ballots Cast - Total	406	138	266	2
Ballots Cast - Blank	13	7	5	1
Voter Turnout - Total	67.11%			

Presidential Electors

Vote For 1	TOTAL	Polls	Early Provisional	S
HARRIS, KAMALA D.	213	68	144	1
TRUMP, DONALD J.	181	68	112	1
OLIVER, CHASE	6	1	5	0
STEIN, JILL	1	0	1	0
Write-In Totals	0	0	0	0
Write-In: Ayyadurai / Ellis	0	0	0	0
Write-In: Boddie / Stoneham	0	0	0	0
Write-In: De la Cruz / Garcia	0	0	0	0
Write-In: Shelton / Serra	0	0	0	0
Write-In: Skousen / Combs	0	0	0	0
Not Assigned	0	0	0	0
Total Votes Cast	401	137	262	2

U.S. Senator

Vote For 1	TOTAL	Polls	Early Provisional	S
GALLEGO, RUBEN	227	74	152	1
LAKE, KARI	148	52	95	1
QUINTANA, EDUARDO	19	8	11	0
Write-In Totals	2	1	1	0
Write-In: Williams, Sarah	0	0	0	0
Write-In: Beckett, Christopher	0	0	0	0
Write-In: Sanders, Steven Cavin	0	0	0	0
Write-In: Bozic, David	0	0	0	0
Write-In: Petty, Shawn	0	0	0	0
Write-In: Rodriguez, Benjamin	0	0	0	0
Write-In: Prosser, Jannie "Jannie"	0	0	0	0
Not Assigned	2	1	1	0
Total Votes Cast	396	135	259	2

U.S. Representative in Congress District 7

Vote For 1	TOTAL	Polls	Early Provisional	S
GRIJALVA, RAÚL M.	227	72	154	1
BUTIEREZ SR., DANIEL FRANCIS	155	58	96	1
Write-In Totals	1	0	1	0
Not Assigned	1	0	1	0
Total Votes Cast	383	130	251	2

Precinct 139

State Senator District 21

Vote For 1

	TOTAL	Polls	Early Provisional	S
GABALDÓN, ROSANNA	281	89	191	1
Write-In Totals	15	7	7	1
Not Assigned	15	7	7	1
Total Votes Cast	296	96	198	2

State Representative Dist. 21

Vote For 2

	TOTAL	Polls	Early Provisional	S
HERNANDEZ, CONSUELO	193	59	133	1
STAHL HAMILTON, STEPHANIE	144	36	107	1
KIBBEY, CHRISTOPHER	160	55	104	1
Write-In Totals	1	1	0	0
Not Assigned	1	1	0	0
Total Votes Cast	498	151	344	3

Corporation Commissioner

Vote For 3

	TOTAL	Polls	Early Provisional	S
AGUILAR, YLENIA	192	58	133	1
HILL, JONATHON	151	39	111	1
POLACHECK, JOSHUA	135	36	98	1
LOPEZ, RENE	139	47	91	1
MARQUEZ PETERSON, LEA	105	26	79	0
WALDEN, RACHEL	131	34	97	0
CEASE, MIKE	15	3	11	1
LUXENBERG, NINA	18	1	17	0
Write-In Totals	1	1	0	0
Write-In: Bertone, Frank	0	0	0	0
Not Assigned	1	1	0	0
Total Votes Cast	887	245	637	5

Board of Supervisors District 3

Vote For 1

	TOTAL	Polls	Early Provisional	S
ALLEN, JENNIFER "JEN"	207	68	137	2
WITTENBRAKER, JANET "JL"	149	52	97	0
BAH, IMAN-UTOPIA LAYJOU	14	1	13	0
Write-In Totals	1	1	0	0
Not Assigned	1	1	0	0
Total Votes Cast	371	122	247	2

Summary Results Report
 General Election
 November 5, 2024

OFFICIAL RESULTS
 Summary of Votes Cast
 County of Pima

Precinct 139

County Assessor

Vote For 1

	TOTAL	Polls	Early Provisional	S
DROUBIE, SUZANNE	282	89	192	1
Write-In Totals	11	5	6	0
Not Assigned	11	5	6	0
Total Votes Cast	293	94	198	1

County Attorney

Vote For 1

	TOTAL	Polls	Early Provisional	S
CONOVER, LAURA	243	81	161	1
DRUAN, HOWARD	71	21	49	1
Write-In Totals	7	3	4	0
Not Assigned	7	3	4	0
Total Votes Cast	321	105	214	2

County Recorder

Vote For 1

	TOTAL	Polls	Early Provisional	S
CÁZARES-KELLY, GABRIELLA	220	67	152	1
CAMPBELL-GONZALEZ, DOMINIC	158	58	99	1
Write-In Totals	1	1	0	0
Not Assigned	1	1	0	0
Total Votes Cast	379	126	251	2

County Sheriff

Vote For 1

	TOTAL	Polls	Early Provisional	S
NANOS, CHRIS	205	68	136	1
LAPPIN, HEATHER	180	58	121	1
Write-In Totals	1	1	0	0
Write-In: Di Genova, Trista	0	0	0	0
Not Assigned	1	1	0	0
Total Votes Cast	386	127	257	2

County Superintendent of Schools

Vote For 1

	TOTAL	Polls	Early Provisional	S
WILLIAMS, DUSTIN	272	88	183	1
Write-In Totals	14	4	10	0
Not Assigned	14	4	10	0
Total Votes Cast	286	92	193	1

Precinct 139

County Treasurer

Vote For 1

	TOTAL	Polls	Early Provisional	S
JOHNSON, BRIAN	200	63	136	1
ACKERLEY, CHRIS	174	60	113	1
Write-In Totals	1	1	0	0
Not Assigned	1	1	0	0
Total Votes Cast	375	124	249	2

Constable Precinct 7

Vote For 1

	TOTAL	Polls	Early Provisional	S
SCHENEK JR., THOMAS	277	77	198	2
Write-In Totals	11	8	3	0
Not Assigned	11	8	3	0
Total Votes Cast	288	85	201	2

KING, KATHRYN H.

Vote For 1

	TOTAL	Polls	Early Provisional	S
Yes / Si	222	72	149	1
No	100	30	70	0
Total Votes Cast	322	102	219	1

BOLICK, CLINT

Vote For 1

	TOTAL	Polls	Early Provisional	S
Yes / Si	178	54	123	1
No	128	35	93	0
Total Votes Cast	306	89	216	1

ECKERSTROM, PETER J.

Vote For 1

	TOTAL	Polls	Early Provisional	S
Yes / Si	206	67	138	1
No	93	27	66	0
Total Votes Cast	299	94	204	1

STARING, CHRISTOPHER P.

Vote For 1

	TOTAL	Polls	Early Provisional	S
Yes / Si	199	66	133	0
No	99	26	72	1
Total Votes Cast	298	92	205	1

Precinct 139

GRIFFIN, BRENDEN J.

Vote For 1

	TOTAL	Polls	Early Provisional	S
Yes / Si	198	63	135	0
No	91	28	62	1
Total Votes Cast	289	91	197	1

LEE, KENNETH

Vote For 1

	TOTAL	Polls	Early Provisional	S
Yes / Si	196	61	135	0
No	90	26	63	1
Total Votes Cast	286	87	198	1

BRYSON, KYLE A.

Vote For 1

	TOTAL	Polls	Early Provisional	S
Yes / Si	202	59	143	0
No	81	28	53	0
Total Votes Cast	283	87	196	0

COHEN, GARY J.

Vote For 1

	TOTAL	Polls	Early Provisional	S
Yes / Si	196	55	140	1
No	88	31	57	0
Total Votes Cast	284	86	197	1

GORDON, RICHARD E.

Vote For 1

	TOTAL	Polls	Early Provisional	S
Yes / Si	188	57	131	0
No	96	31	65	0
Total Votes Cast	284	88	196	0

BUTLER, MICHAEL J.

Vote For 1

	TOTAL	Polls	Early Provisional	S
Yes / Si	189	61	128	0
No	95	27	67	1
Total Votes Cast	284	88	195	1

Precinct 139

YEHLING, WAYNE E.

Vote For 1

	TOTAL	Polls	Early Provisional	S
Yes / Si	186	56	130	0
No	94	29	65	0
Total Votes Cast	280	85	195	0

CONSTANT, DANIELLE J.K.

Vote For 1

	TOTAL	Polls	Early Provisional	S
Yes / Si	199	65	133	1
No	85	23	62	0
Total Votes Cast	284	88	195	1

METCALF, D. DOUGLAS

Vote For 1

	TOTAL	Polls	Early Provisional	S
Yes / Si	189	56	132	1
No	93	30	63	0
Total Votes Cast	282	86	195	1

MCGINLEY, CASEY F.

Vote For 1

	TOTAL	Polls	Early Provisional	S
Yes / Si	194	61	133	0
No	90	27	62	1
Total Votes Cast	284	88	195	1

SAKALL, GREG

Vote For 1

	TOTAL	Polls	Early Provisional	S
Yes / Si	193	59	133	1
No	91	29	62	0
Total Votes Cast	284	88	195	1

WAGENER, JOAN L.

Vote For 1

	TOTAL	Polls	Early Provisional	S
Yes / Si	196	63	132	1
No	88	26	62	0
Total Votes Cast	284	89	194	1

Precinct 139

JOHNSON, KELLIE L.

Vote For 1

	TOTAL	Polls	Early Provisional	S
Yes / Si	199	66	132	1
No	87	22	65	0
Total Votes Cast	286	88	197	1

ORTIZ, KIMBERLY H.

Vote For 1

	TOTAL	Polls	Early Provisional	S
Yes / Si	210	67	142	1
No	74	21	53	0
Total Votes Cast	284	88	195	1

MCDONALD, SCOTT DAVID

Vote For 1

	TOTAL	Polls	Early Provisional	S
Yes / Si	195	58	136	1
No	83	26	57	0
Total Votes Cast	278	84	193	1

ABRAMS, LISA ILKA

Vote For 1

	TOTAL	Polls	Early Provisional	S
Yes / Si	198	62	135	1
No	82	25	57	0
Total Votes Cast	280	87	192	1

Governing Board - Sahuarita Unified School District No. 30

Vote For 3

	TOTAL	Polls	Early Provisional	S
BRUNO, ANTHONY "TONY" ROCCO	216	68	148	0
FETTIG, DEBBIE	69	18	51	0
PETERSMARCK, AMY	130	34	96	0
REIS, DENISE	132	37	95	0
ZANIN, KATHRYN	114	24	89	1
Write-In Totals	1	1	0	0
Not Assigned	1	1	0	0
Total Votes Cast	662	182	479	1

Precinct 139

Board of Governors - Pima Community College Dist. 3

Vote For 1

	TOTAL	Polls	Early Provisional	S
GARCIA, MARIA DE LA LUZ	193	76	116	1
RANDALL, KRISTEN	110	30	79	1
Write-In Totals	3	2	1	0
Not Assigned	3	2	1	0
Total Votes Cast	306	108	196	2

PROPOSITION 133

Vote For 1

	TOTAL	Polls	Early Provisional	S
Yes / Si	174	63	110	1
No	183	55	127	1
Total Votes Cast	357	118	237	2

PROPOSITION 134

Vote For 1

	TOTAL	Polls	Early Provisional	S
Yes / Si	148	55	93	0
No	205	62	142	1
Total Votes Cast	353	117	235	1

PROPOSITION 135

Vote For 1

	TOTAL	Polls	Early Provisional	S
Yes / Si	167	63	104	0
No	179	52	127	0
Total Votes Cast	346	115	231	0

PROPOSITION 136

Vote For 1

	TOTAL	Polls	Early Provisional	S
Yes / Si	125	50	75	0
No	219	60	158	1
Total Votes Cast	344	110	233	1

PROPOSITION 137

Vote For 1

	TOTAL	Polls	Early Provisional	S
Yes / Si	85	43	42	0
No	251	69	181	1
Total Votes Cast	336	112	223	1

Precinct 139

PROPOSITION 138

Vote For 1

	TOTAL	Polls	Early Provisional	S
Yes / Si	73	29	44	0
No	286	89	196	1
Total Votes Cast	359	118	240	1

PROPOSITION 139

Vote For 1

	TOTAL	Polls	Early Provisional	S
Yes / Si	230	71	159	0
No	150	56	94	0
Total Votes Cast	380	127	253	0

PROPOSITION 140

Vote For 1

	TOTAL	Polls	Early Provisional	S
Yes / Si	193	58	135	0
No	176	63	113	0
Total Votes Cast	369	121	248	0

PROPOSITION 311

Vote For 1

	TOTAL	Polls	Early Provisional	S
Yes / Si	240	73	166	1
No	129	47	82	0
Total Votes Cast	369	120	248	1

PROPOSITION 312

Vote For 1

	TOTAL	Polls	Early Provisional	S
Yes / Si	219	68	151	0
No	145	50	94	1
Total Votes Cast	364	118	245	1

PROPOSITION 313

Vote For 1

	TOTAL	Polls	Early Provisional	S
Yes / Si	238	82	156	0
No	113	33	79	1
Total Votes Cast	351	115	235	1

Precinct 139

PROPOSITION 314

Vote For 1

	TOTAL	Polls	Early Provisional	S
Yes / Si	211	68	143	0
No	137	47	89	1
Total Votes Cast	348	115	232	1

PROPOSITION 315

Vote For 1

	TOTAL	Polls	Early Provisional	S
Yes / Si	153	41	112	0
No	185	68	117	0
Total Votes Cast	338	109	229	0

Precinct 140

Statistics	TOTAL	Polls	Early Provisional	s
Registered Voters - Total	862			
Ballots Cast - Total	660	119	537	4
Ballots Cast - Blank	9	2	7	0
Voter Turnout - Total	76.57%			

Presidential Electors

Vote For 1	TOTAL	Polls	Early Provisional	s
HARRIS, KAMALA D.	249	30	219	0
TRUMP, DONALD J.	392	84	304	4
OLIVER, CHASE	5	2	3	0
STEIN, JILL	2	0	2	0
Write-In Totals	4	1	3	0
Write-In: Ayyadurai / Ellis	0	0	0	0
Write-In: Boddie / Stoneham	0	0	0	0
Write-In: De la Cruz / Garcia	0	0	0	0
Write-In: Shelton / Serra	0	0	0	0
Write-In: Skousen / Combs	0	0	0	0
Not Assigned	4	1	3	0
Total Votes Cast	652	117	531	4

U.S. Senator

Vote For 1	TOTAL	Polls	Early Provisional	s
GALLEGO, RUBEN	270	36	234	0
LAKE, KARI	361	76	281	4
QUINTANA, EDUARDO	14	4	10	0
Write-In Totals	2	2	0	0
Write-In: Williams, Sarah	0	0	0	0
Write-In: Beckett, Christopher	0	0	0	0
Write-In: Sanders, Steven Cavin	0	0	0	0
Write-In: Bozic, David	0	0	0	0
Write-In: Petty, Shawn	0	0	0	0
Write-In: Rodriguez, Benjamin	0	0	0	0
Write-In: Prosser, Jannie "Jannie"	0	0	0	0
Not Assigned	2	2	0	0
Total Votes Cast	647	118	525	4

Summary Results Report
 General Election
 November 5, 2024

OFFICIAL RESULTS
 Summary of Votes Cast
 County of Pima

Precinct 140

U.S. Representative in Congress District 6

Vote For 1

	TOTAL	Polls	Early Provisional	S
ENGEL, KIRSTEN	248	34	214	0
CISCOMANI, JUAN	379	80	296	3
EASTWOOD, ATHENA	17	3	14	0
Write-In Totals	0	0	0	0
Write-In: Pozzolo, Luis	0	0	0	0
Not Assigned	0	0	0	0
Total Votes Cast	644	117	524	3

State Senator District 19

Vote For 1

	TOTAL	Polls	Early Provisional	S
KARP, BOB	247	33	213	1
GOWAN, DAVID	388	81	306	1
Write-In Totals	0	0	0	0
Not Assigned	0	0	0	0
Total Votes Cast	635	114	519	2

State Representative Dist. 19

Vote For 2

	TOTAL	Polls	Early Provisional	S
FROSTROM JR., GREGG	251	34	217	0
DIAZ, LUPE	299	60	237	2
GRIFFIN, GAIL	354	65	289	0
Write-In Totals	3	0	3	0
Not Assigned	3	0	3	0
Total Votes Cast	907	159	746	2

Corporation Commissioner

Vote For 3

	TOTAL	Polls	Early Provisional	S
AGUILAR, YLENIA	231	32	199	0
HILL, JONATHON	201	21	180	0
POLACHECK, JOSHUA	199	21	178	0
LOPEZ, RENE	332	72	259	1
MARQUEZ PETERSON, LEA	307	57	247	3
WALDEN, RACHEL	326	55	270	1
CEASE, MIKE	21	2	19	0
LUXENBERG, NINA	23	8	15	0
Write-In Totals	1	0	1	0
Write-In: Bertone, Frank	0	0	0	0
Not Assigned	1	0	1	0
Total Votes Cast	1,641	268	1,368	5

Precinct 140

Board of Supervisors District 2

Vote For 1				
	TOTAL	Polls	Early Provisional	S
HEINZ, MATT	247	32	215	0
BACKER, JOHN	381	80	298	3
Write-In Totals	3	0	3	0
Not Assigned	3	0	3	0
Total Votes Cast	631	112	516	3

County Assessor

Vote For 1				
	TOTAL	Polls	Early Provisional	S
DROUBIE, SUZANNE	382	66	314	2
Write-In Totals	40	7	33	0
Not Assigned	40	7	33	0
Total Votes Cast	422	73	347	2

County Attorney

Vote For 1				
	TOTAL	Polls	Early Provisional	S
CONOVER, LAURA	294	43	250	1
DRUAN, HOWARD	194	47	144	3
Write-In Totals	19	3	16	0
Not Assigned	19	3	16	0
Total Votes Cast	507	93	410	4

County Recorder

Vote For 1				
	TOTAL	Polls	Early Provisional	S
CÁZARES-KELLY, GABRIELLA	252	34	218	0
CAMPBELL-GONZALEZ, DOMINIC	359	77	278	4
Write-In Totals	1	0	1	0
Not Assigned	1	0	1	0
Total Votes Cast	612	111	497	4

County Sheriff

Vote For 1				
	TOTAL	Polls	Early Provisional	S
NANOS, CHRIS	242	32	210	0
LAPPIN, HEATHER	391	82	305	4
Write-In Totals	2	0	2	0
Write-In: Di Genova, Trista	0	0	0	0
Not Assigned	2	0	2	0
Total Votes Cast	635	114	517	4

Precinct 140

County Superintendent of Schools

Vote For 1

	TOTAL	Polls	Early Provisional	S
WILLIAMS, DUSTIN	376	61	313	2
Write-In Totals	37	7	30	0
Not Assigned	37	7	30	0
Total Votes Cast	413	68	343	2

County Treasurer

Vote For 1

	TOTAL	Polls	Early Provisional	S
JOHNSON, BRIAN	227	32	195	0
ACKERLEY, CHRIS	396	80	312	4
Write-In Totals	2	0	2	0
Not Assigned	2	0	2	0
Total Votes Cast	625	112	509	4

Constable Precinct 7

Vote For 1

	TOTAL	Polls	Early Provisional	S
SCHENEK JR., THOMAS	479	96	380	3
Write-In Totals	13	0	13	0
Not Assigned	13	0	13	0
Total Votes Cast	492	96	393	3

KING, KATHRYN H.

Vote For 1

	TOTAL	Polls	Early Provisional	S
Yes / Si	341	66	273	2
No	179	34	144	1
Total Votes Cast	520	100	417	3

BOLICK, CLINT

Vote For 1

	TOTAL	Polls	Early Provisional	S
Yes / Si	332	65	265	2
No	178	31	146	1
Total Votes Cast	510	96	411	3

ECKERSTROM, PETER J.

Vote For 1

	TOTAL	Polls	Early Provisional	S
Yes / Si	326	56	268	2
No	164	35	128	1
Total Votes Cast	490	91	396	3

Precinct 140

STARING, CHRISTOPHER P.

Vote For 1

	TOTAL	Polls	Early Provisional	S
Yes / Si	338	57	279	2
No	143	34	108	1
Total Votes Cast	481	91	387	3

GRIFFIN, BRENDEN J.

Vote For 1

	TOTAL	Polls	Early Provisional	S
Yes / Si	343	57	283	3
No	136	31	105	0
Total Votes Cast	479	88	388	3

LEE, KENNETH

Vote For 1

	TOTAL	Polls	Early Provisional	S
Yes / Si	342	52	287	3
No	133	35	98	0
Total Votes Cast	475	87	385	3

BRYSON, KYLE A.

Vote For 1

	TOTAL	Polls	Early Provisional	S
Yes / Si	340	54	283	3
No	139	35	104	0
Total Votes Cast	479	89	387	3

COHEN, GARY J.

Vote For 1

	TOTAL	Polls	Early Provisional	S
Yes / Si	339	55	282	2
No	139	34	104	1
Total Votes Cast	478	89	386	3

GORDON, RICHARD E.

Vote For 1

	TOTAL	Polls	Early Provisional	S
Yes / Si	340	54	284	2
No	137	33	103	1
Total Votes Cast	477	87	387	3

Precinct 140

BUTLER, MICHAEL J.

Vote For 1

	TOTAL	Polls	Early Provisional	S
Yes / Si	341	50	288	3
No	138	37	101	0
Total Votes Cast	479	87	389	3

YEHLING, WAYNE E.

Vote For 1

	TOTAL	Polls	Early Provisional	S
Yes / Si	342	56	284	2
No	135	31	103	1
Total Votes Cast	477	87	387	3

CONSTANT, DANIELLE J.K.

Vote For 1

	TOTAL	Polls	Early Provisional	S
Yes / Si	329	54	272	3
No	149	34	115	0
Total Votes Cast	478	88	387	3

METCALF, D. DOUGLAS

Vote For 1

	TOTAL	Polls	Early Provisional	S
Yes / Si	335	52	280	3
No	142	33	109	0
Total Votes Cast	477	85	389	3

MCGINLEY, CASEY F.

Vote For 1

	TOTAL	Polls	Early Provisional	S
Yes / Si	347	55	290	2
No	133	33	99	1
Total Votes Cast	480	88	389	3

SAKALL, GREG

Vote For 1

	TOTAL	Polls	Early Provisional	S
Yes / Si	334	53	279	2
No	142	33	108	1
Total Votes Cast	476	86	387	3

Precinct 140

WAGENER, JOAN L.

Vote For 1

	TOTAL	Polls	Early Provisional	S
Yes / Si	338	56	279	3
No	142	33	109	0
Total Votes Cast	480	89	388	3

JOHNSON, KELLIE L.

Vote For 1

	TOTAL	Polls	Early Provisional	S
Yes / Si	331	58	271	2
No	149	30	118	1
Total Votes Cast	480	88	389	3

ORTIZ, KIMBERLY H.

Vote For 1

	TOTAL	Polls	Early Provisional	S
Yes / Si	344	56	286	2
No	134	30	103	1
Total Votes Cast	478	86	389	3

MCDONALD, SCOTT DAVID

Vote For 1

	TOTAL	Polls	Early Provisional	S
Yes / Si	339	53	283	3
No	138	34	104	0
Total Votes Cast	477	87	387	3

ABRAMS, LISA ILKA

Vote For 1

	TOTAL	Polls	Early Provisional	S
Yes / Si	337	54	281	2
No	144	34	109	1
Total Votes Cast	481	88	390	3

Governing Board - Sahuarita Unified School District No. 30

Vote For 3

	TOTAL	Polls	Early Provisional	S
BRUNO, ANTHONY "TONY" ROCCO	306	61	244	1
FETTIG, DEBBIE	113	13	99	1
PETERSMARCK, AMY	277	49	227	1
REIS, DENISE	301	58	243	0
ZANIN, KATHRYN	212	33	179	0
Write-In Totals	7	3	4	0
Not Assigned	7	3	4	0
Total Votes Cast	1,216	217	996	3

Precinct 140

PROPOSITION 133

Vote For 1

	TOTAL	Polls	Early Provisional	S
Yes / Si	292	60	232	0
No	303	50	250	3
Total Votes Cast	595	110	482	3

PROPOSITION 134

Vote For 1

	TOTAL	Polls	Early Provisional	S
Yes / Si	279	57	222	0
No	316	52	261	3
Total Votes Cast	595	109	483	3

PROPOSITION 135

Vote For 1

	TOTAL	Polls	Early Provisional	S
Yes / Si	314	61	251	2
No	271	44	225	2
Total Votes Cast	585	105	476	4

PROPOSITION 136

Vote For 1

	TOTAL	Polls	Early Provisional	S
Yes / Si	232	52	180	0
No	341	56	282	3
Total Votes Cast	573	108	462	3

PROPOSITION 137

Vote For 1

	TOTAL	Polls	Early Provisional	S
Yes / Si	151	29	121	1
No	434	77	355	2
Total Votes Cast	585	106	476	3

PROPOSITION 138

Vote For 1

	TOTAL	Polls	Early Provisional	S
Yes / Si	156	32	124	0
No	450	81	365	4
Total Votes Cast	606	113	489	4

Precinct 140

PROPOSITION 139

Vote For 1

	TOTAL	Polls	Early Provisional	S
Yes / Si	343	55	285	3
No	290	62	227	1
Total Votes Cast	633	117	512	4

PROPOSITION 140

Vote For 1

	TOTAL	Polls	Early Provisional	S
Yes / Si	242	53	187	2
No	384	60	322	2
Total Votes Cast	626	113	509	4

PROPOSITION 311

Vote For 1

	TOTAL	Polls	Early Provisional	S
Yes / Si	452	94	354	4
No	177	22	155	0
Total Votes Cast	629	116	509	4

PROPOSITION 312

Vote For 1

	TOTAL	Polls	Early Provisional	S
Yes / Si	396	87	305	4
No	227	27	200	0
Total Votes Cast	623	114	505	4

PROPOSITION 313

Vote For 1

	TOTAL	Polls	Early Provisional	S
Yes / Si	449	85	360	4
No	167	28	139	0
Total Votes Cast	616	113	499	4

PROPOSITION 314

Vote For 1

	TOTAL	Polls	Early Provisional	S
Yes / Si	428	86	338	4
No	178	26	152	0
Total Votes Cast	606	112	490	4

Precinct 140

PROPOSITION 315

Vote For 1

	TOTAL	Polls	Early Provisional	S
Yes / Si	306	64	241	1
No	271	46	223	2
Total Votes Cast	577	110	464	3

Summary Results Report
 General Election
 November 5, 2024

OFFICIAL RESULTS
 Summary of Votes Cast
 County of Pima

Precinct 141

Statistics	TOTAL	Polls	Early Provisional	s
Registered Voters - Total	4,654			
Ballots Cast - Total	4,258	279	3,974	5
Ballots Cast - Blank	59	6	52	1
Voter Turnout - Total	91.49%			

Presidential Electors

Vote For 1	TOTAL	Polls	Early Provisional	s
HARRIS, KAMALA D.	2,406	85	2,319	2
TRUMP, DONALD J.	1,779	183	1,593	3
OLIVER, CHASE	15	5	10	0
STEIN, JILL	12	0	12	0
Write-In Totals	12	4	8	0
Write-In: Ayyadurai / Ellis	0	0	0	0
Write-In: Boddie / Stoneham	0	0	0	0
Write-In: De la Cruz / Garcia	0	0	0	0
Write-In: Shelton / Serra	0	0	0	0
Write-In: Skousen / Combs	0	0	0	0
Not Assigned	12	4	8	0
Total Votes Cast	4,224	277	3,942	5

U.S. Senator

Vote For 1	TOTAL	Polls	Early Provisional	s
GALLEGO, RUBEN	2,451	88	2,362	1
LAKE, KARI	1,659	175	1,481	3
QUINTANA, EDUARDO	58	5	53	0
Write-In Totals	4	0	4	0
Write-In: Williams, Sarah	0	0	0	0
Write-In: Beckett, Christopher	0	0	0	0
Write-In: Sanders, Steven Cavin	0	0	0	0
Write-In: Bozic, David	0	0	0	0
Write-In: Petty, Shawn	0	0	0	0
Write-In: Rodriguez, Benjamin	0	0	0	0
Write-In: Prosser, Jannie "Jannie"	0	0	0	0
Not Assigned	4	0	4	0
Total Votes Cast	4,172	268	3,900	4

Summary Results Report
 General Election
 November 5, 2024

OFFICIAL RESULTS
 Summary of Votes Cast
 County of Pima

Precinct 141

U.S. Representative in Congress District 6

Vote For 1

	TOTAL	Polls	Early Provisional	S
ENGEL, KIRSTEN	2,321	85	2,235	1
CISCOMANI, JUAN	1,744	167	1,574	3
EASTWOOD, ATHENA	73	12	61	0
Write-In Totals	2	0	2	0
Write-In: Pozzolo, Luis	2	0	2	0
Not Assigned	0	0	0	0
Total Votes Cast	4,140	264	3,872	4

State Senator District 19

Vote For 1

	TOTAL	Polls	Early Provisional	S
KARP, BOB	2,243	78	2,164	1
GOWAN, DAVID	1,807	178	1,626	3
Write-In Totals	5	1	4	0
Not Assigned	5	1	4	0
Total Votes Cast	4,055	257	3,794	4

State Representative Dist. 19

Vote For 2

	TOTAL	Polls	Early Provisional	S
FROSTROM JR., GREGG	2,256	78	2,177	1
DIAZ, LUPE	1,348	103	1,242	3
GRIFFIN, GAIL	1,768	153	1,614	1
Write-In Totals	7	1	6	0
Not Assigned	7	1	6	0
Total Votes Cast	5,379	335	5,039	5

Corporation Commissioner

Vote For 3

	TOTAL	Polls	Early Provisional	S
AGUILAR, YLENIA	2,056	61	1,994	1
HILL, JONATHON	2,105	55	2,049	1
POLACHECK, JOSHUA	1,967	49	1,917	1
LOPEZ, RENE	1,559	133	1,425	1
MARQUEZ PETERSON, LEA	1,548	126	1,421	1
WALDEN, RACHEL	1,706	153	1,551	2
CEASE, MIKE	109	9	100	0
LUXENBERG, NINA	120	11	108	1
Write-In Totals	2	0	2	0
Write-In: Bertone, Frank	0	0	0	0
Not Assigned	2	0	2	0
Total Votes Cast	11,172	597	10,567	8

Precinct 141

Board of Supervisors District 4

Vote For 1

	TOTAL	Polls	Early Provisional	S
BECHTOL, VANESSA	2,198	78	2,119	1
CHRISTY, STEPHEN W. "STEVE"	1,853	177	1,673	3
Write-In Totals	2	0	2	0
Not Assigned	2	0	2	0
Total Votes Cast	4,053	255	3,794	4

County Assessor

Vote For 1

	TOTAL	Polls	Early Provisional	S
DROUBIE, SUZANNE	2,763	125	2,637	1
Write-In Totals	73	9	62	2
Not Assigned	73	9	62	2
Total Votes Cast	2,836	134	2,699	3

County Attorney

Vote For 1

	TOTAL	Polls	Early Provisional	S
CONOVER, LAURA	2,436	88	2,347	1
DRUAN, HOWARD	715	77	636	2
Write-In Totals	44	4	40	0
Not Assigned	44	4	40	0
Total Votes Cast	3,195	169	3,023	3

County Recorder

Vote For 1

	TOTAL	Polls	Early Provisional	S
CÁZARES-KELLY, GABRIELLA	2,283	78	2,204	1
CAMPBELL-GONZALEZ, DOMINIC	1,703	170	1,530	3
Write-In Totals	3	0	3	0
Not Assigned	3	0	3	0
Total Votes Cast	3,989	248	3,737	4

County Sheriff

Vote For 1

	TOTAL	Polls	Early Provisional	S
NANOS, CHRIS	2,065	77	1,987	1
LAPPIN, HEATHER	1,992	180	1,809	3
Write-In Totals	3	0	3	0
Write-In: Di Genova, Trista	0	0	0	0
Not Assigned	3	0	3	0
Total Votes Cast	4,060	257	3,799	4

Precinct 141

County Superintendent of Schools

Vote For 1

	TOTAL	Polls	Early Provisional	S
WILLIAMS, DUSTIN	2,752	125	2,626	1
Write-In Totals	67	8	57	2
Not Assigned	67	8	57	2
Total Votes Cast	2,819	133	2,683	3

County Treasurer

Vote For 1

	TOTAL	Polls	Early Provisional	S
JOHNSON, BRIAN	2,132	69	2,062	1
ACKERLEY, CHRIS	1,902	183	1,716	3
Write-In Totals	1	0	1	0
Not Assigned	1	0	1	0
Total Votes Cast	4,035	252	3,779	4

Constable Precinct 7

Vote For 1

	TOTAL	Polls	Early Provisional	S
SCHENEK JR., THOMAS	2,575	208	2,363	4
Write-In Totals	61	2	59	0
Not Assigned	61	2	59	0
Total Votes Cast	2,636	210	2,422	4

KING, KATHRYN H.

Vote For 1

	TOTAL	Polls	Early Provisional	S
Yes / Si	1,890	130	1,758	2
No	1,437	69	1,366	2
Total Votes Cast	3,327	199	3,124	4

BOLICK, CLINT

Vote For 1

	TOTAL	Polls	Early Provisional	S
Yes / Si	1,786	118	1,668	0
No	1,477	77	1,396	4
Total Votes Cast	3,263	195	3,064	4

ECKERSTROM, PETER J.

Vote For 1

	TOTAL	Polls	Early Provisional	S
Yes / Si	2,187	128	2,057	2
No	719	57	660	2
Total Votes Cast	2,906	185	2,717	4

Precinct 141

STARING, CHRISTOPHER P.

Vote For 1

	TOTAL	Polls	Early Provisional	S
Yes / Si	2,171	125	2,045	1
No	722	56	663	3
Total Votes Cast	2,893	181	2,708	4

GRIFFIN, BRENDEN J.

Vote For 1

	TOTAL	Polls	Early Provisional	S
Yes / Si	2,074	121	1,952	1
No	737	61	674	2
Total Votes Cast	2,811	182	2,626	3

LEE, KENNETH

Vote For 1

	TOTAL	Polls	Early Provisional	S
Yes / Si	2,110	119	1,991	0
No	699	58	638	3
Total Votes Cast	2,809	177	2,629	3

BRYSON, KYLE A.

Vote For 1

	TOTAL	Polls	Early Provisional	S
Yes / Si	2,135	121	2,014	0
No	664	55	606	3
Total Votes Cast	2,799	176	2,620	3

COHEN, GARY J.

Vote For 1

	TOTAL	Polls	Early Provisional	S
Yes / Si	2,106	117	1,988	1
No	689	54	633	2
Total Votes Cast	2,795	171	2,621	3

GORDON, RICHARD E.

Vote For 1

	TOTAL	Polls	Early Provisional	S
Yes / Si	2,112	118	1,993	1
No	695	53	640	2
Total Votes Cast	2,807	171	2,633	3

Precinct 141

BUTLER, MICHAEL J.

Vote For 1

	TOTAL	Polls	Early Provisional	S
Yes / Si	2,123	115	2,007	1
No	687	56	629	2
Total Votes Cast	2,810	171	2,636	3

YEHLING, WAYNE E.

Vote For 1

	TOTAL	Polls	Early Provisional	S
Yes / Si	2,090	117	1,973	0
No	710	55	652	3
Total Votes Cast	2,800	172	2,625	3

CONSTANT, DANIELLE J.K.

Vote For 1

	TOTAL	Polls	Early Provisional	S
Yes / Si	2,106	114	1,991	1
No	708	57	649	2
Total Votes Cast	2,814	171	2,640	3

METCALF, D. DOUGLAS

Vote For 1

	TOTAL	Polls	Early Provisional	S
Yes / Si	2,112	120	1,991	1
No	693	54	637	2
Total Votes Cast	2,805	174	2,628	3

MCGINLEY, CASEY F.

Vote For 1

	TOTAL	Polls	Early Provisional	S
Yes / Si	2,120	114	2,006	0
No	675	57	615	3
Total Votes Cast	2,795	171	2,621	3

SAKALL, GREG

Vote For 1

	TOTAL	Polls	Early Provisional	S
Yes / Si	2,139	113	2,025	1
No	686	58	626	2
Total Votes Cast	2,825	171	2,651	3

Precinct 141

WAGENER, JOAN L.

Vote For 1

	TOTAL	Polls	Early Provisional	S
Yes / Si	2,136	115	2,021	0
No	684	58	623	3
Total Votes Cast	2,820	173	2,644	3

JOHNSON, KELLIE L.

Vote For 1

	TOTAL	Polls	Early Provisional	S
Yes / Si	2,011	120	1,890	1
No	846	53	791	2
Total Votes Cast	2,857	173	2,681	3

ORTIZ, KIMBERLY H.

Vote For 1

	TOTAL	Polls	Early Provisional	S
Yes / Si	2,173	119	2,053	1
No	655	53	600	2
Total Votes Cast	2,828	172	2,653	3

MCDONALD, SCOTT DAVID

Vote For 1

	TOTAL	Polls	Early Provisional	S
Yes / Si	2,073	119	1,953	1
No	721	53	666	2
Total Votes Cast	2,794	172	2,619	3

ABRAMS, LISA ILKA

Vote For 1

	TOTAL	Polls	Early Provisional	S
Yes / Si	2,176	117	2,059	0
No	654	54	597	3
Total Votes Cast	2,830	171	2,656	3

PROPOSITION 133

Vote For 1

	TOTAL	Polls	Early Provisional	S
Yes / Si	1,495	109	1,384	2
No	2,215	132	2,081	2
Total Votes Cast	3,710	241	3,465	4

Precinct 141

PROPOSITION 134

Vote For 1

	TOTAL	Polls	Early Provisional	S
Yes / Si	1,396	100	1,294	2
No	2,312	135	2,175	2
Total Votes Cast	3,708	235	3,469	4

PROPOSITION 135

Vote For 1

	TOTAL	Polls	Early Provisional	S
Yes / Si	1,474	113	1,358	3
No	2,180	115	2,064	1
Total Votes Cast	3,654	228	3,422	4

PROPOSITION 136

Vote For 1

	TOTAL	Polls	Early Provisional	S
Yes / Si	1,151	89	1,060	2
No	2,464	135	2,327	2
Total Votes Cast	3,615	224	3,387	4

PROPOSITION 137

Vote For 1

	TOTAL	Polls	Early Provisional	S
Yes / Si	825	67	756	2
No	2,802	163	2,637	2
Total Votes Cast	3,627	230	3,393	4

PROPOSITION 138

Vote For 1

	TOTAL	Polls	Early Provisional	S
Yes / Si	670	60	610	0
No	3,069	180	2,885	4
Total Votes Cast	3,739	240	3,495	4

PROPOSITION 139

Vote For 1

	TOTAL	Polls	Early Provisional	S
Yes / Si	2,810	129	2,679	2
No	1,231	134	1,095	2
Total Votes Cast	4,041	263	3,774	4

Precinct 141

PROPOSITION 140

Vote For 1

	TOTAL	Polls	Early Provisional	S
Yes / Si	1,777	116	1,660	1
No	2,179	130	2,046	3
Total Votes Cast	3,956	246	3,706	4

PROPOSITION 311

Vote For 1

	TOTAL	Polls	Early Provisional	S
Yes / Si	2,531	170	2,357	4
No	1,408	75	1,333	0
Total Votes Cast	3,939	245	3,690	4

PROPOSITION 312

Vote For 1

	TOTAL	Polls	Early Provisional	S
Yes / Si	2,078	155	1,920	3
No	1,805	89	1,715	1
Total Votes Cast	3,883	244	3,635	4

PROPOSITION 313

Vote For 1

	TOTAL	Polls	Early Provisional	S
Yes / Si	2,144	166	1,974	4
No	1,664	73	1,591	0
Total Votes Cast	3,808	239	3,565	4

PROPOSITION 314

Vote For 1

	TOTAL	Polls	Early Provisional	S
Yes / Si	2,264	175	2,086	3
No	1,538	63	1,474	1
Total Votes Cast	3,802	238	3,560	4

PROPOSITION 315

Vote For 1

	TOTAL	Polls	Early Provisional	S
Yes / Si	1,547	112	1,433	2
No	2,117	115	2,000	2
Total Votes Cast	3,664	227	3,433	4

Precinct 141

PROPOSITION 410 - Continental School District No. 39

Vote For 1

	TOTAL	Polls	Early Provisional	S
Budget Increase, Yes / Aumento al Presupuesto, Sí	1,863	109	1,752	2
Budget Increase, No / Aumento al Presupuesto, No	1,823	123	1,698	2
Total Votes Cast	3,686	232	3,450	4

Precinct 142

Statistics	TOTAL	Polls	Early Provisional	s
Registered Voters - Total	3,840			
Ballots Cast - Total	3,280	481	2,781	18
Ballots Cast - Blank	37	10	26	1
Voter Turnout - Total	85.42%			

Presidential Electors

Vote For 1	TOTAL	Polls	Early Provisional	s
HARRIS, KAMALA D.	1,699	160	1,535	4
TRUMP, DONALD J.	1,488	307	1,167	14
OLIVER, CHASE	24	3	21	0
STEIN, JILL	26	4	22	0
Write-In Totals	17	3	14	0
Write-In: Ayyadurai / Ellis	0	0	0	0
Write-In: Boddie / Stoneham	0	0	0	0
Write-In: De la Cruz / Garcia	2	0	2	0
Write-In: Shelton / Serra	0	0	0	0
Write-In: Skousen / Combs	1	0	1	0
Not Assigned	14	3	11	0
Total Votes Cast	3,254	477	2,759	18

U.S. Senator

Vote For 1	TOTAL	Polls	Early Provisional	s
GALLEGO, RUBEN	1,736	167	1,564	5
LAKE, KARI	1,371	284	1,077	10
QUINTANA, EDUARDO	75	15	59	1
Write-In Totals	9	2	7	0
Write-In: Williams, Sarah	1	0	1	0
Write-In: Beckett, Christopher	0	0	0	0
Write-In: Sanders, Steven Cavin	0	0	0	0
Write-In: Bozic, David	0	0	0	0
Write-In: Petty, Shawn	0	0	0	0
Write-In: Rodriguez, Benjamin	0	0	0	0
Write-In: Prosser, Jannie "Jannie"	0	0	0	0
Not Assigned	8	2	6	0
Total Votes Cast	3,191	468	2,707	16

Summary Results Report
 General Election
 November 5, 2024

OFFICIAL RESULTS
 Summary of Votes Cast
 County of Pima

Precinct 142

U.S. Representative in Congress District 6

Vote For 1

	TOTAL	Polls	Early Provisional	s
ENGEL, KIRSTEN	1,590	146	1,441	3
CISCOMANI, JUAN	1,494	299	1,182	13
EASTWOOD, ATHENA	90	18	72	0
Write-In Totals	2	1	1	0
Write-In: Pozzolo, Luis	1	1	0	0
Not Assigned	1	0	1	0
Total Votes Cast	3,176	464	2,696	16

State Senator District 18

Vote For 1

	TOTAL	Polls	Early Provisional	s
SUNDARESHAN, PRIYA	1,999	252	1,742	5
Write-In Totals	115	26	89	0
Not Assigned	115	26	89	0
Total Votes Cast	2,114	278	1,831	5

State Representative Dist. 18

Vote For 2

	TOTAL	Polls	Early Provisional	s
GUTIERREZ, NANCY	1,484	125	1,355	4
MATHIS, CHRIS	1,446	121	1,321	4
ROSENBLUM, LEONARD "LEN"	1,449	284	1,155	10
Write-In Totals	18	3	15	0
Not Assigned	18	3	15	0
Total Votes Cast	4,397	533	3,846	18

Corporation Commissioner

Vote For 3

	TOTAL	Polls	Early Provisional	s
AGUILAR, YLENIA	1,437	113	1,321	3
HILL, JONATHON	1,366	94	1,269	3
POLACHECK, JOSHUA	1,331	90	1,238	3
LOPEZ, RENE	1,224	199	1,016	9
MARQUEZ PETERSON, LEA	1,199	190	1,002	7
WALDEN, RACHEL	1,282	233	1,041	8
CEASE, MIKE	117	26	91	0
LUXENBERG, NINA	120	20	98	2
Write-In Totals	5	2	3	0
Write-In: Bertone, Frank	0	0	0	0
Not Assigned	5	2	3	0
Total Votes Cast	8,081	967	7,079	35

Precinct 142

Board of Supervisors District 1

	TOTAL	Polls	Early Provisional	S
SCOTT, REX	1,594	154	1,435	5
SPAIN, STEVE	1,512	298	1,204	10
Write-In Totals	2	0	2	0
Not Assigned	2	0	2	0
Total Votes Cast	3,108	452	2,641	15

County Assessor

	TOTAL	Polls	Early Provisional	S
DROUBIE, SUZANNE	2,031	253	1,771	7
Write-In Totals	94	24	70	0
Not Assigned	94	24	70	0
Total Votes Cast	2,125	277	1,841	7

County Attorney

	TOTAL	Polls	Early Provisional	S
CONOVER, LAURA	1,707	183	1,519	5
DRUAN, HOWARD	619	127	489	3
Write-In Totals	64	17	47	0
Not Assigned	64	17	47	0
Total Votes Cast	2,390	327	2,055	8

County Recorder

	TOTAL	Polls	Early Provisional	S
CÁZARES-KELLY, GABRIELLA	1,629	148	1,477	4
CAMPBELL-GONZALEZ, DOMINIC	1,372	284	1,078	10
Write-In Totals	1	0	1	0
Not Assigned	1	0	1	0
Total Votes Cast	3,002	432	2,556	14

County Sheriff

	TOTAL	Polls	Early Provisional	S
NANOS, CHRIS	1,356	151	1,201	4
LAPPIN, HEATHER	1,730	301	1,418	11
Write-In Totals	11	2	9	0
Write-In: Di Genova, Trista	2	0	2	0
Not Assigned	9	2	7	0
Total Votes Cast	3,097	454	2,628	15

Precinct 142

County Superintendent of Schools

Vote For 1

	TOTAL	Polls	Early Provisional	S
WILLIAMS, DUSTIN	2,017	255	1,756	6
Write-In Totals	103	21	82	0
Not Assigned	103	21	82	0
Total Votes Cast	2,120	276	1,838	6

County Treasurer

Vote For 1

	TOTAL	Polls	Early Provisional	S
JOHNSON, BRIAN	1,515	138	1,373	4
ACKERLEY, CHRIS	1,539	303	1,226	10
Write-In Totals	1	0	1	0
Not Assigned	1	0	1	0
Total Votes Cast	3,055	441	2,600	14

Justice of the Peace Precinct 10

Vote For 1

	TOTAL	Polls	Early Provisional	S
FORMAN, ROBERT J.	2,153	371	1,768	14
Write-In Totals	79	6	73	0
Not Assigned	79	6	73	0
Total Votes Cast	2,232	377	1,841	14

Constable Precinct 10

Vote For 1

	TOTAL	Polls	Early Provisional	S
CAMMARANO, JOHN	2,137	361	1,761	15
Write-In Totals	75	8	67	0
Not Assigned	75	8	67	0
Total Votes Cast	2,212	369	1,828	15

KING, KATHRYN H.

Vote For 1

	TOTAL	Polls	Early Provisional	S
Yes / Si	1,496	233	1,256	7
No	1,092	114	974	4
Total Votes Cast	2,588	347	2,230	11

BOLICK, CLINT

Vote For 1

	TOTAL	Polls	Early Provisional	S
Yes / Si	1,418	223	1,189	6
No	1,151	117	1,030	4
Total Votes Cast	2,569	340	2,219	10

Precinct 142

ECKERSTROM, PETER J.

Vote For 1

	TOTAL	Polls	Early Provisional	S
Yes / Si	1,679	221	1,452	6
No	676	105	567	4
Total Votes Cast	2,355	326	2,019	10

STARING, CHRISTOPHER P.

Vote For 1

	TOTAL	Polls	Early Provisional	S
Yes / Si	1,695	232	1,456	7
No	653	95	554	4
Total Votes Cast	2,348	327	2,010	11

GRIFFIN, BRENDEN J.

Vote For 1

	TOTAL	Polls	Early Provisional	S
Yes / Si	1,649	222	1,423	4
No	625	101	520	4
Total Votes Cast	2,274	323	1,943	8

LEE, KENNETH

Vote For 1

	TOTAL	Polls	Early Provisional	S
Yes / Si	1,664	221	1,439	4
No	619	100	515	4
Total Votes Cast	2,283	321	1,954	8

BRYSON, KYLE A.

Vote For 1

	TOTAL	Polls	Early Provisional	S
Yes / Si	1,684	220	1,460	4
No	599	98	497	4
Total Votes Cast	2,283	318	1,957	8

COHEN, GARY J.

Vote For 1

	TOTAL	Polls	Early Provisional	S
Yes / Si	1,661	214	1,443	4
No	599	104	491	4
Total Votes Cast	2,260	318	1,934	8

Precinct 142

GORDON, RICHARD E.

Vote For 1

	TOTAL	Polls	Early Provisional	S
Yes / Si	1,682	220	1,458	4
No	580	100	476	4
Total Votes Cast	2,262	320	1,934	8

BUTLER, MICHAEL J.

Vote For 1

	TOTAL	Polls	Early Provisional	S
Yes / Si	1,676	217	1,456	3
No	630	103	522	5
Total Votes Cast	2,306	320	1,978	8

YEHLING, WAYNE E.

Vote For 1

	TOTAL	Polls	Early Provisional	S
Yes / Si	1,619	214	1,401	4
No	662	105	553	4
Total Votes Cast	2,281	319	1,954	8

CONSTANT, DANIELLE J.K.

Vote For 1

	TOTAL	Polls	Early Provisional	S
Yes / Si	1,630	214	1,412	4
No	633	102	527	4
Total Votes Cast	2,263	316	1,939	8

METCALF, D. DOUGLAS

Vote For 1

	TOTAL	Polls	Early Provisional	S
Yes / Si	1,653	216	1,434	3
No	633	100	528	5
Total Votes Cast	2,286	316	1,962	8

MCGINLEY, CASEY F.

Vote For 1

	TOTAL	Polls	Early Provisional	S
Yes / Si	1,698	220	1,475	3
No	566	99	463	4
Total Votes Cast	2,264	319	1,938	7

Precinct 142

SAKALL, GREG

Vote For 1

	TOTAL	Polls	Early Provisional	S
Yes / Si	1,647	212	1,431	4
No	633	105	525	3
Total Votes Cast	2,280	317	1,956	7

WAGENER, JOAN L.

Vote For 1

	TOTAL	Polls	Early Provisional	S
Yes / Si	1,672	209	1,458	5
No	598	108	487	3
Total Votes Cast	2,270	317	1,945	8

JOHNSON, KELLIE L.

Vote For 1

	TOTAL	Polls	Early Provisional	S
Yes / Si	1,483	209	1,271	3
No	814	108	702	4
Total Votes Cast	2,297	317	1,973	7

ORTIZ, KIMBERLY H.

Vote For 1

	TOTAL	Polls	Early Provisional	S
Yes / Si	1,700	218	1,478	4
No	562	99	460	3
Total Votes Cast	2,262	317	1,938	7

MCDONALD, SCOTT DAVID

Vote For 1

	TOTAL	Polls	Early Provisional	S
Yes / Si	1,645	222	1,418	5
No	617	95	519	3
Total Votes Cast	2,262	317	1,937	8

ABRAMS, LISA ILKA

Vote For 1

	TOTAL	Polls	Early Provisional	S
Yes / Si	1,676	217	1,457	2
No	616	103	508	5
Total Votes Cast	2,292	320	1,965	7

Precinct 142

Governing Board - Marana Unified School District No. 6

Vote For 3

	TOTAL	Polls	Early Provisional	S
ALEXANDER, ROY	1,340	173	1,162	5
HOLT, HUNTER D.	1,267	174	1,090	3
RAYMOND, CATHIE	1,322	153	1,167	2
ROBERTS, MIKAIL	855	111	740	4
WILLARD, DAVID	1,161	135	1,022	4
Write-In Totals	67	7	60	0
Not Assigned	67	7	60	0
Total Votes Cast	6,012	753	5,241	18

PROPOSITION 133

Vote For 1

	TOTAL	Polls	Early Provisional	S
Yes / Si	1,169	209	949	11
No	1,781	224	1,553	4
Total Votes Cast	2,950	433	2,502	15

PROPOSITION 134

Vote For 1

	TOTAL	Polls	Early Provisional	S
Yes / Si	1,175	206	957	12
No	1,777	227	1,547	3
Total Votes Cast	2,952	433	2,504	15

PROPOSITION 135

Vote For 1

	TOTAL	Polls	Early Provisional	S
Yes / Si	1,316	253	1,051	12
No	1,621	171	1,447	3
Total Votes Cast	2,937	424	2,498	15

PROPOSITION 136

Vote For 1

	TOTAL	Polls	Early Provisional	S
Yes / Si	1,026	196	823	7
No	1,881	220	1,656	5
Total Votes Cast	2,907	416	2,479	12

PROPOSITION 137

Vote For 1

	TOTAL	Polls	Early Provisional	S
Yes / Si	672	126	536	10
No	2,259	295	1,960	4
Total Votes Cast	2,931	421	2,496	14

Precinct 142

PROPOSITION 138

Vote For 1

	TOTAL	Polls	Early Provisional	S
Yes / Si	590	102	485	3
No	2,400	340	2,047	13
Total Votes Cast	2,990	442	2,532	16

PROPOSITION 139

Vote For 1

	TOTAL	Polls	Early Provisional	S
Yes / Si	2,042	241	1,791	10
No	1,109	217	886	6
Total Votes Cast	3,151	458	2,677	16

PROPOSITION 140

Vote For 1

	TOTAL	Polls	Early Provisional	S
Yes / Si	1,335	217	1,109	9
No	1,757	230	1,521	6
Total Votes Cast	3,092	447	2,630	15

PROPOSITION 311

Vote For 1

	TOTAL	Polls	Early Provisional	S
Yes / Si	2,044	337	1,697	10
No	1,056	118	934	4
Total Votes Cast	3,100	455	2,631	14

PROPOSITION 312

Vote For 1

	TOTAL	Polls	Early Provisional	S
Yes / Si	1,792	296	1,485	11
No	1,276	147	1,125	4
Total Votes Cast	3,068	443	2,610	15

PROPOSITION 313

Vote For 1

	TOTAL	Polls	Early Provisional	S
Yes / Si	1,963	339	1,611	13
No	1,059	104	953	2
Total Votes Cast	3,022	443	2,564	15

Precinct 142

PROPOSITION 314

Vote For 1

	TOTAL	Polls	Early Provisional	S
Yes / Sí	1,815	329	1,474	12
No	1,183	107	1,074	2
Total Votes Cast	2,998	436	2,548	14

PROPOSITION 315

Vote For 1

	TOTAL	Polls	Early Provisional	S
Yes / Sí	1,329	226	1,092	11
No	1,536	184	1,349	3
Total Votes Cast	2,865	410	2,441	14

PROPOSITION 411 - Marana Unified School District No. 6

Vote For 1

	TOTAL	Polls	Early Provisional	S
Budget Increase, Yes / Aumento al Presupuesto, Sí	1,604	234	1,363	7
Budget Increase, No / Aumento al Presupuesto, No	1,339	193	1,140	6
Total Votes Cast	2,943	427	2,503	13

Summary Results Report
 General Election
 November 5, 2024

OFFICIAL RESULTS
 Summary of Votes Cast
 County of Pima

Precinct 143

Statistics	TOTAL	Polls	Early Provisional	s
Registered Voters - Total	1,097			
Ballots Cast - Total	813	90	715	8
Ballots Cast - Blank	6	3	3	0
Voter Turnout - Total	74.11%			

Presidential Electors

Vote For 1	TOTAL	Polls	Early Provisional	s
HARRIS, KAMALA D.	693	67	622	4
TRUMP, DONALD J.	82	18	60	4
OLIVER, CHASE	5	0	5	0
STEIN, JILL	22	2	20	0
Write-In Totals	7	2	5	0
Write-In: Ayyadurai / Ellis	0	0	0	0
Write-In: Boddie / Stoneham	0	0	0	0
Write-In: De la Cruz / Garcia	2	1	1	0
Write-In: Shelton / Serra	0	0	0	0
Write-In: Skousen / Combs	0	0	0	0
Not Assigned	5	1	4	0
Total Votes Cast	809	89	712	8

U.S. Senator

Vote For 1	TOTAL	Polls	Early Provisional	s
GALLEGO, RUBEN	682	63	614	5
LAKE, KARI	68	15	51	2
QUINTANA, EDUARDO	46	10	36	0
Write-In Totals	1	0	1	0
Write-In: Williams, Sarah	0	0	0	0
Write-In: Beckett, Christopher	0	0	0	0
Write-In: Sanders, Steven Cavin	0	0	0	0
Write-In: Bozic, David	0	0	0	0
Write-In: Petty, Shawn	0	0	0	0
Write-In: Rodriguez, Benjamin	0	0	0	0
Write-In: Prosser, Jannie "Jannie"	0	0	0	0
Not Assigned	1	0	1	0
Total Votes Cast	797	88	702	7

U.S. Representative in Congress District 7

Vote For 1	TOTAL	Polls	Early Provisional	s
GRIJALVA, RAÚL M.	691	64	624	3
BUTIEREZ SR., DANIEL FRANCIS	82	18	62	2
Write-In Totals	3	0	3	0
Not Assigned	3	0	3	0
Total Votes Cast	776	82	689	5

Summary Results Report
 General Election
 November 5, 2024

OFFICIAL RESULTS
 Summary of Votes Cast
 County of Pima

Precinct 143

State Senator District 20

Vote For 1

	TOTAL	Polls	Early Provisional	S
GONZALES, SALLY ANN	684	65	617	2
Write-In Totals	7	0	7	0
Not Assigned	7	0	7	0
Total Votes Cast	691	65	624	2

State Representative Dist. 20

Vote For 2

	TOTAL	Polls	Early Provisional	S
HERNANDEZ, ALMA	528	46	481	1
VILLEGAS, BETTY	613	48	564	1
Write-In Totals	11	0	11	0
Not Assigned	11	0	11	0
Total Votes Cast	1,152	94	1,056	2

Corporation Commissioner

Vote For 3

	TOTAL	Polls	Early Provisional	S
AGUILAR, YLENIA	596	48	545	3
HILL, JONATHON	556	38	517	1
POLACHECK, JOSHUA	569	38	529	2
LOPEZ, RENE	59	10	47	2
MARQUEZ PETERSON, LEA	52	9	41	2
WALDEN, RACHEL	56	12	42	2
CEASE, MIKE	53	9	44	0
LUXENBERG, NINA	66	10	56	0
Write-In Totals	4	0	4	0
Write-In: Bertone, Frank	1	0	1	0
Not Assigned	3	0	3	0
Total Votes Cast	2,011	174	1,825	12

Board of Supervisors District 5

Vote For 1

	TOTAL	Polls	Early Provisional	S
GRIJALVA, ADELITA	634	51	581	2
ROMERO, VAL	106	22	82	2
Write-In Totals	1	0	1	0
Not Assigned	1	0	1	0
Total Votes Cast	741	73	664	4

Precinct 143

County Assessor

Vote For 1

	TOTAL	Polls	Early Provisional	S
DROUBIE, SUZANNE	666	65	598	3
Write-In Totals	7	0	7	0
Not Assigned	7	0	7	0
Total Votes Cast	673	65	605	3

County Attorney

Vote For 1

	TOTAL	Polls	Early Provisional	S
CONOVER, LAURA	597	46	547	4
DRUAN, HOWARD	108	22	84	2
Write-In Totals	4	1	3	0
Not Assigned	4	1	3	0
Total Votes Cast	709	69	634	6

County Recorder

Vote For 1

	TOTAL	Polls	Early Provisional	S
CÁZARES-KELLY, GABRIELLA	655	57	595	3
CAMPBELL-GONZALEZ, DOMINIC	69	13	53	3
Write-In Totals	1	0	1	0
Not Assigned	1	0	1	0
Total Votes Cast	725	70	649	6

County Sheriff

Vote For 1

	TOTAL	Polls	Early Provisional	S
NANOS, CHRIS	498	51	443	4
LAPPIN, HEATHER	183	17	164	2
Write-In Totals	7	0	7	0
Write-In: Di Genova, Trista	1	0	1	0
Not Assigned	6	0	6	0
Total Votes Cast	688	68	614	6

County Superintendent of Schools

Vote For 1

	TOTAL	Polls	Early Provisional	S
WILLIAMS, DUSTIN	649	61	585	3
Write-In Totals	8	0	8	0
Not Assigned	8	0	8	0
Total Votes Cast	657	61	593	3

Precinct 143

County Treasurer

Vote For 1

	TOTAL	Polls	Early Provisional	S
JOHNSON, BRIAN	623	53	567	3
ACKERLEY, CHRIS	98	15	80	3
Write-In Totals	2	0	2	0
Not Assigned	2	0	2	0
Total Votes Cast	723	68	649	6

Justice of the Peace Precinct 4

Vote For 1

	TOTAL	Polls	Early Provisional	S
PESQUIERA, CHARLENE	641	62	578	1
Write-In Totals	6	0	6	0
Not Assigned	6	0	6	0
Total Votes Cast	647	62	584	1

Constable Precinct 4

Vote For 1

	TOTAL	Polls	Early Provisional	S
ETHRIDGE-NIELSEN, TRACY	631	61	569	1
Write-In Totals	7	0	7	0
Not Assigned	7	0	7	0
Total Votes Cast	638	61	576	1

KING, KATHRYN H.

Vote For 1

	TOTAL	Polls	Early Provisional	S
Yes / Si	155	19	134	2
No	510	39	470	1
Total Votes Cast	665	58	604	3

BOLICK, CLINT

Vote For 1

	TOTAL	Polls	Early Provisional	S
Yes / Si	136	12	123	1
No	522	43	478	1
Total Votes Cast	658	55	601	2

ECKERSTROM, PETER J.

Vote For 1

	TOTAL	Polls	Early Provisional	S
Yes / Si	470	33	435	2
No	116	20	95	1
Total Votes Cast	586	53	530	3

Precinct 143

STARING, CHRISTOPHER P.

Vote For 1

	TOTAL	Polls	Early Provisional	S
Yes / Si	382	25	356	1
No	186	28	157	1
Total Votes Cast	568	53	513	2

GRIFFIN, BRENDEN J.

Vote For 1

	TOTAL	Polls	Early Provisional	S
Yes / Si	371	28	341	2
No	177	23	153	1
Total Votes Cast	548	51	494	3

LEE, KENNETH

Vote For 1

	TOTAL	Polls	Early Provisional	S
Yes / Si	393	25	367	1
No	157	25	131	1
Total Votes Cast	550	50	498	2

BRYSON, KYLE A.

Vote For 1

	TOTAL	Polls	Early Provisional	S
Yes / Si	395	26	368	1
No	147	23	123	1
Total Votes Cast	542	49	491	2

COHEN, GARY J.

Vote For 1

	TOTAL	Polls	Early Provisional	S
Yes / Si	379	28	350	1
No	165	21	143	1
Total Votes Cast	544	49	493	2

GORDON, RICHARD E.

Vote For 1

	TOTAL	Polls	Early Provisional	S
Yes / Si	398	28	368	2
No	148	22	125	1
Total Votes Cast	546	50	493	3

Precinct 143

BUTLER, MICHAEL J.

Vote For 1

	TOTAL	Polls	Early Provisional	S
Yes / Si	391	27	363	1
No	154	23	130	1
Total Votes Cast	545	50	493	2

YEHLING, WAYNE E.

Vote For 1

	TOTAL	Polls	Early Provisional	S
Yes / Si	377	27	348	2
No	166	23	142	1
Total Votes Cast	543	50	490	3

CONSTANT, DANIELLE J.K.

Vote For 1

	TOTAL	Polls	Early Provisional	S
Yes / Si	370	29	339	2
No	173	22	150	1
Total Votes Cast	543	51	489	3

METCALF, D. DOUGLAS

Vote For 1

	TOTAL	Polls	Early Provisional	S
Yes / Si	387	26	360	1
No	158	24	133	1
Total Votes Cast	545	50	493	2

MCGINLEY, CASEY F.

Vote For 1

	TOTAL	Polls	Early Provisional	S
Yes / Si	400	28	370	2
No	142	22	119	1
Total Votes Cast	542	50	489	3

SAKALL, GREG

Vote For 1

	TOTAL	Polls	Early Provisional	S
Yes / Si	377	27	348	2
No	169	23	145	1
Total Votes Cast	546	50	493	3

Precinct 143

WAGENER, JOAN L.

	TOTAL	Polls	Early Provisional	S
Vote For 1				
Yes / Si	395	25	368	2
No	151	25	125	1
Total Votes Cast	546	50	493	3

JOHNSON, KELLIE L.

	TOTAL	Polls	Early Provisional	S
Vote For 1				
Yes / Si	252	25	225	2
No	318	28	289	1
Total Votes Cast	570	53	514	3

ORTIZ, KIMBERLY H.

	TOTAL	Polls	Early Provisional	S
Vote For 1				
Yes / Si	395	29	364	2
No	150	22	127	1
Total Votes Cast	545	51	491	3

MCDONALD, SCOTT DAVID

	TOTAL	Polls	Early Provisional	S
Vote For 1				
Yes / Si	358	25	332	1
No	187	25	161	1
Total Votes Cast	545	50	493	2

ABRAMS, LISA ILKA

	TOTAL	Polls	Early Provisional	S
Vote For 1				
Yes / Si	404	28	374	2
No	138	22	115	1
Total Votes Cast	542	50	489	3

Governing Board - Tucson Unified School District (TUSD) No. 1

	TOTAL	Polls	Early Provisional	S
Vote For 3				
ACOSTA RUIZ, PILAR	208	32	176	0
FLORES, ESTEBAN	121	11	109	1
LUNA ROSE, NATALIE	491	32	459	0
SHAH, RAVI	402	24	376	2
SHAW, SADIE	439	32	406	1
Write-In Totals	5	0	5	0
Not Assigned	5	0	5	0
Total Votes Cast	1,666	131	1,531	4

Precinct 143

Board of Governors - Pima Community College Dist. 5

Vote For 1

	TOTAL	Polls	Early Provisional	S
GONZALES, LUIS LOPEZ	162	13	149	0
MORALES, KARLA	352	35	316	1
Write-In Totals	3	0	3	0
Not Assigned	3	0	3	0
Total Votes Cast	517	48	468	1

PROPOSITION 133

Vote For 1

	TOTAL	Polls	Early Provisional	S
Yes / Si	104	22	80	2
No	629	53	574	2
Total Votes Cast	733	75	654	4

PROPOSITION 134

Vote For 1

	TOTAL	Polls	Early Provisional	S
Yes / Si	90	20	68	2
No	646	54	590	2
Total Votes Cast	736	74	658	4

PROPOSITION 135

Vote For 1

	TOTAL	Polls	Early Provisional	S
Yes / Si	137	27	108	2
No	583	44	538	1
Total Votes Cast	720	71	646	3

PROPOSITION 136

Vote For 1

	TOTAL	Polls	Early Provisional	S
Yes / Si	86	19	64	3
No	643	55	586	2
Total Votes Cast	729	74	650	5

PROPOSITION 137

Vote For 1

	TOTAL	Polls	Early Provisional	S
Yes / Si	46	7	36	3
No	680	65	613	2
Total Votes Cast	726	72	649	5

Precinct 143

PROPOSITION 138

Vote For 1

	TOTAL	Polls	Early Provisional	S
Yes / Si	60	11	47	2
No	689	66	619	4
Total Votes Cast	749	77	666	6

PROPOSITION 139

Vote For 1

	TOTAL	Polls	Early Provisional	S
Yes / Si	728	76	646	6
No	56	6	49	1
Total Votes Cast	784	82	695	7

PROPOSITION 140

Vote For 1

	TOTAL	Polls	Early Provisional	S
Yes / Si	343	42	295	6
No	413	37	375	1
Total Votes Cast	756	79	670	7

PROPOSITION 311

Vote For 1

	TOTAL	Polls	Early Provisional	S
Yes / Si	239	35	200	4
No	514	40	472	2
Total Votes Cast	753	75	672	6

PROPOSITION 312

Vote For 1

	TOTAL	Polls	Early Provisional	S
Yes / Si	202	29	169	4
No	554	44	508	2
Total Votes Cast	756	73	677	6

PROPOSITION 313

Vote For 1

	TOTAL	Polls	Early Provisional	S
Yes / Si	205	29	172	4
No	515	42	471	2
Total Votes Cast	720	71	643	6

Precinct 143

PROPOSITION 314

Vote For 1

	TOTAL	Polls	Early Provisional	S
Yes / Si	145	26	115	4
No	588	48	538	2
Total Votes Cast	733	74	653	6

PROPOSITION 315

Vote For 1

	TOTAL	Polls	Early Provisional	S
Yes / Si	120	23	93	4
No	591	44	546	1
Total Votes Cast	711	67	639	5

Summary Results Report
 General Election
 November 5, 2024

OFFICIAL RESULTS
 Summary of Votes Cast
 County of Pima

Precinct 144

Statistics	TOTAL	Polls	Early Provisionals	
Registered Voters - Total	2,569			
Ballots Cast - Total	2,063	313	1,725	25
Ballots Cast - Blank	29	13	15	1
Voter Turnout - Total	80.30%			

Presidential Electors

Vote For 1	TOTAL	Polls	Early Provisionals	
HARRIS, KAMALA D.	1,405	138	1,255	12
TRUMP, DONALD J.	611	165	433	13
OLIVER, CHASE	17	5	12	0
STEIN, JILL	18	1	17	0
Write-In Totals	4	2	2	0
Write-In: Ayyadurai / Ellis	0	0	0	0
Write-In: Boddie / Stoneham	0	0	0	0
Write-In: De la Cruz / Garcia	1	0	1	0
Write-In: Shelton / Serra	0	0	0	0
Write-In: Skousen / Combs	0	0	0	0
Not Assigned	3	2	1	0
Total Votes Cast	2,055	311	1,719	25

U.S. Senator

Vote For 1	TOTAL	Polls	Early Provisionals	
GALLEGO, RUBEN	1,432	157	1,261	14
LAKE, KARI	530	131	391	8
QUINTANA, EDUARDO	55	14	39	2
Write-In Totals	2	0	2	0
Write-In: Williams, Sarah	0	0	0	0
Write-In: Beckett, Christopher	0	0	0	0
Write-In: Sanders, Steven Cavin	0	0	0	0
Write-In: Bozic, David	0	0	0	0
Write-In: Petty, Shawn	0	0	0	0
Write-In: Rodriguez, Benjamin	0	0	0	0
Write-In: Prosser, Jannie "Jannie"	0	0	0	0
Not Assigned	2	0	2	0
Total Votes Cast	2,019	302	1,693	24

U.S. Representative in Congress District 7

Vote For 1	TOTAL	Polls	Early Provisionals	
GRIJALVA, RAÚL M.	1,389	155	1,219	15
BUTIEREZ SR., DANIEL FRANCIS	603	146	447	10
Write-In Totals	2	1	1	0
Not Assigned	2	1	1	0
Total Votes Cast	1,994	302	1,667	25

Precinct 144

State Senator District 20

Vote For 1

	TOTAL	Polls	Early Provisional	S
GONZALES, SALLY ANN	1,563	209	1,338	16
Write-In Totals	53	6	44	3
Not Assigned	53	6	44	3
Total Votes Cast	1,616	215	1,382	19

State Representative Dist. 20

Vote For 2

	TOTAL	Polls	Early Provisional	S
HERNANDEZ, ALMA	1,219	138	1,069	12
VILLEGAS, BETTY	1,273	132	1,133	8
Write-In Totals	68	11	53	4
Not Assigned	68	11	53	4
Total Votes Cast	2,560	281	2,255	24

Corporation Commissioner

Vote For 3

	TOTAL	Polls	Early Provisional	S
AGUILAR, YLENIA	1,242	104	1,127	11
HILL, JONATHON	1,168	98	1,060	10
POLACHECK, JOSHUA	1,113	83	1,022	8
LOPEZ, RENE	484	90	387	7
MARQUEZ PETERSON, LEA	484	100	379	5
WALDEN, RACHEL	475	90	378	7
CEASE, MIKE	67	20	47	0
LUXENBERG, NINA	84	15	68	1
Write-In Totals	6	0	6	0
Write-In: Bertone, Frank	0	0	0	0
Not Assigned	6	0	6	0
Total Votes Cast	5,123	600	4,474	49

Board of Supervisors District 5

Vote For 1

	TOTAL	Polls	Early Provisional	S
GRIJALVA, ADELITA	1,319	151	1,154	14
ROMERO, VAL	564	127	428	9
Write-In Totals	8	0	8	0
Not Assigned	8	0	8	0
Total Votes Cast	1,891	278	1,590	23

Precinct 144

County Assessor

Vote For 1

	TOTAL	Polls	Early Provisional	S
DROUBIE, SUZANNE	1,537	200	1,321	16
Write-In Totals	37	3	32	2
Not Assigned	37	3	32	2
Total Votes Cast	1,574	203	1,353	18

County Attorney

Vote For 1

	TOTAL	Polls	Early Provisional	S
CONOVER, LAURA	1,390	157	1,219	14
DRUAN, HOWARD	310	78	227	5
Write-In Totals	23	2	21	0
Not Assigned	23	2	21	0
Total Votes Cast	1,723	237	1,467	19

County Recorder

Vote For 1

	TOTAL	Polls	Early Provisional	S
CÁZARES-KELLY, GABRIELLA	1,377	145	1,218	14
CAMPBELL-GONZALEZ, DOMINIC	544	135	399	10
Write-In Totals	5	1	4	0
Not Assigned	5	1	4	0
Total Votes Cast	1,926	281	1,621	24

County Sheriff

Vote For 1

	TOTAL	Polls	Early Provisional	S
NANOS, CHRIS	1,168	133	1,022	13
LAPPIN, HEATHER	774	165	598	11
Write-In Totals	6	1	5	0
Write-In: Di Genova, Trista	0	0	0	0
Not Assigned	6	1	5	0
Total Votes Cast	1,948	299	1,625	24

County Superintendent of Schools

Vote For 1

	TOTAL	Polls	Early Provisional	S
WILLIAMS, DUSTIN	1,529	191	1,323	15
Write-In Totals	43	8	33	2
Not Assigned	43	8	33	2
Total Votes Cast	1,572	199	1,356	17

Precinct 144

County Treasurer

Vote For 1

	TOTAL	Polls	Early Provisional	S
JOHNSON, BRIAN	1,281	129	1,140	12
ACKERLEY, CHRIS	633	146	475	12
Write-In Totals	6	2	4	0
Not Assigned	6	2	4	0
Total Votes Cast	1,920	277	1,619	24

Justice of the Peace Precinct 4

Vote For 1

	TOTAL	Polls	Early Provisional	S
PESQUIERA, CHARLENE	1,534	193	1,327	14
Write-In Totals	38	4	32	2
Not Assigned	38	4	32	2
Total Votes Cast	1,572	197	1,359	16

Constable Precinct 4

Vote For 1

	TOTAL	Polls	Early Provisional	S
ETHRIDGE-NIELSEN, TRACY	1,519	187	1,318	14
Write-In Totals	40	5	33	2
Not Assigned	40	5	33	2
Total Votes Cast	1,559	192	1,351	16

KING, KATHRYN H.

Vote For 1

	TOTAL	Polls	Early Provisional	S
Yes / Si	834	136	687	11
No	852	83	760	9
Total Votes Cast	1,686	219	1,447	20

BOLICK, CLINT

Vote For 1

	TOTAL	Polls	Early Provisional	S
Yes / Si	783	128	644	11
No	877	85	784	8
Total Votes Cast	1,660	213	1,428	19

ECKERSTROM, PETER J.

Vote For 1

	TOTAL	Polls	Early Provisional	S
Yes / Si	1,193	135	1,044	14
No	374	73	298	3
Total Votes Cast	1,567	208	1,342	17

Precinct 144

STARING, CHRISTOPHER P.

Vote For 1

	TOTAL	Polls	Early Provisional	S
Yes / Si	1,092	133	947	12
No	441	64	371	6
Total Votes Cast	1,533	197	1,318	18

GRIFFIN, BRENDEN J.

Vote For 1

	TOTAL	Polls	Early Provisional	S
Yes / Si	1,135	148	975	12
No	400	59	336	5
Total Votes Cast	1,535	207	1,311	17

LEE, KENNETH

Vote For 1

	TOTAL	Polls	Early Provisional	S
Yes / Si	1,165	149	1,003	13
No	375	56	315	4
Total Votes Cast	1,540	205	1,318	17

BRYSON, KYLE A.

Vote For 1

	TOTAL	Polls	Early Provisional	S
Yes / Si	1,146	143	991	12
No	384	60	319	5
Total Votes Cast	1,530	203	1,310	17

COHEN, GARY J.

Vote For 1

	TOTAL	Polls	Early Provisional	S
Yes / Si	1,117	140	965	12
No	408	64	339	5
Total Votes Cast	1,525	204	1,304	17

GORDON, RICHARD E.

Vote For 1

	TOTAL	Polls	Early Provisional	S
Yes / Si	1,147	145	990	12
No	382	60	317	5
Total Votes Cast	1,529	205	1,307	17

Precinct 144

BUTLER, MICHAEL J.

Vote For 1

	TOTAL	Polls	Early Provisional	S
Yes / Si	1,158	145	1,001	12
No	383	60	318	5
Total Votes Cast	1,541	205	1,319	17

YEHLING, WAYNE E.

Vote For 1

	TOTAL	Polls	Early Provisional	S
Yes / Si	1,138	148	978	12
No	390	56	329	5
Total Votes Cast	1,528	204	1,307	17

CONSTANT, DANIELLE J.K.

Vote For 1

	TOTAL	Polls	Early Provisional	S
Yes / Si	1,122	140	970	12
No	406	63	338	5
Total Votes Cast	1,528	203	1,308	17

METCALF, D. DOUGLAS

Vote For 1

	TOTAL	Polls	Early Provisional	S
Yes / Si	1,136	146	978	12
No	392	59	328	5
Total Votes Cast	1,528	205	1,306	17

MCGINLEY, CASEY F.

Vote For 1

	TOTAL	Polls	Early Provisional	S
Yes / Si	1,153	143	998	12
No	378	59	314	5
Total Votes Cast	1,531	202	1,312	17

SAKALL, GREG

Vote For 1

	TOTAL	Polls	Early Provisional	S
Yes / Si	1,123	139	972	12
No	407	62	340	5
Total Votes Cast	1,530	201	1,312	17

Precinct 144

WAGENER, JOAN L.

	TOTAL	Polls	Early Provisional	S
Vote For 1				
Yes / Si	1,129	143	974	12
No	397	58	334	5
Total Votes Cast	1,526	201	1,308	17

JOHNSON, KELLIE L.

	TOTAL	Polls	Early Provisional	S
Vote For 1				
Yes / Si	1,000	137	853	10
No	548	67	474	7
Total Votes Cast	1,548	204	1,327	17

ORTIZ, KIMBERLY H.

	TOTAL	Polls	Early Provisional	S
Vote For 1				
Yes / Si	1,185	151	1,022	12
No	342	53	284	5
Total Votes Cast	1,527	204	1,306	17

MCDONALD, SCOTT DAVID

	TOTAL	Polls	Early Provisional	S
Vote For 1				
Yes / Si	1,102	137	953	12
No	412	61	346	5
Total Votes Cast	1,514	198	1,299	17

ABRAMS, LISA ILKA

	TOTAL	Polls	Early Provisional	S
Vote For 1				
Yes / Si	1,149	147	990	12
No	369	52	312	5
Total Votes Cast	1,518	199	1,302	17

Governing Board - Tucson Unified School District (TUSD) No. 1

	TOTAL	Polls	Early Provisional	S
Vote For 3				
ACOSTA RUIZ, PILAR	727	99	623	5
FLORES, ESTEBAN	704	114	581	9
LUNA ROSE, NATALIE	1,114	123	980	11
SHAH, RAVI	780	67	706	7
SHAW, SADIE	794	65	724	5
Write-In Totals	29	3	26	0
Not Assigned	29	3	26	0
Total Votes Cast	4,148	471	3,640	37

Precinct 144

Board of Governors - Pima Community College Dist. 5

Vote For 1

	TOTAL	Polls	Early Provisional	S
GONZALES, LUIS LOPEZ	664	98	558	8
MORALES, KARLA	869	119	740	10
Write-In Totals	19	4	15	0
Not Assigned	19	4	15	0
Total Votes Cast	1,552	221	1,313	18

PROPOSITION 133

Vote For 1

	TOTAL	Polls	Early Provisional	S
Yes / Si	561	105	446	10
No	1,305	163	1,129	13
Total Votes Cast	1,866	268	1,575	23

PROPOSITION 134

Vote For 1

	TOTAL	Polls	Early Provisional	S
Yes / Si	522	103	409	10
No	1,351	165	1,173	13
Total Votes Cast	1,873	268	1,582	23

PROPOSITION 135

Vote For 1

	TOTAL	Polls	Early Provisional	S
Yes / Si	607	121	476	10
No	1,232	143	1,077	12
Total Votes Cast	1,839	264	1,553	22

PROPOSITION 136

Vote For 1

	TOTAL	Polls	Early Provisional	S
Yes / Si	448	104	336	8
No	1,392	153	1,224	15
Total Votes Cast	1,840	257	1,560	23

PROPOSITION 137

Vote For 1

	TOTAL	Polls	Early Provisional	S
Yes / Si	324	72	245	7
No	1,519	192	1,312	15
Total Votes Cast	1,843	264	1,557	22

Precinct 144

PROPOSITION 138

Vote For 1

	TOTAL	Polls	Early Provisional	S
Yes / Si	315	73	238	4
No	1,583	206	1,358	19
Total Votes Cast	1,898	279	1,596	23

PROPOSITION 139

Vote For 1

	TOTAL	Polls	Early Provisional	S
Yes / Si	1,536	185	1,334	17
No	452	111	335	6
Total Votes Cast	1,988	296	1,669	23

PROPOSITION 140

Vote For 1

	TOTAL	Polls	Early Provisional	S
Yes / Si	919	159	752	8
No	1,034	121	897	16
Total Votes Cast	1,953	280	1,649	24

PROPOSITION 311

Vote For 1

	TOTAL	Polls	Early Provisional	S
Yes / Si	1,123	193	915	15
No	814	92	713	9
Total Votes Cast	1,937	285	1,628	24

PROPOSITION 312

Vote For 1

	TOTAL	Polls	Early Provisional	S
Yes / Si	938	167	762	9
No	989	110	864	15
Total Votes Cast	1,927	277	1,626	24

PROPOSITION 313

Vote For 1

	TOTAL	Polls	Early Provisional	S
Yes / Si	988	190	784	14
No	885	80	795	10
Total Votes Cast	1,873	270	1,579	24

Precinct 144

PROPOSITION 314

Vote For 1

	TOTAL	Polls	Early Provisional	S
Yes / Si	878	165	701	12
No	985	101	872	12
Total Votes Cast	1,863	266	1,573	24

PROPOSITION 315

Vote For 1

	TOTAL	Polls	Early Provisional	S
Yes / Si	591	110	471	10
No	1,227	147	1,066	14
Total Votes Cast	1,818	257	1,537	24

Summary Results Report
 General Election
 November 5, 2024

OFFICIAL RESULTS
 Summary of Votes Cast
 County of Pima

Precinct 145

Statistics	TOTAL	Polls	Early Provisional	s
Registered Voters - Total	4,634			
Ballots Cast - Total	4,298	345	3,950	3
Ballots Cast - Blank	43	9	34	0
Voter Turnout - Total	92.75%			

Presidential Electors

Vote For 1	TOTAL	Polls	Early Provisional	s
HARRIS, KAMALA D.	2,348	126	2,222	0
TRUMP, DONALD J.	1,855	209	1,643	3
OLIVER, CHASE	14	2	12	0
STEIN, JILL	12	0	12	0
Write-In Totals	27	3	24	0
Write-In: Ayyadurai / Ellis	1	1	0	0
Write-In: Boddie / Stoneham	0	0	0	0
Write-In: De la Cruz / Garcia	0	0	0	0
Write-In: Shelton / Serra	0	0	0	0
Write-In: Skousen / Combs	0	0	0	0
Not Assigned	26	2	24	0
Total Votes Cast	4,256	340	3,913	3

U.S. Senator

Vote For 1	TOTAL	Polls	Early Provisional	s
GALLEGO, RUBEN	2,388	123	2,265	0
LAKE, KARI	1,773	204	1,566	3
QUINTANA, EDUARDO	39	4	35	0
Write-In Totals	4	0	4	0
Write-In: Williams, Sarah	0	0	0	0
Write-In: Beckett, Christopher	0	0	0	0
Write-In: Sanders, Steven Cavin	0	0	0	0
Write-In: Bozic, David	0	0	0	0
Write-In: Petty, Shawn	0	0	0	0
Write-In: Rodriguez, Benjamin	0	0	0	0
Write-In: Prosser, Jannie "Jannie"	0	0	0	0
Not Assigned	4	0	4	0
Total Votes Cast	4,204	331	3,870	3

Summary Results Report
 General Election
 November 5, 2024

OFFICIAL RESULTS
 Summary of Votes Cast
 County of Pima

Precinct 145

U.S. Representative in Congress District 6

Vote For 1

	TOTAL	Polls	Early Provisional	S
ENGEL, KIRSTEN	2,218	108	2,110	0
CISCOMANI, JUAN	1,937	212	1,722	3
EASTWOOD, ATHENA	42	6	36	0
Write-In Totals	2	0	2	0
Write-In: Pozzolo, Luis	0	0	0	0
Not Assigned	2	0	2	0
Total Votes Cast	4,199	326	3,870	3

State Senator District 17

Vote For 1

	TOTAL	Polls	Early Provisional	S
MCLEAN, JOHN	2,286	111	2,175	0
LEACH, VENDEN "VINCE"	1,871	215	1,653	3
Write-In Totals	5	0	5	0
Not Assigned	5	0	5	0
Total Votes Cast	4,162	326	3,833	3

State Representative Dist. 17

Vote For 2

	TOTAL	Polls	Early Provisional	S
VOLK, KEVIN	2,274	118	2,156	0
JONES, RACHEL	1,826	191	1,632	3
MCGARR, CORY	1,644	163	1,478	3
Write-In Totals	13	1	12	0
Not Assigned	13	1	12	0
Total Votes Cast	5,757	473	5,278	6

Corporation Commissioner

Vote For 3

	TOTAL	Polls	Early Provisional	S
AGUILAR, YLENIA	2,020	87	1,933	0
HILL, JONATHON	2,054	87	1,967	0
POLACHECK, JOSHUA	1,930	74	1,856	0
LOPEZ, RENE	1,755	165	1,588	2
MARQUEZ PETERSON, LEA	1,778	171	1,604	3
WALDEN, RACHEL	1,807	194	1,610	3
CEASE, MIKE	87	16	71	0
LUXENBERG, NINA	93	10	82	1
Write-In Totals	3	0	3	0
Write-In: Bertone, Frank	0	0	0	0
Not Assigned	3	0	3	0
Total Votes Cast	11,527	804	10,714	9

Summary Results Report
 General Election
 November 5, 2024

OFFICIAL RESULTS
 Summary of Votes Cast
 County of Pima

Precinct 145

Board of Supervisors District 1

	TOTAL	Polls	Early Provisional	S
SCOTT, REX	2,114	93	2,021	0
SPAIN, STEVE	1,998	220	1,775	3
Write-In Totals	1	0	1	0
Not Assigned	1	0	1	0
Total Votes Cast	4,113	313	3,797	3

County Assessor

	TOTAL	Polls	Early Provisional	S
DROUBIE, SUZANNE	2,714	171	2,542	1
Write-In Totals	58	13	45	0
Not Assigned	58	13	45	0
Total Votes Cast	2,772	184	2,587	1

County Attorney

	TOTAL	Polls	Early Provisional	S
CONOVER, LAURA	2,446	144	2,302	0
DRUAN, HOWARD	601	63	536	2
Write-In Totals	38	8	30	0
Not Assigned	38	8	30	0
Total Votes Cast	3,085	215	2,868	2

County Recorder

	TOTAL	Polls	Early Provisional	S
CÁZARES-KELLY, GABRIELLA	2,212	110	2,102	0
CAMPBELL-GONZALEZ, DOMINIC	1,794	190	1,601	3
Write-In Totals	2	1	1	0
Not Assigned	2	1	1	0
Total Votes Cast	4,008	301	3,704	3

County Sheriff

	TOTAL	Polls	Early Provisional	S
NANOS, CHRIS	1,924	94	1,830	0
LAPPIN, HEATHER	2,160	222	1,935	3
Write-In Totals	2	0	2	0
Write-In: Di Genova, Trista	1	0	1	0
Not Assigned	1	0	1	0
Total Votes Cast	4,086	316	3,767	3

Precinct 145

County Superintendent of Schools

Vote For 1

	TOTAL	Polls	Early Provisional	S
WILLIAMS, DUSTIN	2,647	162	2,484	1
Write-In Totals	64	13	51	0
Not Assigned	64	13	51	0
Total Votes Cast	2,711	175	2,535	1

County Treasurer

Vote For 1

	TOTAL	Polls	Early Provisional	S
JOHNSON, BRIAN	2,045	94	1,951	0
ACKERLEY, CHRIS	1,996	208	1,785	3
Write-In Totals	3	1	2	0
Not Assigned	3	1	2	0
Total Votes Cast	4,044	303	3,738	3

Justice of the Peace Precinct 10

Vote For 1

	TOTAL	Polls	Early Provisional	S
FORMAN, ROBERT J.	2,655	248	2,404	3
Write-In Totals	48	1	47	0
Not Assigned	48	1	47	0
Total Votes Cast	2,703	249	2,451	3

Constable Precinct 10

Vote For 1

	TOTAL	Polls	Early Provisional	S
CAMMARANO, JOHN	2,633	244	2,386	3
Write-In Totals	44	1	43	0
Not Assigned	44	1	43	0
Total Votes Cast	2,677	245	2,429	3

KING, KATHRYN H.

Vote For 1

	TOTAL	Polls	Early Provisional	S
Yes / Si	1,760	162	1,596	2
No	1,653	77	1,576	0
Total Votes Cast	3,413	239	3,172	2

BOLICK, CLINT

Vote For 1

	TOTAL	Polls	Early Provisional	S
Yes / Si	1,691	154	1,535	2
No	1,698	81	1,617	0
Total Votes Cast	3,389	235	3,152	2

Precinct 145

ECKERSTROM, PETER J.

Vote For 1

	TOTAL	Polls	Early Provisional	S
Yes / Si	2,348	158	2,188	2
No	535	57	478	0
Total Votes Cast	2,883	215	2,666	2

STARING, CHRISTOPHER P.

Vote For 1

	TOTAL	Polls	Early Provisional	S
Yes / Si	2,370	165	2,203	2
No	527	53	474	0
Total Votes Cast	2,897	218	2,677	2

GRIFFIN, BRENDEN J.

Vote For 1

	TOTAL	Polls	Early Provisional	S
Yes / Si	2,251	171	2,078	2
No	498	43	455	0
Total Votes Cast	2,749	214	2,533	2

LEE, KENNETH

Vote For 1

	TOTAL	Polls	Early Provisional	S
Yes / Si	2,236	161	2,073	2
No	502	51	451	0
Total Votes Cast	2,738	212	2,524	2

BRYSON, KYLE A.

Vote For 1

	TOTAL	Polls	Early Provisional	S
Yes / Si	2,280	162	2,116	2
No	455	49	406	0
Total Votes Cast	2,735	211	2,522	2

COHEN, GARY J.

Vote For 1

	TOTAL	Polls	Early Provisional	S
Yes / Si	2,259	167	2,090	2
No	467	44	423	0
Total Votes Cast	2,726	211	2,513	2

Precinct 145

GORDON, RICHARD E.

Vote For 1

	TOTAL	Polls	Early Provisional	S
Yes / Si	2,264	166	2,096	2
No	458	45	413	0
Total Votes Cast	2,722	211	2,509	2

BUTLER, MICHAEL J.

Vote For 1

	TOTAL	Polls	Early Provisional	S
Yes / Si	2,275	163	2,110	2
No	465	48	417	0
Total Votes Cast	2,740	211	2,527	2

YEHLING, WAYNE E.

Vote For 1

	TOTAL	Polls	Early Provisional	S
Yes / Si	2,230	161	2,067	2
No	488	51	437	0
Total Votes Cast	2,718	212	2,504	2

CONSTANT, DANIELLE J.K.

Vote For 1

	TOTAL	Polls	Early Provisional	S
Yes / Si	2,193	168	2,023	2
No	540	48	492	0
Total Votes Cast	2,733	216	2,515	2

METCALF, D. DOUGLAS

Vote For 1

	TOTAL	Polls	Early Provisional	S
Yes / Si	2,237	160	2,075	2
No	483	49	434	0
Total Votes Cast	2,720	209	2,509	2

MCGINLEY, CASEY F.

Vote For 1

	TOTAL	Polls	Early Provisional	S
Yes / Si	2,272	161	2,109	2
No	451	49	402	0
Total Votes Cast	2,723	210	2,511	2

Precinct 145

SAKALL, GREG

Vote For 1

	TOTAL	Polls	Early Provisional	s
Yes / Si	2,265	158	2,105	2
No	487	53	434	0
Total Votes Cast	2,752	211	2,539	2

WAGENER, JOAN L.

Vote For 1

	TOTAL	Polls	Early Provisional	s
Yes / Si	2,265	170	2,093	2
No	475	45	430	0
Total Votes Cast	2,740	215	2,523	2

JOHNSON, KELLIE L.

Vote For 1

	TOTAL	Polls	Early Provisional	s
Yes / Si	1,968	161	1,805	2
No	836	53	783	0
Total Votes Cast	2,804	214	2,588	2

ORTIZ, KIMBERLY H.

Vote For 1

	TOTAL	Polls	Early Provisional	s
Yes / Si	2,321	168	2,151	2
No	426	47	379	0
Total Votes Cast	2,747	215	2,530	2

MCDONALD, SCOTT DAVID

Vote For 1

	TOTAL	Polls	Early Provisional	s
Yes / Si	2,215	162	2,051	2
No	506	48	458	0
Total Votes Cast	2,721	210	2,509	2

ABRAMS, LISA ILKA

Vote For 1

	TOTAL	Polls	Early Provisional	s
Yes / Si	2,283	172	2,109	2
No	472	45	427	0
Total Votes Cast	2,755	217	2,536	2

Precinct 145

PROPOSITION 133

Vote For 1				
	TOTAL	Polls	Early Provisional	S
Yes / Si	1,509	170	1,337	2
No	2,326	134	2,191	1
Total Votes Cast	3,835	304	3,528	3

PROPOSITION 134

Vote For 1				
	TOTAL	Polls	Early Provisional	S
Yes / Si	1,472	156	1,315	1
No	2,367	144	2,221	2
Total Votes Cast	3,839	300	3,536	3

PROPOSITION 135

Vote For 1				
	TOTAL	Polls	Early Provisional	S
Yes / Si	1,615	154	1,459	2
No	2,184	145	2,038	1
Total Votes Cast	3,799	299	3,497	3

PROPOSITION 136

Vote For 1				
	TOTAL	Polls	Early Provisional	S
Yes / Si	1,223	130	1,091	2
No	2,523	162	2,360	1
Total Votes Cast	3,746	292	3,451	3

PROPOSITION 137

Vote For 1				
	TOTAL	Polls	Early Provisional	S
Yes / Si	820	90	728	2
No	2,936	202	2,733	1
Total Votes Cast	3,756	292	3,461	3

PROPOSITION 138

Vote For 1				
	TOTAL	Polls	Early Provisional	S
Yes / Si	816	72	741	3
No	3,055	237	2,818	0
Total Votes Cast	3,871	309	3,559	3

Precinct 145

PROPOSITION 139

Vote For 1

	TOTAL	Polls	Early Provisional	S
Yes / Si	2,840	177	2,663	0
No	1,308	147	1,158	3
Total Votes Cast	4,148	324	3,821	3

PROPOSITION 140

Vote For 1

	TOTAL	Polls	Early Provisional	S
Yes / Si	1,552	127	1,425	0
No	2,523	187	2,333	3
Total Votes Cast	4,075	314	3,758	3

PROPOSITION 311

Vote For 1

	TOTAL	Polls	Early Provisional	S
Yes / Si	2,368	214	2,151	3
No	1,698	98	1,600	0
Total Votes Cast	4,066	312	3,751	3

PROPOSITION 312

Vote For 1

	TOTAL	Polls	Early Provisional	S
Yes / Si	2,055	208	1,844	3
No	1,966	99	1,867	0
Total Votes Cast	4,021	307	3,711	3

PROPOSITION 313

Vote For 1

	TOTAL	Polls	Early Provisional	S
Yes / Si	2,003	211	1,789	3
No	1,941	96	1,845	0
Total Votes Cast	3,944	307	3,634	3

PROPOSITION 314

Vote For 1

	TOTAL	Polls	Early Provisional	S
Yes / Si	2,167	221	1,943	3
No	1,753	83	1,670	0
Total Votes Cast	3,920	304	3,613	3

Precinct 145

PROPOSITION 315

Vote For 1

	TOTAL	Polls	Early Provisional	S
Yes / Sí	1,575	159	1,414	2
No	2,207	120	2,086	1
Total Votes Cast	3,782	279	3,500	3

PROPOSITION 412 - Amphitheater Unified School District No. 10

Vote For 1

	TOTAL	Polls	Early Provisional	S
Bond Approval, Yes / Aprobación de Bonos, Sí	1,950	142	1,808	0
Bond Approval, No / Aprobación de Bonos, No	1,732	129	1,600	3
Total Votes Cast	3,682	271	3,408	3

PROPOSITION 413 - Amphitheater Unified School District No. 10

Vote For 1

	TOTAL	Polls	Early Provisional	S
Budget Override Continuation, Yes / Continuación del Aumento al Presupuesto, Sí	1,858	134	1,722	2
Budget Override Continuation, No / Continuación del Aumento al Presupuesto, No	1,828	145	1,682	1
Total Votes Cast	3,686	279	3,404	3

Summary Results Report
 General Election
 November 5, 2024

OFFICIAL RESULTS
 Summary of Votes Cast
 County of Pima

Precinct 146

Statistics	TOTAL	Polls	Early Provisionals	
Registered Voters - Total	2,795			
Ballots Cast - Total	2,238	350	1,866	22
Ballots Cast - Blank	38	10	26	2
Voter Turnout - Total	80.07%			

Presidential Electors

Vote For 1	TOTAL	Polls	Early Provisionals	
HARRIS, KAMALA D.	1,285	138	1,136	11
TRUMP, DONALD J.	906	202	693	11
OLIVER, CHASE	12	4	8	0
STEIN, JILL	9	1	8	0
Write-In Totals	7	3	4	0
Write-In: Ayyadurai / Ellis	0	0	0	0
Write-In: Boddie / Stoneham	0	0	0	0
Write-In: De la Cruz / Garcia	0	0	0	0
Write-In: Shelton / Serra	0	0	0	0
Write-In: Skousen / Combs	0	0	0	0
Not Assigned	7	3	4	0
Total Votes Cast	2,219	348	1,849	22

U.S. Senator

Vote For 1	TOTAL	Polls	Early Provisionals	
GALLEGO, RUBEN	1,318	148	1,159	11
LAKE, KARI	799	177	613	9
QUINTANA, EDUARDO	60	13	46	1
Write-In Totals	3	2	1	0
Write-In: Williams, Sarah	0	0	0	0
Write-In: Beckett, Christopher	1	1	0	0
Write-In: Sanders, Steven Cavin	0	0	0	0
Write-In: Bozic, David	0	0	0	0
Write-In: Petty, Shawn	0	0	0	0
Write-In: Rodriguez, Benjamin	0	0	0	0
Write-In: Prosser, Jannie "Jannie"	0	0	0	0
Not Assigned	2	1	1	0
Total Votes Cast	2,180	340	1,819	21

Summary Results Report
 General Election
 November 5, 2024

OFFICIAL RESULTS
 Summary of Votes Cast
 County of Pima

Precinct 146

U.S. Representative in Congress District 6

Vote For 1

	TOTAL	Polls	Early Provisional	s
ENGEL, KIRSTEN	1,231	130	1,092	9
CISCOMANI, JUAN	879	194	675	10
EASTWOOD, ATHENA	46	10	34	2
Write-In Totals	4	1	3	0
Write-In: Pozzolo, Luis	1	1	0	0
Not Assigned	3	0	3	0
Total Votes Cast	2,160	335	1,804	21

State Senator District 18

Vote For 1

	TOTAL	Polls	Early Provisional	s
SUNDARESHAN, PRIYA	1,458	193	1,256	9
Write-In Totals	64	21	43	0
Not Assigned	64	21	43	0
Total Votes Cast	1,522	214	1,299	9

State Representative Dist. 18

Vote For 2

	TOTAL	Polls	Early Provisional	s
GUTIERREZ, NANCY	1,163	128	1,031	4
MATHIS, CHRIS	1,007	100	905	2
ROSENBLUM, LEONARD "LEN"	846	183	656	7
Write-In Totals	18	5	13	0
Not Assigned	18	5	13	0
Total Votes Cast	3,034	416	2,605	13

Corporation Commissioner

Vote For 3

	TOTAL	Polls	Early Provisional	s
AGUILAR, YLENIA	1,118	123	987	8
HILL, JONATHON	1,047	98	942	7
POLACHECK, JOSHUA	983	89	888	6
LOPEZ, RENE	738	134	599	5
MARQUEZ PETERSON, LEA	726	129	593	4
WALDEN, RACHEL	748	134	610	4
CEASE, MIKE	64	21	42	1
LUXENBERG, NINA	62	14	47	1
Write-In Totals	5	2	3	0
Write-In: Bertone, Frank	0	0	0	0
Not Assigned	5	2	3	0
Total Votes Cast	5,491	744	4,711	36

Precinct 146

Board of Supervisors District 1

	TOTAL	Polls	Early Provisional	S
SCOTT, REX	1,209	132	1,069	8
SPAIN, STEVE	888	182	702	4
Write-In Totals	4	2	2	0
Not Assigned	4	2	2	0
Total Votes Cast	2,101	316	1,773	12

County Assessor

	TOTAL	Polls	Early Provisional	S
DROUBIE, SUZANNE	1,469	194	1,260	15
Write-In Totals	47	16	31	0
Not Assigned	47	16	31	0
Total Votes Cast	1,516	210	1,291	15

County Attorney

	TOTAL	Polls	Early Provisional	S
CONOVER, LAURA	1,314	153	1,149	12
DRUAN, HOWARD	343	82	259	2
Write-In Totals	33	8	25	0
Not Assigned	33	8	25	0
Total Votes Cast	1,690	243	1,433	14

County Recorder

	TOTAL	Polls	Early Provisional	S
CÁZARES-KELLY, GABRIELLA	1,253	139	1,102	12
CAMPBELL-GONZALEZ, DOMINIC	816	176	633	7
Write-In Totals	3	1	2	0
Not Assigned	3	1	2	0
Total Votes Cast	2,072	316	1,737	19

County Sheriff

	TOTAL	Polls	Early Provisional	S
NANOS, CHRIS	1,104	129	966	9
LAPPIN, HEATHER	1,006	199	797	10
Write-In Totals	2	1	1	0
Write-In: Di Genova, Trista	0	0	0	0
Not Assigned	2	1	1	0
Total Votes Cast	2,112	329	1,764	19

Precinct 146

County Superintendent of Schools

Vote For 1

	TOTAL	Polls	Early Provisional	S
WILLIAMS, DUSTIN	1,464	194	1,256	14
Write-In Totals	48	17	31	0
Not Assigned	48	17	31	0
Total Votes Cast	1,512	211	1,287	14

County Treasurer

Vote For 1

	TOTAL	Polls	Early Provisional	S
JOHNSON, BRIAN	1,160	124	1,024	12
ACKERLEY, CHRIS	918	190	720	8
Write-In Totals	3	1	2	0
Not Assigned	3	1	2	0
Total Votes Cast	2,081	315	1,746	20

Justice of the Peace Precinct 10

Vote For 1

	TOTAL	Polls	Early Provisional	S
FORMAN, ROBERT J.	1,397	253	1,129	15
Write-In Totals	54	6	47	1
Not Assigned	54	6	47	1
Total Votes Cast	1,451	259	1,176	16

Constable Precinct 10

Vote For 1

	TOTAL	Polls	Early Provisional	S
CAMMARANO, JOHN	1,383	249	1,118	16
Write-In Totals	49	6	42	1
Not Assigned	49	6	42	1
Total Votes Cast	1,432	255	1,160	17

KING, KATHRYN H.

Vote For 1

	TOTAL	Polls	Early Provisional	S
Yes / Si	927	160	760	7
No	815	87	721	7
Total Votes Cast	1,742	247	1,481	14

BOLICK, CLINT

Vote For 1

	TOTAL	Polls	Early Provisional	S
Yes / Si	880	145	726	9
No	845	98	743	4
Total Votes Cast	1,725	243	1,469	13

Precinct 146

ECKERSTROM, PETER J.

Vote For 1

	TOTAL	Polls	Early Provisional	S
Yes / Si	1,134	154	972	8
No	433	84	343	6
Total Votes Cast	1,567	238	1,315	14

STARING, CHRISTOPHER P.

Vote For 1

	TOTAL	Polls	Early Provisional	S
Yes / Si	1,138	153	977	8
No	430	80	345	5
Total Votes Cast	1,568	233	1,322	13

GRIFFIN, BRENDEN J.

Vote For 1

	TOTAL	Polls	Early Provisional	S
Yes / Si	1,122	146	967	9
No	403	80	318	5
Total Votes Cast	1,525	226	1,285	14

LEE, KENNETH

Vote For 1

	TOTAL	Polls	Early Provisional	S
Yes / Si	1,082	140	934	8
No	437	82	349	6
Total Votes Cast	1,519	222	1,283	14

BRYSON, KYLE A.

Vote For 1

	TOTAL	Polls	Early Provisional	S
Yes / Si	1,106	138	959	9
No	419	84	330	5
Total Votes Cast	1,525	222	1,289	14

COHEN, GARY J.

Vote For 1

	TOTAL	Polls	Early Provisional	S
Yes / Si	1,117	141	967	9
No	399	81	314	4
Total Votes Cast	1,516	222	1,281	13

Precinct 146

GORDON, RICHARD E.

Vote For 1

	TOTAL	Polls	Early Provisional	S
Yes / Si	1,124	138	978	8
No	383	83	295	5
Total Votes Cast	1,507	221	1,273	13

BUTLER, MICHAEL J.

Vote For 1

	TOTAL	Polls	Early Provisional	S
Yes / Si	1,105	140	957	8
No	426	82	338	6
Total Votes Cast	1,531	222	1,295	14

YEHLING, WAYNE E.

Vote For 1

	TOTAL	Polls	Early Provisional	S
Yes / Si	1,066	134	923	9
No	451	86	360	5
Total Votes Cast	1,517	220	1,283	14

CONSTANT, DANIELLE J.K.

Vote For 1

	TOTAL	Polls	Early Provisional	S
Yes / Si	1,071	137	925	9
No	439	80	354	5
Total Votes Cast	1,510	217	1,279	14

METCALF, D. DOUGLAS

Vote For 1

	TOTAL	Polls	Early Provisional	S
Yes / Si	1,080	137	934	9
No	433	83	345	5
Total Votes Cast	1,513	220	1,279	14

MCGINLEY, CASEY F.

Vote For 1

	TOTAL	Polls	Early Provisional	S
Yes / Si	1,136	144	983	9
No	375	77	293	5
Total Votes Cast	1,511	221	1,276	14

Precinct 146

SAKALL, GREG

Vote For 1

	TOTAL	Polls	Early Provisional	S
Yes / Si	1,091	138	944	9
No	433	82	346	5
Total Votes Cast	1,524	220	1,290	14

WAGENER, JOAN L.

Vote For 1

	TOTAL	Polls	Early Provisional	S
Yes / Si	1,099	147	943	9
No	409	76	328	5
Total Votes Cast	1,508	223	1,271	14

JOHNSON, KELLIE L.

Vote For 1

	TOTAL	Polls	Early Provisional	S
Yes / Si	994	135	851	8
No	532	86	440	6
Total Votes Cast	1,526	221	1,291	14

ORTIZ, KIMBERLY H.

Vote For 1

	TOTAL	Polls	Early Provisional	S
Yes / Si	1,138	148	980	10
No	376	72	300	4
Total Votes Cast	1,514	220	1,280	14

MCDONALD, SCOTT DAVID

Vote For 1

	TOTAL	Polls	Early Provisional	S
Yes / Si	1,096	138	950	8
No	413	81	326	6
Total Votes Cast	1,509	219	1,276	14

ABRAMS, LISA ILKA

Vote For 1

	TOTAL	Polls	Early Provisional	S
Yes / Si	1,100	138	953	9
No	424	81	338	5
Total Votes Cast	1,524	219	1,291	14

Precinct 146

PROPOSITION 133

Vote For 1

	TOTAL	Polls	Early Provisional	S
Yes / Si	738	152	582	4
No	1,222	156	1,055	11
Total Votes Cast	1,960	308	1,637	15

PROPOSITION 134

Vote For 1

	TOTAL	Polls	Early Provisional	S
Yes / Si	720	145	569	6
No	1,249	163	1,076	10
Total Votes Cast	1,969	308	1,645	16

PROPOSITION 135

Vote For 1

	TOTAL	Polls	Early Provisional	S
Yes / Si	837	183	650	4
No	1,122	128	984	10
Total Votes Cast	1,959	311	1,634	14

PROPOSITION 136

Vote For 1

	TOTAL	Polls	Early Provisional	S
Yes / Si	605	125	474	6
No	1,329	169	1,153	7
Total Votes Cast	1,934	294	1,627	13

PROPOSITION 137

Vote For 1

	TOTAL	Polls	Early Provisional	S
Yes / Si	412	82	324	6
No	1,553	226	1,318	9
Total Votes Cast	1,965	308	1,642	15

PROPOSITION 138

Vote For 1

	TOTAL	Polls	Early Provisional	S
Yes / Si	348	65	280	3
No	1,687	259	1,415	13
Total Votes Cast	2,035	324	1,695	16

Precinct 146

PROPOSITION 139

Vote For 1				
	TOTAL	Polls	Early Provisional	S
Yes / Si	1,512	206	1,294	12
No	628	129	492	7
Total Votes Cast	2,140	335	1,786	19

PROPOSITION 140

Vote For 1				
	TOTAL	Polls	Early Provisional	S
Yes / Si	939	175	755	9
No	1,137	142	988	7
Total Votes Cast	2,076	317	1,743	16

PROPOSITION 311

Vote For 1				
	TOTAL	Polls	Early Provisional	S
Yes / Si	1,303	242	1,049	12
No	786	83	697	6
Total Votes Cast	2,089	325	1,746	18

PROPOSITION 312

Vote For 1				
	TOTAL	Polls	Early Provisional	S
Yes / Si	1,091	214	870	7
No	972	104	858	10
Total Votes Cast	2,063	318	1,728	17

PROPOSITION 313

Vote For 1				
	TOTAL	Polls	Early Provisional	S
Yes / Si	1,213	226	977	10
No	827	93	726	8
Total Votes Cast	2,040	319	1,703	18

PROPOSITION 314

Vote For 1				
	TOTAL	Polls	Early Provisional	S
Yes / Si	1,092	207	878	7
No	934	105	820	9
Total Votes Cast	2,026	312	1,698	16

Precinct 146

PROPOSITION 315

Vote For 1

	TOTAL	Polls	Early Provisional	s
Yes / Sí	813	156	651	6
No	1,125	134	981	10
Total Votes Cast	1,938	290	1,632	16

PROPOSITION 412 - Amphitheater Unified School District No. 10

Vote For 1

	TOTAL	Polls	Early Provisional	s
Bond Approval, Yes / Aprobación de Bonos, Sí	1,013	140	869	4
Bond Approval, No / Aprobación de Bonos, No	857	145	708	4
Total Votes Cast	1,870	285	1,577	8

PROPOSITION 413 - Amphitheater Unified School District No. 10

Vote For 1

	TOTAL	Polls	Early Provisional	s
Budget Override Continuation, Yes / Continuación del Aumento al Presupuesto, Sí	996	155	836	5
Budget Override Continuation, No / Continuación del Aumento al Presupuesto, No	883	129	751	3
Total Votes Cast	1,879	284	1,587	8

Summary Results Report
 General Election
 November 5, 2024

OFFICIAL RESULTS
 Summary of Votes Cast
 County of Pima

Precinct 147

Statistics	TOTAL	Polls	Early Provisional	s
Registered Voters - Total	2,870			
Ballots Cast - Total	2,226	421	1,786	19
Ballots Cast - Blank	48	14	33	1
Voter Turnout - Total	77.56%			

Presidential Electors

Vote For 1	TOTAL	Polls	Early Provisional	s
HARRIS, KAMALA D.	1,049	145	895	9
TRUMP, DONALD J.	1,147	273	864	10
OLIVER, CHASE	7	1	6	0
STEIN, JILL	7	0	7	0
Write-In Totals	6	0	6	0
Write-In: Ayyadurai / Ellis	0	0	0	0
Write-In: Boddie / Stoneham	0	0	0	0
Write-In: De la Cruz / Garcia	0	0	0	0
Write-In: Shelton / Serra	0	0	0	0
Write-In: Skousen / Combs	0	0	0	0
Not Assigned	6	0	6	0
Total Votes Cast	2,216	419	1,778	19

U.S. Senator

Vote For 1	TOTAL	Polls	Early Provisional	s
GALLEGO, RUBEN	1,088	157	921	10
LAKE, KARI	1,033	243	781	9
QUINTANA, EDUARDO	50	8	42	0
Write-In Totals	2	1	1	0
Write-In: Williams, Sarah	1	1	0	0
Write-In: Beckett, Christopher	0	0	0	0
Write-In: Sanders, Steven Cavin	0	0	0	0
Write-In: Bozic, David	0	0	0	0
Write-In: Petty, Shawn	0	0	0	0
Write-In: Rodriguez, Benjamin	0	0	0	0
Write-In: Prosser, Jannie "Jannie"	0	0	0	0
Not Assigned	1	0	1	0
Total Votes Cast	2,173	409	1,745	19

U.S. Representative in Congress District 7

Vote For 1	TOTAL	Polls	Early Provisional	s
GRIJALVA, RAÚL M.	1,032	143	878	11
BUTIEREZ SR., DANIEL FRANCIS	1,084	252	825	7
Write-In Totals	5	2	3	0
Not Assigned	5	2	3	0
Total Votes Cast	2,121	397	1,706	18

Precinct 147

State Senator District 21

Vote For 1

	TOTAL	Polls	Early Provisional	s
GABALDÓN, ROSANNA	1,330	214	1,101	15
Write-In Totals	89	27	62	0
Not Assigned	89	27	62	0
Total Votes Cast	1,419	241	1,163	15

State Representative Dist. 21

Vote For 2

	TOTAL	Polls	Early Provisional	s
HERNANDEZ, CONSUELO	881	100	775	6
STAHL HAMILTON, STEPHANIE	905	106	792	7
KIBBEY, CHRISTOPHER	1,072	248	816	8
Write-In Totals	23	6	17	0
Not Assigned	23	6	17	0
Total Votes Cast	2,881	460	2,400	21

Corporation Commissioner

Vote For 3

	TOTAL	Polls	Early Provisional	s
AGUILAR, YLENIA	897	106	782	9
HILL, JONATHON	843	96	741	6
POLACHECK, JOSHUA	776	87	683	6
LOPEZ, RENE	873	177	691	5
MARQUEZ PETERSON, LEA	832	161	666	5
WALDEN, RACHEL	918	200	711	7
CEASE, MIKE	73	15	58	0
LUXENBERG, NINA	82	12	69	1
Write-In Totals	0	0	0	0
Write-In: Bertone, Frank	0	0	0	0
Not Assigned	0	0	0	0
Total Votes Cast	5,294	854	4,401	39

Board of Supervisors District 2

Vote For 1

	TOTAL	Polls	Early Provisional	s
HEINZ, MATT	1,003	134	860	9
BACKER, JOHN	1,072	249	814	9
Write-In Totals	3	1	2	0
Not Assigned	3	1	2	0
Total Votes Cast	2,078	384	1,676	18

Precinct 147

County Assessor

Vote For 1

	TOTAL	Polls	Early Provisional	S
DROUBIE, SUZANNE	1,329	222	1,092	15
Write-In Totals	69	20	49	0
Not Assigned	69	20	49	0
Total Votes Cast	1,398	242	1,141	15

County Attorney

Vote For 1

	TOTAL	Polls	Early Provisional	S
CONOVER, LAURA	1,122	163	947	12
DRUAN, HOWARD	483	122	357	4
Write-In Totals	39	8	31	0
Not Assigned	39	8	31	0
Total Votes Cast	1,644	293	1,335	16

County Recorder

Vote For 1

	TOTAL	Polls	Early Provisional	S
CÁZARES-KELLY, GABRIELLA	1,038	136	892	10
CAMPBELL-GONZALEZ, DOMINIC	1,027	242	777	8
Write-In Totals	2	0	2	0
Not Assigned	2	0	2	0
Total Votes Cast	2,067	378	1,671	18

County Sheriff

Vote For 1

	TOTAL	Polls	Early Provisional	S
NANOS, CHRIS	917	136	773	8
LAPPIN, HEATHER	1,192	257	925	10
Write-In Totals	1	1	0	0
Write-In: Di Genova, Trista	0	0	0	0
Not Assigned	1	1	0	0
Total Votes Cast	2,110	394	1,698	18

County Superintendent of Schools

Vote For 1

	TOTAL	Polls	Early Provisional	S
WILLIAMS, DUSTIN	1,323	221	1,087	15
Write-In Totals	79	22	57	0
Not Assigned	79	22	57	0
Total Votes Cast	1,402	243	1,144	15

Precinct 147

County Treasurer

Vote For 1

	TOTAL	Polls	Early Provisional	S
JOHNSON, BRIAN	960	129	824	7
ACKERLEY, CHRIS	1,110	250	849	11
Write-In Totals	3	1	2	0
Not Assigned	3	1	2	0
Total Votes Cast	2,073	380	1,675	18

Constable Precinct 7

Vote For 1

	TOTAL	Polls	Early Provisional	S
SCHENEK JR., THOMAS	1,533	299	1,221	13
Write-In Totals	56	9	47	0
Not Assigned	56	9	47	0
Total Votes Cast	1,589	308	1,268	13

KING, KATHRYN H.

Vote For 1

	TOTAL	Polls	Early Provisional	S
Yes / Si	1,088	230	846	12
No	650	87	559	4
Total Votes Cast	1,738	317	1,405	16

BOLICK, CLINT

Vote For 1

	TOTAL	Polls	Early Provisional	S
Yes / Si	1,011	213	788	10
No	707	94	607	6
Total Votes Cast	1,718	307	1,395	16

ECKERSTROM, PETER J.

Vote For 1

	TOTAL	Polls	Early Provisional	S
Yes / Si	1,156	211	934	11
No	478	81	392	5
Total Votes Cast	1,634	292	1,326	16

STARING, CHRISTOPHER P.

Vote For 1

	TOTAL	Polls	Early Provisional	S
Yes / Si	1,096	215	870	11
No	526	81	440	5
Total Votes Cast	1,622	296	1,310	16

Precinct 147

GRIFFIN, BRENDEN J.

Vote For 1

	TOTAL	Polls	Early Provisional	S
Yes / Si	1,097	205	882	10
No	473	79	389	5
Total Votes Cast	1,570	284	1,271	15

LEE, KENNETH

Vote For 1

	TOTAL	Polls	Early Provisional	S
Yes / Si	1,098	204	884	10
No	473	78	390	5
Total Votes Cast	1,571	282	1,274	15

BRYSON, KYLE A.

Vote For 1

	TOTAL	Polls	Early Provisional	S
Yes / Si	1,106	195	901	10
No	452	85	363	4
Total Votes Cast	1,558	280	1,264	14

COHEN, GARY J.

Vote For 1

	TOTAL	Polls	Early Provisional	S
Yes / Si	1,070	207	854	9
No	488	74	408	6
Total Votes Cast	1,558	281	1,262	15

GORDON, RICHARD E.

Vote For 1

	TOTAL	Polls	Early Provisional	S
Yes / Si	1,092	195	885	12
No	476	86	386	4
Total Votes Cast	1,568	281	1,271	16

BUTLER, MICHAEL J.

Vote For 1

	TOTAL	Polls	Early Provisional	S
Yes / Si	1,103	201	892	10
No	463	80	378	5
Total Votes Cast	1,566	281	1,270	15

Precinct 147

YEHLING, WAYNE E.

Vote For 1

	TOTAL	Polls	Early Provisional	S
Yes / Si	1,069	194	865	10
No	498	87	406	5
Total Votes Cast	1,567	281	1,271	15

CONSTANT, DANIELLE J.K.

Vote For 1

	TOTAL	Polls	Early Provisional	S
Yes / Si	1,076	203	862	11
No	482	78	400	4
Total Votes Cast	1,558	281	1,262	15

METCALF, D. DOUGLAS

Vote For 1

	TOTAL	Polls	Early Provisional	S
Yes / Si	1,095	201	885	9
No	473	80	387	6
Total Votes Cast	1,568	281	1,272	15

MCGINLEY, CASEY F.

Vote For 1

	TOTAL	Polls	Early Provisional	S
Yes / Si	1,110	201	898	11
No	453	82	367	4
Total Votes Cast	1,563	283	1,265	15

SAKALL, GREG

Vote For 1

	TOTAL	Polls	Early Provisional	S
Yes / Si	1,103	202	891	10
No	463	81	377	5
Total Votes Cast	1,566	283	1,268	15

WAGENER, JOAN L.

Vote For 1

	TOTAL	Polls	Early Provisional	S
Yes / Si	1,085	195	879	11
No	475	85	386	4
Total Votes Cast	1,560	280	1,265	15

Precinct 147

JOHNSON, KELLIE L.

Vote For 1

	TOTAL	Polls	Early Provisional	S
Yes / Si	1,019	198	810	11
No	556	86	466	4
Total Votes Cast	1,575	284	1,276	15

ORTIZ, KIMBERLY H.

Vote For 1

	TOTAL	Polls	Early Provisional	S
Yes / Si	1,123	208	905	10
No	446	74	367	5
Total Votes Cast	1,569	282	1,272	15

MCDONALD, SCOTT DAVID

Vote For 1

	TOTAL	Polls	Early Provisional	S
Yes / Si	1,091	198	883	10
No	479	86	388	5
Total Votes Cast	1,570	284	1,271	15

ABRAMS, LISA ILKA

Vote For 1

	TOTAL	Polls	Early Provisional	S
Yes / Si	1,106	203	893	10
No	455	80	370	5
Total Votes Cast	1,561	283	1,263	15

Governing Board - Sahuarita Unified School District No. 30

Vote For 3

	TOTAL	Polls	Early Provisional	S
BRUNO, ANTHONY "TONY" ROCCO	857	153	697	7
FETTIG, DEBBIE	503	79	422	2
PETERSMARCK, AMY	793	136	648	9
REIS, DENISE	786	124	656	6
ZANIN, KATHRYN	819	132	681	6
Write-In Totals	45	16	29	0
Not Assigned	45	16	29	0
Total Votes Cast	3,803	640	3,133	30

PROPOSITION 133

Vote For 1

	TOTAL	Polls	Early Provisional	S
Yes / Si	807	172	629	6
No	1,157	199	947	11
Total Votes Cast	1,964	371	1,576	17

Precinct 147

PROPOSITION 134

Vote For 1

	TOTAL	Polls	Early Provisional	S
Yes / Si	795	186	602	7
No	1,168	180	978	10
Total Votes Cast	1,963	366	1,580	17

PROPOSITION 135

Vote For 1

	TOTAL	Polls	Early Provisional	S
Yes / Si	920	205	706	9
No	1,026	159	858	9
Total Votes Cast	1,946	364	1,564	18

PROPOSITION 136

Vote For 1

	TOTAL	Polls	Early Provisional	S
Yes / Si	706	155	545	6
No	1,221	202	1,008	11
Total Votes Cast	1,927	357	1,553	17

PROPOSITION 137

Vote For 1

	TOTAL	Polls	Early Provisional	S
Yes / Si	442	101	333	8
No	1,485	259	1,216	10
Total Votes Cast	1,927	360	1,549	18

PROPOSITION 138

Vote For 1

	TOTAL	Polls	Early Provisional	S
Yes / Si	419	109	305	5
No	1,574	266	1,295	13
Total Votes Cast	1,993	375	1,600	18

PROPOSITION 139

Vote For 1

	TOTAL	Polls	Early Provisional	S
Yes / Si	1,322	216	1,096	10
No	790	179	603	8
Total Votes Cast	2,112	395	1,699	18

Precinct 147

PROPOSITION 140

Vote For 1				
	TOTAL	Polls	Early Provisional	S
Yes / Si	1,019	198	809	12
No	1,035	182	848	5
Total Votes Cast	2,054	380	1,657	17

PROPOSITION 311

Vote For 1				
	TOTAL	Polls	Early Provisional	S
Yes / Si	1,468	313	1,143	12
No	605	70	529	6
Total Votes Cast	2,073	383	1,672	18

PROPOSITION 312

Vote For 1				
	TOTAL	Polls	Early Provisional	S
Yes / Si	1,321	263	1,046	12
No	726	111	610	5
Total Votes Cast	2,047	374	1,656	17

PROPOSITION 313

Vote For 1				
	TOTAL	Polls	Early Provisional	S
Yes / Si	1,432	294	1,127	11
No	621	90	524	7
Total Votes Cast	2,053	384	1,651	18

PROPOSITION 314

Vote For 1				
	TOTAL	Polls	Early Provisional	S
Yes / Si	1,318	269	1,036	13
No	707	103	599	5
Total Votes Cast	2,025	372	1,635	18

PROPOSITION 315

Vote For 1				
	TOTAL	Polls	Early Provisional	S
Yes / Si	881	179	696	6
No	1,048	173	864	11
Total Votes Cast	1,929	352	1,560	17

Precinct 147

PROPOSITION 403

Vote For 1

	TOTAL	Polls	Early Provisional	s
Bond Approval, Yes / Aprobación de Bonos, Si	768	130	638	0
Bond Approval, No / Aprobación de Bonos, No	1,155	211	929	15
Total Votes Cast	1,923	341	1,567	15

PROPOSITION 404

Vote For 1

	TOTAL	Polls	Early Provisional	s
Yes / Sí	1,328	248	1,071	9
No	617	115	495	7
Total Votes Cast	1,945	363	1,566	16

PROPOSITION 405

Vote For 1

	TOTAL	Polls	Early Provisional	s
Yes / Sí	1,452	270	1,170	12
No	497	92	400	5
Total Votes Cast	1,949	362	1,570	17

PROPOSITION 406

Vote For 1

	TOTAL	Polls	Early Provisional	s
Yes / Sí	1,253	232	1,011	10
No	655	122	527	6
Total Votes Cast	1,908	354	1,538	16

PROPOSITION 407

Vote For 1

	TOTAL	Polls	Early Provisional	s
Yes / Sí	1,206	215	981	10
No	702	141	555	6
Total Votes Cast	1,908	356	1,536	16

Precinct 148

Statistics	TOTAL	Polls	Early Provisional	s
Registered Voters - Total	2,419			
Ballots Cast - Total	2,017	231	1,775	11
Ballots Cast - Blank	16	5	11	0
Voter Turnout - Total	83.38%			

Presidential Electors

Vote For 1	TOTAL	Polls	Early Provisional	s
HARRIS, KAMALA D.	1,095	84	1,004	7
TRUMP, DONALD J.	888	143	741	4
OLIVER, CHASE	12	2	10	0
STEIN, JILL	7	2	5	0
Write-In Totals	2	0	2	0
Write-In: Ayyadurai / Ellis	0	0	0	0
Write-In: Boddie / Stoneham	0	0	0	0
Write-In: De la Cruz / Garcia	0	0	0	0
Write-In: Shelton / Serra	0	0	0	0
Write-In: Skousen / Combs	0	0	0	0
Not Assigned	2	0	2	0
Total Votes Cast	2,004	231	1,762	11

U.S. Senator

Vote For 1	TOTAL	Polls	Early Provisional	s
GALLEGO, RUBEN	1,141	95	1,040	6
LAKE, KARI	799	127	667	5
QUINTANA, EDUARDO	31	6	25	0
Write-In Totals	1	0	1	0
Write-In: Williams, Sarah	0	0	0	0
Write-In: Beckett, Christopher	0	0	0	0
Write-In: Sanders, Steven Cavin	0	0	0	0
Write-In: Bozic, David	0	0	0	0
Write-In: Petty, Shawn	0	0	0	0
Write-In: Rodriguez, Benjamin	0	0	0	0
Write-In: Prosser, Jannie "Jannie"	0	0	0	0
Not Assigned	1	0	1	0
Total Votes Cast	1,972	228	1,733	11

Precinct 148

U.S. Representative in Congress District 6

Vote For 1

	TOTAL	Polls	Early Provisional	s
ENGEL, KIRSTEN	1,067	89	972	6
CISCOMANI, JUAN	866	130	731	5
EASTWOOD, ATHENA	40	7	33	0
Write-In Totals	2	0	2	0
Write-In: Pozzolo, Luis	0	0	0	0
Not Assigned	2	0	2	0
Total Votes Cast	1,975	226	1,738	11

State Senator District 18

Vote For 1

	TOTAL	Polls	Early Provisional	s
SUNDARESHAN, PRIYA	1,237	120	1,110	7
Write-In Totals	53	5	47	1
Not Assigned	53	5	47	1
Total Votes Cast	1,290	125	1,157	8

State Representative Dist. 18

Vote For 2

	TOTAL	Polls	Early Provisional	s
GUTIERREZ, NANCY	1,040	85	951	4
MATHIS, CHRIS	932	55	873	4
ROSENBLUM, LEONARD "LEN"	873	129	740	4
Write-In Totals	15	1	13	1
Not Assigned	15	1	13	1
Total Votes Cast	2,860	270	2,577	13

Corporation Commissioner

Vote For 3

	TOTAL	Polls	Early Provisional	s
AGUILAR, YLENIA	942	65	872	5
HILL, JONATHON	908	50	854	4
POLACHECK, JOSHUA	892	59	829	4
LOPEZ, RENE	736	94	639	3
MARQUEZ PETERSON, LEA	765	95	668	2
WALDEN, RACHEL	775	103	669	3
CEASE, MIKE	64	9	53	2
LUXENBERG, NINA	77	14	63	0
Write-In Totals	2	0	2	0
Write-In: Bertone, Frank	0	0	0	0
Not Assigned	2	0	2	0
Total Votes Cast	5,161	489	4,649	23

Precinct 148

Board of Supervisors District 1

Vote For 1

	TOTAL	Polls	Early Provisional	S
SCOTT, REX	1,038	82	951	5
SPAIN, STEVE	897	135	757	5
Write-In Totals	0	0	0	0
Not Assigned	0	0	0	0
Total Votes Cast	1,935	217	1,708	10

County Assessor

Vote For 1

	TOTAL	Polls	Early Provisional	S
DROUBIE, SUZANNE	1,249	123	1,118	8
Write-In Totals	46	0	46	0
Not Assigned	46	0	46	0
Total Votes Cast	1,295	123	1,164	8

County Attorney

Vote For 1

	TOTAL	Polls	Early Provisional	S
CONOVER, LAURA	1,124	96	1,023	5
DRUAN, HOWARD	386	61	321	4
Write-In Totals	26	0	26	0
Not Assigned	26	0	26	0
Total Votes Cast	1,536	157	1,370	9

County Recorder

Vote For 1

	TOTAL	Polls	Early Provisional	S
CÁZARES-KELLY, GABRIELLA	1,082	77	999	6
CAMPBELL-GONZALEZ, DOMINIC	800	128	667	5
Write-In Totals	1	0	1	0
Not Assigned	1	0	1	0
Total Votes Cast	1,883	205	1,667	11

County Sheriff

Vote For 1

	TOTAL	Polls	Early Provisional	S
NANOS, CHRIS	851	65	781	5
LAPPIN, HEATHER	1,065	152	907	6
Write-In Totals	5	0	5	0
Write-In: Di Genova, Trista	0	0	0	0
Not Assigned	5	0	5	0
Total Votes Cast	1,921	217	1,693	11

Precinct 148

County Superintendent of Schools

Vote For 1

	TOTAL	Polls	Early Provisional	S
WILLIAMS, DUSTIN	1,245	115	1,122	8
Write-In Totals	53	4	49	0
Not Assigned	53	4	49	0
Total Votes Cast	1,298	119	1,171	8

County Treasurer

Vote For 1

	TOTAL	Polls	Early Provisional	S
JOHNSON, BRIAN	961	68	888	5
ACKERLEY, CHRIS	944	139	799	6
Write-In Totals	0	0	0	0
Not Assigned	0	0	0	0
Total Votes Cast	1,905	207	1,687	11

Constable Precinct 1

Vote For 1

	TOTAL	Polls	Early Provisional	S
ROOSEVELT, MARK	1,012	75	932	5
ROWLAND, DANIEL	874	134	736	4
Write-In Totals	3	0	3	0
Not Assigned	3	0	3	0
Total Votes Cast	1,889	209	1,671	9

KING, KATHRYN H.

Vote For 1

	TOTAL	Polls	Early Provisional	S
Yes / Si	865	107	751	7
No	764	59	702	3
Total Votes Cast	1,629	166	1,453	10

BOLICK, CLINT

Vote For 1

	TOTAL	Polls	Early Provisional	S
Yes / Si	836	99	732	5
No	784	66	713	5
Total Votes Cast	1,620	165	1,445	10

ECKERSTROM, PETER J.

Vote For 1

	TOTAL	Polls	Early Provisional	S
Yes / Si	1,128	110	1,009	9
No	340	50	289	1
Total Votes Cast	1,468	160	1,298	10

Precinct 148

STARING, CHRISTOPHER P.

Vote For 1

	TOTAL	Polls	Early Provisional	S
Yes / Si	1,126	104	1,013	9
No	338	56	281	1
Total Votes Cast	1,464	160	1,294	10

GRIFFIN, BRENDEN J.

Vote For 1

	TOTAL	Polls	Early Provisional	S
Yes / Si	1,084	100	977	7
No	333	56	274	3
Total Votes Cast	1,417	156	1,251	10

LEE, KENNETH

Vote For 1

	TOTAL	Polls	Early Provisional	S
Yes / Si	1,088	102	979	7
No	337	52	282	3
Total Votes Cast	1,425	154	1,261	10

BRYSON, KYLE A.

Vote For 1

	TOTAL	Polls	Early Provisional	S
Yes / Si	1,107	109	990	8
No	304	43	259	2
Total Votes Cast	1,411	152	1,249	10

COHEN, GARY J.

Vote For 1

	TOTAL	Polls	Early Provisional	S
Yes / Si	1,087	104	975	8
No	319	49	268	2
Total Votes Cast	1,406	153	1,243	10

GORDON, RICHARD E.

Vote For 1

	TOTAL	Polls	Early Provisional	S
Yes / Si	1,088	104	977	7
No	315	50	262	3
Total Votes Cast	1,403	154	1,239	10

Precinct 148

BUTLER, MICHAEL J.

Vote For 1		TOTAL	Polls	Early Provisional	S
Yes / Si	1,092	100	986	6	
No	320	55	261	4	
Total Votes Cast	1,412	155	1,247	10	

YEHLING, WAYNE E.

Vote For 1		TOTAL	Polls	Early Provisional	S
Yes / Si	1,085	100	978	7	
No	327	54	270	3	
Total Votes Cast	1,412	154	1,248	10	

CONSTANT, DANIELLE J.K.

Vote For 1		TOTAL	Polls	Early Provisional	S
Yes / Si	1,052	102	944	6	
No	352	52	296	4	
Total Votes Cast	1,404	154	1,240	10	

METCALF, D. DOUGLAS

Vote For 1		TOTAL	Polls	Early Provisional	S
Yes / Si	1,092	104	980	8	
No	317	48	267	2	
Total Votes Cast	1,409	152	1,247	10	

MCGINLEY, CASEY F.

Vote For 1		TOTAL	Polls	Early Provisional	S
Yes / Si	1,108	106	995	7	
No	300	46	251	3	
Total Votes Cast	1,408	152	1,246	10	

SAKALL, GREG

Vote For 1		TOTAL	Polls	Early Provisional	S
Yes / Si	1,090	108	975	7	
No	328	44	281	3	
Total Votes Cast	1,418	152	1,256	10	

Precinct 148

WAGENER, JOAN L.

Vote For 1		TOTAL	Polls	Early Provisional	S
Yes / Si		1,080	104	969	7
No		327	50	274	3
Total Votes Cast		1,407	154	1,243	10

JOHNSON, KELLIE L.

Vote For 1		TOTAL	Polls	Early Provisional	S
Yes / Si		969	99	863	7
No		466	53	410	3
Total Votes Cast		1,435	152	1,273	10

ORTIZ, KIMBERLY H.

Vote For 1		TOTAL	Polls	Early Provisional	S
Yes / Si		1,110	105	997	8
No		298	47	249	2
Total Votes Cast		1,408	152	1,246	10

MCDONALD, SCOTT DAVID

Vote For 1		TOTAL	Polls	Early Provisional	S
Yes / Si		1,065	105	954	6
No		349	48	297	4
Total Votes Cast		1,414	153	1,251	10

ABRAMS, LISA ILKA

Vote For 1		TOTAL	Polls	Early Provisional	S
Yes / Si		1,114	109	997	8
No		301	43	256	2
Total Votes Cast		1,415	152	1,253	10

PROPOSITION 133

Vote For 1		TOTAL	Polls	Early Provisional	S
Yes / Si		682	110	566	6
No		1,129	93	1,033	3
Total Votes Cast		1,811	203	1,599	9

Precinct 148

PROPOSITION 134

Vote For 1

	TOTAL	Polls	Early Provisional	S
Yes / Si	649	105	540	4
No	1,179	95	1,079	5
Total Votes Cast	1,828	200	1,619	9

PROPOSITION 135

Vote For 1

	TOTAL	Polls	Early Provisional	S
Yes / Si	753	119	630	4
No	1,065	82	978	5
Total Votes Cast	1,818	201	1,608	9

PROPOSITION 136

Vote For 1

	TOTAL	Polls	Early Provisional	S
Yes / Si	590	97	489	4
No	1,200	95	1,100	5
Total Votes Cast	1,790	192	1,589	9

PROPOSITION 137

Vote For 1

	TOTAL	Polls	Early Provisional	S
Yes / Si	350	49	299	2
No	1,454	149	1,299	6
Total Votes Cast	1,804	198	1,598	8

PROPOSITION 138

Vote For 1

	TOTAL	Polls	Early Provisional	S
Yes / Si	361	54	306	1
No	1,487	156	1,323	8
Total Votes Cast	1,848	210	1,629	9

PROPOSITION 139

Vote For 1

	TOTAL	Polls	Early Provisional	S
Yes / Si	1,329	130	1,191	8
No	632	90	539	3
Total Votes Cast	1,961	220	1,730	11

Precinct 148

PROPOSITION 140

Vote For 1				
	TOTAL	Polls	Early Provisional	S
Yes / Si	796	103	684	9
No	1,115	109	1,005	1
Total Votes Cast	1,911	212	1,689	10

PROPOSITION 311

Vote For 1				
	TOTAL	Polls	Early Provisional	S
Yes / Si	1,182	170	1,006	6
No	743	44	695	4
Total Votes Cast	1,925	214	1,701	10

PROPOSITION 312

Vote For 1				
	TOTAL	Polls	Early Provisional	S
Yes / Si	1,044	159	877	8
No	858	52	804	2
Total Votes Cast	1,902	211	1,681	10

PROPOSITION 313

Vote For 1				
	TOTAL	Polls	Early Provisional	S
Yes / Si	1,041	157	874	10
No	853	54	798	1
Total Votes Cast	1,894	211	1,672	11

PROPOSITION 314

Vote For 1				
	TOTAL	Polls	Early Provisional	S
Yes / Si	1,004	146	855	3
No	878	63	808	7
Total Votes Cast	1,882	209	1,663	10

PROPOSITION 315

Vote For 1				
	TOTAL	Polls	Early Provisional	S
Yes / Si	768	125	637	6
No	1,045	75	966	4
Total Votes Cast	1,813	200	1,603	10

Precinct 148

PROPOSITION 412 - Amphitheater Unified School District No. 10

Vote For 1

	TOTAL	Polls	Early Provisional	s
Bond Approval, Yes / Aprobación de Bonos, Sí	1,021	103	912	6
Bond Approval, No / Aprobación de Bonos, No	755	84	670	1
Total Votes Cast	1,776	187	1,582	7

PROPOSITION 413 - Amphitheater Unified School District No. 10

Vote For 1

	TOTAL	Polls	Early Provisional	s
Budget Override Continuation, Yes / Continuación del Aumento al Presupuesto, Sí	1,031	105	921	5
Budget Override Continuation, No / Continuación del Aumento al Presupuesto, No	755	85	666	4
Total Votes Cast	1,786	190	1,587	9

Summary Results Report
 General Election
 November 5, 2024

OFFICIAL RESULTS
 Summary of Votes Cast
 County of Pima

Precinct 149

Statistics	TOTAL	Polls	Early Provisional	s
Registered Voters - Total	2,306			
Ballots Cast - Total	1,887	269	1,604	14
Ballots Cast - Blank	42	13	29	0
Voter Turnout - Total	81.83%			

Presidential Electors

Vote For 1	TOTAL	Polls	Early Provisional	s
HARRIS, KAMALA D.	1,112	116	985	11
TRUMP, DONALD J.	731	144	584	3
OLIVER, CHASE	9	1	8	0
STEIN, JILL	17	3	14	0
Write-In Totals	3	2	1	0
Write-In: Ayyadurai / Ellis	0	0	0	0
Write-In: Boddie / Stoneham	0	0	0	0
Write-In: De la Cruz / Garcia	0	0	0	0
Write-In: Shelton / Serra	0	0	0	0
Write-In: Skousen / Combs	0	0	0	0
Not Assigned	3	2	1	0
Total Votes Cast	1,872	266	1,592	14

U.S. Senator

Vote For 1	TOTAL	Polls	Early Provisional	s
GALLEGO, RUBEN	1,118	123	985	10
LAKE, KARI	652	130	519	3
QUINTANA, EDUARDO	59	9	49	1
Write-In Totals	2	0	2	0
Write-In: Williams, Sarah	0	0	0	0
Write-In: Beckett, Christopher	0	0	0	0
Write-In: Sanders, Steven Cavin	0	0	0	0
Write-In: Bozic, David	0	0	0	0
Write-In: Petty, Shawn	0	0	0	0
Write-In: Rodriguez, Benjamin	0	0	0	0
Write-In: Prosser, Jannie "Jannie"	0	0	0	0
Not Assigned	2	0	2	0
Total Votes Cast	1,831	262	1,555	14

Precinct 149

U.S. Representative in Congress District 6

Vote For 1

	TOTAL	Polls	Early Provisional	s
ENGEL, KIRSTEN	1,063	106	949	8
CISCOMANI, JUAN	700	138	558	4
EASTWOOD, ATHENA	53	11	42	0
Write-In Totals	4	2	2	0
Write-In: Pozzolo, Luis	1	0	1	0
Not Assigned	3	2	1	0
Total Votes Cast	1,820	257	1,551	12

State Senator District 18

Vote For 1

	TOTAL	Polls	Early Provisional	s
SUNDARESHAN, PRIYA	1,238	145	1,083	10
Write-In Totals	39	13	26	0
Not Assigned	39	13	26	0
Total Votes Cast	1,277	158	1,109	10

State Representative Dist. 18

Vote For 2

	TOTAL	Polls	Early Provisional	s
GUTIERREZ, NANCY	994	95	896	3
MATHIS, CHRIS	957	83	869	5
ROSENBLUM, LEONARD "LEN"	690	127	560	3
Write-In Totals	7	5	2	0
Not Assigned	7	5	2	0
Total Votes Cast	2,648	310	2,327	11

Corporation Commissioner

Vote For 3

	TOTAL	Polls	Early Provisional	s
AGUILAR, YLENIA	935	81	847	7
HILL, JONATHON	920	72	844	4
POLACHECK, JOSHUA	929	71	852	6
LOPEZ, RENE	578	98	476	4
MARQUEZ PETERSON, LEA	583	90	492	1
WALDEN, RACHEL	605	96	508	1
CEASE, MIKE	59	8	51	0
LUXENBERG, NINA	75	11	63	1
Write-In Totals	1	1	0	0
Write-In: Bertone, Frank	0	0	0	0
Not Assigned	1	1	0	0
Total Votes Cast	4,685	528	4,133	24

Precinct 149

Board of Supervisors District 1

Vote For 1

	TOTAL	Polls	Early Provisional	S
SCOTT, REX	1,069	107	954	8
SPAIN, STEVE	693	129	561	3
Write-In Totals	3	3	0	0
Not Assigned	3	3	0	0
Total Votes Cast	1,765	239	1,515	11

County Assessor

Vote For 1

	TOTAL	Polls	Early Provisional	S
DROUBIE, SUZANNE	1,244	150	1,081	13
Write-In Totals	33	11	22	0
Not Assigned	33	11	22	0
Total Votes Cast	1,277	161	1,103	13

County Attorney

Vote For 1

	TOTAL	Polls	Early Provisional	S
CONOVER, LAURA	1,113	126	977	10
DRUAN, HOWARD	303	57	243	3
Write-In Totals	16	5	11	0
Not Assigned	16	5	11	0
Total Votes Cast	1,432	188	1,231	13

County Recorder

Vote For 1

	TOTAL	Polls	Early Provisional	S
CÁZARES-KELLY, GABRIELLA	1,092	109	973	10
CAMPBELL-GONZALEZ, DOMINIC	639	122	514	3
Write-In Totals	2	2	0	0
Not Assigned	2	2	0	0
Total Votes Cast	1,733	233	1,487	13

County Sheriff

Vote For 1

	TOTAL	Polls	Early Provisional	S
NANOS, CHRIS	898	99	791	8
LAPPIN, HEATHER	861	142	714	5
Write-In Totals	3	1	2	0
Write-In: Di Genova, Trista	0	0	0	0
Not Assigned	3	1	2	0
Total Votes Cast	1,762	242	1,507	13

Precinct 149

County Superintendent of Schools

Vote For 1

	TOTAL	Polls	Early Provisional	S
WILLIAMS, DUSTIN	1,242	148	1,080	14
Write-In Totals	30	8	22	0
Not Assigned	30	8	22	0
Total Votes Cast	1,272	156	1,102	14

County Treasurer

Vote For 1

	TOTAL	Polls	Early Provisional	S
JOHNSON, BRIAN	994	91	894	9
ACKERLEY, CHRIS	746	140	603	3
Write-In Totals	2	2	0	0
Not Assigned	2	2	0	0
Total Votes Cast	1,742	233	1,497	12

Justice of the Peace Precinct 6

Vote For 1

	TOTAL	Polls	Early Provisional	S
BALL, ALEXANDER	1,236	146	1,078	12
Write-In Totals	29	11	18	0
Not Assigned	29	11	18	0
Total Votes Cast	1,265	157	1,096	12

Constable Precinct 6

Vote For 1

	TOTAL	Polls	Early Provisional	S
BERNAL, BENNETT L.	1,229	143	1,074	12
Write-In Totals	29	10	19	0
Not Assigned	29	10	19	0
Total Votes Cast	1,258	153	1,093	12

KING, KATHRYN H.

Vote For 1

	TOTAL	Polls	Early Provisional	S
Yes / Si	751	113	629	9
No	748	71	674	3
Total Votes Cast	1,499	184	1,303	12

BOLICK, CLINT

Vote For 1

	TOTAL	Polls	Early Provisional	S
Yes / Si	716	108	601	7
No	778	75	698	5
Total Votes Cast	1,494	183	1,299	12

Precinct 149

ECKERSTROM, PETER J.

Vote For 1

	TOTAL	Polls	Early Provisional	s
Yes / Si	1,035	112	917	6
No	328	59	264	5
Total Votes Cast	1,363	171	1,181	11

STARING, CHRISTOPHER P.

Vote For 1

	TOTAL	Polls	Early Provisional	s
Yes / Si	973	120	846	7
No	379	50	325	4
Total Votes Cast	1,352	170	1,171	11

GRIFFIN, BRENDEN J.

Vote For 1

	TOTAL	Polls	Early Provisional	s
Yes / Si	986	120	859	7
No	336	48	287	1
Total Votes Cast	1,322	168	1,146	8

LEE, KENNETH

Vote For 1

	TOTAL	Polls	Early Provisional	s
Yes / Si	986	121	858	7
No	327	49	277	1
Total Votes Cast	1,313	170	1,135	8

BRYSON, KYLE A.

Vote For 1

	TOTAL	Polls	Early Provisional	s
Yes / Si	999	121	872	6
No	321	50	269	2
Total Votes Cast	1,320	171	1,141	8

COHEN, GARY J.

Vote For 1

	TOTAL	Polls	Early Provisional	s
Yes / Si	978	118	853	7
No	335	53	281	1
Total Votes Cast	1,313	171	1,134	8

Precinct 149

GORDON, RICHARD E.

Vote For 1

	TOTAL	Polls	Early Provisional	S
Yes / Si	986	121	858	7
No	330	53	276	1
Total Votes Cast	1,316	174	1,134	8

BUTLER, MICHAEL J.

Vote For 1

	TOTAL	Polls	Early Provisional	S
Yes / Si	1,007	118	882	7
No	315	52	262	1
Total Votes Cast	1,322	170	1,144	8

YEHLING, WAYNE E.

Vote For 1

	TOTAL	Polls	Early Provisional	S
Yes / Si	973	115	851	7
No	334	54	279	1
Total Votes Cast	1,307	169	1,130	8

CONSTANT, DANIELLE J.K.

Vote For 1

	TOTAL	Polls	Early Provisional	S
Yes / Si	968	114	847	7
No	350	56	293	1
Total Votes Cast	1,318	170	1,140	8

METCALF, D. DOUGLAS

Vote For 1

	TOTAL	Polls	Early Provisional	S
Yes / Si	993	128	858	7
No	322	43	278	1
Total Votes Cast	1,315	171	1,136	8

MCGINLEY, CASEY F.

Vote For 1

	TOTAL	Polls	Early Provisional	S
Yes / Si	1,015	122	886	7
No	300	49	250	1
Total Votes Cast	1,315	171	1,136	8

Precinct 149

SAKALL, GREG

Vote For 1

	TOTAL	Polls	Early Provisional	S
Yes / Si	987	116	864	7
No	337	55	281	1
Total Votes Cast	1,324	171	1,145	8

WAGENER, JOAN L.

Vote For 1

	TOTAL	Polls	Early Provisional	S
Yes / Si	999	119	873	7
No	318	49	268	1
Total Votes Cast	1,317	168	1,141	8

JOHNSON, KELLIE L.

Vote For 1

	TOTAL	Polls	Early Provisional	S
Yes / Si	861	110	744	7
No	466	58	407	1
Total Votes Cast	1,327	168	1,151	8

ORTIZ, KIMBERLY H.

Vote For 1

	TOTAL	Polls	Early Provisional	S
Yes / Si	1,011	122	882	7
No	299	47	251	1
Total Votes Cast	1,310	169	1,133	8

MCDONALD, SCOTT DAVID

Vote For 1

	TOTAL	Polls	Early Provisional	S
Yes / Si	973	121	845	7
No	334	49	284	1
Total Votes Cast	1,307	170	1,129	8

ABRAMS, LISA ILKA

Vote For 1

	TOTAL	Polls	Early Provisional	S
Yes / Si	1,023	121	895	7
No	301	50	250	1
Total Votes Cast	1,324	171	1,145	8

Precinct 149

PROPOSITION 133

Vote For 1

	TOTAL	Polls	Early Provisional	S
Yes / Si	577	100	470	7
No	1,092	130	956	6
Total Votes Cast	1,669	230	1,426	13

PROPOSITION 134

Vote For 1

	TOTAL	Polls	Early Provisional	S
Yes / Si	536	95	437	4
No	1,141	137	995	9
Total Votes Cast	1,677	232	1,432	13

PROPOSITION 135

Vote For 1

	TOTAL	Polls	Early Provisional	S
Yes / Si	618	122	492	4
No	1,041	110	922	9
Total Votes Cast	1,659	232	1,414	13

PROPOSITION 136

Vote For 1

	TOTAL	Polls	Early Provisional	S
Yes / Si	473	85	384	4
No	1,176	136	1,031	9
Total Votes Cast	1,649	221	1,415	13

PROPOSITION 137

Vote For 1

	TOTAL	Polls	Early Provisional	S
Yes / Si	270	42	226	2
No	1,382	182	1,190	10
Total Votes Cast	1,652	224	1,416	12

PROPOSITION 138

Vote For 1

	TOTAL	Polls	Early Provisional	S
Yes / Si	282	49	233	0
No	1,412	188	1,210	14
Total Votes Cast	1,694	237	1,443	14

Precinct 149

PROPOSITION 139

Vote For 1

	TOTAL	Polls	Early Provisional	S
Yes / Si	1,291	157	1,122	12
No	488	94	392	2
Total Votes Cast	1,779	251	1,514	14

PROPOSITION 140

Vote For 1

	TOTAL	Polls	Early Provisional	S
Yes / Si	818	110	699	9
No	921	130	787	4
Total Votes Cast	1,739	240	1,486	13

PROPOSITION 311

Vote For 1

	TOTAL	Polls	Early Provisional	S
Yes / Si	1,013	148	857	8
No	728	92	631	5
Total Votes Cast	1,741	240	1,488	13

PROPOSITION 312

Vote For 1

	TOTAL	Polls	Early Provisional	S
Yes / Si	904	149	748	7
No	823	88	729	6
Total Votes Cast	1,727	237	1,477	13

PROPOSITION 313

Vote For 1

	TOTAL	Polls	Early Provisional	S
Yes / Si	938	157	773	8
No	771	82	683	6
Total Votes Cast	1,709	239	1,456	14

PROPOSITION 314

Vote For 1

	TOTAL	Polls	Early Provisional	S
Yes / Si	873	144	721	8
No	821	94	722	5
Total Votes Cast	1,694	238	1,443	13

Precinct 149

PROPOSITION 315

Vote For 1

	TOTAL	Polls	Early Provisional	s
Yes / Sí	647	107	531	9
No	981	116	861	4
Total Votes Cast	1,628	223	1,392	13

PROPOSITION 412 - Amphitheater Unified School District No. 10

Vote For 1

	TOTAL	Polls	Early Provisional	s
Bond Approval, Yes / Aprobación de Bonos, Sí	976	122	847	7
Bond Approval, No / Aprobación de Bonos, No	632	91	535	6
Total Votes Cast	1,608	213	1,382	13

PROPOSITION 413 - Amphitheater Unified School District No. 10

Vote For 1

	TOTAL	Polls	Early Provisional	s
Budget Override Continuation, Yes / Continuación del Aumento al Presupuesto, Sí	947	122	815	10
Budget Override Continuation, No / Continuación del Aumento al Presupuesto, No	668	102	565	1
Total Votes Cast	1,615	224	1,380	11

Summary Results Report
 General Election
 November 5, 2024

OFFICIAL RESULTS
 Summary of Votes Cast
 County of Pima

Precinct 150

Statistics	TOTAL	Polls	Early Provisional	s
Registered Voters - Total	623			
Ballots Cast - Total	456	85	363	8
Ballots Cast - Blank	5	1	3	1
Voter Turnout - Total	73.19%			

Presidential Electors

Vote For 1	TOTAL	Polls	Early Provisional	s
HARRIS, KAMALA D.	233	33	200	0
TRUMP, DONALD J.	210	49	153	8
OLIVER, CHASE	2	1	1	0
STEIN, JILL	4	0	4	0
Write-In Totals	3	1	2	0
Write-In: Ayyadurai / Ellis	0	0	0	0
Write-In: Boddie / Stoneham	0	0	0	0
Write-In: De la Cruz / Garcia	0	0	0	0
Write-In: Shelton / Serra	0	0	0	0
Write-In: Skousen / Combs	0	0	0	0
Not Assigned	3	1	2	0
Total Votes Cast	452	84	360	8

U.S. Senator

Vote For 1	TOTAL	Polls	Early Provisional	s
GALLEGO, RUBEN	235	36	199	0
LAKE, KARI	184	39	139	6
QUINTANA, EDUARDO	19	6	13	0
Write-In Totals	1	0	1	0
Write-In: Williams, Sarah	0	0	0	0
Write-In: Beckett, Christopher	0	0	0	0
Write-In: Sanders, Steven Cavin	0	0	0	0
Write-In: Bozic, David	0	0	0	0
Write-In: Petty, Shawn	0	0	0	0
Write-In: Rodriguez, Benjamin	0	0	0	0
Write-In: Prosser, Jannie "Jannie"	0	0	0	0
Not Assigned	1	0	1	0
Total Votes Cast	439	81	352	6

Precinct 150

U.S. Representative in Congress District 6

Vote For 1

	TOTAL	Polls	Early Provisional	S
ENGEL, KIRSTEN	225	30	194	1
CISCOMANI, JUAN	193	45	143	5
EASTWOOD, ATHENA	16	4	12	0
Write-In Totals	1	0	1	0
Write-In: Pozzolo, Luis	0	0	0	0
Not Assigned	1	0	1	0
Total Votes Cast	435	79	350	6

State Senator District 17

Vote For 1

	TOTAL	Polls	Early Provisional	S
MCLEAN, JOHN	245	34	210	1
LEACH, VENDEN "VINCE"	181	44	135	2
Write-In Totals	0	0	0	0
Not Assigned	0	0	0	0
Total Votes Cast	426	78	345	3

State Representative Dist. 17

Vote For 2

	TOTAL	Polls	Early Provisional	S
VOLK, KEVIN	237	33	204	0
JONES, RACHEL	170	33	135	2
MCGARR, CORY	154	35	118	1
Write-In Totals	2	0	2	0
Not Assigned	2	0	2	0
Total Votes Cast	563	101	459	3

Corporation Commissioner

Vote For 3

	TOTAL	Polls	Early Provisional	S
AGUILAR, YLENIA	194	24	170	0
HILL, JONATHON	191	25	166	0
POLACHECK, JOSHUA	174	23	151	0
LOPEZ, RENE	161	33	125	3
MARQUEZ PETERSON, LEA	157	30	125	2
WALDEN, RACHEL	174	37	135	2
CEASE, MIKE	20	7	12	1
LUXENBERG, NINA	18	3	14	1
Write-In Totals	4	0	4	0
Write-In: Bertone, Frank	0	0	0	0
Not Assigned	4	0	4	0
Total Votes Cast	1,093	182	902	9

Summary Results Report
 General Election
 November 5, 2024

OFFICIAL RESULTS
 Summary of Votes Cast
 County of Pima

Precinct 150

Board of Supervisors District 3

Vote For 1

	TOTAL	Polls	Early Provisional	S
ALLEN, JENNIFER "JEN"	216	29	186	1
WITTENBRAKER, JANET "JL"	183	41	140	2
BAH, IMAN-UTOPIA LAYJOU	19	4	15	0
Write-In Totals	2	0	2	0
Not Assigned	2	0	2	0
Total Votes Cast	420	74	343	3

County Assessor

Vote For 1

	TOTAL	Polls	Early Provisional	S
DROUBIE, SUZANNE	291	44	245	2
Write-In Totals	26	7	19	0
Not Assigned	26	7	19	0
Total Votes Cast	317	51	264	2

County Attorney

Vote For 1

	TOTAL	Polls	Early Provisional	S
CONOVER, LAURA	260	34	224	2
DRUAN, HOWARD	76	22	53	1
Write-In Totals	17	5	12	0
Not Assigned	17	5	12	0
Total Votes Cast	353	61	289	3

County Recorder

Vote For 1

	TOTAL	Polls	Early Provisional	S
CÁZARES-KELLY, GABRIELLA	229	32	196	1
CAMPBELL-GONZALEZ, DOMINIC	180	39	136	5
Write-In Totals	1	0	1	0
Not Assigned	1	0	1	0
Total Votes Cast	410	71	333	6

County Sheriff

Vote For 1

	TOTAL	Polls	Early Provisional	S
NANOS, CHRIS	215	29	185	1
LAPPIN, HEATHER	207	44	158	5
Write-In Totals	1	0	1	0
Write-In: Di Genova, Trista	0	0	0	0
Not Assigned	1	0	1	0
Total Votes Cast	423	73	344	6

Precinct 150

County Superintendent of Schools

Vote For 1

	TOTAL	Polls	Early Provisional	S
WILLIAMS, DUSTIN	298	47	250	1
Write-In Totals	21	6	14	1
Not Assigned	21	6	14	1
Total Votes Cast	319	53	264	2

County Treasurer

Vote For 1

	TOTAL	Polls	Early Provisional	S
JOHNSON, BRIAN	216	28	188	0
ACKERLEY, CHRIS	202	44	152	6
Write-In Totals	0	0	0	0
Not Assigned	0	0	0	0
Total Votes Cast	418	72	340	6

Justice of the Peace Precinct 6

Vote For 1

	TOTAL	Polls	Early Provisional	S
BALL, ALEXANDER	296	49	246	1
Write-In Totals	22	5	17	0
Not Assigned	22	5	17	0
Total Votes Cast	318	54	263	1

Constable Precinct 6

Vote For 1

	TOTAL	Polls	Early Provisional	S
BERNAL, BENNETT L.	292	47	244	1
Write-In Totals	21	5	16	0
Not Assigned	21	5	16	0
Total Votes Cast	313	52	260	1

KING, KATHRYN H.

Vote For 1

	TOTAL	Polls	Early Provisional	S
Yes / Si	191	38	149	4
No	154	20	133	1
Total Votes Cast	345	58	282	5

BOLICK, CLINT

Vote For 1

	TOTAL	Polls	Early Provisional	S
Yes / Si	182	33	145	4
No	161	24	136	1
Total Votes Cast	343	57	281	5

Precinct 150

ECKERSTROM, PETER J.

Vote For 1

	TOTAL	Polls	Early Provisional	S
Yes / Si	215	30	181	4
No	104	24	79	1
Total Votes Cast	319	54	260	5

STARING, CHRISTOPHER P.

Vote For 1

	TOTAL	Polls	Early Provisional	S
Yes / Si	215	33	177	5
No	103	21	82	0
Total Votes Cast	318	54	259	5

GRIFFIN, BRENDEN J.

Vote For 1

	TOTAL	Polls	Early Provisional	S
Yes / Si	219	35	180	4
No	93	16	76	1
Total Votes Cast	312	51	256	5

LEE, KENNETH

Vote For 1

	TOTAL	Polls	Early Provisional	S
Yes / Si	222	33	185	4
No	94	19	74	1
Total Votes Cast	316	52	259	5

BRYSON, KYLE A.

Vote For 1

	TOTAL	Polls	Early Provisional	S
Yes / Si	216	31	181	4
No	97	19	77	1
Total Votes Cast	313	50	258	5

COHEN, GARY J.

Vote For 1

	TOTAL	Polls	Early Provisional	S
Yes / Si	215	31	179	5
No	97	20	77	0
Total Votes Cast	312	51	256	5

Precinct 150

GORDON, RICHARD E.

Vote For 1

	TOTAL	Polls	Early Provisional	S
Yes / Si	215	35	175	5
No	98	16	82	0
Total Votes Cast	313	51	257	5

BUTLER, MICHAEL J.

Vote For 1

	TOTAL	Polls	Early Provisional	S
Yes / Si	220	35	181	4
No	94	17	77	0
Total Votes Cast	314	52	258	4

YEHLING, WAYNE E.

Vote For 1

	TOTAL	Polls	Early Provisional	S
Yes / Si	217	34	179	4
No	97	17	79	1
Total Votes Cast	314	51	258	5

CONSTANT, DANIELLE J.K.

Vote For 1

	TOTAL	Polls	Early Provisional	S
Yes / Si	214	35	176	3
No	94	16	76	2
Total Votes Cast	308	51	252	5

METCALF, D. DOUGLAS

Vote For 1

	TOTAL	Polls	Early Provisional	S
Yes / Si	218	33	181	4
No	95	18	76	1
Total Votes Cast	313	51	257	5

MCGINLEY, CASEY F.

Vote For 1

	TOTAL	Polls	Early Provisional	S
Yes / Si	213	32	177	4
No	98	19	78	1
Total Votes Cast	311	51	255	5

Precinct 150

SAKALL, GREG

Vote For 1

	TOTAL	Polls	Early Provisional	S
Yes / Si	209	33	172	4
No	104	18	85	1
Total Votes Cast	313	51	257	5

WAGENER, JOAN L.

Vote For 1

	TOTAL	Polls	Early Provisional	S
Yes / Si	216	33	178	5
No	93	17	76	0
Total Votes Cast	309	50	254	5

JOHNSON, KELLIE L.

Vote For 1

	TOTAL	Polls	Early Provisional	S
Yes / Si	206	34	167	5
No	106	18	88	0
Total Votes Cast	312	52	255	5

ORTIZ, KIMBERLY H.

Vote For 1

	TOTAL	Polls	Early Provisional	S
Yes / Si	224	36	183	5
No	88	15	73	0
Total Votes Cast	312	51	256	5

MCDONALD, SCOTT DAVID

Vote For 1

	TOTAL	Polls	Early Provisional	S
Yes / Si	206	33	169	4
No	106	17	88	1
Total Votes Cast	312	50	257	5

ABRAMS, LISA ILKA

Vote For 1

	TOTAL	Polls	Early Provisional	S
Yes / Si	222	34	185	3
No	89	17	70	2
Total Votes Cast	311	51	255	5

Precinct 150

Governing Board - Marana Unified School District No. 6

	TOTAL	Polls	Early Provisional	S
ALEXANDER, ROY	0	0	0	0
HOLT, HUNTER D.	4	0	4	0
RAYMOND, CATHIE	5	0	5	0
ROBERTS, MIKAIL	4	0	4	0
WILLARD, DAVID	3	0	3	0
Write-In Totals	0	0	0	0
Not Assigned	0	0	0	0
Total Votes Cast	16	0	16	0

Governing Board - Flowing Wells Unified School District No. 8

	TOTAL	Polls	Early Provisional	S
DAILY, KEVIN	145	18	127	0
DELGADO JR., JOSEPH	138	28	110	0
EFFING, WENDY J.	158	22	136	0
MILLER, STEPHANIE	204	31	173	0
Write-In Totals	13	1	12	0
Not Assigned	13	1	12	0
Total Votes Cast	658	100	558	0

Board of Governors - Pima Community College Dist. 3

	TOTAL	Polls	Early Provisional	S
GARCIA, MARIA DE LA LUZ	119	28	91	0
RANDALL, KRISTEN	179	27	150	2
Write-In Totals	6	1	5	0
Not Assigned	6	1	5	0
Total Votes Cast	304	56	246	2

PROPOSITION 133

	TOTAL	Polls	Early Provisional	S
Yes / Sí	164	36	124	4
No	237	38	196	3
Total Votes Cast	401	74	320	7

PROPOSITION 134

	TOTAL	Polls	Early Provisional	S
Yes / Sí	159	31	125	3
No	242	45	194	3
Total Votes Cast	401	76	319	6

Precinct 150

PROPOSITION 135

Vote For 1

	TOTAL	Polls	Early Provisional	S
Yes / Si	187	44	141	2
No	214	32	178	4
Total Votes Cast	401	76	319	6

PROPOSITION 136

Vote For 1

	TOTAL	Polls	Early Provisional	S
Yes / Si	135	28	104	3
No	263	47	212	4
Total Votes Cast	398	75	316	7

PROPOSITION 137

Vote For 1

	TOTAL	Polls	Early Provisional	S
Yes / Si	92	18	73	1
No	307	58	243	6
Total Votes Cast	399	76	316	7

PROPOSITION 138

Vote For 1

	TOTAL	Polls	Early Provisional	S
Yes / Si	79	11	65	3
No	337	68	266	3
Total Votes Cast	416	79	331	6

PROPOSITION 139

Vote For 1

	TOTAL	Polls	Early Provisional	S
Yes / Si	286	45	239	2
No	155	38	112	5
Total Votes Cast	441	83	351	7

PROPOSITION 140

Vote For 1

	TOTAL	Polls	Early Provisional	S
Yes / Si	217	47	167	3
No	209	33	172	4
Total Votes Cast	426	80	339	7

Precinct 150

PROPOSITION 311

Vote For 1				
	TOTAL	Polls	Early Provisional	s
Yes / Sí	286	52	227	7
No	149	31	118	0
Total Votes Cast	435	83	345	7

PROPOSITION 312

Vote For 1				
	TOTAL	Polls	Early Provisional	s
Yes / Sí	246	56	185	5
No	176	25	150	1
Total Votes Cast	422	81	335	6

PROPOSITION 313

Vote For 1				
	TOTAL	Polls	Early Provisional	s
Yes / Sí	287	51	230	6
No	133	28	105	0
Total Votes Cast	420	79	335	6

PROPOSITION 314

Vote For 1				
	TOTAL	Polls	Early Provisional	s
Yes / Sí	267	51	211	5
No	148	26	122	0
Total Votes Cast	415	77	333	5

PROPOSITION 315

Vote For 1				
	TOTAL	Polls	Early Provisional	s
Yes / Sí	200	35	162	3
No	196	36	158	2
Total Votes Cast	396	71	320	5

PROPOSITION 411 - Marana Unified School District No. 6

Vote For 1				
	TOTAL	Polls	Early Provisional	s
Budget Increase, Yes / Aumento al Presupuesto, Sí	3	0	3	0
Budget Increase, No / Aumento al Presupuesto, No	2	0	2	0
Total Votes Cast	5	0	5	0

Summary Results Report
 General Election
 November 5, 2024

OFFICIAL RESULTS
 Summary of Votes Cast
 County of Pima

Precinct 151

Statistics	TOTAL	Polls	Early Provisional	s
Registered Voters - Total	1,277			
Ballots Cast - Total	1,143	93	1,046	4
Ballots Cast - Blank	8	2	6	0
Voter Turnout - Total	89.51%			

Presidential Electors

Vote For 1	TOTAL	Polls	Early Provisional	s
HARRIS, KAMALA D.	728	36	692	0
TRUMP, DONALD J.	399	57	338	4
OLIVER, CHASE	5	0	5	0
STEIN, JILL	2	0	2	0
Write-In Totals	1	0	1	0
Write-In: Ayyadurai / Ellis	0	0	0	0
Write-In: Boddie / Stoneham	0	0	0	0
Write-In: De la Cruz / Garcia	0	0	0	0
Write-In: Shelton / Serra	0	0	0	0
Write-In: Skousen / Combs	0	0	0	0
Not Assigned	1	0	1	0
Total Votes Cast	1,135	93	1,038	4

U.S. Senator

Vote For 1	TOTAL	Polls	Early Provisional	s
GALLEGO, RUBEN	756	40	716	0
LAKE, KARI	358	49	305	4
QUINTANA, EDUARDO	15	2	13	0
Write-In Totals	1	0	1	0
Write-In: Williams, Sarah	0	0	0	0
Write-In: Beckett, Christopher	0	0	0	0
Write-In: Sanders, Steven Cavin	0	0	0	0
Write-In: Bozic, David	0	0	0	0
Write-In: Petty, Shawn	0	0	0	0
Write-In: Rodriguez, Benjamin	0	0	0	0
Write-In: Prosser, Jannie "Jannie"	0	0	0	0
Not Assigned	1	0	1	0
Total Votes Cast	1,130	91	1,035	4

U.S. Representative in Congress District 7

Vote For 1	TOTAL	Polls	Early Provisional	s
GRIJALVA, RAÚL M.	688	36	652	0
BUTIEREZ SR., DANIEL FRANCIS	416	55	358	3
Write-In Totals	2	0	2	0
Not Assigned	2	0	2	0
Total Votes Cast	1,106	91	1,012	3

Precinct 151

State Senator District 16

Vote For 1

	TOTAL	Polls	Early Provisional	s
SEAMAN, STACEY	691	35	656	0
SHOPE JR., THOMAS "T.J."	413	54	357	2
Write-In Totals	1	0	1	0
Not Assigned	1	0	1	0
Total Votes Cast	1,105	89	1,014	2

State Representative Dist. 16

Vote For 2

	TOTAL	Polls	Early Provisional	s
SEAMAN, KEITH	688	32	656	0
LOPEZ, CHRIS	376	47	327	2
MARTINEZ, TERESA	378	50	327	1
Write-In Totals	1	0	1	0
Not Assigned	1	0	1	0
Total Votes Cast	1,443	129	1,311	3

Corporation Commissioner

Vote For 3

	TOTAL	Polls	Early Provisional	s
AGUILAR, YLENIA	644	23	621	0
HILL, JONATHON	639	23	616	0
POLACHECK, JOSHUA	621	22	599	0
LOPEZ, RENE	359	49	306	4
MARQUEZ PETERSON, LEA	375	48	325	2
WALDEN, RACHEL	356	47	307	2
CEASE, MIKE	32	3	29	0
LUXENBERG, NINA	44	6	38	0
Write-In Totals	0	0	0	0
Write-In: Bertone, Frank	0	0	0	0
Not Assigned	0	0	0	0
Total Votes Cast	3,070	221	2,841	8

Board of Supervisors District 5

Vote For 1

	TOTAL	Polls	Early Provisional	s
GRIJALVA, ADELITA	661	29	632	0
ROMERO, VAL	374	51	322	1
Write-In Totals	1	0	1	0
Not Assigned	1	0	1	0
Total Votes Cast	1,036	80	955	1

Precinct 151

County Assessor

Vote For 1

	TOTAL	Polls	Early Provisional	S
DROUBIE, SUZANNE	780	48	732	0
Write-In Totals	23	3	20	0
Not Assigned	23	3	20	0
Total Votes Cast	803	51	752	0

County Attorney

Vote For 1

	TOTAL	Polls	Early Provisional	S
CONOVER, LAURA	702	32	670	0
DRUAN, HOWARD	205	28	175	2
Write-In Totals	12	0	12	0
Not Assigned	12	0	12	0
Total Votes Cast	919	60	857	2

County Recorder

Vote For 1

	TOTAL	Polls	Early Provisional	S
CÁZARES-KELLY, GABRIELLA	696	30	666	0
CAMPBELL-GONZALEZ, DOMINIC	378	54	320	4
Write-In Totals	1	1	0	0
Not Assigned	1	1	0	0
Total Votes Cast	1,075	85	986	4

County Sheriff

Vote For 1

	TOTAL	Polls	Early Provisional	S
NANOS, CHRIS	528	22	506	0
LAPPIN, HEATHER	558	66	488	4
Write-In Totals	2	0	2	0
Write-In: Di Genova, Trista	0	0	0	0
Not Assigned	2	0	2	0
Total Votes Cast	1,088	88	996	4

County Superintendent of Schools

Vote For 1

	TOTAL	Polls	Early Provisional	S
WILLIAMS, DUSTIN	768	48	720	0
Write-In Totals	18	2	16	0
Not Assigned	18	2	16	0
Total Votes Cast	786	50	736	0

Precinct 151

County Treasurer

Vote For 1

	TOTAL	Polls	Early Provisional	S
JOHNSON, BRIAN	618	24	594	0
ACKERLEY, CHRIS	463	60	399	4
Write-In Totals	0	0	0	0
Not Assigned	0	0	0	0
Total Votes Cast	1,081	84	993	4

Justice of the Peace Precinct 4

Vote For 1

	TOTAL	Polls	Early Provisional	S
PESQUIERA, CHARLENE	745	46	699	0
Write-In Totals	16	2	14	0
Not Assigned	16	2	14	0
Total Votes Cast	761	48	713	0

Constable Precinct 4

Vote For 1

	TOTAL	Polls	Early Provisional	S
ETHRIDGE-NIELSEN, TRACY	750	46	704	0
Write-In Totals	13	2	11	0
Not Assigned	13	2	11	0
Total Votes Cast	763	48	715	0

KING, KATHRYN H.

Vote For 1

	TOTAL	Polls	Early Provisional	S
Yes / Si	394	35	358	1
No	533	29	504	0
Total Votes Cast	927	64	862	1

BOLICK, CLINT

Vote For 1

	TOTAL	Polls	Early Provisional	S
Yes / Si	372	36	335	1
No	545	27	518	0
Total Votes Cast	917	63	853	1

ECKERSTROM, PETER J.

Vote For 1

	TOTAL	Polls	Early Provisional	S
Yes / Si	674	40	633	1
No	178	20	158	0
Total Votes Cast	852	60	791	1

Precinct 151

STARING, CHRISTOPHER P.

Vote For 1

	TOTAL	Polls	Early Provisional	S
Yes / Si	623	41	581	1
No	203	17	186	0
Total Votes Cast	826	58	767	1

GRIFFIN, BRENDEN J.

Vote For 1

	TOTAL	Polls	Early Provisional	S
Yes / Si	581	42	538	1
No	201	12	189	0
Total Votes Cast	782	54	727	1

LEE, KENNETH

Vote For 1

	TOTAL	Polls	Early Provisional	S
Yes / Si	606	38	567	1
No	178	15	163	0
Total Votes Cast	784	53	730	1

BRYSON, KYLE A.

Vote For 1

	TOTAL	Polls	Early Provisional	S
Yes / Si	607	39	567	1
No	178	14	164	0
Total Votes Cast	785	53	731	1

COHEN, GARY J.

Vote For 1

	TOTAL	Polls	Early Provisional	S
Yes / Si	613	41	571	1
No	163	13	150	0
Total Votes Cast	776	54	721	1

GORDON, RICHARD E.

Vote For 1

	TOTAL	Polls	Early Provisional	S
Yes / Si	614	41	572	1
No	169	12	157	0
Total Votes Cast	783	53	729	1

Precinct 151

BUTLER, MICHAEL J.

Vote For 1

	TOTAL	Polls	Early Provisional	S
Yes / Si	601	39	561	1
No	179	13	166	0
Total Votes Cast	780	52	727	1

YEHLING, WAYNE E.

Vote For 1

	TOTAL	Polls	Early Provisional	S
Yes / Si	587	34	552	1
No	188	18	170	0
Total Votes Cast	775	52	722	1

CONSTANT, DANIELLE J.K.

Vote For 1

	TOTAL	Polls	Early Provisional	S
Yes / Si	567	37	529	1
No	200	15	185	0
Total Votes Cast	767	52	714	1

METCALF, D. DOUGLAS

Vote For 1

	TOTAL	Polls	Early Provisional	S
Yes / Si	602	39	562	1
No	177	12	165	0
Total Votes Cast	779	51	727	1

MCGINLEY, CASEY F.

Vote For 1

	TOTAL	Polls	Early Provisional	S
Yes / Si	603	37	565	1
No	172	15	157	0
Total Votes Cast	775	52	722	1

SAKALL, GREG

Vote For 1

	TOTAL	Polls	Early Provisional	S
Yes / Si	585	37	547	1
No	193	16	177	0
Total Votes Cast	778	53	724	1

Precinct 151

WAGENER, JOAN L.

	TOTAL	Polls	Early Provisional	S
Vote For 1				
Yes / Si	572	36	535	1
No	202	14	188	0
Total Votes Cast	774	50	723	1

JOHNSON, KELLIE L.

	TOTAL	Polls	Early Provisional	S
Vote For 1				
Yes / Si	469	33	435	1
No	320	19	301	0
Total Votes Cast	789	52	736	1

ORTIZ, KIMBERLY H.

	TOTAL	Polls	Early Provisional	S
Vote For 1				
Yes / Si	609	40	568	1
No	167	13	154	0
Total Votes Cast	776	53	722	1

MCDONALD, SCOTT DAVID

	TOTAL	Polls	Early Provisional	S
Vote For 1				
Yes / Si	577	40	536	1
No	197	14	183	0
Total Votes Cast	774	54	719	1

ABRAMS, LISA ILKA

	TOTAL	Polls	Early Provisional	S
Vote For 1				
Yes / Si	613	41	571	1
No	167	13	154	0
Total Votes Cast	780	54	725	1

Governing Board - Tucson Unified School District (TUSD) No. 1

	TOTAL	Polls	Early Provisional	S
Vote For 3				
ACOSTA RUIZ, PILAR	239	16	222	1
FLORES, ESTEBAN	201	18	181	2
LUNA ROSE, NATALIE	517	25	492	0
SHAH, RAVI	480	25	454	1
SHAW, SADIE	454	32	422	0
Write-In Totals	2	0	2	0
Not Assigned	2	0	2	0
Total Votes Cast	1,893	116	1,773	4

Precinct 151

Governing Board - Marana Unified School District No. 6

Vote For 3

	TOTAL	Polls	Early Provisional	S
ALEXANDER, ROY	29	1	28	0
HOLT, HUNTER D.	27	1	26	0
RAYMOND, CATHIE	39	1	38	0
ROBERTS, MIKAIL	11	2	9	0
WILLARD, DAVID	33	2	31	0
Write-In Totals	0	0	0	0
Not Assigned	0	0	0	0
Total Votes Cast	139	7	132	0

Board of Governors - Pima Community College Dist. 5

Vote For 1

	TOTAL	Polls	Early Provisional	S
GONZALES, LUIS LOPEZ	249	17	231	1
MORALES, KARLA	441	30	410	1
Write-In Totals	6	0	6	0
Not Assigned	6	0	6	0
Total Votes Cast	696	47	647	2

PROPOSITION 133

Vote For 1

	TOTAL	Polls	Early Provisional	S
Yes / Si	288	30	256	2
No	761	54	707	0
Total Votes Cast	1,049	84	963	2

PROPOSITION 134

Vote For 1

	TOTAL	Polls	Early Provisional	S
Yes / Si	277	32	243	2
No	771	53	718	0
Total Votes Cast	1,048	85	961	2

PROPOSITION 135

Vote For 1

	TOTAL	Polls	Early Provisional	S
Yes / Si	333	43	288	2
No	701	39	662	0
Total Votes Cast	1,034	82	950	2

Precinct 151

PROPOSITION 136

Vote For 1

	TOTAL	Polls	Early Provisional	S
Yes / Si	236	29	205	2
No	787	49	738	0
Total Votes Cast	1,023	78	943	2

PROPOSITION 137

Vote For 1

	TOTAL	Polls	Early Provisional	S
Yes / Si	124	15	107	2
No	908	69	839	0
Total Votes Cast	1,032	84	946	2

PROPOSITION 138

Vote For 1

	TOTAL	Polls	Early Provisional	S
Yes / Si	184	21	162	1
No	871	62	808	1
Total Votes Cast	1,055	83	970	2

PROPOSITION 139

Vote For 1

	TOTAL	Polls	Early Provisional	S
Yes / Si	840	50	788	2
No	268	40	226	2
Total Votes Cast	1,108	90	1,014	4

PROPOSITION 140

Vote For 1

	TOTAL	Polls	Early Provisional	S
Yes / Si	492	46	445	1
No	593	41	551	1
Total Votes Cast	1,085	87	996	2

PROPOSITION 311

Vote For 1

	TOTAL	Polls	Early Provisional	S
Yes / Si	538	51	485	2
No	547	36	511	0
Total Votes Cast	1,085	87	996	2

Precinct 151

PROPOSITION 312

Vote For 1

	TOTAL	Polls	Early Provisional	s
Yes / Sí	502	54	446	2
No	574	30	544	0
Total Votes Cast	1,076	84	990	2

PROPOSITION 313

Vote For 1

	TOTAL	Polls	Early Provisional	s
Yes / Sí	438	54	381	3
No	607	26	581	0
Total Votes Cast	1,045	80	962	3

PROPOSITION 314

Vote For 1

	TOTAL	Polls	Early Provisional	s
Yes / Sí	443	55	386	2
No	602	25	577	0
Total Votes Cast	1,045	80	963	2

PROPOSITION 315

Vote For 1

	TOTAL	Polls	Early Provisional	s
Yes / Sí	334	42	290	2
No	682	34	648	0
Total Votes Cast	1,016	76	938	2

PROPOSITION 411 - Marana Unified School District No. 6

Vote For 1

	TOTAL	Polls	Early Provisional	s
Budget Increase, Yes / Aumento al Presupuesto, Sí	50	3	47	0
Budget Increase, No / Aumento al Presupuesto, No	64	3	61	0
Total Votes Cast	114	6	108	0

Summary Results Report
 General Election
 November 5, 2024

OFFICIAL RESULTS
 Summary of Votes Cast
 County of Pima

Precinct 152

Statistics	TOTAL	Polls	Early Provisional	s
Registered Voters - Total	987			
Ballots Cast - Total	658	120	534	4
Ballots Cast - Blank	11	5	6	0
Voter Turnout - Total	66.67%			

Presidential Electors

Vote For 1	TOTAL	Polls	Early Provisional	s
HARRIS, KAMALA D.	436	62	372	2
TRUMP, DONALD J.	217	58	157	2
OLIVER, CHASE	2	0	2	0
STEIN, JILL	1	0	1	0
Write-In Totals	0	0	0	0
Write-In: Ayyadurai / Ellis	0	0	0	0
Write-In: Boddie / Stoneham	0	0	0	0
Write-In: De la Cruz / Garcia	0	0	0	0
Write-In: Shelton / Serra	0	0	0	0
Write-In: Skousen / Combs	0	0	0	0
Not Assigned	0	0	0	0
Total Votes Cast	656	120	532	4

U.S. Senator

Vote For 1	TOTAL	Polls	Early Provisional	s
GALLEGO, RUBEN	421	63	358	0
LAKE, KARI	183	46	134	3
QUINTANA, EDUARDO	38	8	29	1
Write-In Totals	0	0	0	0
Write-In: Williams, Sarah	0	0	0	0
Write-In: Beckett, Christopher	0	0	0	0
Write-In: Sanders, Steven Cavin	0	0	0	0
Write-In: Bozic, David	0	0	0	0
Write-In: Petty, Shawn	0	0	0	0
Write-In: Rodriguez, Benjamin	0	0	0	0
Write-In: Prosser, Jannie "Jannie"	0	0	0	0
Not Assigned	0	0	0	0
Total Votes Cast	642	117	521	4

U.S. Representative in Congress District 7

Vote For 1	TOTAL	Polls	Early Provisional	s
GRIJALVA, RAÚL M.	438	67	370	1
BUTIEREZ SR., DANIEL FRANCIS	201	49	149	3
Write-In Totals	0	0	0	0
Not Assigned	0	0	0	0
Total Votes Cast	639	116	519	4

Summary Results Report
 General Election
 November 5, 2024

OFFICIAL RESULTS
 Summary of Votes Cast
 County of Pima

Precinct 152

State Senator District 23

Vote For 1

	TOTAL	Polls	Early Provisional	s
FERNANDEZ, BRIAN	426	60	365	1
ALTHERR, MICHELLE	201	50	148	3
Write-In Totals	1	0	1	0
Not Assigned	1	0	1	0
Total Votes Cast	628	110	514	4

State Representative Dist. 23

Vote For 2

	TOTAL	Polls	Early Provisional	s
ROSALES, MATIAS	353	50	302	1
SANDOVAL, MARIANA	368	44	323	1
PENA, MICHELE	210	49	158	3
Write-In Totals	3	1	2	0
Not Assigned	3	1	2	0
Total Votes Cast	934	144	785	5

Corporation Commissioner

Vote For 3

	TOTAL	Polls	Early Provisional	s
AGUILAR, YLENIA	386	49	335	2
HILL, JONATHON	337	38	299	0
POLACHECK, JOSHUA	315	31	284	0
LOPEZ, RENE	179	36	141	2
MARQUEZ PETERSON, LEA	163	36	126	1
WALDEN, RACHEL	138	24	114	0
CEASE, MIKE	16	3	12	1
LUXENBERG, NINA	24	5	18	1
Write-In Totals	2	1	1	0
Write-In: Bertone, Frank	0	0	0	0
Not Assigned	2	1	1	0
Total Votes Cast	1,560	223	1,330	7

Board of Supervisors District 5

Vote For 1

	TOTAL	Polls	Early Provisional	s
GRIJALVA, ADELITA	426	60	365	1
ROMERO, VAL	182	45	135	2
Write-In Totals	5	3	1	1
Not Assigned	5	3	1	1
Total Votes Cast	613	108	501	4

Precinct 152

County Assessor

Vote For 1

	TOTAL	Polls	Early Provisional	S
DROUBIE, SUZANNE	516	83	431	2
Write-In Totals	24	5	18	1
Not Assigned	24	5	18	1
Total Votes Cast	540	88	449	3

County Attorney

Vote For 1

	TOTAL	Polls	Early Provisional	S
CONOVER, LAURA	443	69	371	3
DRUAN, HOWARD	131	25	106	0
Write-In Totals	9	4	4	1
Not Assigned	9	4	4	1
Total Votes Cast	583	98	481	4

County Recorder

Vote For 1

	TOTAL	Polls	Early Provisional	S
CÁZARES-KELLY, GABRIELLA	442	64	376	2
CAMPBELL-GONZALEZ, DOMINIC	180	43	135	2
Write-In Totals	2	1	1	0
Not Assigned	2	1	1	0
Total Votes Cast	624	108	512	4

County Sheriff

Vote For 1

	TOTAL	Polls	Early Provisional	S
NANOS, CHRIS	365	56	307	2
LAPPIN, HEATHER	256	54	200	2
Write-In Totals	4	0	4	0
Write-In: Di Genova, Trista	0	0	0	0
Not Assigned	4	0	4	0
Total Votes Cast	625	110	511	4

County Superintendent of Schools

Vote For 1

	TOTAL	Polls	Early Provisional	S
WILLIAMS, DUSTIN	512	82	427	3
Write-In Totals	25	6	18	1
Not Assigned	25	6	18	1
Total Votes Cast	537	88	445	4

Precinct 152

County Treasurer

Vote For 1

	TOTAL	Polls	Early Provisional	S
JOHNSON, BRIAN	403	57	344	2
ACKERLEY, CHRIS	219	48	169	2
Write-In Totals	2	1	1	0
Not Assigned	2	1	1	0
Total Votes Cast	624	106	514	4

Justice of the Peace Precinct 4

Vote For 1

	TOTAL	Polls	Early Provisional	S
PESQUIERA, CHARLENE	516	84	429	3
Write-In Totals	29	7	21	1
Not Assigned	29	7	21	1
Total Votes Cast	545	91	450	4

Constable Precinct 4

Vote For 1

	TOTAL	Polls	Early Provisional	S
ETHRIDGE-NIELSEN, TRACY	511	80	428	3
Write-In Totals	27	8	18	1
Not Assigned	27	8	18	1
Total Votes Cast	538	88	446	4

KING, KATHRYN H.

Vote For 1

	TOTAL	Polls	Early Provisional	S
Yes / Si	317	60	255	2
No	248	27	219	2
Total Votes Cast	565	87	474	4

BOLICK, CLINT

Vote For 1

	TOTAL	Polls	Early Provisional	S
Yes / Si	292	53	238	1
No	264	32	230	2
Total Votes Cast	556	85	468	3

ECKERSTROM, PETER J.

Vote For 1

	TOTAL	Polls	Early Provisional	S
Yes / Si	384	59	324	1
No	154	25	127	2
Total Votes Cast	538	84	451	3

Precinct 152

STARING, CHRISTOPHER P.

Vote For 1

	TOTAL	Polls	Early Provisional	S
Yes / Si	358	55	302	1
No	172	28	142	2
Total Votes Cast	530	83	444	3

GRIFFIN, BRENDEN J.

Vote For 1

	TOTAL	Polls	Early Provisional	S
Yes / Si	378	61	315	2
No	166	25	139	2
Total Votes Cast	544	86	454	4

LEE, KENNETH

Vote For 1

	TOTAL	Polls	Early Provisional	S
Yes / Si	377	57	318	2
No	164	28	134	2
Total Votes Cast	541	85	452	4

BRYSON, KYLE A.

Vote For 1

	TOTAL	Polls	Early Provisional	S
Yes / Si	382	55	325	2
No	155	29	124	2
Total Votes Cast	537	84	449	4

COHEN, GARY J.

Vote For 1

	TOTAL	Polls	Early Provisional	S
Yes / Si	376	55	319	2
No	161	30	129	2
Total Votes Cast	537	85	448	4

GORDON, RICHARD E.

Vote For 1

	TOTAL	Polls	Early Provisional	S
Yes / Si	375	55	318	2
No	168	30	136	2
Total Votes Cast	543	85	454	4

Precinct 152

BUTLER, MICHAEL J.

Vote For 1

	TOTAL	Polls	Early Provisional	S
Yes / Si	381	56	324	1
No	161	29	129	3
Total Votes Cast	542	85	453	4

YEHLING, WAYNE E.

Vote For 1

	TOTAL	Polls	Early Provisional	S
Yes / Si	374	54	319	1
No	165	31	131	3
Total Votes Cast	539	85	450	4

CONSTANT, DANIELLE J.K.

Vote For 1

	TOTAL	Polls	Early Provisional	S
Yes / Si	378	57	319	2
No	162	28	132	2
Total Votes Cast	540	85	451	4

METCALF, D. DOUGLAS

Vote For 1

	TOTAL	Polls	Early Provisional	S
Yes / Si	373	54	318	1
No	164	29	132	3
Total Votes Cast	537	83	450	4

MCGINLEY, CASEY F.

Vote For 1

	TOTAL	Polls	Early Provisional	S
Yes / Si	370	49	319	2
No	166	33	131	2
Total Votes Cast	536	82	450	4

SAKALL, GREG

Vote For 1

	TOTAL	Polls	Early Provisional	S
Yes / Si	358	48	309	1
No	181	36	142	3
Total Votes Cast	539	84	451	4

Precinct 152

WAGENER, JOAN L.

Vote For 1

	TOTAL	Polls	Early Provisional	S
Yes / Si	368	54	313	1
No	172	29	140	3
Total Votes Cast	540	83	453	4

JOHNSON, KELLIE L.

Vote For 1

	TOTAL	Polls	Early Provisional	S
Yes / Si	359	56	301	2
No	185	29	154	2
Total Votes Cast	544	85	455	4

ORTIZ, KIMBERLY H.

Vote For 1

	TOTAL	Polls	Early Provisional	S
Yes / Si	393	58	332	3
No	144	25	118	1
Total Votes Cast	537	83	450	4

MCDONALD, SCOTT DAVID

Vote For 1

	TOTAL	Polls	Early Provisional	S
Yes / Si	381	55	325	1
No	157	28	126	3
Total Votes Cast	538	83	451	4

ABRAMS, LISA ILKA

Vote For 1

	TOTAL	Polls	Early Provisional	S
Yes / Si	388	54	332	2
No	150	29	119	2
Total Votes Cast	538	83	451	4

Governing Board - Tucson Unified School District (TUSD) No. 1

Vote For 3

	TOTAL	Polls	Early Provisional	S
ACOSTA RUIZ, PILAR	287	54	233	0
FLORES, ESTEBAN	245	38	207	0
LUNA ROSE, NATALIE	333	38	294	1
SHAH, RAVI	216	24	192	0
SHAW, SADIE	237	18	217	2
Write-In Totals	7	3	3	1
Not Assigned	7	3	3	1
Total Votes Cast	1,325	175	1,146	4

Precinct 152

Board of Governors - Pima Community College Dist. 5

Vote For 1

	TOTAL	Polls	Early Provisional	S
GONZALES, LUIS LOPEZ	263	44	219	0
MORALES, KARLA	278	44	231	3
Write-In Totals	7	1	5	1
Not Assigned	7	1	5	1
Total Votes Cast	548	89	455	4

PROPOSITION 133

Vote For 1

	TOTAL	Polls	Early Provisional	S
Yes / Si	193	46	146	1
No	412	57	352	3
Total Votes Cast	605	103	498	4

PROPOSITION 134

Vote For 1

	TOTAL	Polls	Early Provisional	S
Yes / Si	199	64	134	1
No	412	42	367	3
Total Votes Cast	611	106	501	4

PROPOSITION 135

Vote For 1

	TOTAL	Polls	Early Provisional	S
Yes / Si	201	53	148	0
No	396	47	345	4
Total Votes Cast	597	100	493	4

PROPOSITION 136

Vote For 1

	TOTAL	Polls	Early Provisional	S
Yes / Si	184	44	140	0
No	410	57	349	4
Total Votes Cast	594	101	489	4

PROPOSITION 137

Vote For 1

	TOTAL	Polls	Early Provisional	S
Yes / Si	137	38	98	1
No	457	60	394	3
Total Votes Cast	594	98	492	4

Precinct 152

PROPOSITION 138

Vote For 1

	TOTAL	Polls	Early Provisional	S
Yes / Si	128	32	95	1
No	487	74	410	3
Total Votes Cast	615	106	505	4

PROPOSITION 139

Vote For 1

	TOTAL	Polls	Early Provisional	S
Yes / Si	464	79	383	2
No	169	35	132	2
Total Votes Cast	633	114	515	4

PROPOSITION 140

Vote For 1

	TOTAL	Polls	Early Provisional	S
Yes / Si	301	65	236	0
No	316	40	272	4
Total Votes Cast	617	105	508	4

PROPOSITION 311

Vote For 1

	TOTAL	Polls	Early Provisional	S
Yes / Si	401	92	307	2
No	219	14	203	2
Total Votes Cast	620	106	510	4

PROPOSITION 312

Vote For 1

	TOTAL	Polls	Early Provisional	S
Yes / Si	350	81	268	1
No	265	24	238	3
Total Votes Cast	615	105	506	4

PROPOSITION 313

Vote For 1

	TOTAL	Polls	Early Provisional	S
Yes / Si	374	85	286	3
No	223	19	203	1
Total Votes Cast	597	104	489	4

Precinct 152

PROPOSITION 314

Vote For 1

	TOTAL	Polls	Early Provisional	S
Yes / Si	326	71	254	1
No	270	30	237	3
Total Votes Cast	596	101	491	4

PROPOSITION 315

Vote For 1

	TOTAL	Polls	Early Provisional	S
Yes / Si	193	50	143	0
No	390	49	337	4
Total Votes Cast	583	99	480	4

Summary Results Report
 General Election
 November 5, 2024

OFFICIAL RESULTS
 Summary of Votes Cast
 County of Pima

Precinct 153

Statistics	TOTAL	Polls	Early Provisional	s
Registered Voters - Total	3,799			
Ballots Cast - Total	3,078	389	2,664	25
Ballots Cast - Blank	47	16	31	0
Voter Turnout - Total	81.02%			

Presidential Electors

Vote For 1	TOTAL	Polls	Early Provisional	s
HARRIS, KAMALA D.	2,028	182	1,834	12
TRUMP, DONALD J.	975	194	769	12
OLIVER, CHASE	23	3	20	0
STEIN, JILL	18	0	18	0
Write-In Totals	16	3	13	0
Write-In: Ayyadurai / Ellis	0	0	0	0
Write-In: Boddie / Stoneham	0	0	0	0
Write-In: De la Cruz / Garcia	4	0	4	0
Write-In: Shelton / Serra	0	0	0	0
Write-In: Skousen / Combs	0	0	0	0
Not Assigned	12	3	9	0
Total Votes Cast	3,060	382	2,654	24

U.S. Senator

Vote For 1	TOTAL	Polls	Early Provisional	s
GALLEGO, RUBEN	2,054	198	1,844	12
LAKE, KARI	889	169	708	12
QUINTANA, EDUARDO	67	10	56	1
Write-In Totals	4	1	3	0
Write-In: Williams, Sarah	0	0	0	0
Write-In: Beckett, Christopher	0	0	0	0
Write-In: Sanders, Steven Cavin	0	0	0	0
Write-In: Bozic, David	0	0	0	0
Write-In: Petty, Shawn	0	0	0	0
Write-In: Rodriguez, Benjamin	0	0	0	0
Write-In: Prosser, Jannie "Jannie"	1	0	1	0
Not Assigned	3	1	2	0
Total Votes Cast	3,014	378	2,611	25

U.S. Representative in Congress District 7

Vote For 1	TOTAL	Polls	Early Provisional	s
GRIJALVA, RAÚL M.	1,990	193	1,786	11
BUTIEREZ SR., DANIEL FRANCIS	951	175	765	11
Write-In Totals	6	2	4	0
Not Assigned	6	2	4	0
Total Votes Cast	2,947	370	2,555	22

Precinct 153

State Senator District 16

Vote For 1

	TOTAL	Polls	Early Provisional	s
SEAMAN, STACEY	1,978	186	1,782	10
SHOPE JR., THOMAS "T.J."	956	180	765	11
Write-In Totals	3	1	2	0
Not Assigned	3	1	2	0
Total Votes Cast	2,937	367	2,549	21

State Representative Dist. 16

Vote For 2

	TOTAL	Polls	Early Provisional	s
SEAMAN, KEITH	1,963	178	1,774	11
LOPEZ, CHRIS	867	148	713	6
MARTINEZ, TERESA	890	148	736	6
Write-In Totals	24	3	21	0
Not Assigned	24	3	21	0
Total Votes Cast	3,744	477	3,244	23

Corporation Commissioner

Vote For 3

	TOTAL	Polls	Early Provisional	s
AGUILAR, YLENIA	1,777	158	1,608	11
HILL, JONATHON	1,721	132	1,583	6
POLACHECK, JOSHUA	1,629	121	1,504	4
LOPEZ, RENE	810	136	667	7
MARQUEZ PETERSON, LEA	813	129	676	8
WALDEN, RACHEL	810	142	661	7
CEASE, MIKE	115	13	102	0
LUXENBERG, NINA	100	16	84	0
Write-In Totals	5	1	4	0
Write-In: Bertone, Frank	0	0	0	0
Not Assigned	5	1	4	0
Total Votes Cast	7,780	848	6,889	43

Board of Supervisors District 3

Vote For 1

	TOTAL	Polls	Early Provisional	s
ALLEN, JENNIFER "JEN"	1,867	177	1,680	10
WITTENBRAKER, JANET "JL"	922	170	743	9
BAH, IMAN-UTOPIA LAYJOU	111	17	93	1
Write-In Totals	3	1	2	0
Not Assigned	3	1	2	0
Total Votes Cast	2,903	365	2,518	20

Precinct 153

County Assessor

Vote For 1

	TOTAL	Polls	Early Provisional	S
DROUBIE, SUZANNE	2,281	255	2,010	16
Write-In Totals	52	10	42	0
Not Assigned	52	10	42	0
Total Votes Cast	2,333	265	2,052	16

County Attorney

Vote For 1

	TOTAL	Polls	Early Provisional	S
CONOVER, LAURA	2,042	207	1,819	16
DRUAN, HOWARD	498	90	403	5
Write-In Totals	23	4	19	0
Not Assigned	23	4	19	0
Total Votes Cast	2,563	301	2,241	21

County Recorder

Vote For 1

	TOTAL	Polls	Early Provisional	S
CÁZARES-KELLY, GABRIELLA	2,013	192	1,806	15
CAMPBELL-GONZALEZ, DOMINIC	867	166	692	9
Write-In Totals	2	1	1	0
Not Assigned	2	1	1	0
Total Votes Cast	2,882	359	2,499	24

County Sheriff

Vote For 1

	TOTAL	Polls	Early Provisional	S
NANOS, CHRIS	1,643	177	1,454	12
LAPPIN, HEATHER	1,239	187	1,040	12
Write-In Totals	12	1	11	0
Write-In: Di Genova, Trista	0	0	0	0
Not Assigned	12	1	11	0
Total Votes Cast	2,894	365	2,505	24

County Superintendent of Schools

Vote For 1

	TOTAL	Polls	Early Provisional	S
WILLIAMS, DUSTIN	2,267	254	1,996	17
Write-In Totals	46	9	37	0
Not Assigned	46	9	37	0
Total Votes Cast	2,313	263	2,033	17

Precinct 153

County Treasurer

Vote For 1

	TOTAL	Polls	Early Provisional	S
JOHNSON, BRIAN	1,855	179	1,663	13
ACKERLEY, CHRIS	1,037	179	847	11
Write-In Totals	2	1	1	0
Not Assigned	2	1	1	0
Total Votes Cast	2,894	359	2,511	24

Justice of the Peace Precinct 4

Vote For 1

	TOTAL	Polls	Early Provisional	S
PESQUIERA, CHARLENE	2,288	252	2,020	16
Write-In Totals	44	14	30	0
Not Assigned	44	14	30	0
Total Votes Cast	2,332	266	2,050	16

Constable Precinct 4

Vote For 1

	TOTAL	Polls	Early Provisional	S
ETHRIDGE-NIELSEN, TRACY	2,254	250	1,989	15
Write-In Totals	44	12	32	0
Not Assigned	44	12	32	0
Total Votes Cast	2,298	262	2,021	15

KING, KATHRYN H.

Vote For 1

	TOTAL	Polls	Early Provisional	S
Yes / Si	1,254	180	1,059	15
No	1,294	106	1,184	4
Total Votes Cast	2,548	286	2,243	19

BOLICK, CLINT

Vote For 1

	TOTAL	Polls	Early Provisional	S
Yes / Si	1,163	167	985	11
No	1,362	113	1,243	6
Total Votes Cast	2,525	280	2,228	17

ECKERSTROM, PETER J.

Vote For 1

	TOTAL	Polls	Early Provisional	S
Yes / Si	1,822	205	1,604	13
No	530	74	451	5
Total Votes Cast	2,352	279	2,055	18

Precinct 153

STARING, CHRISTOPHER P.

Vote For 1

	TOTAL	Polls	Early Provisional	S
Yes / Si	1,707	206	1,486	15
No	623	74	546	3
Total Votes Cast	2,330	280	2,032	18

GRIFFIN, BRENDEN J.

Vote For 1

	TOTAL	Polls	Early Provisional	S
Yes / Si	1,665	199	1,449	17
No	583	71	509	3
Total Votes Cast	2,248	270	1,958	20

LEE, KENNETH

Vote For 1

	TOTAL	Polls	Early Provisional	S
Yes / Si	1,678	193	1,467	18
No	565	78	485	2
Total Votes Cast	2,243	271	1,952	20

BRYSON, KYLE A.

Vote For 1

	TOTAL	Polls	Early Provisional	S
Yes / Si	1,687	190	1,481	16
No	547	76	467	4
Total Votes Cast	2,234	266	1,948	20

COHEN, GARY J.

Vote For 1

	TOTAL	Polls	Early Provisional	S
Yes / Si	1,664	194	1,453	17
No	570	77	490	3
Total Votes Cast	2,234	271	1,943	20

GORDON, RICHARD E.

Vote For 1

	TOTAL	Polls	Early Provisional	S
Yes / Si	1,687	188	1,482	17
No	547	78	466	3
Total Votes Cast	2,234	266	1,948	20

Precinct 153

BUTLER, MICHAEL J.

Vote For 1

	TOTAL	Polls	Early Provisional	S
Yes / Si	1,691	198	1,477	16
No	548	71	473	4
Total Votes Cast	2,239	269	1,950	20

YEHLING, WAYNE E.

Vote For 1

	TOTAL	Polls	Early Provisional	S
Yes / Si	1,665	187	1,461	17
No	567	80	484	3
Total Votes Cast	2,232	267	1,945	20

CONSTANT, DANIELLE J.K.

Vote For 1

	TOTAL	Polls	Early Provisional	S
Yes / Si	1,597	186	1,394	17
No	628	80	545	3
Total Votes Cast	2,225	266	1,939	20

METCALF, D. DOUGLAS

Vote For 1

	TOTAL	Polls	Early Provisional	S
Yes / Si	1,644	187	1,440	17
No	574	77	494	3
Total Votes Cast	2,218	264	1,934	20

MCGINLEY, CASEY F.

Vote For 1

	TOTAL	Polls	Early Provisional	S
Yes / Si	1,708	188	1,504	16
No	522	79	439	4
Total Votes Cast	2,230	267	1,943	20

SAKALL, GREG

Vote For 1

	TOTAL	Polls	Early Provisional	S
Yes / Si	1,642	191	1,437	14
No	580	75	500	5
Total Votes Cast	2,222	266	1,937	19

Precinct 153

WAGENER, JOAN L.

Vote For 1

	TOTAL	Polls	Early Provisional	S
Yes / Si	1,628	186	1,427	15
No	593	80	509	4
Total Votes Cast	2,221	266	1,936	19

JOHNSON, KELLIE L.

Vote For 1

	TOTAL	Polls	Early Provisional	S
Yes / Si	1,401	178	1,209	14
No	862	87	770	5
Total Votes Cast	2,263	265	1,979	19

ORTIZ, KIMBERLY H.

Vote For 1

	TOTAL	Polls	Early Provisional	S
Yes / Si	1,686	192	1,479	15
No	538	76	458	4
Total Votes Cast	2,224	268	1,937	19

MCDONALD, SCOTT DAVID

Vote For 1

	TOTAL	Polls	Early Provisional	S
Yes / Si	1,623	181	1,427	15
No	605	83	518	4
Total Votes Cast	2,228	264	1,945	19

ABRAMS, LISA ILKA

Vote For 1

	TOTAL	Polls	Early Provisional	S
Yes / Si	1,708	199	1,493	16
No	523	69	451	3
Total Votes Cast	2,231	268	1,944	19

Governing Board - Tucson Unified School District (TUSD) No. 1

Vote For 3

	TOTAL	Polls	Early Provisional	S
ACOSTA RUIZ, PILAR	1,067	139	918	10
FLORES, ESTEBAN	883	115	763	5
LUNA ROSE, NATALIE	1,412	120	1,287	5
SHAH, RAVI	1,104	78	1,023	3
SHAW, SADIE	1,364	120	1,236	8
Write-In Totals	27	2	25	0
Not Assigned	27	2	25	0
Total Votes Cast	5,857	574	5,252	31

Precinct 153

Governing Board - Flowing Wells Unified School District No. 8

Vote For 3

	TOTAL	Polls	Early Provisional	S
DAILY, KEVIN	13	1	12	0
DELGADO JR., JOSEPH	17	2	15	0
EFFING, WENDY J.	15	2	13	0
MILLER, STEPHANIE	18	5	13	0
Write-In Totals	0	0	0	0
Not Assigned	0	0	0	0
Total Votes Cast	63	10	53	0

Board of Governors - Pima Community College Dist. 3

Vote For 1

	TOTAL	Polls	Early Provisional	S
GARCIA, MARIA DE LA LUZ	1,241	162	1,071	8
RANDALL, KRISTEN	948	94	847	7
Write-In Totals	16	2	14	0
Not Assigned	16	2	14	0
Total Votes Cast	2,205	258	1,932	15

PROPOSITION 133

Vote For 1

	TOTAL	Polls	Early Provisional	S
Yes / Si	817	137	670	10
No	1,951	194	1,745	12
Total Votes Cast	2,768	331	2,415	22

PROPOSITION 134

Vote For 1

	TOTAL	Polls	Early Provisional	S
Yes / Si	813	135	669	9
No	1,972	199	1,760	13
Total Votes Cast	2,785	334	2,429	22

PROPOSITION 135

Vote For 1

	TOTAL	Polls	Early Provisional	S
Yes / Si	934	171	752	11
No	1,797	153	1,633	11
Total Votes Cast	2,731	324	2,385	22

PROPOSITION 136

Vote For 1

	TOTAL	Polls	Early Provisional	S
Yes / Si	697	131	554	12
No	2,017	191	1,818	8
Total Votes Cast	2,714	322	2,372	20

Precinct 153

PROPOSITION 137

Vote For 1				
	TOTAL	Polls	Early Provisional	S
Yes / Si	484	77	399	8
No	2,233	235	1,985	13
Total Votes Cast	2,717	312	2,384	21

PROPOSITION 138

Vote For 1				
	TOTAL	Polls	Early Provisional	S
Yes / Si	464	80	374	10
No	2,349	254	2,081	14
Total Votes Cast	2,813	334	2,455	24

PROPOSITION 139

Vote For 1				
	TOTAL	Polls	Early Provisional	S
Yes / Si	2,212	222	1,971	19
No	743	142	595	6
Total Votes Cast	2,955	364	2,566	25

PROPOSITION 140

Vote For 1				
	TOTAL	Polls	Early Provisional	S
Yes / Si	1,237	172	1,050	15
No	1,636	175	1,452	9
Total Votes Cast	2,873	347	2,502	24

PROPOSITION 311

Vote For 1				
	TOTAL	Polls	Early Provisional	S
Yes / Si	1,533	220	1,294	19
No	1,352	130	1,217	5
Total Votes Cast	2,885	350	2,511	24

PROPOSITION 312

Vote For 1				
	TOTAL	Polls	Early Provisional	S
Yes / Si	1,377	210	1,151	16
No	1,485	134	1,346	5
Total Votes Cast	2,862	344	2,497	21

Precinct 153

PROPOSITION 313

Vote For 1

	TOTAL	Polls	Early Provisional	S
Yes / Si	1,422	236	1,168	18
No	1,379	109	1,266	4
Total Votes Cast	2,801	345	2,434	22

PROPOSITION 314

Vote For 1

	TOTAL	Polls	Early Provisional	S
Yes / Si	1,245	203	1,025	17
No	1,549	133	1,411	5
Total Votes Cast	2,794	336	2,436	22

PROPOSITION 315

Vote For 1

	TOTAL	Polls	Early Provisional	S
Yes / Si	907	156	739	12
No	1,800	168	1,625	7
Total Votes Cast	2,707	324	2,364	19

Summary Results Report
 General Election
 November 5, 2024

OFFICIAL RESULTS
 Summary of Votes Cast
 County of Pima

Precinct 154

Statistics	TOTAL	Polls	Early Provisional	s
Registered Voters - Total	2,332			
Ballots Cast - Total	1,241	223	991	27
Ballots Cast - Blank	31	14	16	1
Voter Turnout - Total	53.22%			

Presidential Electors

Vote For 1

	TOTAL	Polls	Early Provisional	s
HARRIS, KAMALA D.	814	121	677	16
TRUMP, DONALD J.	385	94	281	10
OLIVER, CHASE	8	4	4	0
STEIN, JILL	10	1	8	1
Write-In Totals	9	1	8	0
Write-In: Ayyadurai / Ellis	0	0	0	0
Write-In: Boddie / Stoneham	0	0	0	0
Write-In: De la Cruz / Garcia	7	1	6	0
Write-In: Shelton / Serra	0	0	0	0
Write-In: Skousen / Combs	0	0	0	0
Not Assigned	2	0	2	0
Total Votes Cast	1,226	221	978	27

U.S. Senator

Vote For 1

	TOTAL	Polls	Early Provisional	s
GALLEGO, RUBEN	806	124	666	16
LAKE, KARI	328	78	243	7
QUINTANA, EDUARDO	55	12	42	1
Write-In Totals	4	0	4	0
Write-In: Williams, Sarah	0	0	0	0
Write-In: Beckett, Christopher	0	0	0	0
Write-In: Sanders, Steven Cavin	1	0	1	0
Write-In: Bozic, David	0	0	0	0
Write-In: Petty, Shawn	0	0	0	0
Write-In: Rodriguez, Benjamin	0	0	0	0
Write-In: Prosser, Jannie "Jannie"	0	0	0	0
Not Assigned	3	0	3	0
Total Votes Cast	1,193	214	955	24

U.S. Representative in Congress District 7

Vote For 1

	TOTAL	Polls	Early Provisional	s
GRIJALVA, RAÚL M.	816	123	678	15
BUTIEREZ SR., DANIEL FRANCIS	352	82	264	6
Write-In Totals	2	0	2	0
Not Assigned	2	0	2	0
Total Votes Cast	1,170	205	944	21

Precinct 154

State Senator District 20

Vote For 1

	TOTAL	Polls	Early Provisional	S
GONZALES, SALLY ANN	907	142	745	20
Write-In Totals	38	8	30	0
Not Assigned	38	8	30	0
Total Votes Cast	945	150	775	20

State Representative Dist. 20

Vote For 2

	TOTAL	Polls	Early Provisional	S
HERNANDEZ, ALMA	763	112	639	12
VILLEGAS, BETTY	627	76	540	11
Write-In Totals	47	10	37	0
Not Assigned	47	10	37	0
Total Votes Cast	1,437	198	1,216	23

Corporation Commissioner

Vote For 3

	TOTAL	Polls	Early Provisional	S
AGUILAR, YLENIA	682	93	578	11
HILL, JONATHON	590	66	515	9
POLACHECK, JOSHUA	611	71	532	8
LOPEZ, RENE	261	54	205	2
MARQUEZ PETERSON, LEA	246	49	193	4
WALDEN, RACHEL	268	52	212	4
CEASE, MIKE	57	10	47	0
LUXENBERG, NINA	73	12	60	1
Write-In Totals	4	1	3	0
Write-In: Bertone, Frank	0	0	0	0
Not Assigned	4	1	3	0
Total Votes Cast	2,792	408	2,345	39

Board of Supervisors District 3

Vote For 1

	TOTAL	Polls	Early Provisional	S
ALLEN, JENNIFER "JEN"	741	104	623	14
WITTENBRAKER, JANET "JL"	319	72	243	4
BAH, IMAN-UTOPIA LAYJOU	82	16	63	3
Write-In Totals	1	0	1	0
Not Assigned	1	0	1	0
Total Votes Cast	1,143	192	930	21

Precinct 154

County Assessor

Vote For 1

	TOTAL	Polls	Early Provisional	s
DROUBIE, SUZANNE	911	142	751	18
Write-In Totals	33	6	27	0
Not Assigned	33	6	27	0
Total Votes Cast	944	148	778	18

County Attorney

Vote For 1

	TOTAL	Polls	Early Provisional	s
CONOVER, LAURA	795	112	668	15
DRUAN, HOWARD	207	49	154	4
Write-In Totals	13	5	8	0
Not Assigned	13	5	8	0
Total Votes Cast	1,015	166	830	19

County Recorder

Vote For 1

	TOTAL	Polls	Early Provisional	s
CÁZARES-KELLY, GABRIELLA	795	118	662	15
CAMPBELL-GONZALEZ, DOMINIC	321	72	243	6
Write-In Totals	2	0	2	0
Not Assigned	2	0	2	0
Total Votes Cast	1,118	190	907	21

County Sheriff

Vote For 1

	TOTAL	Polls	Early Provisional	s
NANOS, CHRIS	722	109	599	14
LAPPIN, HEATHER	406	82	316	8
Write-In Totals	7	0	7	0
Write-In: Di Genova, Trista	1	0	1	0
Not Assigned	6	0	6	0
Total Votes Cast	1,135	191	922	22

County Superintendent of Schools

Vote For 1

	TOTAL	Polls	Early Provisional	s
WILLIAMS, DUSTIN	913	144	750	19
Write-In Totals	31	7	24	0
Not Assigned	31	7	24	0
Total Votes Cast	944	151	774	19

Precinct 154

County Treasurer

Vote For 1

	TOTAL	Polls	Early Provisional	S
JOHNSON, BRIAN	744	111	618	15
ACKERLEY, CHRIS	374	79	290	5
Write-In Totals	1	0	1	0
Not Assigned	1	0	1	0
Total Votes Cast	1,119	190	909	20

Justice of the Peace Precinct 6

Vote For 1

	TOTAL	Polls	Early Provisional	S
BALL, ALEXANDER	913	140	755	18
Write-In Totals	30	8	22	0
Not Assigned	30	8	22	0
Total Votes Cast	943	148	777	18

Constable Precinct 6

Vote For 1

	TOTAL	Polls	Early Provisional	S
BERNAL, BENNETT L.	897	137	743	17
Write-In Totals	31	9	22	0
Not Assigned	31	9	22	0
Total Votes Cast	928	146	765	17

KING, KATHRYN H.

Vote For 1

	TOTAL	Polls	Early Provisional	S
Yes / Si	514	92	410	12
No	496	79	407	10
Total Votes Cast	1,010	171	817	22

BOLICK, CLINT

Vote For 1

	TOTAL	Polls	Early Provisional	S
Yes / Si	451	79	359	13
No	532	85	439	8
Total Votes Cast	983	164	798	21

ECKERSTROM, PETER J.

Vote For 1

	TOTAL	Polls	Early Provisional	S
Yes / Si	648	96	540	12
No	268	57	205	6
Total Votes Cast	916	153	745	18

Precinct 154

STARING, CHRISTOPHER P.

Vote For 1

	TOTAL	Polls	Early Provisional	S
Yes / Si	599	91	494	14
No	306	59	243	4
Total Votes Cast	905	150	737	18

GRIFFIN, BRENDEN J.

Vote For 1

	TOTAL	Polls	Early Provisional	S
Yes / Si	630	100	518	12
No	289	53	230	6
Total Votes Cast	919	153	748	18

LEE, KENNETH

Vote For 1

	TOTAL	Polls	Early Provisional	S
Yes / Si	641	96	530	15
No	270	57	209	4
Total Votes Cast	911	153	739	19

BRYSON, KYLE A.

Vote For 1

	TOTAL	Polls	Early Provisional	S
Yes / Si	643	94	536	13
No	269	57	208	4
Total Votes Cast	912	151	744	17

COHEN, GARY J.

Vote For 1

	TOTAL	Polls	Early Provisional	S
Yes / Si	627	96	521	10
No	293	59	225	9
Total Votes Cast	920	155	746	19

GORDON, RICHARD E.

Vote For 1

	TOTAL	Polls	Early Provisional	S
Yes / Si	638	96	530	12
No	277	56	215	6
Total Votes Cast	915	152	745	18

Precinct 154

BUTLER, MICHAEL J.

Vote For 1

	TOTAL	Polls	Early Provisional	S
Yes / Si	641	95	533	13
No	282	59	216	7
Total Votes Cast	923	154	749	20

YEHLING, WAYNE E.

Vote For 1

	TOTAL	Polls	Early Provisional	S
Yes / Si	630	94	520	16
No	287	58	226	3
Total Votes Cast	917	152	746	19

CONSTANT, DANIELLE J.K.

Vote For 1

	TOTAL	Polls	Early Provisional	S
Yes / Si	635	100	520	15
No	285	51	230	4
Total Votes Cast	920	151	750	19

METCALF, D. DOUGLAS

Vote For 1

	TOTAL	Polls	Early Provisional	S
Yes / Si	630	96	521	13
No	286	57	222	7
Total Votes Cast	916	153	743	20

MCGINLEY, CASEY F.

Vote For 1

	TOTAL	Polls	Early Provisional	S
Yes / Si	635	90	530	15
No	281	60	217	4
Total Votes Cast	916	150	747	19

SAKALL, GREG

Vote For 1

	TOTAL	Polls	Early Provisional	S
Yes / Si	617	98	505	14
No	302	56	243	3
Total Votes Cast	919	154	748	17

Precinct 154

WAGENER, JOAN L.

Vote For 1

	TOTAL	Polls	Early Provisional	s
Yes / Si	645	99	530	16
No	276	55	219	2
Total Votes Cast	921	154	749	18

JOHNSON, KELLIE L.

Vote For 1

	TOTAL	Polls	Early Provisional	s
Yes / Si	552	91	451	10
No	377	66	303	8
Total Votes Cast	929	157	754	18

ORTIZ, KIMBERLY H.

Vote For 1

	TOTAL	Polls	Early Provisional	s
Yes / Si	649	97	539	13
No	273	56	212	5
Total Votes Cast	922	153	751	18

MCDONALD, SCOTT DAVID

Vote For 1

	TOTAL	Polls	Early Provisional	s
Yes / Si	608	89	506	13
No	309	64	239	6
Total Votes Cast	917	153	745	19

ABRAMS, LISA ILKA

Vote For 1

	TOTAL	Polls	Early Provisional	s
Yes / Si	642	100	529	13
No	277	55	216	6
Total Votes Cast	919	155	745	19

Board of Governors - Pima Community College Dist. 3

Vote For 1

	TOTAL	Polls	Early Provisional	s
GARCIA, MARIA DE LA LUZ	419	76	336	7
RANDALL, KRISTEN	487	74	403	10
Write-In Totals	4	1	3	0
Not Assigned	4	1	3	0
Total Votes Cast	910	151	742	17

Precinct 154

PROPOSITION 133

Vote For 1		TOTAL	Polls	Early Provisional	S
Yes / Si		370	82	285	3
No		691	105	568	18
Total Votes Cast		1,061	187	853	21

PROPOSITION 134

Vote For 1		TOTAL	Polls	Early Provisional	S
Yes / Si		337	72	260	5
No		724	116	593	15
Total Votes Cast		1,061	188	853	20

PROPOSITION 135

Vote For 1		TOTAL	Polls	Early Provisional	S
Yes / Si		413	92	315	6
No		644	94	536	14
Total Votes Cast		1,057	186	851	20

PROPOSITION 136

Vote For 1		TOTAL	Polls	Early Provisional	S
Yes / Si		288	69	216	3
No		757	116	623	18
Total Votes Cast		1,045	185	839	21

PROPOSITION 137

Vote For 1		TOTAL	Polls	Early Provisional	S
Yes / Si		205	49	153	3
No		843	133	694	16
Total Votes Cast		1,048	182	847	19

PROPOSITION 138

Vote For 1		TOTAL	Polls	Early Provisional	S
Yes / Si		186	49	133	4
No		894	147	729	18
Total Votes Cast		1,080	196	862	22

Precinct 154

PROPOSITION 139

Vote For 1

	TOTAL	Polls	Early Provisional	S
Yes / Si	912	153	738	21
No	250	53	195	2
Total Votes Cast	1,162	206	933	23

PROPOSITION 140

Vote For 1

	TOTAL	Polls	Early Provisional	S
Yes / Si	580	95	475	10
No	547	101	434	12
Total Votes Cast	1,127	196	909	22

PROPOSITION 311

Vote For 1

	TOTAL	Polls	Early Provisional	S
Yes / Si	654	117	526	11
No	475	83	381	11
Total Votes Cast	1,129	200	907	22

PROPOSITION 312

Vote For 1

	TOTAL	Polls	Early Provisional	S
Yes / Si	558	99	451	8
No	563	99	450	14
Total Votes Cast	1,121	198	901	22

PROPOSITION 313

Vote For 1

	TOTAL	Polls	Early Provisional	S
Yes / Si	622	107	507	8
No	474	77	382	15
Total Votes Cast	1,096	184	889	23

PROPOSITION 314

Vote For 1

	TOTAL	Polls	Early Provisional	S
Yes / Si	525	98	421	6
No	558	86	456	16
Total Votes Cast	1,083	184	877	22

Precinct 154

PROPOSITION 315

Vote For 1

	TOTAL	Polls	Early Provisional	s
Yes / Sí	396	70	321	5
No	662	110	536	16
Total Votes Cast	1,058	180	857	21

PROPOSITION 412 - Amphitheater Unified School District No. 10

Vote For 1

	TOTAL	Polls	Early Provisional	s
Bond Approval, Yes / Aprobación de Bonos, Sí	631	93	526	12
Bond Approval, No / Aprobación de Bonos, No	403	83	315	5
Total Votes Cast	1,034	176	841	17

PROPOSITION 413 - Amphitheater Unified School District No. 10

Vote For 1

	TOTAL	Polls	Early Provisional	s
Budget Override Continuation, Yes / Continuación del Aumento al Presupuesto, Sí	652	111	529	12
Budget Override Continuation, No / Continuación del Aumento al Presupuesto, No	381	65	310	6
Total Votes Cast	1,033	176	839	18

Summary Results Report
 General Election
 November 5, 2024

OFFICIAL RESULTS
 Summary of Votes Cast
 County of Pima

Precinct 155

Statistics	TOTAL	Polls	Early Provisionals	
Registered Voters - Total	2,091			
Ballots Cast - Total	1,028	281	735	12
Ballots Cast - Blank	23	16	7	0
Voter Turnout - Total	49.16%			

Presidential Electors

Vote For 1	TOTAL	Polls	Early Provisionals	
HARRIS, KAMALA D.	597	153	437	7
TRUMP, DONALD J.	402	121	276	5
OLIVER, CHASE	9	1	8	0
STEIN, JILL	7	1	6	0
Write-In Totals	0	0	0	0
Write-In: Ayyadurai / Ellis	0	0	0	0
Write-In: Boddie / Stoneham	0	0	0	0
Write-In: De la Cruz / Garcia	0	0	0	0
Write-In: Shelton / Serra	0	0	0	0
Write-In: Skousen / Combs	0	0	0	0
Not Assigned	0	0	0	0
Total Votes Cast	1,015	276	727	12

U.S. Senator

Vote For 1	TOTAL	Polls	Early Provisionals	
GALLEGO, RUBEN	628	166	454	8
LAKE, KARI	317	91	223	3
QUINTANA, EDUARDO	43	10	33	0
Write-In Totals	0	0	0	0
Write-In: Williams, Sarah	0	0	0	0
Write-In: Beckett, Christopher	0	0	0	0
Write-In: Sanders, Steven Cavin	0	0	0	0
Write-In: Bozic, David	0	0	0	0
Write-In: Petty, Shawn	0	0	0	0
Write-In: Rodriguez, Benjamin	0	0	0	0
Write-In: Prosser, Jannie "Jannie"	0	0	0	0
Not Assigned	0	0	0	0
Total Votes Cast	988	267	710	11

U.S. Representative in Congress District 7

Vote For 1	TOTAL	Polls	Early Provisionals	
GRIJALVA, RAÚL M.	641	176	458	7
BUTIEREZ SR., DANIEL FRANCIS	345	91	251	3
Write-In Totals	2	0	2	0
Not Assigned	2	0	2	0
Total Votes Cast	988	267	711	10

Summary Results Report
 General Election
 November 5, 2024

OFFICIAL RESULTS
 Summary of Votes Cast
 County of Pima

Precinct 155

State Senator District 21

Vote For 1

	TOTAL	Polls	Early Provisional	s
GABALDÓN, ROSANNA	750	203	542	5
Write-In Totals	34	13	21	0
Not Assigned	34	13	21	0
Total Votes Cast	784	216	563	5

State Representative Dist. 21

Vote For 2

	TOTAL	Polls	Early Provisional	s
HERNANDEZ, CONSUELO	535	134	398	3
STAHL HAMILTON, STEPHANIE	425	88	337	0
KIBBEY, CHRISTOPHER	338	94	242	2
Write-In Totals	8	1	7	0
Not Assigned	8	1	7	0
Total Votes Cast	1,306	317	984	5

Corporation Commissioner

Vote For 3

	TOTAL	Polls	Early Provisional	s
AGUILAR, YLENIA	539	129	404	6
HILL, JONATHON	375	71	303	1
POLACHECK, JOSHUA	392	72	318	2
LOPEZ, RENE	328	97	226	5
MARQUEZ PETERSON, LEA	257	61	195	1
WALDEN, RACHEL	276	72	203	1
CEASE, MIKE	40	10	30	0
LUXENBERG, NINA	46	12	34	0
Write-In Totals	4	0	4	0
Write-In: Bertone, Frank	0	0	0	0
Not Assigned	4	0	4	0
Total Votes Cast	2,257	524	1,717	16

Board of Supervisors District 2

Vote For 1

	TOTAL	Polls	Early Provisional	s
HEINZ, MATT	604	149	453	2
BACKER, JOHN	363	104	256	3
Write-In Totals	3	2	1	0
Not Assigned	3	2	1	0
Total Votes Cast	970	255	710	5

Precinct 155

County Assessor

Vote For 1

	TOTAL	Polls	Early Provisional	S
DROUBIE, SUZANNE	778	213	558	7
Write-In Totals	21	9	12	0
Not Assigned	21	9	12	0
Total Votes Cast	799	222	570	7

County Attorney

Vote For 1

	TOTAL	Polls	Early Provisional	S
CONOVER, LAURA	663	174	484	5
DRUAN, HOWARD	185	57	125	3
Write-In Totals	14	5	9	0
Not Assigned	14	5	9	0
Total Votes Cast	862	236	618	8

County Recorder

Vote For 1

	TOTAL	Polls	Early Provisional	S
CÁZARES-KELLY, GABRIELLA	627	156	467	4
CAMPBELL-GONZALEZ, DOMINIC	332	100	228	4
Write-In Totals	1	0	1	0
Not Assigned	1	0	1	0
Total Votes Cast	960	256	696	8

County Sheriff

Vote For 1

	TOTAL	Polls	Early Provisional	S
NANOS, CHRIS	563	153	404	6
LAPPIN, HEATHER	400	105	292	3
Write-In Totals	12	2	10	0
Write-In: Di Genova, Trista	3	0	3	0
Not Assigned	9	2	7	0
Total Votes Cast	975	260	706	9

County Superintendent of Schools

Vote For 1

	TOTAL	Polls	Early Provisional	S
WILLIAMS, DUSTIN	761	211	544	6
Write-In Totals	33	13	20	0
Not Assigned	33	13	20	0
Total Votes Cast	794	224	564	6

Precinct 155

County Treasurer

Vote For 1

	TOTAL	Polls	Early Provisional	S
JOHNSON, BRIAN	580	147	428	5
ACKERLEY, CHRIS	378	104	270	4
Write-In Totals	3	0	3	0
Not Assigned	3	0	3	0
Total Votes Cast	961	251	701	9

Justice of the Peace Precinct 9

Vote For 1

	TOTAL	Polls	Early Provisional	S
GARZA, RENEE ANN	776	214	559	3
Write-In Totals	27	12	15	0
Not Assigned	27	12	15	0
Total Votes Cast	803	226	574	3

Constable Precinct 9

Vote For 1

	TOTAL	Polls	Early Provisional	S
Write-In Totals	130	38	92	0
Not Assigned	130	38	92	0
Total Votes Cast	130	38	92	0

KING, KATHRYN H.

Vote For 1

	TOTAL	Polls	Early Provisional	S
Yes / Si	566	159	402	5
No	298	70	227	1
Total Votes Cast	864	229	629	6

BOLICK, CLINT

Vote For 1

	TOTAL	Polls	Early Provisional	S
Yes / Si	493	131	358	4
No	336	89	246	1
Total Votes Cast	829	220	604	5

ECKERSTROM, PETER J.

Vote For 1

	TOTAL	Polls	Early Provisional	S
Yes / Si	602	144	453	5
No	243	76	166	1
Total Votes Cast	845	220	619	6

Precinct 155

STARING, CHRISTOPHER P.

Vote For 1		TOTAL	Polls	Early Provisional	S
Yes / Si		558	137	415	6
No		260	73	187	0
Total Votes Cast		818	210	602	6

GRIFFIN, BRENDEN J.

Vote For 1		TOTAL	Polls	Early Provisional	S
Yes / Si		574	142	426	6
No		263	80	183	0
Total Votes Cast		837	222	609	6

LEE, KENNETH

Vote For 1		TOTAL	Polls	Early Provisional	S
Yes / Si		583	138	439	6
No		250	82	168	0
Total Votes Cast		833	220	607	6

BRYSON, KYLE A.

Vote For 1		TOTAL	Polls	Early Provisional	S
Yes / Si		569	131	432	6
No		258	83	175	0
Total Votes Cast		827	214	607	6

COHEN, GARY J.

Vote For 1		TOTAL	Polls	Early Provisional	S
Yes / Si		567	136	426	5
No		261	83	177	1
Total Votes Cast		828	219	603	6

GORDON, RICHARD E.

Vote For 1		TOTAL	Polls	Early Provisional	S
Yes / Si		584	138	441	5
No		247	80	166	1
Total Votes Cast		831	218	607	6

Precinct 155

BUTLER, MICHAEL J.

Vote For 1

	TOTAL	Polls	Early Provisional	S
Yes / Si	571	132	434	5
No	260	84	175	1
Total Votes Cast	831	216	609	6

YEHLING, WAYNE E.

Vote For 1

	TOTAL	Polls	Early Provisional	S
Yes / Si	562	135	421	6
No	270	83	187	0
Total Votes Cast	832	218	608	6

CONSTANT, DANIELLE J.K.

Vote For 1

	TOTAL	Polls	Early Provisional	S
Yes / Si	571	135	430	6
No	251	78	173	0
Total Votes Cast	822	213	603	6

METCALF, D. DOUGLAS

Vote For 1

	TOTAL	Polls	Early Provisional	S
Yes / Si	570	135	429	6
No	258	82	176	0
Total Votes Cast	828	217	605	6

MCGINLEY, CASEY F.

Vote For 1

	TOTAL	Polls	Early Provisional	S
Yes / Si	582	130	446	6
No	246	88	158	0
Total Votes Cast	828	218	604	6

SAKALL, GREG

Vote For 1

	TOTAL	Polls	Early Provisional	S
Yes / Si	560	126	428	6
No	265	89	176	0
Total Votes Cast	825	215	604	6

Precinct 155

WAGENER, JOAN L.

	TOTAL	Polls	Early Provisional	S
Vote For 1				
Yes / Si	571	132	434	5
No	255	84	170	1
Total Votes Cast	826	216	604	6

JOHNSON, KELLIE L.

	TOTAL	Polls	Early Provisional	S
Vote For 1				
Yes / Si	546	131	409	6
No	283	86	197	0
Total Votes Cast	829	217	606	6

ORTIZ, KIMBERLY H.

	TOTAL	Polls	Early Provisional	S
Vote For 1				
Yes / Si	607	149	452	6
No	224	71	153	0
Total Votes Cast	831	220	605	6

MCDONALD, SCOTT DAVID

	TOTAL	Polls	Early Provisional	S
Vote For 1				
Yes / Si	575	137	432	6
No	251	79	172	0
Total Votes Cast	826	216	604	6

ABRAMS, LISA ILKA

	TOTAL	Polls	Early Provisional	S
Vote For 1				
Yes / Si	598	148	445	5
No	238	72	165	1
Total Votes Cast	836	220	610	6

Governing Board - Sahuarita Unified School District No. 30

	TOTAL	Polls	Early Provisional	S
Vote For 3				
BRUNO, ANTHONY "TONY" ROCCO	1	0	1	0
FETTIG, DEBBIE	1	0	1	0
PETERSMARCK, AMY	2	0	2	0
REIS, DENISE	0	0	0	0
ZANIN, KATHRYN	1	0	1	0
Write-In Totals	0	0	0	0
Not Assigned	0	0	0	0
Total Votes Cast	5	0	5	0

Precinct 155

PROPOSITION 133

Vote For 1

	TOTAL	Polls	Early Provisional	S
Yes / Si	389	111	274	4
No	514	127	383	4
Total Votes Cast	903	238	657	8

PROPOSITION 134

Vote For 1

	TOTAL	Polls	Early Provisional	S
Yes / Si	352	89	257	6
No	545	149	394	2
Total Votes Cast	897	238	651	8

PROPOSITION 135

Vote For 1

	TOTAL	Polls	Early Provisional	S
Yes / Si	376	108	261	7
No	502	124	377	1
Total Votes Cast	878	232	638	8

PROPOSITION 136

Vote For 1

	TOTAL	Polls	Early Provisional	S
Yes / Si	305	71	230	4
No	577	156	417	4
Total Votes Cast	882	227	647	8

PROPOSITION 137

Vote For 1

	TOTAL	Polls	Early Provisional	S
Yes / Si	231	60	167	4
No	627	159	465	3
Total Votes Cast	858	219	632	7

PROPOSITION 138

Vote For 1

	TOTAL	Polls	Early Provisional	S
Yes / Si	184	55	125	4
No	731	189	538	4
Total Votes Cast	915	244	663	8

Precinct 155

PROPOSITION 139

Vote For 1

	TOTAL	Polls	Early Provisional	S
Yes / Si	655	165	483	7
No	314	87	223	4
Total Votes Cast	969	252	706	11

PROPOSITION 140

Vote For 1

	TOTAL	Polls	Early Provisional	S
Yes / Si	510	134	369	7
No	432	109	321	2
Total Votes Cast	942	243	690	9

PROPOSITION 311

Vote For 1

	TOTAL	Polls	Early Provisional	S
Yes / Si	629	162	459	8
No	312	80	232	0
Total Votes Cast	941	242	691	8

PROPOSITION 312

Vote For 1

	TOTAL	Polls	Early Provisional	S
Yes / Si	551	146	399	6
No	386	96	288	2
Total Votes Cast	937	242	687	8

PROPOSITION 313

Vote For 1

	TOTAL	Polls	Early Provisional	S
Yes / Si	621	158	457	6
No	293	79	214	0
Total Votes Cast	914	237	671	6

PROPOSITION 314

Vote For 1

	TOTAL	Polls	Early Provisional	S
Yes / Si	468	112	351	5
No	432	117	314	1
Total Votes Cast	900	229	665	6

Precinct 155

PROPOSITION 315

Vote For 1

	TOTAL	Polls	Early Provisional	S
Yes / Si	338	94	239	5
No	542	128	413	1
Total Votes Cast	880	222	652	6

Summary Results Report
 General Election
 November 5, 2024

OFFICIAL RESULTS
 Summary of Votes Cast
 County of Pima

Precinct 156

Statistics	TOTAL	Polls	Early Provisional	S
Registered Voters - Total	1,034			
Ballots Cast - Total	873	87	784	2
Ballots Cast - Blank	28	10	18	0
Voter Turnout - Total	84.43%			

Presidential Electors

Vote For 1	TOTAL	Polls	Early Provisional	S
HARRIS, KAMALA D.	443	34	408	1
TRUMP, DONALD J.	418	51	366	1
OLIVER, CHASE	3	1	2	0
STEIN, JILL	4	0	4	0
Write-In Totals	0	0	0	0
Write-In: Ayyadurai / Ellis	0	0	0	0
Write-In: Boddie / Stoneham	0	0	0	0
Write-In: De la Cruz / Garcia	0	0	0	0
Write-In: Shelton / Serra	0	0	0	0
Write-In: Skousen / Combs	0	0	0	0
Not Assigned	0	0	0	0
Total Votes Cast	868	86	780	2

U.S. Senator

Vote For 1	TOTAL	Polls	Early Provisional	S
GALLEGO, RUBEN	448	31	416	1
LAKE, KARI	375	49	325	1
QUINTANA, EDUARDO	19	3	16	0
Write-In Totals	0	0	0	0
Write-In: Williams, Sarah	0	0	0	0
Write-In: Beckett, Christopher	0	0	0	0
Write-In: Sanders, Steven Cavin	0	0	0	0
Write-In: Bozic, David	0	0	0	0
Write-In: Petty, Shawn	0	0	0	0
Write-In: Rodriguez, Benjamin	0	0	0	0
Write-In: Prosser, Jannie "Jannie"	0	0	0	0
Not Assigned	0	0	0	0
Total Votes Cast	842	83	757	2

U.S. Representative in Congress District 7

Vote For 1	TOTAL	Polls	Early Provisional	S
GRIJALVA, RAÚL M.	422	26	395	1
BUTIEREZ SR., DANIEL FRANCIS	410	54	355	1
Write-In Totals	0	0	0	0
Not Assigned	0	0	0	0
Total Votes Cast	832	80	750	2

Summary Results Report
 General Election
 November 5, 2024

OFFICIAL RESULTS
 Summary of Votes Cast
 County of Pima

Precinct 156

State Senator District 18

Vote For 1

	TOTAL	Polls	Early Provisional	S
SUNDARESHAN, PRIYA	490	34	455	1
Write-In Totals	28	7	21	0
Not Assigned	28	7	21	0
Total Votes Cast	518	41	476	1

State Representative Dist. 18

Vote For 2

	TOTAL	Polls	Early Provisional	S
GUTIERREZ, NANCY	383	24	358	1
MATHIS, CHRIS	365	13	352	0
ROSENBLUM, LEONARD "LEN"	399	51	347	1
Write-In Totals	7	0	7	0
Not Assigned	7	0	7	0
Total Votes Cast	1,154	88	1,064	2

Corporation Commissioner

Vote For 3

	TOTAL	Polls	Early Provisional	S
AGUILAR, YLENIA	367	21	345	1
HILL, JONATHON	365	19	346	0
POLACHECK, JOSHUA	352	18	334	0
LOPEZ, RENE	337	37	300	0
MARQUEZ PETERSON, LEA	342	37	304	1
WALDEN, RACHEL	368	45	323	0
CEASE, MIKE	26	1	25	0
LUXENBERG, NINA	29	3	26	0
Write-In Totals	2	0	2	0
Write-In: Bertone, Frank	0	0	0	0
Not Assigned	2	0	2	0
Total Votes Cast	2,188	181	2,005	2

Board of Supervisors District 4

Vote For 1

	TOTAL	Polls	Early Provisional	S
BECHTOL, VANESSA	399	22	376	1
CHRISTY, STEPHEN W. "STEVE"	417	57	359	1
Write-In Totals	1	0	1	0
Not Assigned	1	0	1	0
Total Votes Cast	817	79	736	2

Precinct 156

County Assessor

Vote For 1

	TOTAL	Polls	Early Provisional	S
DROUBIE, SUZANNE	512	34	477	1
Write-In Totals	22	6	16	0
Not Assigned	22	6	16	0
Total Votes Cast	534	40	493	1

County Attorney

Vote For 1

	TOTAL	Polls	Early Provisional	S
CONOVER, LAURA	447	24	422	1
DRUAN, HOWARD	168	22	145	1
Write-In Totals	11	2	9	0
Not Assigned	11	2	9	0
Total Votes Cast	626	48	576	2

County Recorder

Vote For 1

	TOTAL	Polls	Early Provisional	S
CÁZARES-KELLY, GABRIELLA	422	25	396	1
CAMPBELL-GONZALEZ, DOMINIC	382	50	331	1
Write-In Totals	1	0	1	0
Not Assigned	1	0	1	0
Total Votes Cast	805	75	728	2

County Sheriff

Vote For 1

	TOTAL	Polls	Early Provisional	S
NANOS, CHRIS	389	25	363	1
LAPPIN, HEATHER	437	52	384	1
Write-In Totals	4	1	3	0
Write-In: Di Genova, Trista	0	0	0	0
Not Assigned	4	1	3	0
Total Votes Cast	830	78	750	2

County Superintendent of Schools

Vote For 1

	TOTAL	Polls	Early Provisional	S
WILLIAMS, DUSTIN	510	31	478	1
Write-In Totals	24	6	18	0
Not Assigned	24	6	18	0
Total Votes Cast	534	37	496	1

Precinct 156

County Treasurer

Vote For 1

	TOTAL	Polls	Early Provisional	S
JOHNSON, BRIAN	390	20	369	1
ACKERLEY, CHRIS	431	56	374	1
Write-In Totals	1	0	1	0
Not Assigned	1	0	1	0
Total Votes Cast	822	76	744	2

Justice of the Peace Precinct 2

Vote For 1

	TOTAL	Polls	Early Provisional	S
CORNEJO, ERICA	520	30	489	1
Write-In Totals	22	7	15	0
Not Assigned	22	7	15	0
Total Votes Cast	542	37	504	1

KING, KATHRYN H.

Vote For 1

	TOTAL	Polls	Early Provisional	S
Yes / Si	433	33	398	2
No	270	24	246	0
Total Votes Cast	703	57	644	2

BOLICK, CLINT

Vote For 1

	TOTAL	Polls	Early Provisional	S
Yes / Si	401	31	368	2
No	291	24	267	0
Total Votes Cast	692	55	635	2

ECKERSTROM, PETER J.

Vote For 1

	TOTAL	Polls	Early Provisional	S
Yes / Si	476	31	443	2
No	178	24	154	0
Total Votes Cast	654	55	597	2

STARING, CHRISTOPHER P.

Vote For 1

	TOTAL	Polls	Early Provisional	S
Yes / Si	472	31	439	2
No	172	22	150	0
Total Votes Cast	644	53	589	2

Precinct 156

GRIFFIN, BRENDEN J.

Vote For 1

	TOTAL	Polls	Early Provisional	S
Yes / Si	457	30	425	2
No	169	21	148	0
Total Votes Cast	626	51	573	2

LEE, KENNETH

Vote For 1

	TOTAL	Polls	Early Provisional	S
Yes / Si	452	28	422	2
No	167	22	145	0
Total Votes Cast	619	50	567	2

BRYSON, KYLE A.

Vote For 1

	TOTAL	Polls	Early Provisional	S
Yes / Si	473	33	438	2
No	156	18	138	0
Total Votes Cast	629	51	576	2

COHEN, GARY J.

Vote For 1

	TOTAL	Polls	Early Provisional	S
Yes / Si	456	30	424	2
No	166	21	145	0
Total Votes Cast	622	51	569	2

GORDON, RICHARD E.

Vote For 1

	TOTAL	Polls	Early Provisional	S
Yes / Si	452	31	419	2
No	168	20	148	0
Total Votes Cast	620	51	567	2

BUTLER, MICHAEL J.

Vote For 1

	TOTAL	Polls	Early Provisional	S
Yes / Si	459	28	429	2
No	165	23	142	0
Total Votes Cast	624	51	571	2

Precinct 156

YEHLING, WAYNE E.

Vote For 1

	TOTAL	Polls	Early Provisional	S
Yes / Si	446	26	418	2
No	175	24	151	0
Total Votes Cast	621	50	569	2

CONSTANT, DANIELLE J.K.

Vote For 1

	TOTAL	Polls	Early Provisional	S
Yes / Si	453	32	419	2
No	173	20	153	0
Total Votes Cast	626	52	572	2

METCALF, D. DOUGLAS

Vote For 1

	TOTAL	Polls	Early Provisional	S
Yes / Si	452	29	421	2
No	170	22	148	0
Total Votes Cast	622	51	569	2

MCGINLEY, CASEY F.

Vote For 1

	TOTAL	Polls	Early Provisional	S
Yes / Si	459	26	431	2
No	161	25	136	0
Total Votes Cast	620	51	567	2

SAKALL, GREG

Vote For 1

	TOTAL	Polls	Early Provisional	S
Yes / Si	446	28	416	2
No	177	22	155	0
Total Votes Cast	623	50	571	2

WAGENER, JOAN L.

Vote For 1

	TOTAL	Polls	Early Provisional	S
Yes / Si	461	33	426	2
No	165	19	146	0
Total Votes Cast	626	52	572	2

Precinct 156

JOHNSON, KELLIE L.

Vote For 1

	TOTAL	Polls	Early Provisional	s
Yes / Si	430	29	399	2
No	192	21	171	0
Total Votes Cast	622	50	570	2

ORTIZ, KIMBERLY H.

Vote For 1

	TOTAL	Polls	Early Provisional	s
Yes / Si	464	27	435	2
No	154	23	131	0
Total Votes Cast	618	50	566	2

MCDONALD, SCOTT DAVID

Vote For 1

	TOTAL	Polls	Early Provisional	s
Yes / Si	444	28	414	2
No	171	23	148	0
Total Votes Cast	615	51	562	2

ABRAMS, LISA ILKA

Vote For 1

	TOTAL	Polls	Early Provisional	s
Yes / Si	473	34	437	2
No	152	18	134	0
Total Votes Cast	625	52	571	2

Governing Board - Tucson Unified School District (TUSD) No. 1

Vote For 3

	TOTAL	Polls	Early Provisional	s
ACOSTA RUIZ, PILAR	305	16	289	0
FLORES, ESTEBAN	247	20	227	0
LUNA ROSE, NATALIE	410	25	383	2
SHAH, RAVI	215	14	201	0
SHAW, SADIE	359	26	333	0
Write-In Totals	10	0	10	0
Not Assigned	10	0	10	0
Total Votes Cast	1,546	101	1,443	2

PROPOSITION 133

Vote For 1

	TOTAL	Polls	Early Provisional	s
Yes / Si	319	32	285	2
No	436	36	400	0
Total Votes Cast	755	68	685	2

Precinct 156

PROPOSITION 134

Vote For 1

	TOTAL	Polls	Early Provisional	S
Yes / Si	289	28	260	1
No	471	40	430	1
Total Votes Cast	760	68	690	2

PROPOSITION 135

Vote For 1

	TOTAL	Polls	Early Provisional	S
Yes / Si	331	36	295	0
No	415	31	383	1
Total Votes Cast	746	67	678	1

PROPOSITION 136

Vote For 1

	TOTAL	Polls	Early Provisional	S
Yes / Si	249	20	229	0
No	491	45	444	2
Total Votes Cast	740	65	673	2

PROPOSITION 137

Vote For 1

	TOTAL	Polls	Early Provisional	S
Yes / Si	157	11	145	1
No	590	56	533	1
Total Votes Cast	747	67	678	2

PROPOSITION 138

Vote For 1

	TOTAL	Polls	Early Provisional	S
Yes / Si	185	17	168	0
No	585	55	528	2
Total Votes Cast	770	72	696	2

PROPOSITION 139

Vote For 1

	TOTAL	Polls	Early Provisional	S
Yes / Si	544	42	501	1
No	280	34	245	1
Total Votes Cast	824	76	746	2

Precinct 156

PROPOSITION 140

Vote For 1

	TOTAL	Polls	Early Provisional	S
Yes / Si	408	44	363	1
No	400	29	370	1
Total Votes Cast	808	73	733	2

PROPOSITION 311

Vote For 1

	TOTAL	Polls	Early Provisional	S
Yes / Si	535	44	490	1
No	274	29	244	1
Total Votes Cast	809	73	734	2

PROPOSITION 312

Vote For 1

	TOTAL	Polls	Early Provisional	S
Yes / Si	496	51	444	1
No	304	19	284	1
Total Votes Cast	800	70	728	2

PROPOSITION 313

Vote For 1

	TOTAL	Polls	Early Provisional	S
Yes / Si	522	51	469	2
No	254	19	235	0
Total Votes Cast	776	70	704	2

PROPOSITION 314

Vote For 1

	TOTAL	Polls	Early Provisional	S
Yes / Si	511	55	456	0
No	259	14	243	2
Total Votes Cast	770	69	699	2

PROPOSITION 315

Vote For 1

	TOTAL	Polls	Early Provisional	S
Yes / Si	371	39	332	0
No	376	27	347	2
Total Votes Cast	747	66	679	2

Summary Results Report
 General Election
 November 5, 2024

OFFICIAL RESULTS
 Summary of Votes Cast
 County of Pima

Precinct 157

Statistics	TOTAL	Polls	Early Provisionals	
Registered Voters - Total	3,344			
Ballots Cast - Total	2,094	377	1,693	24
Ballots Cast - Blank	48	21	23	4
Voter Turnout - Total	62.62%			

Presidential Electors

Vote For 1	TOTAL	Polls	Early Provisionals	
HARRIS, KAMALA D.	1,391	195	1,181	15
TRUMP, DONALD J.	664	174	481	9
OLIVER, CHASE	7	1	6	0
STEIN, JILL	10	2	8	0
Write-In Totals	8	1	7	0
Write-In: Ayyadurai / Ellis	0	0	0	0
Write-In: Boddie / Stoneham	0	0	0	0
Write-In: De la Cruz / Garcia	0	0	0	0
Write-In: Shelton / Serra	0	0	0	0
Write-In: Skousen / Combs	1	0	1	0
Not Assigned	7	1	6	0
Total Votes Cast	2,080	373	1,683	24

U.S. Senator

Vote For 1	TOTAL	Polls	Early Provisionals	
GALLEGO, RUBEN	1,438	210	1,213	15
LAKE, KARI	537	138	391	8
QUINTANA, EDUARDO	66	15	51	0
Write-In Totals	3	0	3	0
Write-In: Williams, Sarah	0	0	0	0
Write-In: Beckett, Christopher	1	0	1	0
Write-In: Sanders, Steven Cavin	0	0	0	0
Write-In: Bozic, David	0	0	0	0
Write-In: Petty, Shawn	0	0	0	0
Write-In: Rodriguez, Benjamin	0	0	0	0
Write-In: Prosser, Jannie "Jannie"	0	0	0	0
Not Assigned	2	0	2	0
Total Votes Cast	2,044	363	1,658	23

U.S. Representative in Congress District 7

Vote For 1	TOTAL	Polls	Early Provisionals	
GRIJALVA, RAÚL M.	1,432	214	1,203	15
BUTIEREZ SR., DANIEL FRANCIS	586	144	435	7
Write-In Totals	5	0	5	0
Not Assigned	5	0	5	0
Total Votes Cast	2,023	358	1,643	22

Precinct 157

State Senator District 20

Vote For 1

	TOTAL	Polls	Early Provisional	S
GONZALES, SALLY ANN	1,619	258	1,346	15
Write-In Totals	42	10	31	1
Not Assigned	42	10	31	1
Total Votes Cast	1,661	268	1,377	16

State Representative Dist. 20

Vote For 2

	TOTAL	Polls	Early Provisional	S
HERNANDEZ, ALMA	1,396	210	1,174	12
VILLEGAS, BETTY	1,043	113	919	11
Write-In Totals	60	14	46	0
Not Assigned	60	14	46	0
Total Votes Cast	2,499	337	2,139	23

Corporation Commissioner

Vote For 3

	TOTAL	Polls	Early Provisional	S
AGUILAR, YLENIA	1,260	173	1,077	10
HILL, JONATHON	1,044	105	931	8
POLACHECK, JOSHUA	973	92	874	7
LOPEZ, RENE	515	117	394	4
MARQUEZ PETERSON, LEA	470	95	372	3
WALDEN, RACHEL	422	86	333	3
CEASE, MIKE	60	11	49	0
LUXENBERG, NINA	79	11	67	1
Write-In Totals	1	0	1	0
Write-In: Bertone, Frank	0	0	0	0
Not Assigned	1	0	1	0
Total Votes Cast	4,824	690	4,098	36

Board of Supervisors District 5

Vote For 1

	TOTAL	Polls	Early Provisional	S
GRIJALVA, ADELITA	1,387	217	1,155	15
ROMERO, VAL	536	103	429	4
Write-In Totals	10	3	7	0
Not Assigned	10	3	7	0
Total Votes Cast	1,933	323	1,591	19

Precinct 157

County Assessor

Vote For 1

	TOTAL	Polls	Early Provisional	S
DROUBIE, SUZANNE	1,580	252	1,311	17
Write-In Totals	40	11	29	0
Not Assigned	40	11	29	0
Total Votes Cast	1,620	263	1,340	17

County Attorney

Vote For 1

	TOTAL	Polls	Early Provisional	S
CONOVER, LAURA	1,409	217	1,178	14
DRUAN, HOWARD	339	73	261	5
Write-In Totals	19	6	13	0
Not Assigned	19	6	13	0
Total Votes Cast	1,767	296	1,452	19

County Recorder

Vote For 1

	TOTAL	Polls	Early Provisional	S
CÁZARES-KELLY, GABRIELLA	1,381	194	1,173	14
CAMPBELL-GONZALEZ, DOMINIC	534	137	390	7
Write-In Totals	3	0	3	0
Not Assigned	3	0	3	0
Total Votes Cast	1,918	331	1,566	21

County Sheriff

Vote For 1

	TOTAL	Polls	Early Provisional	S
NANOS, CHRIS	1,257	186	1,057	14
LAPPIN, HEATHER	696	158	530	8
Write-In Totals	3	0	3	0
Write-In: Di Genova, Trista	0	0	0	0
Not Assigned	3	0	3	0
Total Votes Cast	1,956	344	1,590	22

County Superintendent of Schools

Vote For 1

	TOTAL	Polls	Early Provisional	S
WILLIAMS, DUSTIN	1,580	250	1,313	17
Write-In Totals	41	12	29	0
Not Assigned	41	12	29	0
Total Votes Cast	1,621	262	1,342	17

Precinct 157

County Treasurer

Vote For 1

	TOTAL	Polls	Early Provisional	S
JOHNSON, BRIAN	1,318	180	1,124	14
ACKERLEY, CHRIS	623	147	469	7
Write-In Totals	1	0	1	0
Not Assigned	1	0	1	0
Total Votes Cast	1,942	327	1,594	21

Justice of the Peace Precinct 9

Vote For 1

	TOTAL	Polls	Early Provisional	S
GARZA, RENEE ANN	1,589	253	1,320	16
Write-In Totals	40	11	29	0
Not Assigned	40	11	29	0
Total Votes Cast	1,629	264	1,349	16

Constable Precinct 9

Vote For 1

	TOTAL	Polls	Early Provisional	S
Write-In Totals	200	33	163	4
Not Assigned	200	33	163	4
Total Votes Cast	200	33	163	4

KING, KATHRYN H.

Vote For 1

	TOTAL	Polls	Early Provisional	S
Yes / Si	959	175	773	11
No	798	108	685	5
Total Votes Cast	1,757	283	1,458	16

BOLICK, CLINT

Vote For 1

	TOTAL	Polls	Early Provisional	S
Yes / Si	884	144	727	13
No	833	129	700	4
Total Votes Cast	1,717	273	1,427	17

ECKERSTROM, PETER J.

Vote For 1

	TOTAL	Polls	Early Provisional	S
Yes / Si	1,202	173	1,018	11
No	470	91	374	5
Total Votes Cast	1,672	264	1,392	16

Precinct 157

STARING, CHRISTOPHER P.

Vote For 1

	TOTAL	Polls	Early Provisional	S
Yes / Si	1,119	171	938	10
No	524	91	427	6
Total Votes Cast	1,643	262	1,365	16

GRIFFIN, BRENDEN J.

Vote For 1

	TOTAL	Polls	Early Provisional	S
Yes / Si	1,169	176	982	11
No	495	93	397	5
Total Votes Cast	1,664	269	1,379	16

LEE, KENNETH

Vote For 1

	TOTAL	Polls	Early Provisional	S
Yes / Si	1,147	170	966	11
No	502	94	404	4
Total Votes Cast	1,649	264	1,370	15

BRYSON, KYLE A.

Vote For 1

	TOTAL	Polls	Early Provisional	S
Yes / Si	1,165	169	984	12
No	482	96	382	4
Total Votes Cast	1,647	265	1,366	16

COHEN, GARY J.

Vote For 1

	TOTAL	Polls	Early Provisional	S
Yes / Si	1,148	168	970	10
No	482	91	386	5
Total Votes Cast	1,630	259	1,356	15

GORDON, RICHARD E.

Vote For 1

	TOTAL	Polls	Early Provisional	S
Yes / Si	1,154	160	981	13
No	488	101	384	3
Total Votes Cast	1,642	261	1,365	16

Precinct 157

BUTLER, MICHAEL J.

Vote For 1

	TOTAL	Polls	Early Provisional	S
Yes / Si	1,169	161	996	12
No	477	104	369	4
Total Votes Cast	1,646	265	1,365	16

YEHLING, WAYNE E.

Vote For 1

	TOTAL	Polls	Early Provisional	S
Yes / Si	1,133	170	952	11
No	515	97	413	5
Total Votes Cast	1,648	267	1,365	16

CONSTANT, DANIELLE J.K.

Vote For 1

	TOTAL	Polls	Early Provisional	S
Yes / Si	1,113	168	935	10
No	526	94	427	5
Total Votes Cast	1,639	262	1,362	15

METCALF, D. DOUGLAS

Vote For 1

	TOTAL	Polls	Early Provisional	S
Yes / Si	1,144	162	969	13
No	492	99	389	4
Total Votes Cast	1,636	261	1,358	17

MCGINLEY, CASEY F.

Vote For 1

	TOTAL	Polls	Early Provisional	S
Yes / Si	1,167	169	987	11
No	480	99	376	5
Total Votes Cast	1,647	268	1,363	16

SAKALL, GREG

Vote For 1

	TOTAL	Polls	Early Provisional	S
Yes / Si	1,121	167	943	11
No	515	98	413	4
Total Votes Cast	1,636	265	1,356	15

Precinct 157

WAGENER, JOAN L.

Vote For 1

	TOTAL	Polls	Early Provisional	S
Yes / Si	1,143	166	966	11
No	496	95	396	5
Total Votes Cast	1,639	261	1,362	16

JOHNSON, KELLIE L.

Vote For 1

	TOTAL	Polls	Early Provisional	S
Yes / Si	1,063	163	888	12
No	585	105	476	4
Total Votes Cast	1,648	268	1,364	16

ORTIZ, KIMBERLY H.

Vote For 1

	TOTAL	Polls	Early Provisional	S
Yes / Si	1,203	179	1,011	13
No	444	86	355	3
Total Votes Cast	1,647	265	1,366	16

MCDONALD, SCOTT DAVID

Vote For 1

	TOTAL	Polls	Early Provisional	S
Yes / Si	1,136	170	954	12
No	500	90	407	3
Total Votes Cast	1,636	260	1,361	15

ABRAMS, LISA ILKA

Vote For 1

	TOTAL	Polls	Early Provisional	S
Yes / Si	1,176	178	987	11
No	474	88	381	5
Total Votes Cast	1,650	266	1,368	16

Governing Board - Tucson Unified School District (TUSD) No. 1

Vote For 3

	TOTAL	Polls	Early Provisional	S
ACOSTA RUIZ, PILAR	897	130	760	7
FLORES, ESTEBAN	946	144	794	8
LUNA ROSE, NATALIE	1,097	136	952	9
SHAH, RAVI	568	63	500	5
SHAW, SADIE	568	65	499	4
Write-In Totals	20	7	13	0
Not Assigned	20	7	13	0
Total Votes Cast	4,096	545	3,518	33

Precinct 157

Board of Governors - Pima Community College Dist. 5

Vote For 1

	TOTAL	Polls	Early Provisional	S
GONZALES, LUIS LOPEZ	602	116	480	6
MORALES, KARLA	1,047	155	883	9
Write-In Totals	13	5	8	0
Not Assigned	13	5	8	0
Total Votes Cast	1,662	276	1,371	15

PROPOSITION 133

Vote For 1

	TOTAL	Polls	Early Provisional	S
Yes / Si	638	146	480	12
No	1,233	170	1,058	5
Total Votes Cast	1,871	316	1,538	17

PROPOSITION 134

Vote For 1

	TOTAL	Polls	Early Provisional	S
Yes / Si	590	151	429	10
No	1,283	169	1,106	8
Total Votes Cast	1,873	320	1,535	18

PROPOSITION 135

Vote For 1

	TOTAL	Polls	Early Provisional	S
Yes / Si	641	154	475	12
No	1,199	162	1,033	4
Total Votes Cast	1,840	316	1,508	16

PROPOSITION 136

Vote For 1

	TOTAL	Polls	Early Provisional	S
Yes / Si	507	117	380	10
No	1,319	190	1,124	5
Total Votes Cast	1,826	307	1,504	15

PROPOSITION 137

Vote For 1

	TOTAL	Polls	Early Provisional	S
Yes / Si	376	90	278	8
No	1,457	224	1,224	9
Total Votes Cast	1,833	314	1,502	17

Precinct 157

PROPOSITION 138

Vote For 1

	TOTAL	Polls	Early Provisional	S
Yes / Si	351	84	260	7
No	1,547	243	1,293	11
Total Votes Cast	1,898	327	1,553	18

PROPOSITION 139

Vote For 1

	TOTAL	Polls	Early Provisional	S
Yes / Si	1,481	238	1,229	14
No	504	113	385	6
Total Votes Cast	1,985	351	1,614	20

PROPOSITION 140

Vote For 1

	TOTAL	Polls	Early Provisional	S
Yes / Si	893	182	701	10
No	1,038	150	880	8
Total Votes Cast	1,931	332	1,581	18

PROPOSITION 311

Vote For 1

	TOTAL	Polls	Early Provisional	S
Yes / Si	1,145	234	894	17
No	796	101	694	1
Total Votes Cast	1,941	335	1,588	18

PROPOSITION 312

Vote For 1

	TOTAL	Polls	Early Provisional	S
Yes / Si	995	206	777	12
No	930	127	798	5
Total Votes Cast	1,925	333	1,575	17

PROPOSITION 313

Vote For 1

	TOTAL	Polls	Early Provisional	S
Yes / Si	1,068	221	835	12
No	801	95	702	4
Total Votes Cast	1,869	316	1,537	16

Precinct 157

PROPOSITION 314

Vote For 1

	TOTAL	Polls	Early Provisional	S
Yes / Si	899	181	708	10
No	956	129	821	6
Total Votes Cast	1,855	310	1,529	16

PROPOSITION 315

Vote For 1

	TOTAL	Polls	Early Provisional	S
Yes / Si	645	138	498	9
No	1,163	161	995	7
Total Votes Cast	1,808	299	1,493	16

Precinct 158

Statistics	TOTAL	Polls	Early Provisional	s
Registered Voters - Total	1,916			
Ballots Cast - Total	1,701	158	1,536	7
Ballots Cast - Blank	28	5	21	2
Voter Turnout - Total	88.78%			

Presidential Electors

Vote For 1	TOTAL	Polls	Early Provisional	s
HARRIS, KAMALA D.	1,076	74	998	4
TRUMP, DONALD J.	603	83	517	3
OLIVER, CHASE	8	0	8	0
STEIN, JILL	3	0	3	0
Write-In Totals	2	1	1	0
Write-In: Ayyadurai / Ellis	0	0	0	0
Write-In: Boddie / Stoneham	0	0	0	0
Write-In: De la Cruz / Garcia	0	0	0	0
Write-In: Shelton / Serra	0	0	0	0
Write-In: Skousen / Combs	0	0	0	0
Not Assigned	2	1	1	0
Total Votes Cast	1,692	158	1,527	7

U.S. Senator

Vote For 1	TOTAL	Polls	Early Provisional	s
GALLEGO, RUBEN	1,084	80	1,000	4
LAKE, KARI	551	73	475	3
QUINTANA, EDUARDO	25	2	23	0
Write-In Totals	2	0	2	0
Write-In: Williams, Sarah	0	0	0	0
Write-In: Beckett, Christopher	0	0	0	0
Write-In: Sanders, Steven Cavin	0	0	0	0
Write-In: Bozic, David	0	0	0	0
Write-In: Petty, Shawn	0	0	0	0
Write-In: Rodriguez, Benjamin	0	0	0	0
Write-In: Prosser, Jannie "Jannie"	0	0	0	0
Not Assigned	2	0	2	0
Total Votes Cast	1,662	155	1,500	7

Precinct 158

U.S. Representative in Congress District 6

Vote For 1

	TOTAL	Polls	Early Provisional	s
ENGEL, KIRSTEN	1,017	70	943	4
CISCOMANI, JUAN	618	79	538	1
EASTWOOD, ATHENA	21	3	17	1
Write-In Totals	7	2	5	0
Write-In: Pozzolo, Luis	0	0	0	0
Not Assigned	7	2	5	0
Total Votes Cast	1,663	154	1,503	6

State Senator District 18

Vote For 1

	TOTAL	Polls	Early Provisional	s
SUNDARESHAN, PRIYA	1,141	90	1,047	4
Write-In Totals	40	13	26	1
Not Assigned	40	13	26	1
Total Votes Cast	1,181	103	1,073	5

State Representative Dist. 18

Vote For 2

	TOTAL	Polls	Early Provisional	s
GUTIERREZ, NANCY	1,000	64	932	4
MATHIS, CHRIS	904	47	855	2
ROSENBLUM, LEONARD "LEN"	609	78	529	2
Write-In Totals	15	7	7	1
Not Assigned	15	7	7	1
Total Votes Cast	2,528	196	2,323	9

Corporation Commissioner

Vote For 3

	TOTAL	Polls	Early Provisional	s
AGUILAR, YLENIA	925	55	866	4
HILL, JONATHON	928	58	870	0
POLACHECK, JOSHUA	896	49	847	0
LOPEZ, RENE	533	63	469	1
MARQUEZ PETERSON, LEA	571	68	501	2
WALDEN, RACHEL	541	61	478	2
CEASE, MIKE	37	4	33	0
LUXENBERG, NINA	51	3	47	1
Write-In Totals	5	2	3	0
Write-In: Bertone, Frank	0	0	0	0
Not Assigned	5	2	3	0
Total Votes Cast	4,487	363	4,114	10

Precinct 158

Board of Supervisors District 1

Vote For 1

	TOTAL	Polls	Early Provisional	S
SCOTT, REX	999	65	931	3
SPAIN, STEVE	614	84	529	1
Write-In Totals	0	0	0	0
Not Assigned	0	0	0	0
Total Votes Cast	1,613	149	1,460	4

County Assessor

Vote For 1

	TOTAL	Polls	Early Provisional	S
DROUBIE, SUZANNE	1,136	92	1,040	4
Write-In Totals	30	9	20	1
Not Assigned	30	9	20	1
Total Votes Cast	1,166	101	1,060	5

County Attorney

Vote For 1

	TOTAL	Polls	Early Provisional	S
CONOVER, LAURA	1,023	76	943	4
DRUAN, HOWARD	239	38	201	0
Write-In Totals	30	5	24	1
Not Assigned	30	5	24	1
Total Votes Cast	1,292	119	1,168	5

County Recorder

Vote For 1

	TOTAL	Polls	Early Provisional	S
CÁZARES-KELLY, GABRIELLA	1,003	66	933	4
CAMPBELL-GONZALEZ, DOMINIC	571	78	492	1
Write-In Totals	0	0	0	0
Not Assigned	0	0	0	0
Total Votes Cast	1,574	144	1,425	5

County Sheriff

Vote For 1

	TOTAL	Polls	Early Provisional	S
NANOS, CHRIS	831	54	773	4
LAPPIN, HEATHER	767	96	669	2
Write-In Totals	6	0	6	0
Write-In: Di Genova, Trista	2	0	2	0
Not Assigned	4	0	4	0
Total Votes Cast	1,604	150	1,448	6

Precinct 158

County Superintendent of Schools

Vote For 1

	TOTAL	Polls	Early Provisional	S
WILLIAMS, DUSTIN	1,123	92	1,027	4
Write-In Totals	33	8	24	1
Not Assigned	33	8	24	1
Total Votes Cast	1,156	100	1,051	5

County Treasurer

Vote For 1

	TOTAL	Polls	Early Provisional	S
JOHNSON, BRIAN	917	58	856	3
ACKERLEY, CHRIS	679	87	590	2
Write-In Totals	1	0	1	0
Not Assigned	1	0	1	0
Total Votes Cast	1,597	145	1,447	5

Constable Precinct 1

Vote For 1

	TOTAL	Polls	Early Provisional	S
ROOSEVELT, MARK	965	65	897	3
ROWLAND, DANIEL	605	77	527	1
Write-In Totals	1	0	1	0
Not Assigned	1	0	1	0
Total Votes Cast	1,571	142	1,425	4

KING, KATHRYN H.

Vote For 1

	TOTAL	Polls	Early Provisional	S
Yes / Si	550	64	484	2
No	786	48	737	1
Total Votes Cast	1,336	112	1,221	3

BOLICK, CLINT

Vote For 1

	TOTAL	Polls	Early Provisional	S
Yes / Si	542	62	477	3
No	790	49	741	0
Total Votes Cast	1,332	111	1,218	3

ECKERSTROM, PETER J.

Vote For 1

	TOTAL	Polls	Early Provisional	S
Yes / Si	927	69	855	3
No	238	28	210	0
Total Votes Cast	1,165	97	1,065	3

Precinct 158

STARING, CHRISTOPHER P.

Vote For 1

	TOTAL	Polls	Early Provisional	S
Yes / Si	887	69	815	3
No	280	25	255	0
Total Votes Cast	1,167	94	1,070	3

GRIFFIN, BRENDEN J.

Vote For 1

	TOTAL	Polls	Early Provisional	S
Yes / Si	839	60	776	3
No	284	33	251	0
Total Votes Cast	1,123	93	1,027	3

LEE, KENNETH

Vote For 1

	TOTAL	Polls	Early Provisional	S
Yes / Si	856	65	789	2
No	260	28	231	1
Total Votes Cast	1,116	93	1,020	3

BRYSON, KYLE A.

Vote For 1

	TOTAL	Polls	Early Provisional	S
Yes / Si	870	66	802	2
No	241	27	213	1
Total Votes Cast	1,111	93	1,015	3

COHEN, GARY J.

Vote For 1

	TOTAL	Polls	Early Provisional	S
Yes / Si	863	63	798	2
No	249	30	218	1
Total Votes Cast	1,112	93	1,016	3

GORDON, RICHARD E.

Vote For 1

	TOTAL	Polls	Early Provisional	S
Yes / Si	874	64	807	3
No	233	29	204	0
Total Votes Cast	1,107	93	1,011	3

Precinct 158

BUTLER, MICHAEL J.

Vote For 1

	TOTAL	Polls	Early Provisional	S
Yes / Si	878	63	812	3
No	241	30	211	0
Total Votes Cast	1,119	93	1,023	3

YEHLING, WAYNE E.

Vote For 1

	TOTAL	Polls	Early Provisional	S
Yes / Si	857	65	790	2
No	251	29	221	1
Total Votes Cast	1,108	94	1,011	3

CONSTANT, DANIELLE J.K.

Vote For 1

	TOTAL	Polls	Early Provisional	S
Yes / Si	823	63	758	2
No	292	30	261	1
Total Votes Cast	1,115	93	1,019	3

METCALF, D. DOUGLAS

Vote For 1

	TOTAL	Polls	Early Provisional	S
Yes / Si	869	65	801	3
No	244	29	215	0
Total Votes Cast	1,113	94	1,016	3

MCGINLEY, CASEY F.

Vote For 1

	TOTAL	Polls	Early Provisional	S
Yes / Si	881	67	812	2
No	236	26	209	1
Total Votes Cast	1,117	93	1,021	3

SAKALL, GREG

Vote For 1

	TOTAL	Polls	Early Provisional	S
Yes / Si	851	63	786	2
No	271	30	240	1
Total Votes Cast	1,122	93	1,026	3

Precinct 158

WAGENER, JOAN L.

Vote For 1				
	TOTAL	Polls	Early Provisional	S
Yes / Si	860	67	791	2
No	259	27	231	1
Total Votes Cast	1,119	94	1,022	3

JOHNSON, KELLIE L.

Vote For 1				
	TOTAL	Polls	Early Provisional	S
Yes / Si	703	62	639	2
No	438	34	403	1
Total Votes Cast	1,141	96	1,042	3

ORTIZ, KIMBERLY H.

Vote For 1				
	TOTAL	Polls	Early Provisional	S
Yes / Si	871	64	804	3
No	242	28	214	0
Total Votes Cast	1,113	92	1,018	3

MCDONALD, SCOTT DAVID

Vote For 1				
	TOTAL	Polls	Early Provisional	S
Yes / Si	830	63	765	2
No	267	29	237	1
Total Votes Cast	1,097	92	1,002	3

ABRAMS, LISA ILKA

Vote For 1				
	TOTAL	Polls	Early Provisional	S
Yes / Si	873	67	804	2
No	243	25	217	1
Total Votes Cast	1,116	92	1,021	3

Governing Board - Catalina Foothills Unified School District No. 16

Vote For 1				
	TOTAL	Polls	Early Provisional	S
ARISPE, BROOKE	343	33	308	2
JACKSON, EILEEN	841	55	785	1
Write-In Totals	9	2	6	1
Not Assigned	9	2	6	1
Total Votes Cast	1,193	90	1,099	4

Precinct 158

Governing Board - Catalina Foothills Unified School District No. 16

Vote For 2

	TOTAL	Polls	Early Provisional	S
DAVOLI, JACQUELYN	814	49	762	3
LOGUE, TOM	721	38	682	1
PEMBERTON, BART	392	39	352	1
REPSCHER, JENNIFER	478	53	424	1
Write-In Totals	7	2	5	0
Not Assigned	7	2	5	0
Total Votes Cast	2,412	181	2,225	6

PROPOSITION 133

Vote For 1

	TOTAL	Polls	Early Provisional	S
Yes / Si	470	52	417	1
No	1,063	85	976	2
Total Votes Cast	1,533	137	1,393	3

PROPOSITION 134

Vote For 1

	TOTAL	Polls	Early Provisional	S
Yes / Si	456	58	398	0
No	1,077	81	993	3
Total Votes Cast	1,533	139	1,391	3

PROPOSITION 135

Vote For 1

	TOTAL	Polls	Early Provisional	S
Yes / Si	525	65	460	0
No	994	74	917	3
Total Votes Cast	1,519	139	1,377	3

PROPOSITION 136

Vote For 1

	TOTAL	Polls	Early Provisional	S
Yes / Si	405	46	359	0
No	1,118	89	1,026	3
Total Votes Cast	1,523	135	1,385	3

PROPOSITION 137

Vote For 1

	TOTAL	Polls	Early Provisional	S
Yes / Si	257	32	225	0
No	1,247	104	1,140	3
Total Votes Cast	1,504	136	1,365	3

Precinct 158

PROPOSITION 138

Vote For 1	TOTAL	Polls	Early Provisional	S
Yes / Si	270	31	239	0
No	1,289	109	1,176	4
Total Votes Cast	1,559	140	1,415	4

PROPOSITION 139

Vote For 1	TOTAL	Polls	Early Provisional	S
Yes / Si	1,195	87	1,104	4
No	415	61	354	0
Total Votes Cast	1,610	148	1,458	4

PROPOSITION 140

Vote For 1	TOTAL	Polls	Early Provisional	S
Yes / Si	614	67	546	1
No	958	74	882	2
Total Votes Cast	1,572	141	1,428	3

PROPOSITION 311

Vote For 1	TOTAL	Polls	Early Provisional	S
Yes / Si	829	80	747	2
No	753	63	688	2
Total Votes Cast	1,582	143	1,435	4

PROPOSITION 312

Vote For 1	TOTAL	Polls	Early Provisional	S
Yes / Si	736	79	656	1
No	839	62	775	2
Total Votes Cast	1,575	141	1,431	3

PROPOSITION 313

Vote For 1	TOTAL	Polls	Early Provisional	S
Yes / Si	674	80	590	4
No	841	58	782	1
Total Votes Cast	1,515	138	1,372	5

Precinct 158

PROPOSITION 314

Vote For 1

	TOTAL	Polls	Early Provisional	S
Yes / Si	696	83	610	3
No	820	55	764	1
Total Votes Cast	1,516	138	1,374	4

PROPOSITION 315

Vote For 1

	TOTAL	Polls	Early Provisional	S
Yes / Si	547	64	482	1
No	929	69	858	2
Total Votes Cast	1,476	133	1,340	3

Summary Results Report
 General Election
 November 5, 2024

OFFICIAL RESULTS
 Summary of Votes Cast
 County of Pima

Precinct 159

Statistics	TOTAL	Polls	Early Provisionals	
Registered Voters - Total	4,650			
Ballots Cast - Total	2,623	483	2,111	29
Ballots Cast - Blank	67	20	45	2
Voter Turnout - Total	56.41%			

Presidential Electors

Vote For 1	TOTAL	Polls	Early Provisionals	
HARRIS, KAMALA D.	1,785	255	1,511	19
TRUMP, DONALD J.	774	216	549	9
OLIVER, CHASE	17	4	13	0
STEIN, JILL	14	1	13	0
Write-In Totals	11	3	8	0
Write-In: Ayyadurai / Ellis	0	0	0	0
Write-In: Boddie / Stoneham	0	0	0	0
Write-In: De la Cruz / Garcia	1	0	1	0
Write-In: Shelton / Serra	0	0	0	0
Write-In: Skousen / Combs	0	0	0	0
Not Assigned	10	3	7	0
Total Votes Cast	2,601	479	2,094	28

U.S. Senator

Vote For 1	TOTAL	Polls	Early Provisionals	
GALLEGO, RUBEN	1,850	290	1,542	18
LAKE, KARI	601	162	431	8
QUINTANA, EDUARDO	93	14	78	1
Write-In Totals	8	1	7	0
Write-In: Williams, Sarah	0	0	0	0
Write-In: Beckett, Christopher	0	0	0	0
Write-In: Sanders, Steven Cavin	0	0	0	0
Write-In: Bozic, David	0	0	0	0
Write-In: Petty, Shawn	0	0	0	0
Write-In: Rodriguez, Benjamin	0	0	0	0
Write-In: Prosser, Jannie "Jannie"	0	0	0	0
Not Assigned	8	1	7	0
Total Votes Cast	2,552	467	2,058	27

U.S. Representative in Congress District 7

Vote For 1	TOTAL	Polls	Early Provisionals	
GRIJALVA, RAÚL M.	1,855	295	1,544	16
BUTIEREZ SR., DANIEL FRANCIS	663	161	494	8
Write-In Totals	6	2	4	0
Not Assigned	6	2	4	0
Total Votes Cast	2,524	458	2,042	24

Precinct 159

State Senator District 21

Vote For 1

	TOTAL	Polls	Early Provisional	s
GABALDÓN, ROSANNA	2,079	349	1,712	18
Write-In Totals	73	19	52	2
Not Assigned	73	19	52	2
Total Votes Cast	2,152	368	1,764	20

State Representative Dist. 21

Vote For 2

	TOTAL	Polls	Early Provisional	s
HERNANDEZ, CONSUELO	1,696	242	1,439	15
STAHL HAMILTON, STEPHANIE	1,243	149	1,088	6
KIBBEY, CHRISTOPHER	637	162	468	7
Write-In Totals	20	6	14	0
Not Assigned	20	6	14	0
Total Votes Cast	3,596	559	3,009	28

Corporation Commissioner

Vote For 3

	TOTAL	Polls	Early Provisional	s
AGUILAR, YLENIA	1,630	217	1,399	14
HILL, JONATHON	1,383	155	1,220	8
POLACHECK, JOSHUA	1,286	144	1,136	6
LOPEZ, RENE	548	123	419	6
MARQUEZ PETERSON, LEA	500	108	389	3
WALDEN, RACHEL	496	120	370	6
CEASE, MIKE	72	11	59	2
LUXENBERG, NINA	84	15	68	1
Write-In Totals	6	3	3	0
Write-In: Bertone, Frank	0	0	0	0
Not Assigned	6	3	3	0
Total Votes Cast	6,005	896	5,063	46

Board of Supervisors District 2

Vote For 1

	TOTAL	Polls	Early Provisional	s
HEINZ, MATT	1,828	270	1,541	17
BACKER, JOHN	666	177	481	8
Write-In Totals	3	1	2	0
Not Assigned	3	1	2	0
Total Votes Cast	2,497	448	2,024	25

Precinct 159

County Assessor

Vote For 1

	TOTAL	Polls	Early Provisional	S
DROUBIE, SUZANNE	2,089	346	1,723	20
Write-In Totals	54	14	38	2
Not Assigned	54	14	38	2
Total Votes Cast	2,143	360	1,761	22

County Attorney

Vote For 1

	TOTAL	Polls	Early Provisional	S
CONOVER, LAURA	1,895	304	1,573	18
DRUAN, HOWARD	354	81	265	8
Write-In Totals	35	9	26	0
Not Assigned	35	9	26	0
Total Votes Cast	2,284	394	1,864	26

County Recorder

Vote For 1

	TOTAL	Polls	Early Provisional	S
CÁZARES-KELLY, GABRIELLA	1,861	281	1,561	19
CAMPBELL-GONZALEZ, DOMINIC	600	159	433	8
Write-In Totals	3	2	1	0
Not Assigned	3	2	1	0
Total Votes Cast	2,464	442	1,995	27

County Sheriff

Vote For 1

	TOTAL	Polls	Early Provisional	S
NANOS, CHRIS	1,689	254	1,416	19
LAPPIN, HEATHER	803	196	599	8
Write-In Totals	11	1	10	0
Write-In: Di Genova, Trista	0	0	0	0
Not Assigned	11	1	10	0
Total Votes Cast	2,503	451	2,025	27

County Superintendent of Schools

Vote For 1

	TOTAL	Polls	Early Provisional	S
WILLIAMS, DUSTIN	2,090	347	1,723	20
Write-In Totals	56	15	38	3
Not Assigned	56	15	38	3
Total Votes Cast	2,146	362	1,761	23

Precinct 159

County Treasurer

Vote For 1

	TOTAL	Polls	Early Provisional	S
JOHNSON, BRIAN	1,761	260	1,483	18
ACKERLEY, CHRIS	711	174	528	9
Write-In Totals	6	2	4	0
Not Assigned	6	2	4	0
Total Votes Cast	2,478	436	2,015	27

Justice of the Peace Precinct 2

Vote For 1

	TOTAL	Polls	Early Provisional	S
CORNEJO, ERICA	2,102	355	1,728	19
Write-In Totals	64	18	44	2
Not Assigned	64	18	44	2
Total Votes Cast	2,166	373	1,772	21

KING, KATHRYN H.

Vote For 1

	TOTAL	Polls	Early Provisional	S
Yes / Si	1,333	240	1,079	14
No	891	143	741	7
Total Votes Cast	2,224	383	1,820	21

BOLICK, CLINT

Vote For 1

	TOTAL	Polls	Early Provisional	S
Yes / Si	1,184	204	966	14
No	1,002	165	830	7
Total Votes Cast	2,186	369	1,796	21

ECKERSTROM, PETER J.

Vote For 1

	TOTAL	Polls	Early Provisional	S
Yes / Si	1,559	245	1,300	14
No	603	129	467	7
Total Votes Cast	2,162	374	1,767	21

STARING, CHRISTOPHER P.

Vote For 1

	TOTAL	Polls	Early Provisional	S
Yes / Si	1,444	224	1,206	14
No	668	140	523	5
Total Votes Cast	2,112	364	1,729	19

Precinct 159

GRIFFIN, BRENDEN J.

Vote For 1

	TOTAL	Polls	Early Provisional	S
Yes / Si	1,489	243	1,230	16
No	651	128	518	5
Total Votes Cast	2,140	371	1,748	21

LEE, KENNETH

Vote For 1

	TOTAL	Polls	Early Provisional	S
Yes / Si	1,480	237	1,230	13
No	650	130	513	7
Total Votes Cast	2,130	367	1,743	20

BRYSON, KYLE A.

Vote For 1

	TOTAL	Polls	Early Provisional	S
Yes / Si	1,493	238	1,238	17
No	630	125	501	4
Total Votes Cast	2,123	363	1,739	21

COHEN, GARY J.

Vote For 1

	TOTAL	Polls	Early Provisional	S
Yes / Si	1,459	231	1,212	16
No	664	135	524	5
Total Votes Cast	2,123	366	1,736	21

GORDON, RICHARD E.

Vote For 1

	TOTAL	Polls	Early Provisional	S
Yes / Si	1,480	247	1,217	16
No	644	113	527	4
Total Votes Cast	2,124	360	1,744	20

BUTLER, MICHAEL J.

Vote For 1

	TOTAL	Polls	Early Provisional	S
Yes / Si	1,473	242	1,215	16
No	655	124	526	5
Total Votes Cast	2,128	366	1,741	21

Precinct 159

YEHLING, WAYNE E.

Vote For 1

	TOTAL	Polls	Early Provisional	S
Yes / Si	1,458	240	1,203	15
No	671	126	539	6
Total Votes Cast	2,129	366	1,742	21

CONSTANT, DANIELLE J.K.

Vote For 1

	TOTAL	Polls	Early Provisional	S
Yes / Si	1,485	237	1,232	16
No	637	124	508	5
Total Votes Cast	2,122	361	1,740	21

METCALF, D. DOUGLAS

Vote For 1

	TOTAL	Polls	Early Provisional	S
Yes / Si	1,487	238	1,234	15
No	637	127	504	6
Total Votes Cast	2,124	365	1,738	21

MCGINLEY, CASEY F.

Vote For 1

	TOTAL	Polls	Early Provisional	S
Yes / Si	1,482	245	1,221	16
No	645	118	522	5
Total Votes Cast	2,127	363	1,743	21

SAKALL, GREG

Vote For 1

	TOTAL	Polls	Early Provisional	S
Yes / Si	1,430	222	1,192	16
No	697	142	550	5
Total Votes Cast	2,127	364	1,742	21

WAGENER, JOAN L.

Vote For 1

	TOTAL	Polls	Early Provisional	S
Yes / Si	1,506	240	1,250	16
No	625	125	495	5
Total Votes Cast	2,131	365	1,745	21

Precinct 159

JOHNSON, KELLIE L.

Vote For 1

	TOTAL	Polls	Early Provisional	S
Yes / Si	1,422	246	1,163	13
No	719	121	591	7
Total Votes Cast	2,141	367	1,754	20

ORTIZ, KIMBERLY H.

Vote For 1

	TOTAL	Polls	Early Provisional	S
Yes / Si	1,600	266	1,318	16
No	550	103	443	4
Total Votes Cast	2,150	369	1,761	20

MCDONALD, SCOTT DAVID

Vote For 1

	TOTAL	Polls	Early Provisional	S
Yes / Si	1,457	243	1,198	16
No	674	126	543	5
Total Votes Cast	2,131	369	1,741	21

ABRAMS, LISA ILKA

Vote For 1

	TOTAL	Polls	Early Provisional	S
Yes / Si	1,574	259	1,301	14
No	566	108	451	7
Total Votes Cast	2,140	367	1,752	21

PROPOSITION 133

Vote For 1

	TOTAL	Polls	Early Provisional	S
Yes / Si	863	201	648	14
No	1,468	223	1,236	9
Total Votes Cast	2,331	424	1,884	23

PROPOSITION 134

Vote For 1

	TOTAL	Polls	Early Provisional	S
Yes / Si	749	167	569	13
No	1,570	247	1,313	10
Total Votes Cast	2,319	414	1,882	23

Precinct 159

PROPOSITION 135

Vote For 1				
	TOTAL	Polls	Early Provisional	S
Yes / Si	855	187	653	15
No	1,426	223	1,194	9
Total Votes Cast	2,281	410	1,847	24

PROPOSITION 136

Vote For 1				
	TOTAL	Polls	Early Provisional	S
Yes / Si	707	164	529	14
No	1,566	234	1,321	11
Total Votes Cast	2,273	398	1,850	25

PROPOSITION 137

Vote For 1				
	TOTAL	Polls	Early Provisional	S
Yes / Si	557	126	418	13
No	1,699	277	1,413	9
Total Votes Cast	2,256	403	1,831	22

PROPOSITION 138

Vote For 1				
	TOTAL	Polls	Early Provisional	S
Yes / Si	485	105	368	12
No	1,873	323	1,537	13
Total Votes Cast	2,358	428	1,905	25

PROPOSITION 139

Vote For 1				
	TOTAL	Polls	Early Provisional	S
Yes / Si	1,841	306	1,515	20
No	639	150	483	6
Total Votes Cast	2,480	456	1,998	26

PROPOSITION 140

Vote For 1				
	TOTAL	Polls	Early Provisional	S
Yes / Si	1,182	238	931	13
No	1,233	198	1,025	10
Total Votes Cast	2,415	436	1,956	23

Precinct 159

PROPOSITION 311

Vote For 1

	TOTAL	Polls	Early Provisional	S
Yes / Si	1,547	325	1,205	17
No	900	119	774	7
Total Votes Cast	2,447	444	1,979	24

PROPOSITION 312

Vote For 1

	TOTAL	Polls	Early Provisional	S
Yes / Si	1,337	268	1,052	17
No	1,090	168	916	6
Total Votes Cast	2,427	436	1,968	23

PROPOSITION 313

Vote For 1

	TOTAL	Polls	Early Provisional	S
Yes / Si	1,464	293	1,150	21
No	871	118	749	4
Total Votes Cast	2,335	411	1,899	25

PROPOSITION 314

Vote For 1

	TOTAL	Polls	Early Provisional	S
Yes / Si	1,133	208	910	15
No	1,184	192	984	8
Total Votes Cast	2,317	400	1,894	23

PROPOSITION 315

Vote For 1

	TOTAL	Polls	Early Provisional	S
Yes / Si	778	177	589	12
No	1,484	220	1,253	11
Total Votes Cast	2,262	397	1,842	23

Summary Results Report
 General Election
 November 5, 2024

OFFICIAL RESULTS
 Summary of Votes Cast
 County of Pima

Precinct 160

Statistics	TOTAL	Polls	Early Provisional	s
Registered Voters - Total	1,995			
Ballots Cast - Total	1,109	246	848	15
Ballots Cast - Blank	42	20	22	0
Voter Turnout - Total	55.59%			

Presidential Electors

Vote For 1	TOTAL	Polls	Early Provisional	s
HARRIS, KAMALA D.	800	150	642	8
TRUMP, DONALD J.	288	93	188	7
OLIVER, CHASE	1	0	1	0
STEIN, JILL	5	0	5	0
Write-In Totals	1	0	1	0
Write-In: Ayyadurai / Ellis	0	0	0	0
Write-In: Boddie / Stoneham	0	0	0	0
Write-In: De la Cruz / Garcia	0	0	0	0
Write-In: Shelton / Serra	0	0	0	0
Write-In: Skousen / Combs	0	0	0	0
Not Assigned	1	0	1	0
Total Votes Cast	1,095	243	837	15

U.S. Senator

Vote For 1	TOTAL	Polls	Early Provisional	s
GALLEGO, RUBEN	814	165	640	9
LAKE, KARI	215	57	154	4
QUINTANA, EDUARDO	48	12	34	2
Write-In Totals	1	1	0	0
Write-In: Williams, Sarah	0	0	0	0
Write-In: Beckett, Christopher	0	0	0	0
Write-In: Sanders, Steven Cavin	0	0	0	0
Write-In: Bozic, David	0	0	0	0
Write-In: Petty, Shawn	0	0	0	0
Write-In: Rodriguez, Benjamin	0	0	0	0
Write-In: Prosser, Jannie "Jannie"	0	0	0	0
Not Assigned	1	1	0	0
Total Votes Cast	1,078	235	828	15

U.S. Representative in Congress District 7

Vote For 1	TOTAL	Polls	Early Provisional	s
GRIJALVA, RAÚL M.	846	176	660	10
BUTIEREZ SR., DANIEL FRANCIS	207	55	148	4
Write-In Totals	4	2	2	0
Not Assigned	4	2	2	0
Total Votes Cast	1,057	233	810	14

Precinct 160

State Senator District 20

Vote For 1

	TOTAL	Polls	Early Provisional	S
GONZALES, SALLY ANN	895	185	699	11
Write-In Totals	17	4	13	0
Not Assigned	17	4	13	0
Total Votes Cast	912	189	712	11

State Representative Dist. 20

Vote For 2

	TOTAL	Polls	Early Provisional	S
HERNANDEZ, ALMA	704	136	558	10
VILLEGAS, BETTY	622	105	510	7
Write-In Totals	15	6	9	0
Not Assigned	15	6	9	0
Total Votes Cast	1,341	247	1,077	17

Corporation Commissioner

Vote For 3

	TOTAL	Polls	Early Provisional	S
AGUILAR, YLENIA	723	124	591	8
HILL, JONATHON	567	75	485	7
POLACHECK, JOSHUA	569	74	489	6
LOPEZ, RENE	252	67	178	7
MARQUEZ PETERSON, LEA	176	44	129	3
WALDEN, RACHEL	164	35	126	3
CEASE, MIKE	25	11	14	0
LUXENBERG, NINA	36	10	26	0
Write-In Totals	5	4	1	0
Write-In: Bertone, Frank	0	0	0	0
Not Assigned	5	4	1	0
Total Votes Cast	2,517	444	2,039	34

Board of Supervisors District 5

Vote For 1

	TOTAL	Polls	Early Provisional	S
GRIJALVA, ADELITA	820	158	654	8
ROMERO, VAL	204	60	140	4
Write-In Totals	3	1	2	0
Not Assigned	3	1	2	0
Total Votes Cast	1,027	219	796	12

Precinct 160

County Assessor

Vote For 1

	TOTAL	Polls	Early Provisional	S
DROUBIE, SUZANNE	889	185	692	12
Write-In Totals	15	3	11	1
Not Assigned	15	3	11	1
Total Votes Cast	904	188	703	13

County Attorney

Vote For 1

	TOTAL	Polls	Early Provisional	S
CONOVER, LAURA	807	152	645	10
DRUAN, HOWARD	146	46	97	3
Write-In Totals	8	3	5	0
Not Assigned	8	3	5	0
Total Votes Cast	961	201	747	13

County Recorder

Vote For 1

	TOTAL	Polls	Early Provisional	S
CÁZARES-KELLY, GABRIELLA	799	154	636	9
CAMPBELL-GONZALEZ, DOMINIC	226	65	155	6
Write-In Totals	1	1	0	0
Not Assigned	1	1	0	0
Total Votes Cast	1,026	220	791	15

County Sheriff

Vote For 1

	TOTAL	Polls	Early Provisional	S
NANOS, CHRIS	766	144	614	8
LAPPIN, HEATHER	274	83	184	7
Write-In Totals	2	1	1	0
Write-In: Di Genova, Trista	0	0	0	0
Not Assigned	2	1	1	0
Total Votes Cast	1,042	228	799	15

County Superintendent of Schools

Vote For 1

	TOTAL	Polls	Early Provisional	S
WILLIAMS, DUSTIN	901	186	704	11
Write-In Totals	15	3	11	1
Not Assigned	15	3	11	1
Total Votes Cast	916	189	715	12

Precinct 160

County Treasurer

Vote For 1

	TOTAL	Polls	Early Provisional	S
JOHNSON, BRIAN	784	148	627	9
ACKERLEY, CHRIS	249	72	171	6
Write-In Totals	1	1	0	0
Not Assigned	1	1	0	0
Total Votes Cast	1,034	221	798	15

Justice of the Peace Precinct 9

Vote For 1

	TOTAL	Polls	Early Provisional	S
GARZA, RENEE ANN	914	194	710	10
Write-In Totals	14	3	10	1
Not Assigned	14	3	10	1
Total Votes Cast	928	197	720	11

Constable Precinct 9

Vote For 1

	TOTAL	Polls	Early Provisional	S
Write-In Totals	123	26	96	1
Not Assigned	123	26	96	1
Total Votes Cast	123	26	96	1

KING, KATHRYN H.

Vote For 1

	TOTAL	Polls	Early Provisional	S
Yes / Si	585	123	456	6
No	351	70	277	4
Total Votes Cast	936	193	733	10

BOLICK, CLINT

Vote For 1

	TOTAL	Polls	Early Provisional	S
Yes / Si	518	96	416	6
No	374	77	293	4
Total Votes Cast	892	173	709	10

ECKERSTROM, PETER J.

Vote For 1

	TOTAL	Polls	Early Provisional	S
Yes / Si	700	126	568	6
No	215	57	154	4
Total Votes Cast	915	183	722	10

Precinct 160

STARING, CHRISTOPHER P.

Vote For 1

	TOTAL	Polls	Early Provisional	S
Yes / Si	639	115	518	6
No	237	55	178	4
Total Votes Cast	876	170	696	10

GRIFFIN, BRENDEN J.

Vote For 1

	TOTAL	Polls	Early Provisional	S
Yes / Si	681	119	556	6
No	233	64	165	4
Total Votes Cast	914	183	721	10

LEE, KENNETH

Vote For 1

	TOTAL	Polls	Early Provisional	S
Yes / Si	663	113	544	6
No	234	64	166	4
Total Votes Cast	897	177	710	10

BRYSON, KYLE A.

Vote For 1

	TOTAL	Polls	Early Provisional	S
Yes / Si	669	108	556	5
No	227	65	157	5
Total Votes Cast	896	173	713	10

COHEN, GARY J.

Vote For 1

	TOTAL	Polls	Early Provisional	S
Yes / Si	665	108	552	5
No	236	66	165	5
Total Votes Cast	901	174	717	10

GORDON, RICHARD E.

Vote For 1

	TOTAL	Polls	Early Provisional	S
Yes / Si	683	122	557	4
No	219	57	156	6
Total Votes Cast	902	179	713	10

Precinct 160

BUTLER, MICHAEL J.

Vote For 1

	TOTAL	Polls	Early Provisional	S
Yes / Si	665	115	545	5
No	233	63	165	5
Total Votes Cast	898	178	710	10

YEHLING, WAYNE E.

Vote For 1

	TOTAL	Polls	Early Provisional	S
Yes / Si	652	107	540	5
No	243	68	170	5
Total Votes Cast	895	175	710	10

CONSTANT, DANIELLE J.K.

Vote For 1

	TOTAL	Polls	Early Provisional	S
Yes / Si	666	115	546	5
No	231	62	164	5
Total Votes Cast	897	177	710	10

METCALF, D. DOUGLAS

Vote For 1

	TOTAL	Polls	Early Provisional	S
Yes / Si	667	118	543	6
No	234	63	167	4
Total Votes Cast	901	181	710	10

MCGINLEY, CASEY F.

Vote For 1

	TOTAL	Polls	Early Provisional	S
Yes / Si	656	109	542	5
No	242	69	168	5
Total Votes Cast	898	178	710	10

SAKALL, GREG

Vote For 1

	TOTAL	Polls	Early Provisional	S
Yes / Si	642	103	534	5
No	257	75	177	5
Total Votes Cast	899	178	711	10

Precinct 160

WAGENER, JOAN L.

Vote For 1

	TOTAL	Polls	Early Provisional	s
Yes / Si	662	110	547	5
No	237	66	166	5
Total Votes Cast	899	176	713	10

JOHNSON, KELLIE L.

Vote For 1

	TOTAL	Polls	Early Provisional	s
Yes / Si	629	113	511	5
No	264	65	194	5
Total Votes Cast	893	178	705	10

ORTIZ, KIMBERLY H.

Vote For 1

	TOTAL	Polls	Early Provisional	s
Yes / Si	699	123	571	5
No	208	57	146	5
Total Votes Cast	907	180	717	10

MCDONALD, SCOTT DAVID

Vote For 1

	TOTAL	Polls	Early Provisional	s
Yes / Si	658	108	544	6
No	238	72	162	4
Total Votes Cast	896	180	706	10

ABRAMS, LISA ILKA

Vote For 1

	TOTAL	Polls	Early Provisional	s
Yes / Si	697	116	576	5
No	209	62	142	5
Total Votes Cast	906	178	718	10

Board of Governors - Pima Community College Dist. 5

Vote For 1

	TOTAL	Polls	Early Provisional	s
GONZALES, LUIS LOPEZ	475	104	365	6
MORALES, KARLA	447	81	361	5
Write-In Totals	3	1	2	0
Not Assigned	3	1	2	0
Total Votes Cast	925	186	728	11

Precinct 160

PROPOSITION 133

Vote For 1				
	TOTAL	Polls	Early Provisional	S
Yes / Si	352	91	258	3
No	623	116	495	12
Total Votes Cast	975	207	753	15

PROPOSITION 134

Vote For 1				
	TOTAL	Polls	Early Provisional	S
Yes / Si	343	83	255	5
No	629	126	493	10
Total Votes Cast	972	209	748	15

PROPOSITION 135

Vote For 1				
	TOTAL	Polls	Early Provisional	S
Yes / Si	383	98	280	5
No	568	104	454	10
Total Votes Cast	951	202	734	15

PROPOSITION 136

Vote For 1				
	TOTAL	Polls	Early Provisional	S
Yes / Si	295	80	211	4
No	653	114	529	10
Total Votes Cast	948	194	740	14

PROPOSITION 137

Vote For 1				
	TOTAL	Polls	Early Provisional	S
Yes / Si	247	66	178	3
No	697	137	549	11
Total Votes Cast	944	203	727	14

PROPOSITION 138

Vote For 1				
	TOTAL	Polls	Early Provisional	S
Yes / Si	199	57	138	4
No	783	152	620	11
Total Votes Cast	982	209	758	15

Precinct 160

PROPOSITION 139

Vote For 1

	TOTAL	Polls	Early Provisional	s
Yes / Si	764	152	602	10
No	275	69	201	5
Total Votes Cast	1,039	221	803	15

PROPOSITION 140

Vote For 1

	TOTAL	Polls	Early Provisional	s
Yes / Si	518	117	396	5
No	492	96	386	10
Total Votes Cast	1,010	213	782	15

PROPOSITION 311

Vote For 1

	TOTAL	Polls	Early Provisional	s
Yes / Si	616	135	474	7
No	404	83	314	7
Total Votes Cast	1,020	218	788	14

PROPOSITION 312

Vote For 1

	TOTAL	Polls	Early Provisional	s
Yes / Si	529	129	394	6
No	481	87	385	9
Total Votes Cast	1,010	216	779	15

PROPOSITION 313

Vote For 1

	TOTAL	Polls	Early Provisional	s
Yes / Si	566	125	436	5
No	407	80	321	6
Total Votes Cast	973	205	757	11

PROPOSITION 314

Vote For 1

	TOTAL	Polls	Early Provisional	s
Yes / Si	451	113	333	5
No	517	88	423	6
Total Votes Cast	968	201	756	11

Precinct 160

PROPOSITION 315

Vote For 1

	TOTAL	Polls	Early Provisional	S
Yes / Si	329	81	246	2
No	614	114	491	9
Total Votes Cast	943	195	737	11

Precinct 161

Statistics	TOTAL	Polls	Early Provisional	s
Registered Voters - Total	890			
Ballots Cast - Total	786	101	682	3
Ballots Cast - Blank	11	3	8	0
Voter Turnout - Total	88.31%			

Presidential Electors

Vote For 1	TOTAL	Polls	Early Provisional	s
HARRIS, KAMALA D.	328	31	295	2
TRUMP, DONALD J.	437	69	367	1
OLIVER, CHASE	1	0	1	0
STEIN, JILL	6	0	6	0
Write-In Totals	6	1	5	0
Write-In: Ayyadurai / Ellis	0	0	0	0
Write-In: Boddie / Stoneham	0	0	0	0
Write-In: De la Cruz / Garcia	0	0	0	0
Write-In: Shelton / Serra	0	0	0	0
Write-In: Skousen / Combs	0	0	0	0
Not Assigned	6	1	5	0
Total Votes Cast	778	101	674	3

U.S. Senator

Vote For 1	TOTAL	Polls	Early Provisional	s
GALLEGO, RUBEN	334	32	300	2
LAKE, KARI	415	63	351	1
QUINTANA, EDUARDO	13	2	11	0
Write-In Totals	0	0	0	0
Write-In: Williams, Sarah	0	0	0	0
Write-In: Beckett, Christopher	0	0	0	0
Write-In: Sanders, Steven Cavin	0	0	0	0
Write-In: Bozic, David	0	0	0	0
Write-In: Petty, Shawn	0	0	0	0
Write-In: Rodriguez, Benjamin	0	0	0	0
Write-In: Prosser, Jannie "Jannie"	0	0	0	0
Not Assigned	0	0	0	0
Total Votes Cast	762	97	662	3

Precinct 161

U.S. Representative in Congress District 6

Vote For 1

	TOTAL	Polls	Early Provisional	S
ENGEL, KIRSTEN	294	23	269	2
CISCOMANI, JUAN	453	68	384	1
EASTWOOD, ATHENA	12	4	8	0
Write-In Totals	0	0	0	0
Write-In: Pozzolo, Luis	0	0	0	0
Not Assigned	0	0	0	0
Total Votes Cast	759	95	661	3

State Senator District 16

Vote For 1

	TOTAL	Polls	Early Provisional	S
SEAMAN, STACEY	294	26	267	1
SHOPE JR., THOMAS "T.J."	453	66	386	1
Write-In Totals	1	0	1	0
Not Assigned	1	0	1	0
Total Votes Cast	748	92	654	2

State Representative Dist. 16

Vote For 2

	TOTAL	Polls	Early Provisional	S
SEAMAN, KEITH	295	24	270	1
LOPEZ, CHRIS	429	60	368	1
MARTINEZ, TERESA	409	53	355	1
Write-In Totals	1	0	1	0
Not Assigned	1	0	1	0
Total Votes Cast	1,134	137	994	3

Corporation Commissioner

Vote For 3

	TOTAL	Polls	Early Provisional	S
AGUILAR, YLENIA	273	24	247	2
HILL, JONATHON	264	13	250	1
POLACHECK, JOSHUA	263	17	245	1
LOPEZ, RENE	411	61	349	1
MARQUEZ PETERSON, LEA	400	55	344	1
WALDEN, RACHEL	403	55	347	1
CEASE, MIKE	21	4	17	0
LUXENBERG, NINA	22	6	16	0
Write-In Totals	5	0	5	0
Write-In: Bertone, Frank	0	0	0	0
Not Assigned	5	0	5	0
Total Votes Cast	2,062	235	1,820	7

Precinct 161

Board of Supervisors District 3

Vote For 1

	TOTAL	Polls	Early Provisional	s
ALLEN, JENNIFER "JEN"	281	25	254	2
WITTENBRAKER, JANET "JL"	426	63	362	1
BAH, IMAN-UTOPIA LAYJOU	24	2	22	0
Write-In Totals	1	0	1	0
Not Assigned	1	0	1	0
Total Votes Cast	732	90	639	3

County Assessor

Vote For 1

	TOTAL	Polls	Early Provisional	s
DROUBIE, SUZANNE	393	50	341	2
Write-In Totals	15	3	12	0
Not Assigned	15	3	12	0
Total Votes Cast	408	53	353	2

County Attorney

Vote For 1

	TOTAL	Polls	Early Provisional	s
CONOVER, LAURA	339	33	304	2
DRUAN, HOWARD	150	29	121	0
Write-In Totals	5	0	5	0
Not Assigned	5	0	5	0
Total Votes Cast	494	62	430	2

County Recorder

Vote For 1

	TOTAL	Polls	Early Provisional	s
CÁZARES-KELLY, GABRIELLA	303	26	275	2
CAMPBELL-GONZALEZ, DOMINIC	417	63	353	1
Write-In Totals	2	0	2	0
Not Assigned	2	0	2	0
Total Votes Cast	722	89	630	3

County Sheriff

Vote For 1

	TOTAL	Polls	Early Provisional	s
NANOS, CHRIS	258	20	236	2
LAPPIN, HEATHER	487	73	413	1
Write-In Totals	2	0	2	0
Write-In: Di Genova, Trista	0	0	0	0
Not Assigned	2	0	2	0
Total Votes Cast	747	93	651	3

Precinct 161

County Superintendent of Schools

Vote For 1

	TOTAL	Polls	Early Provisional	S
WILLIAMS, DUSTIN	392	46	344	2
Write-In Totals	17	5	12	0
Not Assigned	17	5	12	0
Total Votes Cast	409	51	356	2

County Treasurer

Vote For 1

	TOTAL	Polls	Early Provisional	S
JOHNSON, BRIAN	279	22	255	2
ACKERLEY, CHRIS	448	66	381	1
Write-In Totals	1	0	1	0
Not Assigned	1	0	1	0
Total Votes Cast	728	88	637	3

Justice of the Peace Precinct 4

Vote For 1

	TOTAL	Polls	Early Provisional	S
PESQUIERA, CHARLENE	385	47	337	1
Write-In Totals	16	4	12	0
Not Assigned	16	4	12	0
Total Votes Cast	401	51	349	1

Constable Precinct 4

Vote For 1

	TOTAL	Polls	Early Provisional	S
ETHRIDGE-NIELSEN, TRACY	384	45	338	1
Write-In Totals	12	2	10	0
Not Assigned	12	2	10	0
Total Votes Cast	396	47	348	1

KING, KATHRYN H.

Vote For 1

	TOTAL	Polls	Early Provisional	S
Yes / Si	354	47	305	2
No	240	25	214	1
Total Votes Cast	594	72	519	3

BOLICK, CLINT

Vote For 1

	TOTAL	Polls	Early Provisional	S
Yes / Si	341	46	293	2
No	249	25	223	1
Total Votes Cast	590	71	516	3

Precinct 161

ECKERSTROM, PETER J.

Vote For 1

	TOTAL	Polls	Early Provisional	S
Yes / Si	364	47	315	2
No	155	15	140	0
Total Votes Cast	519	62	455	2

STARING, CHRISTOPHER P.

Vote For 1

	TOTAL	Polls	Early Provisional	S
Yes / Si	391	47	342	2
No	131	16	115	0
Total Votes Cast	522	63	457	2

GRIFFIN, BRENDEN J.

Vote For 1

	TOTAL	Polls	Early Provisional	S
Yes / Si	365	39	324	2
No	138	20	118	0
Total Votes Cast	503	59	442	2

LEE, KENNETH

Vote For 1

	TOTAL	Polls	Early Provisional	S
Yes / Si	366	40	324	2
No	139	18	121	0
Total Votes Cast	505	58	445	2

BRYSON, KYLE A.

Vote For 1

	TOTAL	Polls	Early Provisional	S
Yes / Si	377	40	335	2
No	128	18	110	0
Total Votes Cast	505	58	445	2

COHEN, GARY J.

Vote For 1

	TOTAL	Polls	Early Provisional	S
Yes / Si	366	38	326	2
No	138	20	118	0
Total Votes Cast	504	58	444	2

Precinct 161

GORDON, RICHARD E.

Vote For 1

	TOTAL	Polls	Early Provisional	S
Yes / Si	377	40	335	2
No	127	19	108	0
Total Votes Cast	504	59	443	2

BUTLER, MICHAEL J.

Vote For 1

	TOTAL	Polls	Early Provisional	S
Yes / Si	371	40	329	2
No	133	20	113	0
Total Votes Cast	504	60	442	2

YEHLING, WAYNE E.

Vote For 1

	TOTAL	Polls	Early Provisional	S
Yes / Si	374	42	330	2
No	133	18	115	0
Total Votes Cast	507	60	445	2

CONSTANT, DANIELLE J.K.

Vote For 1

	TOTAL	Polls	Early Provisional	S
Yes / Si	344	38	304	2
No	159	21	138	0
Total Votes Cast	503	59	442	2

METCALF, D. DOUGLAS

Vote For 1

	TOTAL	Polls	Early Provisional	S
Yes / Si	359	38	319	2
No	145	22	123	0
Total Votes Cast	504	60	442	2

MCGINLEY, CASEY F.

Vote For 1

	TOTAL	Polls	Early Provisional	S
Yes / Si	374	39	333	2
No	127	20	107	0
Total Votes Cast	501	59	440	2

Precinct 161

SAKALL, GREG

Vote For 1

	TOTAL	Polls	Early Provisional	S
Yes / Si	381	42	337	2
No	128	16	112	0
Total Votes Cast	509	58	449	2

WAGENER, JOAN L.

Vote For 1

	TOTAL	Polls	Early Provisional	S
Yes / Si	368	38	328	2
No	140	22	118	0
Total Votes Cast	508	60	446	2

JOHNSON, KELLIE L.

Vote For 1

	TOTAL	Polls	Early Provisional	S
Yes / Si	342	39	301	2
No	177	20	157	0
Total Votes Cast	519	59	458	2

ORTIZ, KIMBERLY H.

Vote For 1

	TOTAL	Polls	Early Provisional	S
Yes / Si	384	42	340	2
No	125	18	107	0
Total Votes Cast	509	60	447	2

MCDONALD, SCOTT DAVID

Vote For 1

	TOTAL	Polls	Early Provisional	S
Yes / Si	359	37	320	2
No	146	22	124	0
Total Votes Cast	505	59	444	2

ABRAMS, LISA ILKA

Vote For 1

	TOTAL	Polls	Early Provisional	S
Yes / Si	370	42	326	2
No	138	18	120	0
Total Votes Cast	508	60	446	2

Precinct 161

Governing Board - Marana Unified School District No. 6

Vote For 3

	TOTAL	Polls	Early Provisional	S
ALEXANDER, ROY	338	37	301	0
HOLT, HUNTER D.	235	25	210	0
RAYMOND, CATHIE	261	24	237	0
ROBERTS, MIKAIL	253	31	221	1
WILLARD, DAVID	299	32	267	0
Write-In Totals	9	1	8	0
Not Assigned	9	1	8	0
Total Votes Cast	1,395	150	1,244	1

Board of Governors - Pima Community College Dist. 3

Vote For 1

	TOTAL	Polls	Early Provisional	S
GARCIA, MARIA DE LA LUZ	173	25	147	1
RANDALL, KRISTEN	278	33	245	0
Write-In Totals	4	0	4	0
Not Assigned	4	0	4	0
Total Votes Cast	455	58	396	1

PROPOSITION 133

Vote For 1

	TOTAL	Polls	Early Provisional	S
Yes / Si	304	34	269	1
No	394	54	338	2
Total Votes Cast	698	88	607	3

PROPOSITION 134

Vote For 1

	TOTAL	Polls	Early Provisional	S
Yes / Si	297	35	261	1
No	407	51	354	2
Total Votes Cast	704	86	615	3

PROPOSITION 135

Vote For 1

	TOTAL	Polls	Early Provisional	S
Yes / Si	338	42	295	1
No	358	41	315	2
Total Votes Cast	696	83	610	3

Precinct 161

PROPOSITION 136

Vote For 1

	TOTAL	Polls	Early Provisional	S
Yes / Si	270	32	237	1
No	419	52	365	2
Total Votes Cast	689	84	602	3

PROPOSITION 137

Vote For 1

	TOTAL	Polls	Early Provisional	S
Yes / Si	149	23	126	0
No	549	63	483	3
Total Votes Cast	698	86	609	3

PROPOSITION 138

Vote For 1

	TOTAL	Polls	Early Provisional	S
Yes / Si	162	16	146	0
No	550	73	474	3
Total Votes Cast	712	89	620	3

PROPOSITION 139

Vote For 1

	TOTAL	Polls	Early Provisional	S
Yes / Si	420	48	369	3
No	326	46	280	0
Total Votes Cast	746	94	649	3

PROPOSITION 140

Vote For 1

	TOTAL	Polls	Early Provisional	S
Yes / Si	240	38	201	1
No	495	55	438	2
Total Votes Cast	735	93	639	3

PROPOSITION 311

Vote For 1

	TOTAL	Polls	Early Provisional	S
Yes / Si	481	69	410	2
No	252	25	226	1
Total Votes Cast	733	94	636	3

Precinct 161

PROPOSITION 312

Vote For 1

	TOTAL	Polls	Early Provisional	S
Yes / Sí	453	64	388	1
No	275	26	247	2
Total Votes Cast	728	90	635	3

PROPOSITION 313

Vote For 1

	TOTAL	Polls	Early Provisional	S
Yes / Sí	443	65	377	1
No	268	31	235	2
Total Votes Cast	711	96	612	3

PROPOSITION 314

Vote For 1

	TOTAL	Polls	Early Provisional	S
Yes / Sí	456	71	384	1
No	257	22	233	2
Total Votes Cast	713	93	617	3

PROPOSITION 315

Vote For 1

	TOTAL	Polls	Early Provisional	S
Yes / Sí	319	47	271	1
No	367	41	324	2
Total Votes Cast	686	88	595	3

PROPOSITION 411 - Marana Unified School District No. 6

Vote For 1

	TOTAL	Polls	Early Provisional	S
Budget Increase, Yes / Aumento al Presupuesto, Sí	313	37	275	1
Budget Increase, No / Aumento al Presupuesto, No	385	53	331	1
Total Votes Cast	698	90	606	2

Precinct 162

Statistics	TOTAL	Polls	Early Provisional	s
Registered Voters - Total	1,814			
Ballots Cast - Total	1,501	161	1,332	8
Ballots Cast - Blank	10	3	7	0
Voter Turnout - Total	82.75%			

Presidential Electors

Vote For 1	TOTAL	Polls	Early Provisional	s
HARRIS, KAMALA D.	957	75	879	3
TRUMP, DONALD J.	508	80	423	5
OLIVER, CHASE	8	0	8	0
STEIN, JILL	11	2	9	0
Write-In Totals	8	3	5	0
Write-In: Ayyadurai / Ellis	0	0	0	0
Write-In: Boddie / Stoneham	0	0	0	0
Write-In: De la Cruz / Garcia	0	0	0	0
Write-In: Shelton / Serra	0	0	0	0
Write-In: Skousen / Combs	0	0	0	0
Not Assigned	8	3	5	0
Total Votes Cast	1,492	160	1,324	8

U.S. Senator

Vote For 1	TOTAL	Polls	Early Provisional	s
GALLEGO, RUBEN	978	80	895	3
LAKE, KARI	458	66	387	5
QUINTANA, EDUARDO	31	6	25	0
Write-In Totals	1	1	0	0
Write-In: Williams, Sarah	0	0	0	0
Write-In: Beckett, Christopher	0	0	0	0
Write-In: Sanders, Steven Cavin	0	0	0	0
Write-In: Bozic, David	0	0	0	0
Write-In: Petty, Shawn	0	0	0	0
Write-In: Rodriguez, Benjamin	0	0	0	0
Write-In: Prosser, Jannie "Jannie"	0	0	0	0
Not Assigned	1	1	0	0
Total Votes Cast	1,468	153	1,307	8

Summary Results Report
 General Election
 November 5, 2024

OFFICIAL RESULTS
 Summary of Votes Cast
 County of Pima

Precinct 162

U.S. Representative in Congress District 6

Vote For 1

	TOTAL	Polls	Early Provisional	s
ENGEL, KIRSTEN	908	66	840	2
CISCOMANI, JUAN	520	79	437	4
EASTWOOD, ATHENA	35	7	28	0
Write-In Totals	0	0	0	0
Write-In: Pozzolo, Luis	0	0	0	0
Not Assigned	0	0	0	0
Total Votes Cast	1,463	152	1,305	6

State Senator District 18

Vote For 1

	TOTAL	Polls	Early Provisional	s
SUNDARESHAN, PRIYA	1,041	89	949	3
Write-In Totals	41	9	32	0
Not Assigned	41	9	32	0
Total Votes Cast	1,082	98	981	3

State Representative Dist. 18

Vote For 2

	TOTAL	Polls	Early Provisional	s
GUTIERREZ, NANCY	892	65	825	2
MATHIS, CHRIS	788	40	748	0
ROSENBLUM, LEONARD "LEN"	497	76	415	6
Write-In Totals	6	2	4	0
Not Assigned	6	2	4	0
Total Votes Cast	2,183	183	1,992	8

Corporation Commissioner

Vote For 3

	TOTAL	Polls	Early Provisional	s
AGUILAR, YLENIA	808	49	757	2
HILL, JONATHON	817	50	765	2
POLACHECK, JOSHUA	772	48	721	3
LOPEZ, RENE	453	66	384	3
MARQUEZ PETERSON, LEA	464	55	405	4
WALDEN, RACHEL	464	64	396	4
CEASE, MIKE	52	8	43	1
LUXENBERG, NINA	62	7	55	0
Write-In Totals	3	0	3	0
Write-In: Bertone, Frank	0	0	0	0
Not Assigned	3	0	3	0
Total Votes Cast	3,895	347	3,529	19

Precinct 162

Board of Supervisors District 1

Vote For 1

	TOTAL	Polls	Early Provisional	S
SCOTT, REX	891	63	826	2
SPAIN, STEVE	534	76	452	6
Write-In Totals	1	1	0	0
Not Assigned	1	1	0	0
Total Votes Cast	1,426	140	1,278	8

County Assessor

Vote For 1

	TOTAL	Polls	Early Provisional	S
DROUBIE, SUZANNE	1,044	88	953	3
Write-In Totals	29	4	25	0
Not Assigned	29	4	25	0
Total Votes Cast	1,073	92	978	3

County Attorney

Vote For 1

	TOTAL	Polls	Early Provisional	S
CONOVER, LAURA	928	68	857	3
DRUAN, HOWARD	236	39	195	2
Write-In Totals	19	0	19	0
Not Assigned	19	0	19	0
Total Votes Cast	1,183	107	1,071	5

County Recorder

Vote For 1

	TOTAL	Polls	Early Provisional	S
CÁZARES-KELLY, GABRIELLA	911	65	844	2
CAMPBELL-GONZALEZ, DOMINIC	482	74	403	5
Write-In Totals	0	0	0	0
Not Assigned	0	0	0	0
Total Votes Cast	1,393	139	1,247	7

County Sheriff

Vote For 1

	TOTAL	Polls	Early Provisional	S
NANOS, CHRIS	724	57	665	2
LAPPIN, HEATHER	679	92	581	6
Write-In Totals	2	0	2	0
Write-In: Di Genova, Trista	1	0	1	0
Not Assigned	1	0	1	0
Total Votes Cast	1,405	149	1,248	8

Precinct 162

County Superintendent of Schools

Vote For 1

	TOTAL	Polls	Early Provisional	S
WILLIAMS, DUSTIN	1,030	87	940	3
Write-In Totals	33	5	28	0
Not Assigned	33	5	28	0
Total Votes Cast	1,063	92	968	3

County Treasurer

Vote For 1

	TOTAL	Polls	Early Provisional	S
JOHNSON, BRIAN	862	62	798	2
ACKERLEY, CHRIS	549	78	465	6
Write-In Totals	0	0	0	0
Not Assigned	0	0	0	0
Total Votes Cast	1,411	140	1,263	8

Constable Precinct 1

Vote For 1

	TOTAL	Polls	Early Provisional	S
ROOSEVELT, MARK	879	68	809	2
ROWLAND, DANIEL	514	70	439	5
Write-In Totals	0	0	0	0
Not Assigned	0	0	0	0
Total Votes Cast	1,393	138	1,248	7

KING, KATHRYN H.

Vote For 1

	TOTAL	Polls	Early Provisional	S
Yes / Si	602	84	516	2
No	624	40	583	1
Total Votes Cast	1,226	124	1,099	3

BOLICK, CLINT

Vote For 1

	TOTAL	Polls	Early Provisional	S
Yes / Si	559	77	480	2
No	655	45	609	1
Total Votes Cast	1,214	122	1,089	3

ECKERSTROM, PETER J.

Vote For 1

	TOTAL	Polls	Early Provisional	S
Yes / Si	877	76	798	3
No	228	36	192	0
Total Votes Cast	1,105	112	990	3

Precinct 162

STARING, CHRISTOPHER P.

Vote For 1

	TOTAL	Polls	Early Provisional	S
Yes / Si	828	82	744	2
No	271	31	239	1
Total Votes Cast	1,099	113	983	3

GRIFFIN, BRENDEN J.

Vote For 1

	TOTAL	Polls	Early Provisional	S
Yes / Si	817	76	738	3
No	246	32	213	1
Total Votes Cast	1,063	108	951	4

LEE, KENNETH

Vote For 1

	TOTAL	Polls	Early Provisional	S
Yes / Si	825	74	747	4
No	243	34	209	0
Total Votes Cast	1,068	108	956	4

BRYSON, KYLE A.

Vote For 1

	TOTAL	Polls	Early Provisional	S
Yes / Si	828	77	749	2
No	228	30	197	1
Total Votes Cast	1,056	107	946	3

COHEN, GARY J.

Vote For 1

	TOTAL	Polls	Early Provisional	S
Yes / Si	812	71	738	3
No	248	34	213	1
Total Votes Cast	1,060	105	951	4

GORDON, RICHARD E.

Vote For 1

	TOTAL	Polls	Early Provisional	S
Yes / Si	813	72	738	3
No	241	34	206	1
Total Votes Cast	1,054	106	944	4

Precinct 162

BUTLER, MICHAEL J.

Vote For 1

	TOTAL	Polls	Early Provisional	S
Yes / Si	848	78	767	3
No	214	29	184	1
Total Votes Cast	1,062	107	951	4

YEHLING, WAYNE E.

Vote For 1

	TOTAL	Polls	Early Provisional	S
Yes / Si	819	78	738	3
No	238	28	209	1
Total Votes Cast	1,057	106	947	4

CONSTANT, DANIELLE J.K.

Vote For 1

	TOTAL	Polls	Early Provisional	S
Yes / Si	806	72	732	2
No	249	34	213	2
Total Votes Cast	1,055	106	945	4

METCALF, D. DOUGLAS

Vote For 1

	TOTAL	Polls	Early Provisional	S
Yes / Si	821	71	746	4
No	237	34	203	0
Total Votes Cast	1,058	105	949	4

MCGINLEY, CASEY F.

Vote For 1

	TOTAL	Polls	Early Provisional	S
Yes / Si	828	72	752	4
No	232	34	198	0
Total Votes Cast	1,060	106	950	4

SAKALL, GREG

Vote For 1

	TOTAL	Polls	Early Provisional	S
Yes / Si	809	74	731	4
No	253	32	221	0
Total Votes Cast	1,062	106	952	4

Precinct 162

WAGENER, JOAN L.

Vote For 1

	TOTAL	Polls	Early Provisional	S
Yes / Si	829	77	749	3
No	230	30	199	1
Total Votes Cast	1,059	107	948	4

JOHNSON, KELLIE L.

Vote For 1

	TOTAL	Polls	Early Provisional	S
Yes / Si	694	75	615	4
No	381	33	348	0
Total Votes Cast	1,075	108	963	4

ORTIZ, KIMBERLY H.

Vote For 1

	TOTAL	Polls	Early Provisional	S
Yes / Si	836	76	756	4
No	223	32	191	0
Total Votes Cast	1,059	108	947	4

MCDONALD, SCOTT DAVID

Vote For 1

	TOTAL	Polls	Early Provisional	S
Yes / Si	785	76	706	3
No	271	31	239	1
Total Votes Cast	1,056	107	945	4

ABRAMS, LISA ILKA

Vote For 1

	TOTAL	Polls	Early Provisional	S
Yes / Si	841	77	761	3
No	222	29	193	0
Total Votes Cast	1,063	106	954	3

PROPOSITION 133

Vote For 1

	TOTAL	Polls	Early Provisional	S
Yes / Si	421	61	354	6
No	907	78	827	2
Total Votes Cast	1,328	139	1,181	8

Precinct 162

PROPOSITION 134

Vote For 1

	TOTAL	Polls	Early Provisional	S
Yes / Si	393	60	329	4
No	946	78	864	4
Total Votes Cast	1,339	138	1,193	8

PROPOSITION 135

Vote For 1

	TOTAL	Polls	Early Provisional	S
Yes / Si	457	67	385	5
No	864	72	789	3
Total Votes Cast	1,321	139	1,174	8

PROPOSITION 136

Vote For 1

	TOTAL	Polls	Early Provisional	S
Yes / Si	367	54	310	3
No	951	82	864	5
Total Votes Cast	1,318	136	1,174	8

PROPOSITION 137

Vote For 1

	TOTAL	Polls	Early Provisional	S
Yes / Si	200	24	172	4
No	1,123	115	1,004	4
Total Votes Cast	1,323	139	1,176	8

PROPOSITION 138

Vote For 1

	TOTAL	Polls	Early Provisional	S
Yes / Si	251	36	212	3
No	1,107	115	987	5
Total Votes Cast	1,358	151	1,199	8

PROPOSITION 139

Vote For 1

	TOTAL	Polls	Early Provisional	S
Yes / Si	1,078	102	973	3
No	374	53	316	5
Total Votes Cast	1,452	155	1,289	8

Precinct 162

PROPOSITION 140

Vote For 1

	TOTAL	Polls	Early Provisional	S
Yes / Si	610	62	544	4
No	794	82	708	4
Total Votes Cast	1,404	144	1,252	8

PROPOSITION 311

Vote For 1

	TOTAL	Polls	Early Provisional	S
Yes / Si	778	94	677	7
No	634	54	579	1
Total Votes Cast	1,412	148	1,256	8

PROPOSITION 312

Vote For 1

	TOTAL	Polls	Early Provisional	S
Yes / Si	681	87	586	8
No	726	58	668	0
Total Votes Cast	1,407	145	1,254	8

PROPOSITION 313

Vote For 1

	TOTAL	Polls	Early Provisional	S
Yes / Si	687	88	591	8
No	694	59	635	0
Total Votes Cast	1,381	147	1,226	8

PROPOSITION 314

Vote For 1

	TOTAL	Polls	Early Provisional	S
Yes / Si	646	84	554	8
No	720	60	660	0
Total Votes Cast	1,366	144	1,214	8

PROPOSITION 315

Vote For 1

	TOTAL	Polls	Early Provisional	S
Yes / Si	483	72	405	6
No	837	67	769	1
Total Votes Cast	1,320	139	1,174	7

Precinct 162

PROPOSITION 412 - Amphitheater Unified School District No. 10

Vote For 1

	TOTAL	Polls	Early Provisional	s
Bond Approval, Yes / Aprobación de Bonos, Sí	767	73	691	3
Bond Approval, No / Aprobación de Bonos, No	522	56	466	0
Total Votes Cast	1,289	129	1,157	3

PROPOSITION 413 - Amphitheater Unified School District No. 10

Vote For 1

	TOTAL	Polls	Early Provisional	s
Budget Override Continuation, Yes / Continuación del Aumento al Presupuesto, Sí	716	66	646	4
Budget Override Continuation, No / Continuación del Aumento al Presupuesto, No	583	66	516	1
Total Votes Cast	1,299	132	1,162	5

Precinct 163

Statistics	TOTAL	Polls	Early Provisional	s
Registered Voters - Total	2,234			
Ballots Cast - Total	1,940	144	1,791	5
Ballots Cast - Blank	32	7	25	0
Voter Turnout - Total	86.84%			

Presidential Electors

Vote For 1	TOTAL	Polls	Early Provisional	s
HARRIS, KAMALA D.	1,187	58	1,126	3
TRUMP, DONALD J.	710	82	626	2
OLIVER, CHASE	10	2	8	0
STEIN, JILL	9	1	8	0
Write-In Totals	8	1	7	0
Write-In: Ayyadurai / Ellis	0	0	0	0
Write-In: Boddie / Stoneham	0	0	0	0
Write-In: De la Cruz / Garcia	0	0	0	0
Write-In: Shelton / Serra	0	0	0	0
Write-In: Skousen / Combs	0	0	0	0
Not Assigned	8	1	7	0
Total Votes Cast	1,924	144	1,775	5

U.S. Senator

Vote For 1	TOTAL	Polls	Early Provisional	s
GALLEGO, RUBEN	1,214	60	1,153	1
LAKE, KARI	643	77	563	3
QUINTANA, EDUARDO	35	5	30	0
Write-In Totals	1	0	1	0
Write-In: Williams, Sarah	0	0	0	0
Write-In: Beckett, Christopher	0	0	0	0
Write-In: Sanders, Steven Cavin	0	0	0	0
Write-In: Bozic, David	0	0	0	0
Write-In: Petty, Shawn	0	0	0	0
Write-In: Rodriguez, Benjamin	0	0	0	0
Write-In: Prosser, Jannie "Jannie"	0	0	0	0
Not Assigned	1	0	1	0
Total Votes Cast	1,893	142	1,747	4

Summary Results Report
 General Election
 November 5, 2024

OFFICIAL RESULTS
 Summary of Votes Cast
 County of Pima

Precinct 163

U.S. Representative in Congress District 6

Vote For 1

	TOTAL	Polls	Early Provisional	s
ENGEL, KIRSTEN	1,104	56	1,047	1
CISCOMANI, JUAN	739	76	660	3
EASTWOOD, ATHENA	30	4	26	0
Write-In Totals	2	1	1	0
Write-In: Pozzolo, Luis	1	0	1	0
Not Assigned	1	1	0	0
Total Votes Cast	1,875	137	1,734	4

State Senator District 18

Vote For 1

	TOTAL	Polls	Early Provisional	s
SUNDARESHAN, PRIYA	1,290	79	1,210	1
Write-In Totals	38	5	33	0
Not Assigned	38	5	33	0
Total Votes Cast	1,328	84	1,243	1

State Representative Dist. 18

Vote For 2

	TOTAL	Polls	Early Provisional	s
GUTIERREZ, NANCY	1,042	45	996	1
MATHIS, CHRIS	1,047	45	1,001	1
ROSENBLUM, LEONARD "LEN"	720	78	639	3
Write-In Totals	4	0	4	0
Not Assigned	4	0	4	0
Total Votes Cast	2,813	168	2,640	5

Corporation Commissioner

Vote For 3

	TOTAL	Polls	Early Provisional	s
AGUILAR, YLENIA	998	41	956	1
HILL, JONATHON	989	38	950	1
POLACHECK, JOSHUA	957	40	916	1
LOPEZ, RENE	627	54	570	3
MARQUEZ PETERSON, LEA	695	66	626	3
WALDEN, RACHEL	663	65	595	3
CEASE, MIKE	45	6	39	0
LUXENBERG, NINA	66	13	53	0
Write-In Totals	1	0	1	0
Write-In: Bertone, Frank	0	0	0	0
Not Assigned	1	0	1	0
Total Votes Cast	5,041	323	4,706	12

Precinct 163

Board of Supervisors District 1

Vote For 1

	TOTAL	Polls	Early Provisional	S
SCOTT, REX	1,071	45	1,025	1
SPAIN, STEVE	762	88	671	3
Write-In Totals	0	0	0	0
Not Assigned	0	0	0	0
Total Votes Cast	1,833	133	1,696	4

County Assessor

Vote For 1

	TOTAL	Polls	Early Provisional	S
DROUBIE, SUZANNE	1,292	80	1,211	1
Write-In Totals	25	1	24	0
Not Assigned	25	1	24	0
Total Votes Cast	1,317	81	1,235	1

County Attorney

Vote For 1

	TOTAL	Polls	Early Provisional	S
CONOVER, LAURA	1,155	61	1,092	2
DRUAN, HOWARD	296	34	262	0
Write-In Totals	25	2	23	0
Not Assigned	25	2	23	0
Total Votes Cast	1,476	97	1,377	2

County Recorder

Vote For 1

	TOTAL	Polls	Early Provisional	S
CÁZARES-KELLY, GABRIELLA	1,081	46	1,034	1
CAMPBELL-GONZALEZ, DOMINIC	702	85	614	3
Write-In Totals	1	1	0	0
Not Assigned	1	1	0	0
Total Votes Cast	1,784	132	1,648	4

County Sheriff

Vote For 1

	TOTAL	Polls	Early Provisional	S
NANOS, CHRIS	913	40	872	1
LAPPIN, HEATHER	901	93	805	3
Write-In Totals	2	1	1	0
Write-In: Di Genova, Trista	0	0	0	0
Not Assigned	2	1	1	0
Total Votes Cast	1,816	134	1,678	4

Precinct 163

County Superintendent of Schools

Vote For 1

	TOTAL	Polls	Early Provisional	S
WILLIAMS, DUSTIN	1,268	80	1,187	1
Write-In Totals	29	1	28	0
Not Assigned	29	1	28	0
Total Votes Cast	1,297	81	1,215	1

County Treasurer

Vote For 1

	TOTAL	Polls	Early Provisional	S
JOHNSON, BRIAN	995	47	947	1
ACKERLEY, CHRIS	799	86	710	3
Write-In Totals	1	1	0	0
Not Assigned	1	1	0	0
Total Votes Cast	1,795	134	1,657	4

Constable Precinct 1

Vote For 1

	TOTAL	Polls	Early Provisional	S
ROOSEVELT, MARK	1,036	49	986	1
ROWLAND, DANIEL	732	82	647	3
Write-In Totals	3	1	2	0
Not Assigned	3	1	2	0
Total Votes Cast	1,771	132	1,635	4

KING, KATHRYN H.

Vote For 1

	TOTAL	Polls	Early Provisional	S
Yes / Si	745	58	686	1
No	766	46	719	1
Total Votes Cast	1,511	104	1,405	2

BOLICK, CLINT

Vote For 1

	TOTAL	Polls	Early Provisional	S
Yes / Si	720	52	667	1
No	782	51	730	1
Total Votes Cast	1,502	103	1,397	2

ECKERSTROM, PETER J.

Vote For 1

	TOTAL	Polls	Early Provisional	S
Yes / Si	1,116	68	1,047	1
No	227	30	197	0
Total Votes Cast	1,343	98	1,244	1

Precinct 163

STARING, CHRISTOPHER P.

Vote For 1

	TOTAL	Polls	Early Provisional	S
Yes / Si	1,066	67	998	1
No	284	30	254	0
Total Votes Cast	1,350	97	1,252	1

GRIFFIN, BRENDEN J.

Vote For 1

	TOTAL	Polls	Early Provisional	S
Yes / Si	1,031	72	959	0
No	261	26	235	0
Total Votes Cast	1,292	98	1,194	0

LEE, KENNETH

Vote For 1

	TOTAL	Polls	Early Provisional	S
Yes / Si	1,046	75	971	0
No	247	25	222	0
Total Votes Cast	1,293	100	1,193	0

BRYSON, KYLE A.

Vote For 1

	TOTAL	Polls	Early Provisional	S
Yes / Si	1,059	69	990	0
No	230	28	202	0
Total Votes Cast	1,289	97	1,192	0

COHEN, GARY J.

Vote For 1

	TOTAL	Polls	Early Provisional	S
Yes / Si	1,032	70	962	0
No	254	27	227	0
Total Votes Cast	1,286	97	1,189	0

GORDON, RICHARD E.

Vote For 1

	TOTAL	Polls	Early Provisional	S
Yes / Si	1,038	73	965	0
No	246	24	222	0
Total Votes Cast	1,284	97	1,187	0

Precinct 163

BUTLER, MICHAEL J.

Vote For 1

	TOTAL	Polls	Early Provisional	S
Yes / Si	1,063	73	990	0
No	226	24	202	0
Total Votes Cast	1,289	97	1,192	0

YEHLING, WAYNE E.

Vote For 1

	TOTAL	Polls	Early Provisional	S
Yes / Si	1,030	68	962	0
No	255	29	226	0
Total Votes Cast	1,285	97	1,188	0

CONSTANT, DANIELLE J.K.

Vote For 1

	TOTAL	Polls	Early Provisional	S
Yes / Si	993	67	926	0
No	290	28	262	0
Total Votes Cast	1,283	95	1,188	0

METCALF, D. DOUGLAS

Vote For 1

	TOTAL	Polls	Early Provisional	S
Yes / Si	1,038	72	966	0
No	244	25	219	0
Total Votes Cast	1,282	97	1,185	0

MCGINLEY, CASEY F.

Vote For 1

	TOTAL	Polls	Early Provisional	S
Yes / Si	1,045	73	972	0
No	234	24	210	0
Total Votes Cast	1,279	97	1,182	0

SAKALL, GREG

Vote For 1

	TOTAL	Polls	Early Provisional	S
Yes / Si	1,034	71	963	0
No	247	25	222	0
Total Votes Cast	1,281	96	1,185	0

Precinct 163

WAGENER, JOAN L.

Vote For 1

	TOTAL	Polls	Early Provisional	S
Yes / Si	1,040	71	969	0
No	239	26	213	0
Total Votes Cast	1,279	97	1,182	0

JOHNSON, KELLIE L.

Vote For 1

	TOTAL	Polls	Early Provisional	S
Yes / Si	884	63	821	0
No	434	35	399	0
Total Votes Cast	1,318	98	1,220	0

ORTIZ, KIMBERLY H.

Vote For 1

	TOTAL	Polls	Early Provisional	S
Yes / Si	1,047	73	974	0
No	233	24	209	0
Total Votes Cast	1,280	97	1,183	0

MCDONALD, SCOTT DAVID

Vote For 1

	TOTAL	Polls	Early Provisional	S
Yes / Si	1,008	69	939	0
No	277	27	250	0
Total Votes Cast	1,285	96	1,189	0

ABRAMS, LISA ILKA

Vote For 1

	TOTAL	Polls	Early Provisional	S
Yes / Si	1,056	78	978	0
No	240	23	217	0
Total Votes Cast	1,296	101	1,195	0

Governing Board - Catalina Foothills Unified School District No. 16

Vote For 1

	TOTAL	Polls	Early Provisional	S
ARISPE, BROOKE	367	46	321	0
JACKSON, EILEEN	973	50	922	1
Write-In Totals	10	1	9	0
Not Assigned	10	1	9	0
Total Votes Cast	1,350	97	1,252	1

Precinct 163

Governing Board - Catalina Foothills Unified School District No. 16

Vote For 2

	TOTAL	Polls	Early Provisional	S
DAVOLI, JACQUELYN	833	38	795	0
LOGUE, TOM	849	46	803	0
PEMBERTON, BART	489	41	447	1
REPSCHER, JENNIFER	562	53	508	1
Write-In Totals	6	1	5	0
Not Assigned	6	1	5	0
Total Votes Cast	2,739	179	2,558	2

PROPOSITION 133

Vote For 1

	TOTAL	Polls	Early Provisional	S
Yes / Si	537	52	484	1
No	1,189	75	1,111	3
Total Votes Cast	1,726	127	1,595	4

PROPOSITION 134

Vote For 1

	TOTAL	Polls	Early Provisional	S
Yes / Si	523	49	473	1
No	1,211	77	1,131	3
Total Votes Cast	1,734	126	1,604	4

PROPOSITION 135

Vote For 1

	TOTAL	Polls	Early Provisional	S
Yes / Si	606	57	545	4
No	1,108	66	1,041	1
Total Votes Cast	1,714	123	1,586	5

PROPOSITION 136

Vote For 1

	TOTAL	Polls	Early Provisional	S
Yes / Si	421	43	377	1
No	1,276	80	1,193	3
Total Votes Cast	1,697	123	1,570	4

PROPOSITION 137

Vote For 1

	TOTAL	Polls	Early Provisional	S
Yes / Si	261	29	232	0
No	1,464	96	1,364	4
Total Votes Cast	1,725	125	1,596	4

Precinct 163

PROPOSITION 138

Vote For 1

	TOTAL	Polls	Early Provisional	S
Yes / Si	387	31	356	0
No	1,383	98	1,280	5
Total Votes Cast	1,770	129	1,636	5

PROPOSITION 139

Vote For 1

	TOTAL	Polls	Early Provisional	S
Yes / Si	1,394	91	1,301	2
No	458	43	412	3
Total Votes Cast	1,852	134	1,713	5

PROPOSITION 140

Vote For 1

	TOTAL	Polls	Early Provisional	S
Yes / Si	785	61	721	3
No	1,022	72	948	2
Total Votes Cast	1,807	133	1,669	5

PROPOSITION 311

Vote For 1

	TOTAL	Polls	Early Provisional	S
Yes / Si	982	89	890	3
No	834	42	790	2
Total Votes Cast	1,816	131	1,680	5

PROPOSITION 312

Vote For 1

	TOTAL	Polls	Early Provisional	S
Yes / Si	911	82	826	3
No	895	50	843	2
Total Votes Cast	1,806	132	1,669	5

PROPOSITION 313

Vote For 1

	TOTAL	Polls	Early Provisional	S
Yes / Si	790	82	707	1
No	934	46	884	4
Total Votes Cast	1,724	128	1,591	5

Precinct 163

PROPOSITION 314

Vote For 1

	TOTAL	Polls	Early Provisional	S
Yes / Si	824	84	738	2
No	901	44	854	3
Total Votes Cast	1,725	128	1,592	5

PROPOSITION 315

Vote For 1

	TOTAL	Polls	Early Provisional	S
Yes / Si	648	62	584	2
No	1,034	61	970	3
Total Votes Cast	1,682	123	1,554	5

Summary Results Report
 General Election
 November 5, 2024

OFFICIAL RESULTS
 Summary of Votes Cast
 County of Pima

Precinct 164

Statistics	TOTAL	Polls	Early Provisional	S
Registered Voters - Total	3,454			
Ballots Cast - Total	2,943	283	2,641	19
Ballots Cast - Blank	27	11	16	0
Voter Turnout - Total	85.21%			

Presidential Electors

Vote For 1	TOTAL	Polls	Early Provisional	S
HARRIS, KAMALA D.	2,248	155	2,079	14
TRUMP, DONALD J.	640	122	514	4
OLIVER, CHASE	12	3	9	0
STEIN, JILL	20	2	17	1
Write-In Totals	9	1	8	0
Write-In: Ayyadurai / Ellis	0	0	0	0
Write-In: Boddie / Stoneham	0	0	0	0
Write-In: De la Cruz / Garcia	3	0	3	0
Write-In: Shelton / Serra	0	0	0	0
Write-In: Skousen / Combs	0	0	0	0
Not Assigned	6	1	5	0
Total Votes Cast	2,929	283	2,627	19

U.S. Senator

Vote For 1	TOTAL	Polls	Early Provisional	S
GALLEGO, RUBEN	2,239	157	2,068	14
LAKE, KARI	587	111	472	4
QUINTANA, EDUARDO	61	7	53	1
Write-In Totals	2	1	1	0
Write-In: Williams, Sarah	1	0	1	0
Write-In: Beckett, Christopher	1	1	0	0
Write-In: Sanders, Steven Cavin	0	0	0	0
Write-In: Bozic, David	0	0	0	0
Write-In: Petty, Shawn	0	0	0	0
Write-In: Rodriguez, Benjamin	0	0	0	0
Write-In: Prosser, Jannie "Jannie"	0	0	0	0
Not Assigned	0	0	0	0
Total Votes Cast	2,889	276	2,594	19

Summary Results Report
 General Election
 November 5, 2024

OFFICIAL RESULTS
 Summary of Votes Cast
 County of Pima

Precinct 164

U.S. Representative in Congress District 6

Vote For 1

	TOTAL	Polls	Early Provisional	s
ENGEL, KIRSTEN	2,180	150	2,018	12
CISCOMANI, JUAN	629	116	509	4
EASTWOOD, ATHENA	70	12	56	2
Write-In Totals	2	0	2	0
Write-In: Pozzolo, Luis	0	0	0	0
Not Assigned	2	0	2	0
Total Votes Cast	2,881	278	2,585	18

State Senator District 20

Vote For 1

	TOTAL	Polls	Early Provisional	s
GONZALES, SALLY ANN	2,325	188	2,122	15
Write-In Totals	50	17	33	0
Not Assigned	50	17	33	0
Total Votes Cast	2,375	205	2,155	15

State Representative Dist. 20

Vote For 2

	TOTAL	Polls	Early Provisional	s
HERNANDEZ, ALMA	1,911	132	1,767	12
VILLEGAS, BETTY	2,068	141	1,916	11
Write-In Totals	67	22	45	0
Not Assigned	67	22	45	0
Total Votes Cast	4,046	295	3,728	23

Corporation Commissioner

Vote For 3

	TOTAL	Polls	Early Provisional	s
AGUILAR, YLENIA	1,956	117	1,828	11
HILL, JONATHON	1,938	108	1,820	10
POLACHECK, JOSHUA	1,853	104	1,740	9
LOPEZ, RENE	547	72	472	3
MARQUEZ PETERSON, LEA	559	75	481	3
WALDEN, RACHEL	539	76	459	4
CEASE, MIKE	110	18	90	2
LUXENBERG, NINA	137	18	117	2
Write-In Totals	4	1	3	0
Write-In: Bertone, Frank	0	0	0	0
Not Assigned	4	1	3	0
Total Votes Cast	7,643	589	7,010	44

Precinct 164

Board of Supervisors District 3

Vote For 1

	TOTAL	Polls	Early Provisional	S
ALLEN, JENNIFER "JEN"	2,056	136	1,910	10
WITTENBRAKER, JANET "JL"	625	105	515	5
BAH, IMAN-UTOPIA LAYJOU	129	22	104	3
Write-In Totals	1	0	1	0
Not Assigned	1	0	1	0
Total Votes Cast	2,811	263	2,530	18

County Assessor

Vote For 1

	TOTAL	Polls	Early Provisional	S
DROUBIE, SUZANNE	2,305	182	2,108	15
Write-In Totals	47	12	34	1
Not Assigned	47	12	34	1
Total Votes Cast	2,352	194	2,142	16

County Attorney

Vote For 1

	TOTAL	Polls	Early Provisional	S
CONOVER, LAURA	2,093	147	1,933	13
DRUAN, HOWARD	372	65	303	4
Write-In Totals	27	7	20	0
Not Assigned	27	7	20	0
Total Votes Cast	2,492	219	2,256	17

County Recorder

Vote For 1

	TOTAL	Polls	Early Provisional	S
CÁZARES-KELLY, GABRIELLA	2,172	148	2,009	15
CAMPBELL-GONZALEZ, DOMINIC	583	101	478	4
Write-In Totals	6	2	4	0
Not Assigned	6	2	4	0
Total Votes Cast	2,761	251	2,491	19

County Sheriff

Vote For 1

	TOTAL	Polls	Early Provisional	S
NANOS, CHRIS	1,757	124	1,621	12
LAPPIN, HEATHER	974	135	832	7
Write-In Totals	14	1	13	0
Write-In: Di Genova, Trista	0	0	0	0
Not Assigned	14	1	13	0
Total Votes Cast	2,745	260	2,466	19

Precinct 164

County Superintendent of Schools

Vote For 1

	TOTAL	Polls	Early Provisional	S
WILLIAMS, DUSTIN	2,273	178	2,079	16
Write-In Totals	44	15	29	0
Not Assigned	44	15	29	0
Total Votes Cast	2,317	193	2,108	16

County Treasurer

Vote For 1

	TOTAL	Polls	Early Provisional	S
JOHNSON, BRIAN	2,039	134	1,891	14
ACKERLEY, CHRIS	736	122	609	5
Write-In Totals	3	0	3	0
Not Assigned	3	0	3	0
Total Votes Cast	2,778	256	2,503	19

Justice of the Peace Precinct 6

Vote For 1

	TOTAL	Polls	Early Provisional	S
BALL, ALEXANDER	2,260	176	2,070	14
Write-In Totals	41	14	26	1
Not Assigned	41	14	26	1
Total Votes Cast	2,301	190	2,096	15

Constable Precinct 6

Vote For 1

	TOTAL	Polls	Early Provisional	S
BERNAL, BENNETT L.	2,272	180	2,078	14
Write-In Totals	36	11	24	1
Not Assigned	36	11	24	1
Total Votes Cast	2,308	191	2,102	15

KING, KATHRYN H.

Vote For 1

	TOTAL	Polls	Early Provisional	S
Yes / Si	896	93	799	4
No	1,537	108	1,421	8
Total Votes Cast	2,433	201	2,220	12

BOLICK, CLINT

Vote For 1

	TOTAL	Polls	Early Provisional	S
Yes / Si	829	78	746	5
No	1,584	121	1,456	7
Total Votes Cast	2,413	199	2,202	12

Precinct 164

ECKERSTROM, PETER J.

Vote For 1

	TOTAL	Polls	Early Provisional	S
Yes / Si	1,707	119	1,582	6
No	482	68	409	5
Total Votes Cast	2,189	187	1,991	11

STARING, CHRISTOPHER P.

Vote For 1

	TOTAL	Polls	Early Provisional	S
Yes / Si	1,532	115	1,410	7
No	628	67	557	4
Total Votes Cast	2,160	182	1,967	11

GRIFFIN, BRENDEN J.

Vote For 1

	TOTAL	Polls	Early Provisional	S
Yes / Si	1,556	117	1,431	8
No	570	68	498	4
Total Votes Cast	2,126	185	1,929	12

LEE, KENNETH

Vote For 1

	TOTAL	Polls	Early Provisional	S
Yes / Si	1,606	116	1,483	7
No	521	71	445	5
Total Votes Cast	2,127	187	1,928	12

BRYSON, KYLE A.

Vote For 1

	TOTAL	Polls	Early Provisional	S
Yes / Si	1,630	118	1,505	7
No	500	67	428	5
Total Votes Cast	2,130	185	1,933	12

COHEN, GARY J.

Vote For 1

	TOTAL	Polls	Early Provisional	S
Yes / Si	1,564	109	1,447	8
No	557	75	478	4
Total Votes Cast	2,121	184	1,925	12

Precinct 164

GORDON, RICHARD E.

Vote For 1

	TOTAL	Polls	Early Provisional	S
Yes / Si	1,585	115	1,462	8
No	529	68	457	4
Total Votes Cast	2,114	183	1,919	12

BUTLER, MICHAEL J.

Vote For 1

	TOTAL	Polls	Early Provisional	S
Yes / Si	1,599	112	1,479	8
No	522	70	448	4
Total Votes Cast	2,121	182	1,927	12

YEHLING, WAYNE E.

Vote For 1

	TOTAL	Polls	Early Provisional	S
Yes / Si	1,567	114	1,446	7
No	547	69	474	4
Total Votes Cast	2,114	183	1,920	11

CONSTANT, DANIELLE J.K.

Vote For 1

	TOTAL	Polls	Early Provisional	S
Yes / Si	1,508	120	1,380	8
No	600	63	533	4
Total Votes Cast	2,108	183	1,913	12

METCALF, D. DOUGLAS

Vote For 1

	TOTAL	Polls	Early Provisional	S
Yes / Si	1,581	123	1,451	7
No	537	62	470	5
Total Votes Cast	2,118	185	1,921	12

MCGINLEY, CASEY F.

Vote For 1

	TOTAL	Polls	Early Provisional	S
Yes / Si	1,594	112	1,474	8
No	525	71	450	4
Total Votes Cast	2,119	183	1,924	12

Precinct 164

SAKALL, GREG

Vote For 1

	TOTAL	Polls	Early Provisional	S
Yes / Si	1,544	116	1,420	8
No	593	67	522	4
Total Votes Cast	2,137	183	1,942	12

WAGENER, JOAN L.

Vote For 1

	TOTAL	Polls	Early Provisional	S
Yes / Si	1,561	114	1,439	8
No	552	70	478	4
Total Votes Cast	2,113	184	1,917	12

JOHNSON, KELLIE L.

Vote For 1

	TOTAL	Polls	Early Provisional	S
Yes / Si	1,189	106	1,076	7
No	980	82	893	5
Total Votes Cast	2,169	188	1,969	12

ORTIZ, KIMBERLY H.

Vote For 1

	TOTAL	Polls	Early Provisional	S
Yes / Si	1,584	123	1,453	8
No	532	63	465	4
Total Votes Cast	2,116	186	1,918	12

MCDONALD, SCOTT DAVID

Vote For 1

	TOTAL	Polls	Early Provisional	S
Yes / Si	1,488	117	1,363	8
No	637	68	565	4
Total Votes Cast	2,125	185	1,928	12

ABRAMS, LISA ILKA

Vote For 1

	TOTAL	Polls	Early Provisional	S
Yes / Si	1,606	114	1,484	8
No	518	68	446	4
Total Votes Cast	2,124	182	1,930	12

Precinct 164

Governing Board - Tucson Unified School District (TUSD) No. 1

Vote For 3

	TOTAL	Polls	Early Provisional	s
ACOSTA RUIZ, PILAR	621	52	563	6
FLORES, ESTEBAN	524	54	466	4
LUNA ROSE, NATALIE	1,702	109	1,586	7
SHAH, RAVI	1,472	87	1,377	8
SHAW, SADIE	1,456	82	1,369	5
Write-In Totals	32	8	24	0
Not Assigned	32	8	24	0
Total Votes Cast	5,807	392	5,385	30

Board of Governors - Pima Community College Dist. 3

Vote For 1

	TOTAL	Polls	Early Provisional	s
GARCIA, MARIA DE LA LUZ	670	59	605	6
RANDALL, KRISTEN	1,364	125	1,234	5
Write-In Totals	20	5	14	1
Not Assigned	20	5	14	1
Total Votes Cast	2,054	189	1,853	12

PROPOSITION 133

Vote For 1

	TOTAL	Polls	Early Provisional	s
Yes / Si	632	80	543	9
No	2,053	164	1,882	7
Total Votes Cast	2,685	244	2,425	16

PROPOSITION 134

Vote For 1

	TOTAL	Polls	Early Provisional	s
Yes / Si	578	74	499	5
No	2,110	170	1,932	8
Total Votes Cast	2,688	244	2,431	13

PROPOSITION 135

Vote For 1

	TOTAL	Polls	Early Provisional	s
Yes / Si	727	93	626	8
No	1,925	147	1,771	7
Total Votes Cast	2,652	240	2,397	15

Precinct 164

PROPOSITION 136

Vote For 1

	TOTAL	Polls	Early Provisional	S
Yes / Si	517	78	433	6
No	2,135	157	1,970	8
Total Votes Cast	2,652	235	2,403	14

PROPOSITION 137

Vote For 1

	TOTAL	Polls	Early Provisional	S
Yes / Si	311	42	266	3
No	2,321	194	2,115	12
Total Votes Cast	2,632	236	2,381	15

PROPOSITION 138

Vote For 1

	TOTAL	Polls	Early Provisional	S
Yes / Si	352	49	300	3
No	2,374	202	2,160	12
Total Votes Cast	2,726	251	2,460	15

PROPOSITION 139

Vote For 1

	TOTAL	Polls	Early Provisional	S
Yes / Si	2,393	190	2,186	17
No	451	76	373	2
Total Votes Cast	2,844	266	2,559	19

PROPOSITION 140

Vote For 1

	TOTAL	Polls	Early Provisional	S
Yes / Si	1,160	126	1,019	15
No	1,618	130	1,485	3
Total Votes Cast	2,778	256	2,504	18

PROPOSITION 311

Vote For 1

	TOTAL	Polls	Early Provisional	S
Yes / Si	1,242	160	1,069	13
No	1,528	100	1,423	5
Total Votes Cast	2,770	260	2,492	18

Precinct 164

PROPOSITION 312

Vote For 1

	TOTAL	Polls	Early Provisional	S
Yes / Si	1,012	135	867	10
No	1,751	123	1,622	6
Total Votes Cast	2,763	258	2,489	16

PROPOSITION 313

Vote For 1

	TOTAL	Polls	Early Provisional	S
Yes / Si	1,029	148	870	11
No	1,655	98	1,552	5
Total Votes Cast	2,684	246	2,422	16

PROPOSITION 314

Vote For 1

	TOTAL	Polls	Early Provisional	S
Yes / Si	873	115	749	9
No	1,797	128	1,663	6
Total Votes Cast	2,670	243	2,412	15

PROPOSITION 315

Vote For 1

	TOTAL	Polls	Early Provisional	S
Yes / Si	671	91	572	8
No	1,930	140	1,785	5
Total Votes Cast	2,601	231	2,357	13

Summary Results Report
 General Election
 November 5, 2024

OFFICIAL RESULTS
 Summary of Votes Cast
 County of Pima

Precinct 165

Statistics	TOTAL	Polls	Early Provisional	s
Registered Voters - Total	912			
Ballots Cast - Total	761	96	662	3
Ballots Cast - Blank	7	0	7	0
Voter Turnout - Total	83.44%			

Presidential Electors

Vote For 1	TOTAL	Polls	Early Provisional	s
HARRIS, KAMALA D.	187	11	174	2
TRUMP, DONALD J.	560	83	476	1
OLIVER, CHASE	7	2	5	0
STEIN, JILL	2	0	2	0
Write-In Totals	0	0	0	0
Write-In: Ayyadurai / Ellis	0	0	0	0
Write-In: Boddie / Stoneham	0	0	0	0
Write-In: De la Cruz / Garcia	0	0	0	0
Write-In: Shelton / Serra	0	0	0	0
Write-In: Skousen / Combs	0	0	0	0
Not Assigned	0	0	0	0
Total Votes Cast	756	96	657	3

U.S. Senator

Vote For 1	TOTAL	Polls	Early Provisional	s
GALLEGO, RUBEN	193	11	180	2
LAKE, KARI	531	81	449	1
QUINTANA, EDUARDO	18	2	16	0
Write-In Totals	0	0	0	0
Write-In: Williams, Sarah	0	0	0	0
Write-In: Beckett, Christopher	0	0	0	0
Write-In: Sanders, Steven Cavin	0	0	0	0
Write-In: Bozic, David	0	0	0	0
Write-In: Petty, Shawn	0	0	0	0
Write-In: Rodriguez, Benjamin	0	0	0	0
Write-In: Prosser, Jannie "Jannie"	0	0	0	0
Not Assigned	0	0	0	0
Total Votes Cast	742	94	645	3

Summary Results Report
 General Election
 November 5, 2024

OFFICIAL RESULTS
 Summary of Votes Cast
 County of Pima

Precinct 165

U.S. Representative in Congress District 6

Vote For 1

	TOTAL	Polls	Early Provisional	S
ENGEL, KIRSTEN	169	9	159	1
CISCOMANI, JUAN	540	83	456	1
EASTWOOD, ATHENA	21	1	20	0
Write-In Totals	0	0	0	0
Write-In: Pozzolo, Luis	0	0	0	0
Not Assigned	0	0	0	0
Total Votes Cast	730	93	635	2

State Senator District 19

Vote For 1

	TOTAL	Polls	Early Provisional	S
KARP, BOB	161	9	152	0
GOWAN, DAVID	552	83	468	1
Write-In Totals	2	0	2	0
Not Assigned	2	0	2	0
Total Votes Cast	715	92	622	1

State Representative Dist. 19

Vote For 2

	TOTAL	Polls	Early Provisional	S
FROSTROM JR., GREGG	163	9	154	0
DIAZ, LUPE	460	73	387	0
GRIFFIN, GAIL	477	61	415	1
Write-In Totals	4	0	4	0
Not Assigned	4	0	4	0
Total Votes Cast	1,104	143	960	1

Corporation Commissioner

Vote For 3

	TOTAL	Polls	Early Provisional	S
AGUILAR, YLENIA	142	8	133	1
HILL, JONATHON	140	8	131	1
POLACHECK, JOSHUA	128	7	120	1
LOPEZ, RENE	463	59	403	1
MARQUEZ PETERSON, LEA	473	60	412	1
WALDEN, RACHEL	510	71	438	1
CEASE, MIKE	25	4	21	0
LUXENBERG, NINA	24	2	22	0
Write-In Totals	0	0	0	0
Write-In: Bertone, Frank	0	0	0	0
Not Assigned	0	0	0	0
Total Votes Cast	1,905	219	1,680	6

Precinct 165

Board of Supervisors District 4

Vote For 1

	TOTAL	Polls	Early Provisional	S
BECHTOL, VANESSA	160	9	151	0
CHRISTY, STEPHEN W. "STEVE"	545	79	465	1
Write-In Totals	1	0	1	0
Not Assigned	1	0	1	0
Total Votes Cast	706	88	617	1

County Assessor

Vote For 1

	TOTAL	Polls	Early Provisional	S
DROUBIE, SUZANNE	318	34	281	3
Write-In Totals	46	8	38	0
Not Assigned	46	8	38	0
Total Votes Cast	364	42	319	3

County Attorney

Vote For 1

	TOTAL	Polls	Early Provisional	S
CONOVER, LAURA	205	15	189	1
DRUAN, HOWARD	254	44	209	1
Write-In Totals	26	1	25	0
Not Assigned	26	1	25	0
Total Votes Cast	485	60	423	2

County Recorder

Vote For 1

	TOTAL	Polls	Early Provisional	S
CÁZARES-KELLY, GABRIELLA	176	9	166	1
CAMPBELL-GONZALEZ, DOMINIC	521	80	440	1
Write-In Totals	2	0	2	0
Not Assigned	2	0	2	0
Total Votes Cast	699	89	608	2

County Sheriff

Vote For 1

	TOTAL	Polls	Early Provisional	S
NANOS, CHRIS	155	9	145	1
LAPPIN, HEATHER	559	78	479	2
Write-In Totals	1	0	1	0
Write-In: Di Genova, Trista	0	0	0	0
Not Assigned	1	0	1	0
Total Votes Cast	715	87	625	3

Precinct 165

County Superintendent of Schools

Vote For 1

	TOTAL	Polls	Early Provisional	S
WILLIAMS, DUSTIN	314	30	281	3
Write-In Totals	49	13	36	0
Not Assigned	49	13	36	0
Total Votes Cast	363	43	317	3

County Treasurer

Vote For 1

	TOTAL	Polls	Early Provisional	S
JOHNSON, BRIAN	147	8	137	2
ACKERLEY, CHRIS	562	79	482	1
Write-In Totals	1	0	1	0
Not Assigned	1	0	1	0
Total Votes Cast	710	87	620	3

Constable Precinct 7

Vote For 1

	TOTAL	Polls	Early Provisional	S
SCHENEK JR., THOMAS	591	78	511	2
Write-In Totals	8	2	6	0
Not Assigned	8	2	6	0
Total Votes Cast	599	80	517	2

KING, KATHRYN H.

Vote For 1

	TOTAL	Polls	Early Provisional	S
Yes / Si	391	54	337	0
No	168	20	147	1
Total Votes Cast	559	74	484	1

BOLICK, CLINT

Vote For 1

	TOTAL	Polls	Early Provisional	S
Yes / Si	373	53	319	1
No	178	19	159	0
Total Votes Cast	551	72	478	1

ECKERSTROM, PETER J.

Vote For 1

	TOTAL	Polls	Early Provisional	S
Yes / Si	358	48	309	1
No	158	20	138	0
Total Votes Cast	516	68	447	1

Precinct 165

STARING, CHRISTOPHER P.

Vote For 1

	TOTAL	Polls	Early Provisional	S
Yes / Si	373	52	320	1
No	137	15	122	0
Total Votes Cast	510	67	442	1

GRIFFIN, BRENDEN J.

Vote For 1

	TOTAL	Polls	Early Provisional	S
Yes / Si	363	53	309	1
No	134	12	122	0
Total Votes Cast	497	65	431	1

LEE, KENNETH

Vote For 1

	TOTAL	Polls	Early Provisional	S
Yes / Si	365	54	310	1
No	136	14	122	0
Total Votes Cast	501	68	432	1

BRYSON, KYLE A.

Vote For 1

	TOTAL	Polls	Early Provisional	S
Yes / Si	366	53	312	1
No	130	12	118	0
Total Votes Cast	496	65	430	1

COHEN, GARY J.

Vote For 1

	TOTAL	Polls	Early Provisional	S
Yes / Si	365	56	308	1
No	133	11	122	0
Total Votes Cast	498	67	430	1

GORDON, RICHARD E.

Vote For 1

	TOTAL	Polls	Early Provisional	S
Yes / Si	360	55	304	1
No	138	12	126	0
Total Votes Cast	498	67	430	1

Precinct 165

BUTLER, MICHAEL J.

Vote For 1

	TOTAL	Polls	Early Provisional	S
Yes / Si	365	54	310	1
No	137	12	125	0
Total Votes Cast	502	66	435	1

YEHLING, WAYNE E.

Vote For 1

	TOTAL	Polls	Early Provisional	S
Yes / Si	342	52	289	1
No	152	14	138	0
Total Votes Cast	494	66	427	1

CONSTANT, DANIELLE J.K.

Vote For 1

	TOTAL	Polls	Early Provisional	S
Yes / Si	340	51	288	1
No	153	14	139	0
Total Votes Cast	493	65	427	1

METCALF, D. DOUGLAS

Vote For 1

	TOTAL	Polls	Early Provisional	S
Yes / Si	350	54	295	1
No	147	14	133	0
Total Votes Cast	497	68	428	1

MCGINLEY, CASEY F.

Vote For 1

	TOTAL	Polls	Early Provisional	S
Yes / Si	354	52	301	1
No	142	15	127	0
Total Votes Cast	496	67	428	1

SAKALL, GREG

Vote For 1

	TOTAL	Polls	Early Provisional	S
Yes / Si	353	54	298	1
No	140	13	127	0
Total Votes Cast	493	67	425	1

Precinct 165

WAGENER, JOAN L.

Vote For 1		TOTAL	Polls	Early Provisional	S
Yes / Si		351	52	298	1
No		146	15	131	0
Total Votes Cast		497	67	429	1

JOHNSON, KELLIE L.

Vote For 1		TOTAL	Polls	Early Provisional	S
Yes / Si		357	50	306	1
No		145	16	129	0
Total Votes Cast		502	66	435	1

ORTIZ, KIMBERLY H.

Vote For 1		TOTAL	Polls	Early Provisional	S
Yes / Si		360	51	308	1
No		140	16	124	0
Total Votes Cast		500	67	432	1

MCDONALD, SCOTT DAVID

Vote For 1		TOTAL	Polls	Early Provisional	S
Yes / Si		356	55	300	1
No		141	12	129	0
Total Votes Cast		497	67	429	1

ABRAMS, LISA ILKA

Vote For 1		TOTAL	Polls	Early Provisional	S
Yes / Si		360	50	309	1
No		139	17	122	0
Total Votes Cast		499	67	431	1

Governing Board - Vail Unified School District No. 20

Vote For 3		TOTAL	Polls	Early Provisional	S
KING, CHRISTOPHER		191	25	165	1
MOORE, LAURA		147	11	136	0
MOTHERSHED, JOHN		95	14	81	0
PRATT, ALLISON		163	13	149	1
TIPPETT, CALLIE BASHAM		120	9	111	0
Write-In Totals		12	0	12	0
Not Assigned		12	0	12	0
Total Votes Cast		728	72	654	2

Precinct 165

Board Member Mescal-J6 Fire District

Vote For 2

	TOTAL	Polls	Early Provisional	S
HUERTA, ROBERT	100	13	86	1
NERVIK, MICHAEL	124	16	108	0
SALCIDO, SONJA	88	8	80	0
Write-In Totals	3	0	3	0
Not Assigned	3	0	3	0
Total Votes Cast	315	37	277	1

PROPOSITION 133

Vote For 1

	TOTAL	Polls	Early Provisional	S
Yes / Si	366	52	314	0
No	319	39	279	1
Total Votes Cast	685	91	593	1

PROPOSITION 134

Vote For 1

	TOTAL	Polls	Early Provisional	S
Yes / Si	372	60	312	0
No	316	31	284	1
Total Votes Cast	688	91	596	1

PROPOSITION 135

Vote For 1

	TOTAL	Polls	Early Provisional	S
Yes / Si	427	64	363	0
No	259	27	231	1
Total Votes Cast	686	91	594	1

PROPOSITION 136

Vote For 1

	TOTAL	Polls	Early Provisional	S
Yes / Si	345	53	291	1
No	326	33	292	1
Total Votes Cast	671	86	583	2

PROPOSITION 137

Vote For 1

	TOTAL	Polls	Early Provisional	S
Yes / Si	163	22	141	0
No	519	68	450	1
Total Votes Cast	682	90	591	1

Precinct 165

PROPOSITION 138

Vote For 1

	TOTAL	Polls	Early Provisional	S
Yes / Si	212	31	181	0
No	483	60	421	2
Total Votes Cast	695	91	602	2

PROPOSITION 139

Vote For 1

	TOTAL	Polls	Early Provisional	S
Yes / Si	316	23	290	3
No	408	70	338	0
Total Votes Cast	724	93	628	3

PROPOSITION 140

Vote For 1

	TOTAL	Polls	Early Provisional	S
Yes / Si	296	29	266	1
No	421	64	356	1
Total Votes Cast	717	93	622	2

PROPOSITION 311

Vote For 1

	TOTAL	Polls	Early Provisional	S
Yes / Si	533	73	458	2
No	187	18	169	0
Total Votes Cast	720	91	627	2

PROPOSITION 312

Vote For 1

	TOTAL	Polls	Early Provisional	S
Yes / Si	521	77	442	2
No	187	14	173	0
Total Votes Cast	708	91	615	2

PROPOSITION 313

Vote For 1

	TOTAL	Polls	Early Provisional	S
Yes / Si	518	75	442	1
No	182	16	164	2
Total Votes Cast	700	91	606	3

Precinct 165

PROPOSITION 314

Vote For 1

	TOTAL	Polls	Early Provisional	S
Yes / Si	555	84	469	2
No	146	7	139	0
Total Votes Cast	701	91	608	2

PROPOSITION 315

Vote For 1

	TOTAL	Polls	Early Provisional	S
Yes / Si	415	65	350	0
No	258	25	231	2
Total Votes Cast	673	90	581	2

Summary Results Report
 General Election
 November 5, 2024

OFFICIAL RESULTS
 Summary of Votes Cast
 County of Pima

Precinct 166

Statistics	TOTAL	Polls	Early Provisional	s
Registered Voters - Total	5,546			
Ballots Cast - Total	3,930	569	3,319	42
Ballots Cast - Blank	66	20	42	4
Voter Turnout - Total	70.86%			

Presidential Electors

Vote For 1	TOTAL	Polls	Early Provisional	s
HARRIS, KAMALA D.	2,957	323	2,612	22
TRUMP, DONALD J.	835	224	593	18
OLIVER, CHASE	30	5	25	0
STEIN, JILL	59	12	45	2
Write-In Totals	28	3	25	0
Write-In: Ayyadurai / Ellis	0	0	0	0
Write-In: Boddie / Stoneham	0	0	0	0
Write-In: De la Cruz / Garcia	9	0	9	0
Write-In: Shelton / Serra	0	0	0	0
Write-In: Skousen / Combs	1	0	1	0
Not Assigned	18	3	15	0
Total Votes Cast	3,909	567	3,300	42

U.S. Senator

Vote For 1	TOTAL	Polls	Early Provisional	s
GALLEGO, RUBEN	2,940	323	2,598	19
LAKE, KARI	717	194	507	16
QUINTANA, EDUARDO	161	32	125	4
Write-In Totals	9	0	8	1
Write-In: Williams, Sarah	1	0	1	0
Write-In: Beckett, Christopher	0	0	0	0
Write-In: Sanders, Steven Cavin	0	0	0	0
Write-In: Bozic, David	0	0	0	0
Write-In: Petty, Shawn	0	0	0	0
Write-In: Rodriguez, Benjamin	0	0	0	0
Write-In: Prosser, Jannie "Jannie"	0	0	0	0
Not Assigned	8	0	7	1
Total Votes Cast	3,827	549	3,238	40

U.S. Representative in Congress District 7

Vote For 1	TOTAL	Polls	Early Provisional	s
GRIJALVA, RAÚL M.	2,963	338	2,604	21
BUTIEREZ SR., DANIEL FRANCIS	784	198	569	17
Write-In Totals	11	0	11	0
Not Assigned	11	0	11	0
Total Votes Cast	3,758	536	3,184	38

Summary Results Report
 General Election
 November 5, 2024

OFFICIAL RESULTS
 Summary of Votes Cast
 County of Pima

Precinct 166

State Senator District 20

Vote For 1

	TOTAL	Polls	Early Provisional	S
GONZALES, SALLY ANN	3,117	388	2,709	20
Write-In Totals	65	12	51	2
Not Assigned	65	12	51	2
Total Votes Cast	3,182	400	2,760	22

State Representative Dist. 20

Vote For 2

	TOTAL	Polls	Early Provisional	S
HERNANDEZ, ALMA	2,690	323	2,352	15
VILLEGAS, BETTY	2,367	208	2,149	10
Write-In Totals	96	10	81	5
Not Assigned	96	10	81	5
Total Votes Cast	5,153	541	4,582	30

Corporation Commissioner

Vote For 3

	TOTAL	Polls	Early Provisional	S
AGUILAR, YLENIA	2,547	245	2,291	11
HILL, JONATHON	2,350	209	2,124	17
POLACHECK, JOSHUA	2,383	217	2,154	12
LOPEZ, RENE	622	133	480	9
MARQUEZ PETERSON, LEA	564	101	453	10
WALDEN, RACHEL	632	136	484	12
CEASE, MIKE	194	34	157	3
LUXENBERG, NINA	250	32	214	4
Write-In Totals	9	1	8	0
Write-In: Bertone, Frank	0	0	0	0
Not Assigned	9	1	8	0
Total Votes Cast	9,551	1,108	8,365	78

Board of Supervisors District 3

Vote For 1

	TOTAL	Polls	Early Provisional	S
ALLEN, JENNIFER "JEN"	2,687	279	2,394	14
WITTENBRAKER, JANET "JL"	756	185	556	15
BAH, IMAN-UTOPIA LAYJOU	247	46	196	5
Write-In Totals	8	1	6	1
Not Assigned	8	1	6	1
Total Votes Cast	3,698	511	3,152	35

Precinct 166

County Assessor

Vote For 1

	TOTAL	Polls	Early Provisional	S
DROUBIE, SUZANNE	3,079	381	2,672	26
Write-In Totals	56	9	47	0
Not Assigned	56	9	47	0
Total Votes Cast	3,135	390	2,719	26

County Attorney

Vote For 1

	TOTAL	Polls	Early Provisional	S
CONOVER, LAURA	2,748	311	2,416	21
DRUAN, HOWARD	550	112	431	7
Write-In Totals	34	4	30	0
Not Assigned	34	4	30	0
Total Votes Cast	3,332	427	2,877	28

County Recorder

Vote For 1

	TOTAL	Polls	Early Provisional	S
CÁZARES-KELLY, GABRIELLA	2,891	306	2,567	18
CAMPBELL-GONZALEZ, DOMINIC	752	196	537	19
Write-In Totals	7	0	7	0
Not Assigned	7	0	7	0
Total Votes Cast	3,650	502	3,111	37

County Sheriff

Vote For 1

	TOTAL	Polls	Early Provisional	S
NANOS, CHRIS	2,454	285	2,152	17
LAPPIN, HEATHER	1,092	225	847	20
Write-In Totals	29	3	26	0
Write-In: Di Genova, Trista	2	0	2	0
Not Assigned	27	3	24	0
Total Votes Cast	3,575	513	3,025	37

County Superintendent of Schools

Vote For 1

	TOTAL	Polls	Early Provisional	S
WILLIAMS, DUSTIN	3,036	377	2,633	26
Write-In Totals	56	7	48	1
Not Assigned	56	7	48	1
Total Votes Cast	3,092	384	2,681	27

Precinct 166

County Treasurer

Vote For 1

	TOTAL	Polls	Early Provisional	S
JOHNSON, BRIAN	2,741	291	2,433	17
ACKERLEY, CHRIS	875	209	649	17
Write-In Totals	8	0	8	0
Not Assigned	8	0	8	0
Total Votes Cast	3,624	500	3,090	34

Justice of the Peace Precinct 6

Vote For 1

	TOTAL	Polls	Early Provisional	S
BALL, ALEXANDER	3,017	373	2,621	23
Write-In Totals	52	7	44	1
Not Assigned	52	7	44	1
Total Votes Cast	3,069	380	2,665	24

Constable Precinct 6

Vote For 1

	TOTAL	Polls	Early Provisional	S
BERNAL, BENNETT L.	2,999	362	2,614	23
Write-In Totals	49	7	41	1
Not Assigned	49	7	41	1
Total Votes Cast	3,048	369	2,655	24

KING, KATHRYN H.

Vote For 1

	TOTAL	Polls	Early Provisional	S
Yes / Si	1,189	212	964	13
No	2,018	206	1,796	16
Total Votes Cast	3,207	418	2,760	29

BOLICK, CLINT

Vote For 1

	TOTAL	Polls	Early Provisional	S
Yes / Si	1,088	186	896	6
No	2,086	219	1,845	22
Total Votes Cast	3,174	405	2,741	28

ECKERSTROM, PETER J.

Vote For 1

	TOTAL	Polls	Early Provisional	S
Yes / Si	2,133	237	1,886	10
No	773	153	604	16
Total Votes Cast	2,906	390	2,490	26

Precinct 166

STARING, CHRISTOPHER P.

Vote For 1

	TOTAL	Polls	Early Provisional	S
Yes / Si	1,847	229	1,608	10
No	1,002	157	829	16
Total Votes Cast	2,849	386	2,437	26

GRIFFIN, BRENDEN J.

Vote For 1

	TOTAL	Polls	Early Provisional	S
Yes / Si	1,894	238	1,641	15
No	904	135	755	14
Total Votes Cast	2,798	373	2,396	29

LEE, KENNETH

Vote For 1

	TOTAL	Polls	Early Provisional	S
Yes / Si	1,958	231	1,713	14
No	824	141	668	15
Total Votes Cast	2,782	372	2,381	29

BRYSON, KYLE A.

Vote For 1

	TOTAL	Polls	Early Provisional	S
Yes / Si	1,957	232	1,710	15
No	824	138	672	14
Total Votes Cast	2,781	370	2,382	29

COHEN, GARY J.

Vote For 1

	TOTAL	Polls	Early Provisional	S
Yes / Si	1,891	226	1,652	13
No	886	144	729	13
Total Votes Cast	2,777	370	2,381	26

GORDON, RICHARD E.

Vote For 1

	TOTAL	Polls	Early Provisional	S
Yes / Si	1,950	239	1,698	13
No	825	132	678	15
Total Votes Cast	2,775	371	2,376	28

Precinct 166

BUTLER, MICHAEL J.

Vote For 1

	TOTAL	Polls	Early Provisional	S
Yes / Si	1,977	233	1,731	13
No	807	140	652	15
Total Votes Cast	2,784	373	2,383	28

YEHLING, WAYNE E.

Vote For 1

	TOTAL	Polls	Early Provisional	S
Yes / Si	1,916	227	1,675	14
No	852	146	692	14
Total Votes Cast	2,768	373	2,367	28

CONSTANT, DANIELLE J.K.

Vote For 1

	TOTAL	Polls	Early Provisional	S
Yes / Si	1,854	231	1,605	18
No	924	138	776	10
Total Votes Cast	2,778	369	2,381	28

METCALF, D. DOUGLAS

Vote For 1

	TOTAL	Polls	Early Provisional	S
Yes / Si	1,911	227	1,668	16
No	866	144	710	12
Total Votes Cast	2,777	371	2,378	28

MCGINLEY, CASEY F.

Vote For 1

	TOTAL	Polls	Early Provisional	S
Yes / Si	1,968	231	1,721	16
No	800	139	649	12
Total Votes Cast	2,768	370	2,370	28

SAKALL, GREG

Vote For 1

	TOTAL	Polls	Early Provisional	S
Yes / Si	1,874	230	1,630	14
No	907	140	753	14
Total Votes Cast	2,781	370	2,383	28

Precinct 166

WAGENER, JOAN L.

Vote For 1

	TOTAL	Polls	Early Provisional	S
Yes / Si	1,916	236	1,664	16
No	857	135	710	12
Total Votes Cast	2,773	371	2,374	28

JOHNSON, KELLIE L.

Vote For 1

	TOTAL	Polls	Early Provisional	S
Yes / Si	1,471	204	1,252	15
No	1,371	167	1,191	13
Total Votes Cast	2,842	371	2,443	28

ORTIZ, KIMBERLY H.

Vote For 1

	TOTAL	Polls	Early Provisional	S
Yes / Si	1,982	239	1,728	15
No	785	130	642	13
Total Votes Cast	2,767	369	2,370	28

MCDONALD, SCOTT DAVID

Vote For 1

	TOTAL	Polls	Early Provisional	S
Yes / Si	1,814	228	1,572	14
No	964	142	808	14
Total Votes Cast	2,778	370	2,380	28

ABRAMS, LISA ILKA

Vote For 1

	TOTAL	Polls	Early Provisional	S
Yes / Si	1,966	242	1,708	16
No	802	128	663	11
Total Votes Cast	2,768	370	2,371	27

Governing Board - Tucson Unified School District (TUSD) No. 1

Vote For 3

	TOTAL	Polls	Early Provisional	S
ACOSTA RUIZ, PILAR	91	8	83	0
FLORES, ESTEBAN	35	7	28	0
LUNA ROSE, NATALIE	212	8	204	0
SHAH, RAVI	215	13	202	0
SHAW, SADIE	232	12	220	0
Write-In Totals	5	0	4	1
Not Assigned	5	0	4	1
Total Votes Cast	790	48	741	1

Precinct 166

Board of Governors - Pima Community College Dist. 3

Vote For 1

	TOTAL	Polls	Early Provisional	S
GARCIA, MARIA DE LA LUZ	1,464	219	1,228	17
RANDALL, KRISTEN	1,289	147	1,131	11
Write-In Totals	36	3	32	1
Not Assigned	36	3	32	1
Total Votes Cast	2,789	369	2,391	29

PROPOSITION 133

Vote For 1

	TOTAL	Polls	Early Provisional	S
Yes / Si	821	174	632	15
No	2,672	300	2,352	20
Total Votes Cast	3,493	474	2,984	35

PROPOSITION 134

Vote For 1

	TOTAL	Polls	Early Provisional	S
Yes / Si	738	164	562	12
No	2,763	314	2,427	22
Total Votes Cast	3,501	478	2,989	34

PROPOSITION 135

Vote For 1

	TOTAL	Polls	Early Provisional	S
Yes / Si	955	193	746	16
No	2,501	277	2,206	18
Total Votes Cast	3,456	470	2,952	34

PROPOSITION 136

Vote For 1

	TOTAL	Polls	Early Provisional	S
Yes / Si	703	158	534	11
No	2,727	309	2,397	21
Total Votes Cast	3,430	467	2,931	32

PROPOSITION 137

Vote For 1

	TOTAL	Polls	Early Provisional	S
Yes / Si	427	91	324	12
No	3,031	374	2,636	21
Total Votes Cast	3,458	465	2,960	33

Precinct 166

PROPOSITION 138

Vote For 1

	TOTAL	Polls	Early Provisional	S
Yes / Si	432	97	331	4
No	3,121	390	2,700	31
Total Votes Cast	3,553	487	3,031	35

PROPOSITION 139

Vote For 1

	TOTAL	Polls	Early Provisional	S
Yes / Si	3,170	386	2,757	27
No	590	147	434	9
Total Votes Cast	3,760	533	3,191	36

PROPOSITION 140

Vote For 1

	TOTAL	Polls	Early Provisional	S
Yes / Si	1,606	246	1,341	19
No	2,041	259	1,766	16
Total Votes Cast	3,647	505	3,107	35

PROPOSITION 311

Vote For 1

	TOTAL	Polls	Early Provisional	S
Yes / Si	1,547	292	1,230	25
No	2,103	218	1,874	11
Total Votes Cast	3,650	510	3,104	36

PROPOSITION 312

Vote For 1

	TOTAL	Polls	Early Provisional	S
Yes / Si	1,364	253	1,089	22
No	2,256	243	1,999	14
Total Votes Cast	3,620	496	3,088	36

PROPOSITION 313

Vote For 1

	TOTAL	Polls	Early Provisional	S
Yes / Si	1,440	288	1,130	22
No	2,110	202	1,895	13
Total Votes Cast	3,550	490	3,025	35

Precinct 166

PROPOSITION 314

Vote For 1

	TOTAL	Polls	Early Provisional	S
Yes / Sí	1,158	229	911	18
No	2,369	246	2,107	16
Total Votes Cast	3,527	475	3,018	34

PROPOSITION 315

Vote For 1

	TOTAL	Polls	Early Provisional	S
Yes / Sí	883	181	687	15
No	2,535	272	2,244	19
Total Votes Cast	3,418	453	2,931	34

PROPOSITION 412 - Amphitheater Unified School District No. 10

Vote For 1

	TOTAL	Polls	Early Provisional	S
Bond Approval, Yes / Aprobación de Bonos, Sí	1,894	237	1,643	14
Bond Approval, No / Aprobación de Bonos, No	1,043	171	865	7
Total Votes Cast	2,937	408	2,508	21

PROPOSITION 413 - Amphitheater Unified School District No. 10

Vote For 1

	TOTAL	Polls	Early Provisional	S
Budget Override Continuation, Yes / Continuación del Aumento al Presupuesto, Sí	1,875	256	1,606	13
Budget Override Continuation, No / Continuación del Aumento al Presupuesto, No	1,080	164	908	8
Total Votes Cast	2,955	420	2,514	21

Summary Results Report
 General Election
 November 5, 2024

OFFICIAL RESULTS
 Summary of Votes Cast
 County of Pima

Precinct 167

Statistics	TOTAL	Polls	Early Provisional	s
Registered Voters - Total	1,702			
Ballots Cast - Total	1,413	157	1,250	6
Ballots Cast - Blank	24	11	13	0
Voter Turnout - Total	83.02%			

Presidential Electors

Vote For 1	TOTAL	Polls	Early Provisional	s
HARRIS, KAMALA D.	1,119	89	1,024	6
TRUMP, DONALD J.	240	62	178	0
OLIVER, CHASE	12	1	11	0
STEIN, JILL	22	2	20	0
Write-In Totals	10	0	10	0
Write-In: Ayyadurai / Ellis	0	0	0	0
Write-In: Boddie / Stoneham	0	0	0	0
Write-In: De la Cruz / Garcia	6	0	6	0
Write-In: Shelton / Serra	0	0	0	0
Write-In: Skousen / Combs	0	0	0	0
Not Assigned	4	0	4	0
Total Votes Cast	1,403	154	1,243	6

U.S. Senator

Vote For 1	TOTAL	Polls	Early Provisional	s
GALLEGO, RUBEN	1,135	96	1,033	6
LAKE, KARI	202	51	151	0
QUINTANA, EDUARDO	46	6	40	0
Write-In Totals	4	0	4	0
Write-In: Williams, Sarah	0	0	0	0
Write-In: Beckett, Christopher	2	0	2	0
Write-In: Sanders, Steven Cavin	0	0	0	0
Write-In: Bozic, David	0	0	0	0
Write-In: Petty, Shawn	0	0	0	0
Write-In: Rodriguez, Benjamin	0	0	0	0
Write-In: Prosser, Jannie "Jannie"	0	0	0	0
Not Assigned	2	0	2	0
Total Votes Cast	1,387	153	1,228	6

U.S. Representative in Congress District 7

Vote For 1	TOTAL	Polls	Early Provisional	s
GRIJALVA, RAÚL M.	1,107	92	1,010	5
BUTIEREZ SR., DANIEL FRANCIS	256	56	200	0
Write-In Totals	3	0	3	0
Not Assigned	3	0	3	0
Total Votes Cast	1,366	148	1,213	5

Precinct 167

State Senator District 20

Vote For 1

	TOTAL	Polls	Early Provisional	S
GONZALES, SALLY ANN	1,148	99	1,044	5
Write-In Totals	21	8	13	0
Not Assigned	21	8	13	0
Total Votes Cast	1,169	107	1,057	5

State Representative Dist. 20

Vote For 2

	TOTAL	Polls	Early Provisional	S
HERNANDEZ, ALMA	1,016	84	928	4
VILLEGAS, BETTY	939	64	873	2
Write-In Totals	30	10	20	0
Not Assigned	30	10	20	0
Total Votes Cast	1,985	158	1,821	6

Corporation Commissioner

Vote For 3

	TOTAL	Polls	Early Provisional	S
AGUILAR, YLENIA	990	79	908	3
HILL, JONATHON	946	71	874	1
POLACHECK, JOSHUA	956	66	888	2
LOPEZ, RENE	191	35	156	0
MARQUEZ PETERSON, LEA	197	36	161	0
WALDEN, RACHEL	218	44	174	0
CEASE, MIKE	58	2	55	1
LUXENBERG, NINA	83	5	76	2
Write-In Totals	4	1	3	0
Write-In: Bertone, Frank	0	0	0	0
Not Assigned	4	1	3	0
Total Votes Cast	3,643	339	3,295	9

Board of Supervisors District 3

Vote For 1

	TOTAL	Polls	Early Provisional	S
ALLEN, JENNIFER "JEN"	1,004	80	921	3
WITTENBRAKER, JANET "JL"	227	53	174	0
BAH, IMAN-UTOPIA LAYJOU	107	10	96	1
Write-In Totals	3	1	2	0
Not Assigned	3	1	2	0
Total Votes Cast	1,341	144	1,193	4

Precinct 167

County Assessor

Vote For 1

	TOTAL	Polls	Early Provisional	S
DROUBIE, SUZANNE	1,131	96	1,030	5
Write-In Totals	22	7	15	0
Not Assigned	22	7	15	0
Total Votes Cast	1,153	103	1,045	5

County Attorney

Vote For 1

	TOTAL	Polls	Early Provisional	S
CONOVER, LAURA	1,053	86	964	3
DRUAN, HOWARD	163	25	136	2
Write-In Totals	15	3	12	0
Not Assigned	15	3	12	0
Total Votes Cast	1,231	114	1,112	5

County Recorder

Vote For 1

	TOTAL	Polls	Early Provisional	S
CÁZARES-KELLY, GABRIELLA	1,101	87	1,009	5
CAMPBELL-GONZALEZ, DOMINIC	230	54	176	0
Write-In Totals	2	0	2	0
Not Assigned	2	0	2	0
Total Votes Cast	1,333	141	1,187	5

County Sheriff

Vote For 1

	TOTAL	Polls	Early Provisional	S
NANOS, CHRIS	895	70	819	6
LAPPIN, HEATHER	391	71	320	0
Write-In Totals	12	1	11	0
Write-In: Di Genova, Trista	1	0	1	0
Not Assigned	11	1	10	0
Total Votes Cast	1,298	142	1,150	6

County Superintendent of Schools

Vote For 1

	TOTAL	Polls	Early Provisional	S
WILLIAMS, DUSTIN	1,138	96	1,036	6
Write-In Totals	18	6	12	0
Not Assigned	18	6	12	0
Total Votes Cast	1,156	102	1,048	6

Precinct 167

County Treasurer

Vote For 1

	TOTAL	Polls	Early Provisional	S
JOHNSON, BRIAN	1,036	82	949	5
ACKERLEY, CHRIS	292	58	234	0
Write-In Totals	1	0	1	0
Not Assigned	1	0	1	0
Total Votes Cast	1,329	140	1,184	5

Justice of the Peace Precinct 6

Vote For 1

	TOTAL	Polls	Early Provisional	S
BALL, ALEXANDER	1,128	98	1,026	4
Write-In Totals	18	6	12	0
Not Assigned	18	6	12	0
Total Votes Cast	1,146	104	1,038	4

Constable Precinct 6

Vote For 1

	TOTAL	Polls	Early Provisional	S
BERNAL, BENNETT L.	1,117	95	1,018	4
Write-In Totals	18	6	12	0
Not Assigned	18	6	12	0
Total Votes Cast	1,135	101	1,030	4

KING, KATHRYN H.

Vote For 1

	TOTAL	Polls	Early Provisional	S
Yes / Si	365	50	312	3
No	796	64	730	2
Total Votes Cast	1,161	114	1,042	5

BOLICK, CLINT

Vote For 1

	TOTAL	Polls	Early Provisional	S
Yes / Si	319	45	272	2
No	833	66	764	3
Total Votes Cast	1,152	111	1,036	5

ECKERSTROM, PETER J.

Vote For 1

	TOTAL	Polls	Early Provisional	S
Yes / Si	799	54	742	3
No	218	41	176	1
Total Votes Cast	1,017	95	918	4

Precinct 167

STARING, CHRISTOPHER P.

Vote For 1

	TOTAL	Polls	Early Provisional	S
Yes / Si	671	54	614	3
No	331	39	291	1
Total Votes Cast	1,002	93	905	4

GRIFFIN, BRENDEN J.

Vote For 1

	TOTAL	Polls	Early Provisional	S
Yes / Si	666	52	611	3
No	304	37	266	1
Total Votes Cast	970	89	877	4

LEE, KENNETH

Vote For 1

	TOTAL	Polls	Early Provisional	S
Yes / Si	714	51	660	3
No	256	39	216	1
Total Votes Cast	970	90	876	4

BRYSON, KYLE A.

Vote For 1

	TOTAL	Polls	Early Provisional	S
Yes / Si	740	52	685	3
No	229	39	189	1
Total Votes Cast	969	91	874	4

COHEN, GARY J.

Vote For 1

	TOTAL	Polls	Early Provisional	S
Yes / Si	690	55	632	3
No	269	36	232	1
Total Votes Cast	959	91	864	4

GORDON, RICHARD E.

Vote For 1

	TOTAL	Polls	Early Provisional	S
Yes / Si	701	51	647	3
No	261	40	220	1
Total Votes Cast	962	91	867	4

Precinct 167

BUTLER, MICHAEL J.

Vote For 1

	TOTAL	Polls	Early Provisional	S
Yes / Si	728	52	673	3
No	242	38	203	1
Total Votes Cast	970	90	876	4

YEHLING, WAYNE E.

Vote For 1

	TOTAL	Polls	Early Provisional	S
Yes / Si	685	50	632	3
No	271	36	234	1
Total Votes Cast	956	86	866	4

CONSTANT, DANIELLE J.K.

Vote For 1

	TOTAL	Polls	Early Provisional	S
Yes / Si	641	52	586	3
No	322	36	285	1
Total Votes Cast	963	88	871	4

METCALF, D. DOUGLAS

Vote For 1

	TOTAL	Polls	Early Provisional	S
Yes / Si	699	52	644	3
No	268	40	227	1
Total Votes Cast	967	92	871	4

MCGINLEY, CASEY F.

Vote For 1

	TOTAL	Polls	Early Provisional	S
Yes / Si	714	53	658	3
No	252	37	214	1
Total Votes Cast	966	90	872	4

SAKALL, GREG

Vote For 1

	TOTAL	Polls	Early Provisional	S
Yes / Si	673	53	617	3
No	295	37	257	1
Total Votes Cast	968	90	874	4

Precinct 167

WAGENER, JOAN L.

Vote For 1

	TOTAL	Polls	Early Provisional	S
Yes / Si	687	53	632	2
No	274	34	239	1
Total Votes Cast	961	87	871	3

JOHNSON, KELLIE L.

Vote For 1

	TOTAL	Polls	Early Provisional	S
Yes / Si	517	47	467	3
No	464	44	419	1
Total Votes Cast	981	91	886	4

ORTIZ, KIMBERLY H.

Vote For 1

	TOTAL	Polls	Early Provisional	S
Yes / Si	709	55	651	3
No	254	34	219	1
Total Votes Cast	963	89	870	4

MCDONALD, SCOTT DAVID

Vote For 1

	TOTAL	Polls	Early Provisional	S
Yes / Si	645	52	590	3
No	317	38	278	1
Total Votes Cast	962	90	868	4

ABRAMS, LISA ILKA

Vote For 1

	TOTAL	Polls	Early Provisional	S
Yes / Si	702	51	648	3
No	265	36	228	1
Total Votes Cast	967	87	876	4

Governing Board - Tucson Unified School District (TUSD) No. 1

Vote For 3

	TOTAL	Polls	Early Provisional	S
ACOSTA RUIZ, PILAR	330	33	297	0
FLORES, ESTEBAN	204	26	177	1
LUNA ROSE, NATALIE	727	43	682	2
SHAH, RAVI	685	47	638	0
SHAW, SADIE	758	55	701	2
Write-In Totals	20	2	18	0
Not Assigned	20	2	18	0
Total Votes Cast	2,724	206	2,513	5

Precinct 167

Board of Governors - Pima Community College Dist. 3

Vote For 1

	TOTAL	Polls	Early Provisional	S
GARCIA, MARIA DE LA LUZ	328	34	292	2
RANDALL, KRISTEN	647	54	593	0
Write-In Totals	9	1	7	1
Not Assigned	9	1	7	1
Total Votes Cast	984	89	892	3

PROPOSITION 133

Vote For 1

	TOTAL	Polls	Early Provisional	S
Yes / Si	247	43	203	1
No	1,035	94	938	3
Total Votes Cast	1,282	137	1,141	4

PROPOSITION 134

Vote For 1

	TOTAL	Polls	Early Provisional	S
Yes / Si	243	45	197	1
No	1,051	92	955	4
Total Votes Cast	1,294	137	1,152	5

PROPOSITION 135

Vote For 1

	TOTAL	Polls	Early Provisional	S
Yes / Si	293	54	236	3
No	979	82	895	2
Total Votes Cast	1,272	136	1,131	5

PROPOSITION 136

Vote For 1

	TOTAL	Polls	Early Provisional	S
Yes / Si	189	41	147	1
No	1,090	95	992	3
Total Votes Cast	1,279	136	1,139	4

PROPOSITION 137

Vote For 1

	TOTAL	Polls	Early Provisional	S
Yes / Si	114	21	92	1
No	1,149	114	1,031	4
Total Votes Cast	1,263	135	1,123	5

Precinct 167

PROPOSITION 138

Vote For 1

	TOTAL	Polls	Early Provisional	S
Yes / Si	145	29	115	1
No	1,167	114	1,049	4
Total Votes Cast	1,312	143	1,164	5

PROPOSITION 139

Vote For 1

	TOTAL	Polls	Early Provisional	S
Yes / Si	1,188	107	1,075	6
No	174	40	134	0
Total Votes Cast	1,362	147	1,209	6

PROPOSITION 140

Vote For 1

	TOTAL	Polls	Early Provisional	S
Yes / Si	542	57	482	3
No	799	84	712	3
Total Votes Cast	1,341	141	1,194	6

PROPOSITION 311

Vote For 1

	TOTAL	Polls	Early Provisional	S
Yes / Si	491	82	406	3
No	845	60	783	2
Total Votes Cast	1,336	142	1,189	5

PROPOSITION 312

Vote For 1

	TOTAL	Polls	Early Provisional	S
Yes / Si	409	72	334	3
No	917	67	848	2
Total Votes Cast	1,326	139	1,182	5

PROPOSITION 313

Vote For 1

	TOTAL	Polls	Early Provisional	S
Yes / Si	434	80	348	6
No	865	58	807	0
Total Votes Cast	1,299	138	1,155	6

Precinct 167

PROPOSITION 314

Vote For 1

	TOTAL	Polls	Early Provisional	S
Yes / Si	360	62	295	3
No	931	73	855	3
Total Votes Cast	1,291	135	1,150	6

PROPOSITION 315

Vote For 1

	TOTAL	Polls	Early Provisional	S
Yes / Si	274	56	216	2
No	986	73	909	4
Total Votes Cast	1,260	129	1,125	6

Summary Results Report
 General Election
 November 5, 2024

OFFICIAL RESULTS
 Summary of Votes Cast
 County of Pima

Precinct 168

Statistics	TOTAL	Polls	Early Provisional	s
Registered Voters - Total	975			
Ballots Cast - Total	794	70	722	2
Ballots Cast - Blank	9	0	9	0
Voter Turnout - Total	81.44%			

Presidential Electors

Vote For 1	TOTAL	Polls	Early Provisional	s
HARRIS, KAMALA D.	369	24	344	1
TRUMP, DONALD J.	409	44	364	1
OLIVER, CHASE	6	0	6	0
STEIN, JILL	4	1	3	0
Write-In Totals	1	0	1	0
Write-In: Ayyadurai / Ellis	0	0	0	0
Write-In: Boddie / Stoneham	0	0	0	0
Write-In: De la Cruz / Garcia	0	0	0	0
Write-In: Shelton / Serra	0	0	0	0
Write-In: Skousen / Combs	0	0	0	0
Not Assigned	1	0	1	0
Total Votes Cast	789	69	718	2

U.S. Senator

Vote For 1	TOTAL	Polls	Early Provisional	s
GALLEGO, RUBEN	373	26	346	1
LAKE, KARI	382	41	340	1
QUINTANA, EDUARDO	19	3	16	0
Write-In Totals	1	0	1	0
Write-In: Williams, Sarah	0	0	0	0
Write-In: Beckett, Christopher	0	0	0	0
Write-In: Sanders, Steven Cavin	0	0	0	0
Write-In: Bozic, David	0	0	0	0
Write-In: Petty, Shawn	0	0	0	0
Write-In: Rodriguez, Benjamin	0	0	0	0
Write-In: Prosser, Jannie "Jannie"	0	0	0	0
Not Assigned	1	0	1	0
Total Votes Cast	775	70	703	2

U.S. Representative in Congress District 7

Vote For 1	TOTAL	Polls	Early Provisional	s
GRIJALVA, RAÚL M.	358	25	332	1
BUTIEREZ SR., DANIEL FRANCIS	401	42	358	1
Write-In Totals	1	0	1	0
Not Assigned	1	0	1	0
Total Votes Cast	760	67	691	2

Precinct 168

State Senator District 21

Vote For 1

	TOTAL	Polls	Early Provisional	S
GABALDÓN, ROSANNA	433	36	396	1
Write-In Totals	39	9	30	0
Not Assigned	39	9	30	0
Total Votes Cast	472	45	426	1

State Representative Dist. 21

Vote For 2

	TOTAL	Polls	Early Provisional	S
HERNANDEZ, CONSUELO	318	21	297	0
STAHL HAMILTON, STEPHANIE	295	18	276	1
KIBBEY, CHRISTOPHER	402	44	357	1
Write-In Totals	10	1	9	0
Not Assigned	10	1	9	0
Total Votes Cast	1,025	84	939	2

Corporation Commissioner

Vote For 3

	TOTAL	Polls	Early Provisional	S
AGUILAR, YLENIA	302	15	287	0
HILL, JONATHON	292	17	275	0
POLACHECK, JOSHUA	274	16	258	0
LOPEZ, RENE	336	33	302	1
MARQUEZ PETERSON, LEA	345	34	310	1
WALDEN, RACHEL	380	36	343	1
CEASE, MIKE	18	3	15	0
LUXENBERG, NINA	25	7	18	0
Write-In Totals	1	0	1	0
Write-In: Bertone, Frank	1	0	1	0
Not Assigned	0	0	0	0
Total Votes Cast	1,973	161	1,809	3

Board of Supervisors District 3

Vote For 1

	TOTAL	Polls	Early Provisional	S
ALLEN, JENNIFER "JEN"	333	22	311	0
WITTENBRAKER, JANET "JL"	390	42	347	1
BAH, IMAN-UTOPIA LAYJOU	19	3	15	1
Write-In Totals	0	0	0	0
Not Assigned	0	0	0	0
Total Votes Cast	742	67	673	2

Precinct 168

County Assessor

Vote For 1

	TOTAL	Polls	Early Provisional	S
DROUBIE, SUZANNE	445	39	404	2
Write-In Totals	26	5	21	0
Not Assigned	26	5	21	0
Total Votes Cast	471	44	425	2

County Attorney

Vote For 1

	TOTAL	Polls	Early Provisional	S
CONOVER, LAURA	387	25	361	1
DRUAN, HOWARD	160	29	130	1
Write-In Totals	12	2	10	0
Not Assigned	12	2	10	0
Total Votes Cast	559	56	501	2

County Recorder

Vote For 1

	TOTAL	Polls	Early Provisional	S
CÁZARES-KELLY, GABRIELLA	353	23	329	1
CAMPBELL-GONZALEZ, DOMINIC	387	43	343	1
Write-In Totals	0	0	0	0
Not Assigned	0	0	0	0
Total Votes Cast	740	66	672	2

County Sheriff

Vote For 1

	TOTAL	Polls	Early Provisional	S
NANOS, CHRIS	340	25	314	1
LAPPIN, HEATHER	425	44	380	1
Write-In Totals	0	0	0	0
Write-In: Di Genova, Trista	0	0	0	0
Not Assigned	0	0	0	0
Total Votes Cast	765	69	694	2

County Superintendent of Schools

Vote For 1

	TOTAL	Polls	Early Provisional	S
WILLIAMS, DUSTIN	435	40	394	1
Write-In Totals	23	2	21	0
Not Assigned	23	2	21	0
Total Votes Cast	458	42	415	1

Precinct 168

County Treasurer

Vote For 1

	TOTAL	Polls	Early Provisional	S
JOHNSON, BRIAN	323	23	299	1
ACKERLEY, CHRIS	420	43	376	1
Write-In Totals	0	0	0	0
Not Assigned	0	0	0	0
Total Votes Cast	743	66	675	2

Constable Precinct 7

Vote For 1

	TOTAL	Polls	Early Provisional	S
SCHENEK JR., THOMAS	523	51	470	2
Write-In Totals	14	2	12	0
Not Assigned	14	2	12	0
Total Votes Cast	537	53	482	2

KING, KATHRYN H.

Vote For 1

	TOTAL	Polls	Early Provisional	S
Yes / Si	402	44	357	1
No	219	11	207	1
Total Votes Cast	621	55	564	2

BOLICK, CLINT

Vote For 1

	TOTAL	Polls	Early Provisional	S
Yes / Si	381	35	345	1
No	225	19	205	1
Total Votes Cast	606	54	550	2

ECKERSTROM, PETER J.

Vote For 1

	TOTAL	Polls	Early Provisional	S
Yes / Si	411	37	373	1
No	156	14	141	1
Total Votes Cast	567	51	514	2

STARING, CHRISTOPHER P.

Vote For 1

	TOTAL	Polls	Early Provisional	S
Yes / Si	401	33	367	1
No	157	15	141	1
Total Votes Cast	558	48	508	2

Precinct 168

GRIFFIN, BRENDEN J.

Vote For 1

	TOTAL	Polls	Early Provisional	S
Yes / Si	379	37	341	1
No	151	11	139	1
Total Votes Cast	530	48	480	2

LEE, KENNETH

Vote For 1

	TOTAL	Polls	Early Provisional	S
Yes / Si	377	36	340	1
No	148	10	137	1
Total Votes Cast	525	46	477	2

BRYSON, KYLE A.

Vote For 1

	TOTAL	Polls	Early Provisional	S
Yes / Si	381	36	345	0
No	148	9	137	2
Total Votes Cast	529	45	482	2

COHEN, GARY J.

Vote For 1

	TOTAL	Polls	Early Provisional	S
Yes / Si	379	35	344	0
No	149	11	136	2
Total Votes Cast	528	46	480	2

GORDON, RICHARD E.

Vote For 1

	TOTAL	Polls	Early Provisional	S
Yes / Si	375	32	342	1
No	147	11	135	1
Total Votes Cast	522	43	477	2

BUTLER, MICHAEL J.

Vote For 1

	TOTAL	Polls	Early Provisional	S
Yes / Si	377	37	340	0
No	154	11	141	2
Total Votes Cast	531	48	481	2

Precinct 168

YEHLING, WAYNE E.

Vote For 1

	TOTAL	Polls	Early Provisional	S
Yes / Si	374	34	339	1
No	159	12	146	1
Total Votes Cast	533	46	485	2

CONSTANT, DANIELLE J.K.

Vote For 1

	TOTAL	Polls	Early Provisional	S
Yes / Si	384	37	346	1
No	148	10	137	1
Total Votes Cast	532	47	483	2

METCALF, D. DOUGLAS

Vote For 1

	TOTAL	Polls	Early Provisional	S
Yes / Si	374	34	339	1
No	155	11	143	1
Total Votes Cast	529	45	482	2

MCGINLEY, CASEY F.

Vote For 1

	TOTAL	Polls	Early Provisional	S
Yes / Si	382	33	349	0
No	143	12	129	2
Total Votes Cast	525	45	478	2

SAKALL, GREG

Vote For 1

	TOTAL	Polls	Early Provisional	S
Yes / Si	383	34	348	1
No	150	12	137	1
Total Votes Cast	533	46	485	2

WAGENER, JOAN L.

Vote For 1

	TOTAL	Polls	Early Provisional	S
Yes / Si	372	36	336	0
No	153	10	141	2
Total Votes Cast	525	46	477	2

Precinct 168

JOHNSON, KELLIE L.

Vote For 1

	TOTAL	Polls	Early Provisional	s
Yes / Si	355	35	320	0
No	183	12	169	2
Total Votes Cast	538	47	489	2

ORTIZ, KIMBERLY H.

Vote For 1

	TOTAL	Polls	Early Provisional	s
Yes / Si	378	35	343	0
No	152	9	141	2
Total Votes Cast	530	44	484	2

MCDONALD, SCOTT DAVID

Vote For 1

	TOTAL	Polls	Early Provisional	s
Yes / Si	380	36	344	0
No	144	9	133	2
Total Votes Cast	524	45	477	2

ABRAMS, LISA ILKA

Vote For 1

	TOTAL	Polls	Early Provisional	s
Yes / Si	374	37	337	0
No	157	9	146	2
Total Votes Cast	531	46	483	2

Governing Board - Sahuarita Unified School District No. 30

Vote For 3

	TOTAL	Polls	Early Provisional	s
BRUNO, ANTHONY "TONY" ROCCO	310	27	282	1
FETTIG, DEBBIE	210	19	190	1
PETERSMARCK, AMY	301	18	283	0
REIS, DENISE	327	18	307	2
ZANIN, KATHRYN	250	23	227	0
Write-In Totals	4	2	2	0
Not Assigned	4	2	2	0
Total Votes Cast	1,402	107	1,291	4

Precinct 168

Board of Governors - Pima Community College Dist. 3

Vote For 1

	TOTAL	Polls	Early Provisional	S
GARCIA, MARIA DE LA LUZ	238	20	216	2
RANDALL, KRISTEN	283	29	254	0
Write-In Totals	3	1	2	0
Not Assigned	3	1	2	0
Total Votes Cast	524	50	472	2

PROPOSITION 133

Vote For 1

	TOTAL	Polls	Early Provisional	S
Yes / Si	313	26	286	1
No	389	40	348	1
Total Votes Cast	702	66	634	2

PROPOSITION 134

Vote For 1

	TOTAL	Polls	Early Provisional	S
Yes / Si	317	35	282	0
No	385	29	354	2
Total Votes Cast	702	64	636	2

PROPOSITION 135

Vote For 1

	TOTAL	Polls	Early Provisional	S
Yes / Si	334	31	303	0
No	367	32	333	2
Total Votes Cast	701	63	636	2

PROPOSITION 136

Vote For 1

	TOTAL	Polls	Early Provisional	S
Yes / Si	274	32	241	1
No	421	32	388	1
Total Votes Cast	695	64	629	2

PROPOSITION 137

Vote For 1

	TOTAL	Polls	Early Provisional	S
Yes / Si	165	17	147	1
No	527	44	482	1
Total Votes Cast	692	61	629	2

Precinct 168

PROPOSITION 138

Vote For 1

	TOTAL	Polls	Early Provisional	s
Yes / Si	158	19	139	0
No	553	46	505	2
Total Votes Cast	711	65	644	2

PROPOSITION 139

Vote For 1

	TOTAL	Polls	Early Provisional	s
Yes / Si	463	41	421	1
No	295	28	266	1
Total Votes Cast	758	69	687	2

PROPOSITION 140

Vote For 1

	TOTAL	Polls	Early Provisional	s
Yes / Si	368	29	338	1
No	374	38	335	1
Total Votes Cast	742	67	673	2

PROPOSITION 311

Vote For 1

	TOTAL	Polls	Early Provisional	s
Yes / Si	548	56	490	2
No	199	13	186	0
Total Votes Cast	747	69	676	2

PROPOSITION 312

Vote For 1

	TOTAL	Polls	Early Provisional	s
Yes / Si	491	49	441	1
No	252	19	232	1
Total Votes Cast	743	68	673	2

PROPOSITION 313

Vote For 1

	TOTAL	Polls	Early Provisional	s
Yes / Si	471	53	416	2
No	248	13	235	0
Total Votes Cast	719	66	651	2

Precinct 168

PROPOSITION 314

Vote For 1

	TOTAL	Polls	Early Provisional	S
Yes / Sí	499	46	451	2
No	226	20	206	0
Total Votes Cast	725	66	657	2

PROPOSITION 315

Vote For 1

	TOTAL	Polls	Early Provisional	S
Yes / Sí	364	29	334	1
No	322	33	288	1
Total Votes Cast	686	62	622	2

PROPOSITION 403

Vote For 1

	TOTAL	Polls	Early Provisional	S
Bond Approval, Yes / Aprobación de Bonos, Sí	171	6	165	0
Bond Approval, No / Aprobación de Bonos, No	308	14	294	0
Total Votes Cast	479	20	459	0

PROPOSITION 404

Vote For 1

	TOTAL	Polls	Early Provisional	S
Yes / Sí	336	10	326	0
No	148	10	138	0
Total Votes Cast	484	20	464	0

PROPOSITION 405

Vote For 1

	TOTAL	Polls	Early Provisional	S
Yes / Sí	330	12	318	0
No	145	7	138	0
Total Votes Cast	475	19	456	0

PROPOSITION 406

Vote For 1

	TOTAL	Polls	Early Provisional	S
Yes / Sí	295	11	284	0
No	179	8	171	0
Total Votes Cast	474	19	455	0

Precinct 168

PROPOSITION 407

Vote For 1

	TOTAL	Polls	Early Provisional	S
Yes / Si	284	10	274	0
No	188	10	178	0
Total Votes Cast	472	20	452	0

Summary Results Report
 General Election
 November 5, 2024

OFFICIAL RESULTS
 Summary of Votes Cast
 County of Pima

Precinct 169

Statistics	TOTAL	Polls	Early Provisional	s
Registered Voters - Total	3,668			
Ballots Cast - Total	3,284	304	2,970	10
Ballots Cast - Blank	45	6	38	1
Voter Turnout - Total	89.53%			

Presidential Electors

Vote For 1	TOTAL	Polls	Early Provisional	s
HARRIS, KAMALA D.	1,664	128	1,534	2
TRUMP, DONALD J.	1,547	163	1,376	8
OLIVER, CHASE	16	7	9	0
STEIN, JILL	9	1	8	0
Write-In Totals	19	1	18	0
Write-In: Ayyadurai / Ellis	0	0	0	0
Write-In: Boddie / Stoneham	0	0	0	0
Write-In: De la Cruz / Garcia	0	0	0	0
Write-In: Shelton / Serra	0	0	0	0
Write-In: Skousen / Combs	0	0	0	0
Not Assigned	19	1	18	0
Total Votes Cast	3,255	300	2,945	10

U.S. Senator

Vote For 1	TOTAL	Polls	Early Provisional	s
GALLEGO, RUBEN	1,704	133	1,570	1
LAKE, KARI	1,452	155	1,289	8
QUINTANA, EDUARDO	51	5	46	0
Write-In Totals	9	2	7	0
Write-In: Williams, Sarah	1	1	0	0
Write-In: Beckett, Christopher	0	0	0	0
Write-In: Sanders, Steven Cavin	0	0	0	0
Write-In: Bozic, David	0	0	0	0
Write-In: Petty, Shawn	0	0	0	0
Write-In: Rodriguez, Benjamin	0	0	0	0
Write-In: Prosser, Jannie "Jannie"	0	0	0	0
Not Assigned	8	1	7	0
Total Votes Cast	3,216	295	2,912	9

Summary Results Report
 General Election
 November 5, 2024

OFFICIAL RESULTS
 Summary of Votes Cast
 County of Pima

Precinct 169

U.S. Representative in Congress District 6

Vote For 1

	TOTAL	Polls	Early Provisional	S
ENGEL, KIRSTEN	1,541	112	1,428	1
CISCOMANI, JUAN	1,618	181	1,429	8
EASTWOOD, ATHENA	36	3	33	0
Write-In Totals	5	0	5	0
Write-In: Pozzolo, Luis	0	0	0	0
Not Assigned	5	0	5	0
Total Votes Cast	3,200	296	2,895	9

State Senator District 17

Vote For 1

	TOTAL	Polls	Early Provisional	S
MCLEAN, JOHN	1,633	131	1,501	1
LEACH, VENDEN "VINCE"	1,537	160	1,369	8
Write-In Totals	4	0	4	0
Not Assigned	4	0	4	0
Total Votes Cast	3,174	291	2,874	9

State Representative Dist. 17

Vote For 2

	TOTAL	Polls	Early Provisional	S
VOLK, KEVIN	1,611	129	1,481	1
JONES, RACHEL	1,381	135	1,243	3
MCGARR, CORY	1,438	141	1,291	6
Write-In Totals	11	0	11	0
Not Assigned	11	0	11	0
Total Votes Cast	4,441	405	4,026	10

Corporation Commissioner

Vote For 3

	TOTAL	Polls	Early Provisional	S
AGUILAR, YLENIA	1,420	98	1,320	2
HILL, JONATHON	1,412	95	1,316	1
POLACHECK, JOSHUA	1,338	87	1,250	1
LOPEZ, RENE	1,421	135	1,279	7
MARQUEZ PETERSON, LEA	1,427	133	1,287	7
WALDEN, RACHEL	1,465	138	1,321	6
CEASE, MIKE	65	10	55	0
LUXENBERG, NINA	54	6	48	0
Write-In Totals	12	2	10	0
Write-In: Bertone, Frank	0	0	0	0
Not Assigned	12	2	10	0
Total Votes Cast	8,614	704	7,886	24

Precinct 169

Board of Supervisors District 1

	TOTAL	Polls	Early Provisional	S
SCOTT, REX	1,510	114	1,395	1
SPAIN, STEVE	1,604	171	1,426	7
Write-In Totals	5	1	4	0
Not Assigned	5	1	4	0
Total Votes Cast	3,119	286	2,825	8

County Assessor

	TOTAL	Polls	Early Provisional	S
DROUBIE, SUZANNE	1,960	180	1,778	2
Write-In Totals	83	12	71	0
Not Assigned	83	12	71	0
Total Votes Cast	2,043	192	1,849	2

County Attorney

	TOTAL	Polls	Early Provisional	S
CONOVER, LAURA	1,721	138	1,581	2
DRUAN, HOWARD	554	72	482	0
Write-In Totals	53	5	48	0
Not Assigned	53	5	48	0
Total Votes Cast	2,328	215	2,111	2

County Recorder

	TOTAL	Polls	Early Provisional	S
CÁZARES-KELLY, GABRIELLA	1,559	117	1,441	1
CAMPBELL-GONZALEZ, DOMINIC	1,487	160	1,319	8
Write-In Totals	1	0	1	0
Not Assigned	1	0	1	0
Total Votes Cast	3,047	277	2,761	9

County Sheriff

	TOTAL	Polls	Early Provisional	S
NANOS, CHRIS	1,340	91	1,248	1
LAPPIN, HEATHER	1,750	187	1,555	8
Write-In Totals	7	1	6	0
Write-In: Di Genova, Trista	0	0	0	0
Not Assigned	7	1	6	0
Total Votes Cast	3,097	279	2,809	9

Precinct 169

County Superintendent of Schools

Vote For 1

	TOTAL	Polls	Early Provisional	S
WILLIAMS, DUSTIN	1,957	181	1,774	2
Write-In Totals	77	10	67	0
Not Assigned	77	10	67	0
Total Votes Cast	2,034	191	1,841	2

County Treasurer

Vote For 1

	TOTAL	Polls	Early Provisional	S
JOHNSON, BRIAN	1,449	111	1,337	1
ACKERLEY, CHRIS	1,607	169	1,430	8
Write-In Totals	3	0	3	0
Not Assigned	3	0	3	0
Total Votes Cast	3,059	280	2,770	9

Justice of the Peace Precinct 10

Vote For 1

	TOTAL	Polls	Early Provisional	S
FORMAN, ROBERT J.	2,062	219	1,835	8
Write-In Totals	69	7	62	0
Not Assigned	69	7	62	0
Total Votes Cast	2,131	226	1,897	8

Constable Precinct 10

Vote For 1

	TOTAL	Polls	Early Provisional	S
CAMMARANO, JOHN	2,052	220	1,824	8
Write-In Totals	61	7	54	0
Not Assigned	61	7	54	0
Total Votes Cast	2,113	227	1,878	8

KING, KATHRYN H.

Vote For 1

	TOTAL	Polls	Early Provisional	S
Yes / Si	1,375	151	1,218	6
No	1,167	71	1,095	1
Total Votes Cast	2,542	222	2,313	7

BOLICK, CLINT

Vote For 1

	TOTAL	Polls	Early Provisional	S
Yes / Si	1,338	143	1,190	5
No	1,196	77	1,117	2
Total Votes Cast	2,534	220	2,307	7

Precinct 169

ECKERSTROM, PETER J.

Vote For 1

	TOTAL	Polls	Early Provisional	S
Yes / Si	1,717	155	1,558	4
No	513	51	460	2
Total Votes Cast	2,230	206	2,018	6

STARING, CHRISTOPHER P.

Vote For 1

	TOTAL	Polls	Early Provisional	S
Yes / Si	1,699	161	1,533	5
No	520	42	477	1
Total Votes Cast	2,219	203	2,010	6

GRIFFIN, BRENDEN J.

Vote For 1

	TOTAL	Polls	Early Provisional	S
Yes / Si	1,645	151	1,489	5
No	493	44	448	1
Total Votes Cast	2,138	195	1,937	6

LEE, KENNETH

Vote For 1

	TOTAL	Polls	Early Provisional	S
Yes / Si	1,657	148	1,504	5
No	487	48	438	1
Total Votes Cast	2,144	196	1,942	6

BRYSON, KYLE A.

Vote For 1

	TOTAL	Polls	Early Provisional	S
Yes / Si	1,683	148	1,530	5
No	461	47	413	1
Total Votes Cast	2,144	195	1,943	6

COHEN, GARY J.

Vote For 1

	TOTAL	Polls	Early Provisional	S
Yes / Si	1,687	149	1,533	5
No	447	43	403	1
Total Votes Cast	2,134	192	1,936	6

Precinct 169

GORDON, RICHARD E.

Vote For 1

	TOTAL	Polls	Early Provisional	S
Yes / Si	1,687	145	1,537	5
No	442	45	396	1
Total Votes Cast	2,129	190	1,933	6

BUTLER, MICHAEL J.

Vote For 1

	TOTAL	Polls	Early Provisional	S
Yes / Si	1,674	148	1,521	5
No	467	48	418	1
Total Votes Cast	2,141	196	1,939	6

YEHLING, WAYNE E.

Vote For 1

	TOTAL	Polls	Early Provisional	S
Yes / Si	1,630	144	1,481	5
No	506	51	454	1
Total Votes Cast	2,136	195	1,935	6

CONSTANT, DANIELLE J.K.

Vote For 1

	TOTAL	Polls	Early Provisional	S
Yes / Si	1,601	150	1,446	5
No	528	47	480	1
Total Votes Cast	2,129	197	1,926	6

METCALF, D. DOUGLAS

Vote For 1

	TOTAL	Polls	Early Provisional	S
Yes / Si	1,660	146	1,509	5
No	482	49	432	1
Total Votes Cast	2,142	195	1,941	6

MCGINLEY, CASEY F.

Vote For 1

	TOTAL	Polls	Early Provisional	S
Yes / Si	1,684	154	1,525	5
No	443	39	403	1
Total Votes Cast	2,127	193	1,928	6

Precinct 169

SAKALL, GREG

Vote For 1

	TOTAL	Polls	Early Provisional	S
Yes / Si	1,688	150	1,533	5
No	469	47	421	1
Total Votes Cast	2,157	197	1,954	6

WAGENER, JOAN L.

Vote For 1

	TOTAL	Polls	Early Provisional	S
Yes / Si	1,668	145	1,518	5
No	463	48	414	1
Total Votes Cast	2,131	193	1,932	6

JOHNSON, KELLIE L.

Vote For 1

	TOTAL	Polls	Early Provisional	S
Yes / Si	1,506	145	1,356	5
No	660	51	608	1
Total Votes Cast	2,166	196	1,964	6

ORTIZ, KIMBERLY H.

Vote For 1

	TOTAL	Polls	Early Provisional	S
Yes / Si	1,692	153	1,534	5
No	440	42	397	1
Total Votes Cast	2,132	195	1,931	6

MCDONALD, SCOTT DAVID

Vote For 1

	TOTAL	Polls	Early Provisional	S
Yes / Si	1,652	149	1,498	5
No	472	46	425	1
Total Votes Cast	2,124	195	1,923	6

ABRAMS, LISA ILKA

Vote For 1

	TOTAL	Polls	Early Provisional	S
Yes / Si	1,654	151	1,499	4
No	500	46	453	1
Total Votes Cast	2,154	197	1,952	5

Precinct 169

PROPOSITION 133

Vote For 1

	TOTAL	Polls	Early Provisional	S
Yes / Si	1,114	127	986	1
No	1,775	143	1,625	7
Total Votes Cast	2,889	270	2,611	8

PROPOSITION 134

Vote For 1

	TOTAL	Polls	Early Provisional	S
Yes / Si	1,130	122	1,005	3
No	1,753	149	1,599	5
Total Votes Cast	2,883	271	2,604	8

PROPOSITION 135

Vote For 1

	TOTAL	Polls	Early Provisional	S
Yes / Si	1,197	141	1,055	1
No	1,664	129	1,529	6
Total Votes Cast	2,861	270	2,584	7

PROPOSITION 136

Vote For 1

	TOTAL	Polls	Early Provisional	S
Yes / Si	937	105	830	2
No	1,876	155	1,715	6
Total Votes Cast	2,813	260	2,545	8

PROPOSITION 137

Vote For 1

	TOTAL	Polls	Early Provisional	S
Yes / Si	616	78	538	0
No	2,232	190	2,036	6
Total Votes Cast	2,848	268	2,574	6

PROPOSITION 138

Vote For 1

	TOTAL	Polls	Early Provisional	S
Yes / Si	629	70	559	0
No	2,302	205	2,089	8
Total Votes Cast	2,931	275	2,648	8

Precinct 169

PROPOSITION 139

Vote For 1

	TOTAL	Polls	Early Provisional	S
Yes / Si	1,972	171	1,798	3
No	1,171	122	1,043	6
Total Votes Cast	3,143	293	2,841	9

PROPOSITION 140

Vote For 1

	TOTAL	Polls	Early Provisional	S
Yes / Si	1,095	121	971	3
No	1,974	158	1,811	5
Total Votes Cast	3,069	279	2,782	8

PROPOSITION 311

Vote For 1

	TOTAL	Polls	Early Provisional	S
Yes / Si	1,907	199	1,701	7
No	1,175	84	1,089	2
Total Votes Cast	3,082	283	2,790	9

PROPOSITION 312

Vote For 1

	TOTAL	Polls	Early Provisional	S
Yes / Si	1,701	183	1,511	7
No	1,350	98	1,250	2
Total Votes Cast	3,051	281	2,761	9

PROPOSITION 313

Vote For 1

	TOTAL	Polls	Early Provisional	S
Yes / Si	1,672	184	1,483	5
No	1,321	92	1,225	4
Total Votes Cast	2,993	276	2,708	9

PROPOSITION 314

Vote For 1

	TOTAL	Polls	Early Provisional	S
Yes / Si	1,726	180	1,541	5
No	1,258	93	1,162	3
Total Votes Cast	2,984	273	2,703	8

Precinct 169

PROPOSITION 315

Vote For 1

	TOTAL	Polls	Early Provisional	S
Yes / Sí	1,283	141	1,139	3
No	1,596	113	1,478	5
Total Votes Cast	2,879	254	2,617	8

PROPOSITION 412 - Amphitheater Unified School District No. 10

Vote For 1

	TOTAL	Polls	Early Provisional	S
Bond Approval, Yes / Aprobación de Bonos, Sí	1,524	146	1,377	1
Bond Approval, No / Aprobación de Bonos, No	1,299	113	1,181	5
Total Votes Cast	2,823	259	2,558	6

PROPOSITION 413 - Amphitheater Unified School District No. 10

Vote For 1

	TOTAL	Polls	Early Provisional	S
Budget Override Continuation, Yes / Continuación del Aumento al Presupuesto, Sí	1,510	149	1,358	3
Budget Override Continuation, No / Continuación del Aumento al Presupuesto, No	1,331	114	1,214	3
Total Votes Cast	2,841	263	2,572	6

Summary Results Report
 General Election
 November 5, 2024

OFFICIAL RESULTS
 Summary of Votes Cast
 County of Pima

Precinct 170

Statistics	TOTAL	Polls	Early Provisional	s
Registered Voters - Total	2,449			
Ballots Cast - Total	2,142	230	1,900	12
Ballots Cast - Blank	36	11	25	0
Voter Turnout - Total	87.46%			

Presidential Electors

Vote For 1	TOTAL	Polls	Early Provisional	s
HARRIS, KAMALA D.	1,361	82	1,272	7
TRUMP, DONALD J.	743	142	596	5
OLIVER, CHASE	2	0	2	0
STEIN, JILL	18	3	15	0
Write-In Totals	8	0	8	0
Write-In: Ayyadurai / Ellis	0	0	0	0
Write-In: Boddie / Stoneham	0	0	0	0
Write-In: De la Cruz / Garcia	0	0	0	0
Write-In: Shelton / Serra	0	0	0	0
Write-In: Skousen / Combs	0	0	0	0
Not Assigned	8	0	8	0
Total Votes Cast	2,132	227	1,893	12

U.S. Senator

Vote For 1	TOTAL	Polls	Early Provisional	s
GALLEGO, RUBEN	1,396	90	1,299	7
LAKE, KARI	653	126	522	5
QUINTANA, EDUARDO	38	5	33	0
Write-In Totals	6	0	6	0
Write-In: Williams, Sarah	0	0	0	0
Write-In: Beckett, Christopher	0	0	0	0
Write-In: Sanders, Steven Cavin	0	0	0	0
Write-In: Bozic, David	0	0	0	0
Write-In: Petty, Shawn	0	0	0	0
Write-In: Rodriguez, Benjamin	0	0	0	0
Write-In: Prosser, Jannie "Jannie"	0	0	0	0
Not Assigned	6	0	6	0
Total Votes Cast	2,093	221	1,860	12

Precinct 170

U.S. Representative in Congress District 6

Vote For 1

	TOTAL	Polls	Early Provisional	s
ENGEL, KIRSTEN	1,305	85	1,215	5
CISCOMANI, JUAN	738	132	602	4
EASTWOOD, ATHENA	30	4	26	0
Write-In Totals	0	0	0	0
Write-In: Pozzolo, Luis	0	0	0	0
Not Assigned	0	0	0	0
Total Votes Cast	2,073	221	1,843	9

State Senator District 18

Vote For 1

	TOTAL	Polls	Early Provisional	s
SUNDARESHAN, PRIYA	1,456	121	1,329	6
Write-In Totals	43	8	35	0
Not Assigned	43	8	35	0
Total Votes Cast	1,499	129	1,364	6

State Representative Dist. 18

Vote For 2

	TOTAL	Polls	Early Provisional	s
GUTIERREZ, NANCY	1,193	64	1,125	4
MATHIS, CHRIS	1,200	66	1,129	5
ROSENBLUM, LEONARD "LEN"	710	130	576	4
Write-In Totals	15	1	14	0
Not Assigned	15	1	14	0
Total Votes Cast	3,118	261	2,844	13

Corporation Commissioner

Vote For 3

	TOTAL	Polls	Early Provisional	s
AGUILAR, YLENIA	1,177	72	1,100	5
HILL, JONATHON	1,163	59	1,100	4
POLACHECK, JOSHUA	1,102	52	1,044	6
LOPEZ, RENE	616	89	525	2
MARQUEZ PETERSON, LEA	684	97	584	3
WALDEN, RACHEL	607	92	513	2
CEASE, MIKE	52	9	43	0
LUXENBERG, NINA	65	7	58	0
Write-In Totals	2	0	2	0
Write-In: Bertone, Frank	0	0	0	0
Not Assigned	2	0	2	0
Total Votes Cast	5,468	477	4,969	22

Precinct 170

Board of Supervisors District 1

	TOTAL	Polls	Early Provisional	S
SCOTT, REX	1,282	80	1,198	4
SPAIN, STEVE	733	134	594	5
Write-In Totals	2	1	1	0
Not Assigned	2	1	1	0
Total Votes Cast	2,017	215	1,793	9

County Assessor

	TOTAL	Polls	Early Provisional	S
DROUBIE, SUZANNE	1,467	119	1,342	6
Write-In Totals	33	7	26	0
Not Assigned	33	7	26	0
Total Votes Cast	1,500	126	1,368	6

County Attorney

	TOTAL	Polls	Early Provisional	S
CONOVER, LAURA	1,362	106	1,248	8
DRUAN, HOWARD	283	50	233	0
Write-In Totals	28	2	26	0
Not Assigned	28	2	26	0
Total Votes Cast	1,673	158	1,507	8

County Recorder

	TOTAL	Polls	Early Provisional	S
CÁZARES-KELLY, GABRIELLA	1,306	84	1,216	6
CAMPBELL-GONZALEZ, DOMINIC	661	122	535	4
Write-In Totals	3	1	2	0
Not Assigned	3	1	2	0
Total Votes Cast	1,970	207	1,753	10

County Sheriff

	TOTAL	Polls	Early Provisional	S
NANOS, CHRIS	1,059	69	985	5
LAPPIN, HEATHER	923	144	773	6
Write-In Totals	11	0	11	0
Write-In: Di Genova, Trista	1	0	1	0
Not Assigned	10	0	10	0
Total Votes Cast	1,993	213	1,769	11

Precinct 170

County Superintendent of Schools

Vote For 1

	TOTAL	Polls	Early Provisional	S
WILLIAMS, DUSTIN	1,447	121	1,319	7
Write-In Totals	28	6	22	0
Not Assigned	28	6	22	0
Total Votes Cast	1,475	127	1,341	7

County Treasurer

Vote For 1

	TOTAL	Polls	Early Provisional	S
JOHNSON, BRIAN	1,168	71	1,092	5
ACKERLEY, CHRIS	808	135	667	6
Write-In Totals	1	1	0	0
Not Assigned	1	1	0	0
Total Votes Cast	1,977	207	1,759	11

Constable Precinct 1

Vote For 1

	TOTAL	Polls	Early Provisional	S
ROOSEVELT, MARK	1,223	79	1,139	5
ROWLAND, DANIEL	716	128	585	3
Write-In Totals	2	1	1	0
Not Assigned	2	1	1	0
Total Votes Cast	1,941	208	1,725	8

KING, KATHRYN H.

Vote For 1

	TOTAL	Polls	Early Provisional	S
Yes / Si	703	88	610	5
No	977	73	901	3
Total Votes Cast	1,680	161	1,511	8

BOLICK, CLINT

Vote For 1

	TOTAL	Polls	Early Provisional	S
Yes / Si	674	87	583	4
No	997	73	920	4
Total Votes Cast	1,671	160	1,503	8

ECKERSTROM, PETER J.

Vote For 1

	TOTAL	Polls	Early Provisional	S
Yes / Si	1,191	106	1,079	6
No	310	49	259	2
Total Votes Cast	1,501	155	1,338	8

Precinct 170

STARING, CHRISTOPHER P.

Vote For 1

	TOTAL	Polls	Early Provisional	S
Yes / Si	1,110	104	1,002	4
No	367	50	314	3
Total Votes Cast	1,477	154	1,316	7

GRIFFIN, BRENDEN J.

Vote For 1

	TOTAL	Polls	Early Provisional	S
Yes / Si	1,110	97	1,008	5
No	316	51	262	3
Total Votes Cast	1,426	148	1,270	8

LEE, KENNETH

Vote For 1

	TOTAL	Polls	Early Provisional	S
Yes / Si	1,140	108	1,028	4
No	291	36	252	3
Total Votes Cast	1,431	144	1,280	7

BRYSON, KYLE A.

Vote For 1

	TOTAL	Polls	Early Provisional	S
Yes / Si	1,145	104	1,035	6
No	278	41	236	1
Total Votes Cast	1,423	145	1,271	7

COHEN, GARY J.

Vote For 1

	TOTAL	Polls	Early Provisional	S
Yes / Si	1,124	101	1,019	4
No	303	43	257	3
Total Votes Cast	1,427	144	1,276	7

GORDON, RICHARD E.

Vote For 1

	TOTAL	Polls	Early Provisional	S
Yes / Si	1,114	99	1,010	5
No	308	44	262	2
Total Votes Cast	1,422	143	1,272	7

Precinct 170

BUTLER, MICHAEL J.

Vote For 1

	TOTAL	Polls	Early Provisional	S
Yes / Si	1,138	96	1,037	5
No	294	50	242	2
Total Votes Cast	1,432	146	1,279	7

YEHLING, WAYNE E.

Vote For 1

	TOTAL	Polls	Early Provisional	S
Yes / Si	1,122	97	1,021	4
No	297	46	248	3
Total Votes Cast	1,419	143	1,269	7

CONSTANT, DANIELLE J.K.

Vote For 1

	TOTAL	Polls	Early Provisional	S
Yes / Si	1,087	95	988	4
No	332	49	280	3
Total Votes Cast	1,419	144	1,268	7

METCALF, D. DOUGLAS

Vote For 1

	TOTAL	Polls	Early Provisional	S
Yes / Si	1,113	98	1,010	5
No	316	45	269	2
Total Votes Cast	1,429	143	1,279	7

MCGINLEY, CASEY F.

Vote For 1

	TOTAL	Polls	Early Provisional	S
Yes / Si	1,139	106	1,029	4
No	274	38	233	3
Total Votes Cast	1,413	144	1,262	7

SAKALL, GREG

Vote For 1

	TOTAL	Polls	Early Provisional	S
Yes / Si	1,097	102	991	4
No	330	45	282	3
Total Votes Cast	1,427	147	1,273	7

Precinct 170

WAGENER, JOAN L.

Vote For 1		TOTAL	Polls	Early Provisional	S
Yes / Si	1,111	98	1,008	5	
No	303	46	255	2	
Total Votes Cast	1,414	144	1,263	7	

JOHNSON, KELLIE L.

Vote For 1		TOTAL	Polls	Early Provisional	S
Yes / Si	888	93	792	3	
No	547	52	491	4	
Total Votes Cast	1,435	145	1,283	7	

ORTIZ, KIMBERLY H.

Vote For 1		TOTAL	Polls	Early Provisional	S
Yes / Si	1,151	103	1,044	4	
No	261	41	217	3	
Total Votes Cast	1,412	144	1,261	7	

MCDONALD, SCOTT DAVID

Vote For 1		TOTAL	Polls	Early Provisional	S
Yes / Si	1,062	96	962	4	
No	350	47	300	3	
Total Votes Cast	1,412	143	1,262	7	

ABRAMS, LISA ILKA

Vote For 1		TOTAL	Polls	Early Provisional	S
Yes / Si	1,135	97	1,034	4	
No	288	45	240	3	
Total Votes Cast	1,423	142	1,274	7	

Governing Board - Catalina Foothills Unified School District No. 16

Vote For 1		TOTAL	Polls	Early Provisional	S
ARISPE, BROOKE	58	8	50	0	
JACKSON, EILEEN	154	7	147	0	
Write-In Totals	1	0	1	0	
Not Assigned	1	0	1	0	
Total Votes Cast	213	15	198	0	

Precinct 170

Governing Board - Catalina Foothills Unified School District No. 16

Vote For 2

	TOTAL	Polls	Early Provisional	s
DAVOLI, JACQUELYN	142	6	136	0
LOGUE, TOM	127	6	121	0
PEMBERTON, BART	97	11	86	0
REPSCHER, JENNIFER	98	8	90	0
Write-In Totals	0	0	0	0
Not Assigned	0	0	0	0
Total Votes Cast	464	31	433	0

Governing Board - Tucson Unified School District (TUSD) No. 1

Vote For 3

	TOTAL	Polls	Early Provisional	s
ACOSTA RUIZ, PILAR	460	58	399	3
FLORES, ESTEBAN	342	52	288	2
LUNA ROSE, NATALIE	841	65	772	4
SHAH, RAVI	716	37	678	1
SHAW, SADIE	670	40	627	3
Write-In Totals	27	6	21	0
Not Assigned	27	6	21	0
Total Votes Cast	3,056	258	2,785	13

PROPOSITION 133

Vote For 1

	TOTAL	Polls	Early Provisional	s
Yes / Si	530	82	444	4
No	1,370	114	1,248	8
Total Votes Cast	1,900	196	1,692	12

PROPOSITION 134

Vote For 1

	TOTAL	Polls	Early Provisional	s
Yes / Si	526	84	438	4
No	1,381	110	1,265	6
Total Votes Cast	1,907	194	1,703	10

PROPOSITION 135

Vote For 1

	TOTAL	Polls	Early Provisional	s
Yes / Si	623	112	508	3
No	1,257	83	1,167	7
Total Votes Cast	1,880	195	1,675	10

Precinct 170

PROPOSITION 136

Vote For 1

	TOTAL	Polls	Early Provisional	S
Yes / Si	470	79	387	4
No	1,407	114	1,288	5
Total Votes Cast	1,877	193	1,675	9

PROPOSITION 137

Vote For 1

	TOTAL	Polls	Early Provisional	S
Yes / Si	258	44	213	1
No	1,629	148	1,473	8
Total Votes Cast	1,887	192	1,686	9

PROPOSITION 138

Vote For 1

	TOTAL	Polls	Early Provisional	S
Yes / Si	385	66	319	0
No	1,556	135	1,410	11
Total Votes Cast	1,941	201	1,729	11

PROPOSITION 139

Vote For 1

	TOTAL	Polls	Early Provisional	S
Yes / Si	1,601	133	1,458	10
No	450	83	365	2
Total Votes Cast	2,051	216	1,823	12

PROPOSITION 140

Vote For 1

	TOTAL	Polls	Early Provisional	S
Yes / Si	856	99	752	5
No	1,139	103	1,031	5
Total Votes Cast	1,995	202	1,783	10

PROPOSITION 311

Vote For 1

	TOTAL	Polls	Early Provisional	S
Yes / Si	1,001	138	856	7
No	987	70	914	3
Total Votes Cast	1,988	208	1,770	10

Precinct 170

PROPOSITION 312

Vote For 1

	TOTAL	Polls	Early Provisional	S
Yes / Si	902	141	754	7
No	1,073	63	1,006	4
Total Votes Cast	1,975	204	1,760	11

PROPOSITION 313

Vote For 1

	TOTAL	Polls	Early Provisional	S
Yes / Si	839	128	707	4
No	1,060	68	985	7
Total Votes Cast	1,899	196	1,692	11

PROPOSITION 314

Vote For 1

	TOTAL	Polls	Early Provisional	S
Yes / Si	827	124	697	6
No	1,086	74	1,007	5
Total Votes Cast	1,913	198	1,704	11

PROPOSITION 315

Vote For 1

	TOTAL	Polls	Early Provisional	S
Yes / Si	634	99	531	4
No	1,212	87	1,119	6
Total Votes Cast	1,846	186	1,650	10

Summary Results Report
 General Election
 November 5, 2024

OFFICIAL RESULTS
 Summary of Votes Cast
 County of Pima

Precinct 171

Statistics	TOTAL	Polls	Early Provisional	s
Registered Voters - Total	2,809			
Ballots Cast - Total	2,521	213	2,296	12
Ballots Cast - Blank	30	11	18	1
Voter Turnout - Total	89.75%			

Presidential Electors

Vote For 1	TOTAL	Polls	Early Provisional	s
HARRIS, KAMALA D.	1,506	72	1,431	3
TRUMP, DONALD J.	963	134	820	9
OLIVER, CHASE	11	0	11	0
STEIN, JILL	16	3	13	0
Write-In Totals	17	3	14	0
Write-In: Ayyadurai / Ellis	0	0	0	0
Write-In: Boddie / Stoneham	0	0	0	0
Write-In: De la Cruz / Garcia	1	0	1	0
Write-In: Shelton / Serra	0	0	0	0
Write-In: Skousen / Combs	0	0	0	0
Not Assigned	16	3	13	0
Total Votes Cast	2,513	212	2,289	12

U.S. Senator

Vote For 1	TOTAL	Polls	Early Provisional	s
GALLEGO, RUBEN	1,536	80	1,454	2
LAKE, KARI	893	115	772	6
QUINTANA, EDUARDO	43	10	32	1
Write-In Totals	5	1	3	1
Write-In: Williams, Sarah	0	0	0	0
Write-In: Beckett, Christopher	0	0	0	0
Write-In: Sanders, Steven Cavin	0	0	0	0
Write-In: Bozic, David	0	0	0	0
Write-In: Petty, Shawn	0	0	0	0
Write-In: Rodriguez, Benjamin	0	0	0	0
Write-In: Prosser, Jannie "Jannie"	0	0	0	0
Not Assigned	5	1	3	1
Total Votes Cast	2,477	206	2,261	10

Precinct 171

U.S. Representative in Congress District 6

Vote For 1

	TOTAL	Polls	Early Provisional	s
ENGEL, KIRSTEN	1,416	65	1,348	3
CISCOMANI, JUAN	1,022	138	878	6
EASTWOOD, ATHENA	29	3	25	1
Write-In Totals	2	0	1	1
Write-In: Pozzolo, Luis	1	0	1	0
Not Assigned	1	0	0	1
Total Votes Cast	2,469	206	2,252	11

State Senator District 18

Vote For 1

	TOTAL	Polls	Early Provisional	s
SUNDARESHAN, PRIYA	1,577	95	1,480	2
Write-In Totals	61	14	43	4
Not Assigned	61	14	43	4
Total Votes Cast	1,638	109	1,523	6

State Representative Dist. 18

Vote For 2

	TOTAL	Polls	Early Provisional	s
GUTIERREZ, NANCY	1,348	54	1,291	3
MATHIS, CHRIS	1,231	52	1,177	2
ROSENBLUM, LEONARD "LEN"	1,005	134	866	5
Write-In Totals	12	1	10	1
Not Assigned	12	1	10	1
Total Votes Cast	3,596	241	3,344	11

Corporation Commissioner

Vote For 3

	TOTAL	Polls	Early Provisional	s
AGUILAR, YLENIA	1,217	43	1,172	2
HILL, JONATHON	1,275	51	1,223	1
POLACHECK, JOSHUA	1,219	42	1,175	2
LOPEZ, RENE	858	97	758	3
MARQUEZ PETERSON, LEA	937	106	827	4
WALDEN, RACHEL	928	111	815	2
CEASE, MIKE	49	8	39	2
LUXENBERG, NINA	64	11	51	2
Write-In Totals	5	0	4	1
Write-In: Bertone, Frank	0	0	0	0
Not Assigned	5	0	4	1
Total Votes Cast	6,552	469	6,064	19

Precinct 171

Board of Supervisors District 1

Vote For 1

	TOTAL	Polls	Early Provisional	S
SCOTT, REX	1,377	63	1,312	2
SPAIN, STEVE	1,019	132	881	6
Write-In Totals	2	0	1	1
Not Assigned	2	0	1	1
Total Votes Cast	2,398	195	2,194	9

County Assessor

Vote For 1

	TOTAL	Polls	Early Provisional	S
DROUBIE, SUZANNE	1,598	101	1,494	3
Write-In Totals	40	6	31	3
Not Assigned	40	6	31	3
Total Votes Cast	1,638	107	1,525	6

County Attorney

Vote For 1

	TOTAL	Polls	Early Provisional	S
CONOVER, LAURA	1,482	81	1,398	3
DRUAN, HOWARD	357	50	303	4
Write-In Totals	25	3	21	1
Not Assigned	25	3	21	1
Total Votes Cast	1,864	134	1,722	8

County Recorder

Vote For 1

	TOTAL	Polls	Early Provisional	S
CÁZARES-KELLY, GABRIELLA	1,417	66	1,349	2
CAMPBELL-GONZALEZ, DOMINIC	922	123	794	5
Write-In Totals	4	0	2	2
Not Assigned	4	0	2	2
Total Votes Cast	2,343	189	2,145	9

County Sheriff

Vote For 1

	TOTAL	Polls	Early Provisional	S
NANOS, CHRIS	1,185	53	1,131	1
LAPPIN, HEATHER	1,210	144	1,056	10
Write-In Totals	4	0	4	0
Write-In: Di Genova, Trista	0	0	0	0
Not Assigned	4	0	4	0
Total Votes Cast	2,399	197	2,191	11

Precinct 171

County Superintendent of Schools

Vote For 1

	TOTAL	Polls	Early Provisional	S
WILLIAMS, DUSTIN	1,587	98	1,484	5
Write-In Totals	39	6	32	1
Not Assigned	39	6	32	1
Total Votes Cast	1,626	104	1,516	6

County Treasurer

Vote For 1

	TOTAL	Polls	Early Provisional	S
JOHNSON, BRIAN	1,288	54	1,233	1
ACKERLEY, CHRIS	1,069	135	927	7
Write-In Totals	4	1	2	1
Not Assigned	4	1	2	1
Total Votes Cast	2,361	190	2,162	9

Constable Precinct 1

Vote For 1

	TOTAL	Polls	Early Provisional	S
ROOSEVELT, MARK	1,324	58	1,263	3
ROWLAND, DANIEL	998	130	863	5
Write-In Totals	3	0	2	1
Not Assigned	3	0	2	1
Total Votes Cast	2,325	188	2,128	9

KING, KATHRYN H.

Vote For 1

	TOTAL	Polls	Early Provisional	S
Yes / Si	965	87	873	5
No	1,000	52	946	2
Total Votes Cast	1,965	139	1,819	7

BOLICK, CLINT

Vote For 1

	TOTAL	Polls	Early Provisional	S
Yes / Si	929	83	840	6
No	1,017	51	965	1
Total Votes Cast	1,946	134	1,805	7

ECKERSTROM, PETER J.

Vote For 1

	TOTAL	Polls	Early Provisional	S
Yes / Si	1,341	84	1,251	6
No	387	40	346	1
Total Votes Cast	1,728	124	1,597	7

Precinct 171

STARING, CHRISTOPHER P.

Vote For 1

	TOTAL	Polls	Early Provisional	S
Yes / Si	1,302	91	1,205	6
No	431	35	395	1
Total Votes Cast	1,733	126	1,600	7

GRIFFIN, BRENDEN J.

Vote For 1

	TOTAL	Polls	Early Provisional	S
Yes / Si	1,262	86	1,171	5
No	399	35	362	2
Total Votes Cast	1,661	121	1,533	7

LEE, KENNETH

Vote For 1

	TOTAL	Polls	Early Provisional	S
Yes / Si	1,292	89	1,196	7
No	358	30	327	1
Total Votes Cast	1,650	119	1,523	8

BRYSON, KYLE A.

Vote For 1

	TOTAL	Polls	Early Provisional	S
Yes / Si	1,295	86	1,204	5
No	359	33	324	2
Total Votes Cast	1,654	119	1,528	7

COHEN, GARY J.

Vote For 1

	TOTAL	Polls	Early Provisional	S
Yes / Si	1,286	91	1,189	6
No	369	32	336	1
Total Votes Cast	1,655	123	1,525	7

GORDON, RICHARD E.

Vote For 1

	TOTAL	Polls	Early Provisional	S
Yes / Si	1,275	87	1,182	6
No	380	34	345	1
Total Votes Cast	1,655	121	1,527	7

Precinct 171

BUTLER, MICHAEL J.

Vote For 1

	TOTAL	Polls	Early Provisional	S
Yes / Si	1,286	89	1,192	5
No	369	30	337	2
Total Votes Cast	1,655	119	1,529	7

YEHLING, WAYNE E.

Vote For 1

	TOTAL	Polls	Early Provisional	S
Yes / Si	1,265	86	1,173	6
No	383	33	349	1
Total Votes Cast	1,648	119	1,522	7

CONSTANT, DANIELLE J.K.

Vote For 1

	TOTAL	Polls	Early Provisional	S
Yes / Si	1,210	88	1,118	4
No	431	33	395	3
Total Votes Cast	1,641	121	1,513	7

METCALF, D. DOUGLAS

Vote For 1

	TOTAL	Polls	Early Provisional	S
Yes / Si	1,271	88	1,177	6
No	381	32	348	1
Total Votes Cast	1,652	120	1,525	7

MCGINLEY, CASEY F.

Vote For 1

	TOTAL	Polls	Early Provisional	S
Yes / Si	1,291	89	1,196	6
No	360	31	328	1
Total Votes Cast	1,651	120	1,524	7

SAKALL, GREG

Vote For 1

	TOTAL	Polls	Early Provisional	S
Yes / Si	1,265	86	1,174	5
No	386	35	349	2
Total Votes Cast	1,651	121	1,523	7

Precinct 171

WAGENER, JOAN L.

Vote For 1

	TOTAL	Polls	Early Provisional	S
Yes / Si	1,258	86	1,167	5
No	393	32	359	2
Total Votes Cast	1,651	118	1,526	7

JOHNSON, KELLIE L.

Vote For 1

	TOTAL	Polls	Early Provisional	S
Yes / Si	1,099	82	1,012	5
No	585	39	544	2
Total Votes Cast	1,684	121	1,556	7

ORTIZ, KIMBERLY H.

Vote For 1

	TOTAL	Polls	Early Provisional	S
Yes / Si	1,284	87	1,191	6
No	367	32	334	1
Total Votes Cast	1,651	119	1,525	7

MCDONALD, SCOTT DAVID

Vote For 1

	TOTAL	Polls	Early Provisional	S
Yes / Si	1,238	85	1,147	6
No	407	35	371	1
Total Votes Cast	1,645	120	1,518	7

ABRAMS, LISA ILKA

Vote For 1

	TOTAL	Polls	Early Provisional	S
Yes / Si	1,283	88	1,191	4
No	376	33	340	3
Total Votes Cast	1,659	121	1,531	7

Governing Board - Catalina Foothills Unified School District No. 16

Vote For 1

	TOTAL	Polls	Early Provisional	S
ARISPE, BROOKE	54	5	49	0
JACKSON, EILEEN	154	3	149	2
Write-In Totals	2	0	2	0
Not Assigned	2	0	2	0
Total Votes Cast	210	8	200	2

Precinct 171

Governing Board - Catalina Foothills Unified School District No. 16

Vote For 2

	TOTAL	Polls	Early Provisional	s
DAVOLI, JACQUELYN	128	3	124	1
LOGUE, TOM	123	2	121	0
PEMBERTON, BART	70	5	65	0
REPSCHER, JENNIFER	104	6	96	2
Write-In Totals	3	0	3	0
Not Assigned	3	0	3	0
Total Votes Cast	428	16	409	3

Governing Board - Tucson Unified School District (TUSD) No. 1

Vote For 3

	TOTAL	Polls	Early Provisional	s
ACOSTA RUIZ, PILAR	481	39	440	2
FLORES, ESTEBAN	566	63	502	1
LUNA ROSE, NATALIE	930	47	881	2
SHAH, RAVI	831	51	778	2
SHAW, SADIE	787	39	747	1
Write-In Totals	17	1	14	2
Not Assigned	17	1	14	2
Total Votes Cast	3,612	240	3,362	10

PROPOSITION 133

Vote For 1

	TOTAL	Polls	Early Provisional	s
Yes / Si	763	81	676	6
No	1,489	101	1,384	4
Total Votes Cast	2,252	182	2,060	10

PROPOSITION 134

Vote For 1

	TOTAL	Polls	Early Provisional	s
Yes / Si	762	80	677	5
No	1,497	104	1,388	5
Total Votes Cast	2,259	184	2,065	10

PROPOSITION 135

Vote For 1

	TOTAL	Polls	Early Provisional	s
Yes / Si	862	92	765	5
No	1,370	87	1,278	5
Total Votes Cast	2,232	179	2,043	10

Precinct 171

PROPOSITION 136

Vote For 1

	TOTAL	Polls	Early Provisional	S
Yes / Si	675	90	583	2
No	1,543	89	1,447	7
Total Votes Cast	2,218	179	2,030	9

PROPOSITION 137

Vote For 1

	TOTAL	Polls	Early Provisional	S
Yes / Si	441	54	386	1
No	1,787	117	1,660	10
Total Votes Cast	2,228	171	2,046	11

PROPOSITION 138

Vote For 1

	TOTAL	Polls	Early Provisional	S
Yes / Si	468	43	423	2
No	1,823	144	1,670	9
Total Votes Cast	2,291	187	2,093	11

PROPOSITION 139

Vote For 1

	TOTAL	Polls	Early Provisional	S
Yes / Si	1,762	113	1,642	7
No	652	83	565	4
Total Votes Cast	2,414	196	2,207	11

PROPOSITION 140

Vote For 1

	TOTAL	Polls	Early Provisional	S
Yes / Si	972	79	891	2
No	1,378	108	1,262	8
Total Votes Cast	2,350	187	2,153	10

PROPOSITION 311

Vote For 1

	TOTAL	Polls	Early Provisional	S
Yes / Si	1,408	120	1,279	9
No	946	65	880	1
Total Votes Cast	2,354	185	2,159	10

Precinct 171

PROPOSITION 312

Vote For 1

	TOTAL	Polls	Early Provisional	S
Yes / Si	1,204	120	1,076	8
No	1,136	68	1,066	2
Total Votes Cast	2,340	188	2,142	10

PROPOSITION 313

Vote For 1

	TOTAL	Polls	Early Provisional	S
Yes / Si	1,117	122	988	7
No	1,137	61	1,074	2
Total Votes Cast	2,254	183	2,062	9

PROPOSITION 314

Vote For 1

	TOTAL	Polls	Early Provisional	S
Yes / Si	1,170	131	1,033	6
No	1,097	52	1,042	3
Total Votes Cast	2,267	183	2,075	9

PROPOSITION 315

Vote For 1

	TOTAL	Polls	Early Provisional	S
Yes / Si	886	88	793	5
No	1,309	88	1,217	4
Total Votes Cast	2,195	176	2,010	9

Summary Results Report
 General Election
 November 5, 2024

OFFICIAL RESULTS
 Summary of Votes Cast
 County of Pima

Precinct 172

Statistics	TOTAL	Polls	Early Provisional	s
Registered Voters - Total	5,718			
Ballots Cast - Total	5,058	423	4,625	10
Ballots Cast - Blank	55	10	45	0
Voter Turnout - Total	88.46%			

Presidential Electors

Vote For 1	TOTAL	Polls	Early Provisional	s
HARRIS, KAMALA D.	2,471	153	2,315	3
TRUMP, DONALD J.	2,482	258	2,217	7
OLIVER, CHASE	27	1	26	0
STEIN, JILL	20	5	15	0
Write-In Totals	17	3	14	0
Write-In: Ayyadurai / Ellis	0	0	0	0
Write-In: Boddie / Stoneham	0	0	0	0
Write-In: De la Cruz / Garcia	0	0	0	0
Write-In: Shelton / Serra	0	0	0	0
Write-In: Skousen / Combs	0	0	0	0
Not Assigned	17	3	14	0
Total Votes Cast	5,017	420	4,587	10

U.S. Senator

Vote For 1	TOTAL	Polls	Early Provisional	s
GALLEGO, RUBEN	2,525	149	2,374	2
LAKE, KARI	2,325	250	2,068	7
QUINTANA, EDUARDO	88	11	76	1
Write-In Totals	11	1	10	0
Write-In: Williams, Sarah	1	0	1	0
Write-In: Beckett, Christopher	0	0	0	0
Write-In: Sanders, Steven Cavin	0	0	0	0
Write-In: Bozic, David	0	0	0	0
Write-In: Petty, Shawn	0	0	0	0
Write-In: Rodriguez, Benjamin	0	0	0	0
Write-In: Prosser, Jannie "Jannie"	0	0	0	0
Not Assigned	10	1	9	0
Total Votes Cast	4,949	411	4,528	10

Summary Results Report
 General Election
 November 5, 2024

OFFICIAL RESULTS
 Summary of Votes Cast
 County of Pima

Precinct 172

U.S. Representative in Congress District 6

Vote For 1

	TOTAL	Polls	Early Provisional	S
ENGEL, KIRSTEN	2,293	134	2,158	1
CISCOMANI, JUAN	2,577	262	2,307	8
EASTWOOD, ATHENA	73	13	59	1
Write-In Totals	4	2	2	0
Write-In: Pozzolo, Luis	1	0	1	0
Not Assigned	3	2	1	0
Total Votes Cast	4,947	411	4,526	10

State Senator District 17

Vote For 1

	TOTAL	Polls	Early Provisional	S
MCLEAN, JOHN	2,436	139	2,294	3
LEACH, VENDEN "VINCE"	2,467	260	2,201	6
Write-In Totals	13	3	10	0
Not Assigned	13	3	10	0
Total Votes Cast	4,916	402	4,505	9

State Representative Dist. 17

Vote For 2

	TOTAL	Polls	Early Provisional	S
VOLK, KEVIN	2,411	145	2,263	3
JONES, RACHEL	2,253	202	2,046	5
MCGARR, CORY	2,284	222	2,059	3
Write-In Totals	13	1	12	0
Not Assigned	13	1	12	0
Total Votes Cast	6,961	570	6,380	11

Corporation Commissioner

Vote For 3

	TOTAL	Polls	Early Provisional	S
AGUILAR, YLENIA	2,064	110	1,952	2
HILL, JONATHON	2,075	96	1,978	1
POLACHECK, JOSHUA	1,993	94	1,897	2
LOPEZ, RENE	2,272	208	2,061	3
MARQUEZ PETERSON, LEA	2,254	195	2,056	3
WALDEN, RACHEL	2,388	231	2,152	5
CEASE, MIKE	92	10	81	1
LUXENBERG, NINA	130	13	116	1
Write-In Totals	3	0	3	0
Write-In: Bertone, Frank	1	0	1	0
Not Assigned	2	0	2	0
Total Votes Cast	13,271	957	12,296	18

Precinct 172

Board of Supervisors District 1

Vote For 1

	TOTAL	Polls	Early Provisional	S
SCOTT, REX	2,264	132	2,129	3
SPAIN, STEVE	2,575	270	2,299	6
Write-In Totals	2	0	2	0
Not Assigned	2	0	2	0
Total Votes Cast	4,841	402	4,430	9

County Assessor

Vote For 1

	TOTAL	Polls	Early Provisional	S
DROUBIE, SUZANNE	3,040	214	2,819	7
Write-In Totals	121	17	104	0
Not Assigned	121	17	104	0
Total Votes Cast	3,161	231	2,923	7

County Attorney

Vote For 1

	TOTAL	Polls	Early Provisional	S
CONOVER, LAURA	2,621	163	2,456	2
DRUAN, HOWARD	851	104	741	6
Write-In Totals	83	10	73	0
Not Assigned	83	10	73	0
Total Votes Cast	3,555	277	3,270	8

County Recorder

Vote For 1

	TOTAL	Polls	Early Provisional	S
CÁZARES-KELLY, GABRIELLA	2,333	135	2,195	3
CAMPBELL-GONZALEZ, DOMINIC	2,376	254	2,116	6
Write-In Totals	4	0	4	0
Not Assigned	4	0	4	0
Total Votes Cast	4,713	389	4,315	9

County Sheriff

Vote For 1

	TOTAL	Polls	Early Provisional	S
NANOS, CHRIS	1,927	122	1,802	3
LAPPIN, HEATHER	2,882	277	2,599	6
Write-In Totals	12	1	11	0
Write-In: Di Genova, Trista	1	0	1	0
Not Assigned	11	1	10	0
Total Votes Cast	4,821	400	4,412	9

Precinct 172

County Superintendent of Schools

Vote For 1

	TOTAL	Polls	Early Provisional	S
WILLIAMS, DUSTIN	2,983	218	2,759	6
Write-In Totals	119	15	104	0
Not Assigned	119	15	104	0
Total Votes Cast	3,102	233	2,863	6

County Treasurer

Vote For 1

	TOTAL	Polls	Early Provisional	S
JOHNSON, BRIAN	2,072	112	1,957	3
ACKERLEY, CHRIS	2,673	274	2,393	6
Write-In Totals	4	1	3	0
Not Assigned	4	1	3	0
Total Votes Cast	4,749	387	4,353	9

Justice of the Peace Precinct 10

Vote For 1

	TOTAL	Polls	Early Provisional	S
FORMAN, ROBERT J.	3,364	327	3,029	8
Write-In Totals	64	7	57	0
Not Assigned	64	7	57	0
Total Votes Cast	3,428	334	3,086	8

Constable Precinct 10

Vote For 1

	TOTAL	Polls	Early Provisional	S
CAMMARANO, JOHN	3,357	324	3,025	8
Write-In Totals	61	9	52	0
Not Assigned	61	9	52	0
Total Votes Cast	3,418	333	3,077	8

KING, KATHRYN H.

Vote For 1

	TOTAL	Polls	Early Provisional	S
Yes / Si	2,345	233	2,106	6
No	1,690	90	1,598	2
Total Votes Cast	4,035	323	3,704	8

BOLICK, CLINT

Vote For 1

	TOTAL	Polls	Early Provisional	S
Yes / Si	2,267	216	2,044	7
No	1,739	98	1,640	1
Total Votes Cast	4,006	314	3,684	8

Precinct 172

ECKERSTROM, PETER J.

Vote For 1

	TOTAL	Polls	Early Provisional	S
Yes / Si	2,804	220	2,579	5
No	809	73	733	3
Total Votes Cast	3,613	293	3,312	8

STARING, CHRISTOPHER P.

Vote For 1

	TOTAL	Polls	Early Provisional	S
Yes / Si	2,820	227	2,586	7
No	765	65	699	1
Total Votes Cast	3,585	292	3,285	8

GRIFFIN, BRENDEN J.

Vote For 1

	TOTAL	Polls	Early Provisional	S
Yes / Si	2,750	223	2,520	7
No	710	64	645	1
Total Votes Cast	3,460	287	3,165	8

LEE, KENNETH

Vote For 1

	TOTAL	Polls	Early Provisional	S
Yes / Si	2,691	206	2,479	6
No	771	82	687	2
Total Votes Cast	3,462	288	3,166	8

BRYSON, KYLE A.

Vote For 1

	TOTAL	Polls	Early Provisional	S
Yes / Si	2,784	219	2,559	6
No	687	67	618	2
Total Votes Cast	3,471	286	3,177	8

COHEN, GARY J.

Vote For 1

	TOTAL	Polls	Early Provisional	S
Yes / Si	2,752	208	2,539	5
No	669	75	591	3
Total Votes Cast	3,421	283	3,130	8

Precinct 172

GORDON, RICHARD E.

Vote For 1

	TOTAL	Polls	Early Provisional	S
Yes / Si	2,764	217	2,542	5
No	661	69	589	3
Total Votes Cast	3,425	286	3,131	8

BUTLER, MICHAEL J.

Vote For 1

	TOTAL	Polls	Early Provisional	S
Yes / Si	2,765	219	2,540	6
No	696	67	627	2
Total Votes Cast	3,461	286	3,167	8

YEHLING, WAYNE E.

Vote For 1

	TOTAL	Polls	Early Provisional	S
Yes / Si	2,724	218	2,500	6
No	723	67	654	2
Total Votes Cast	3,447	285	3,154	8

CONSTANT, DANIELLE J.K.

Vote For 1

	TOTAL	Polls	Early Provisional	S
Yes / Si	2,661	220	2,436	5
No	763	66	694	3
Total Votes Cast	3,424	286	3,130	8

METCALF, D. DOUGLAS

Vote For 1

	TOTAL	Polls	Early Provisional	S
Yes / Si	2,714	214	2,495	5
No	723	73	647	3
Total Votes Cast	3,437	287	3,142	8

MCGINLEY, CASEY F.

Vote For 1

	TOTAL	Polls	Early Provisional	S
Yes / Si	2,795	215	2,574	6
No	643	72	569	2
Total Votes Cast	3,438	287	3,143	8

Precinct 172

SAKALL, GREG

Vote For 1

	TOTAL	Polls	Early Provisional	s
Yes / Si	2,788	220	2,562	6
No	693	68	623	2
Total Votes Cast	3,481	288	3,185	8

WAGENER, JOAN L.

Vote For 1

	TOTAL	Polls	Early Provisional	s
Yes / Si	2,719	212	2,500	7
No	715	73	641	1
Total Votes Cast	3,434	285	3,141	8

JOHNSON, KELLIE L.

Vote For 1

	TOTAL	Polls	Early Provisional	s
Yes / Si	2,520	221	2,292	7
No	997	66	930	1
Total Votes Cast	3,517	287	3,222	8

ORTIZ, KIMBERLY H.

Vote For 1

	TOTAL	Polls	Early Provisional	s
Yes / Si	2,768	221	2,541	6
No	669	65	602	2
Total Votes Cast	3,437	286	3,143	8

MCDONALD, SCOTT DAVID

Vote For 1

	TOTAL	Polls	Early Provisional	s
Yes / Si	2,701	210	2,485	6
No	713	74	637	2
Total Votes Cast	3,414	284	3,122	8

ABRAMS, LISA ILKA

Vote For 1

	TOTAL	Polls	Early Provisional	s
Yes / Si	2,764	220	2,538	6
No	701	65	634	2
Total Votes Cast	3,465	285	3,172	8

Precinct 172

PROPOSITION 133

Vote For 1				
	TOTAL	Polls	Early Provisional	S
Yes / Si	1,830	175	1,647	8
No	2,724	193	2,529	2
Total Votes Cast	4,554	368	4,176	10

PROPOSITION 134

Vote For 1				
	TOTAL	Polls	Early Provisional	S
Yes / Si	1,859	185	1,667	7
No	2,727	182	2,542	3
Total Votes Cast	4,586	367	4,209	10

PROPOSITION 135

Vote For 1				
	TOTAL	Polls	Early Provisional	S
Yes / Si	2,071	203	1,861	7
No	2,458	164	2,291	3
Total Votes Cast	4,529	367	4,152	10

PROPOSITION 136

Vote For 1				
	TOTAL	Polls	Early Provisional	S
Yes / Si	1,587	166	1,414	7
No	2,904	200	2,701	3
Total Votes Cast	4,491	366	4,115	10

PROPOSITION 137

Vote For 1				
	TOTAL	Polls	Early Provisional	S
Yes / Si	1,013	110	899	4
No	3,507	254	3,248	5
Total Votes Cast	4,520	364	4,147	9

PROPOSITION 138

Vote For 1				
	TOTAL	Polls	Early Provisional	S
Yes / Si	1,079	100	977	2
No	3,563	279	3,276	8
Total Votes Cast	4,642	379	4,253	10

Precinct 172

PROPOSITION 139

Vote For 1

	TOTAL	Polls	Early Provisional	S
Yes / Si	3,096	228	2,861	7
No	1,783	181	1,599	3
Total Votes Cast	4,879	409	4,460	10

PROPOSITION 140

Vote For 1

	TOTAL	Polls	Early Provisional	S
Yes / Si	1,770	155	1,606	9
No	3,014	232	2,781	1
Total Votes Cast	4,784	387	4,387	10

PROPOSITION 311

Vote For 1

	TOTAL	Polls	Early Provisional	S
Yes / Si	3,135	294	2,832	9
No	1,657	95	1,561	1
Total Votes Cast	4,792	389	4,393	10

PROPOSITION 312

Vote For 1

	TOTAL	Polls	Early Provisional	S
Yes / Si	2,776	261	2,507	8
No	1,981	121	1,858	2
Total Votes Cast	4,757	382	4,365	10

PROPOSITION 313

Vote For 1

	TOTAL	Polls	Early Provisional	S
Yes / Si	2,815	287	2,519	9
No	1,867	94	1,773	0
Total Votes Cast	4,682	381	4,292	9

PROPOSITION 314

Vote For 1

	TOTAL	Polls	Early Provisional	S
Yes / Si	2,828	284	2,537	7
No	1,830	88	1,740	2
Total Votes Cast	4,658	372	4,277	9

Precinct 172

PROPOSITION 315

Vote For 1

	TOTAL	Polls	Early Provisional	S
Yes / Sí	2,103	213	1,884	6
No	2,384	141	2,241	2
Total Votes Cast	4,487	354	4,125	8

PROPOSITION 412 - Amphitheater Unified School District No. 10

Vote For 1

	TOTAL	Polls	Early Provisional	S
Bond Approval, Yes / Aprobación de Bonos, Sí	2,413	181	2,228	4
Bond Approval, No / Aprobación de Bonos, No	2,029	164	1,861	4
Total Votes Cast	4,442	345	4,089	8

PROPOSITION 413 - Amphitheater Unified School District No. 10

Vote For 1

	TOTAL	Polls	Early Provisional	S
Budget Override Continuation, Yes / Continuación del Aumento al Presupuesto, Sí	2,403	187	2,211	5
Budget Override Continuation, No / Continuación del Aumento al Presupuesto, No	2,066	165	1,898	3
Total Votes Cast	4,469	352	4,109	8

Summary Results Report
 General Election
 November 5, 2024

OFFICIAL RESULTS
 Summary of Votes Cast
 County of Pima

Precinct 173

Statistics	TOTAL	Polls	Early Provisional	s
Registered Voters - Total	2,908			
Ballots Cast - Total	2,542	249	2,285	8
Ballots Cast - Blank	31	2	28	1
Voter Turnout - Total	87.41%			

Presidential Electors

Vote For 1	TOTAL	Polls	Early Provisional	s
HARRIS, KAMALA D.	1,257	74	1,181	2
TRUMP, DONALD J.	1,242	164	1,073	5
OLIVER, CHASE	12	2	10	0
STEIN, JILL	7	2	4	1
Write-In Totals	17	6	11	0
Write-In: Ayyadurai / Ellis	0	0	0	0
Write-In: Boddie / Stoneham	0	0	0	0
Write-In: De la Cruz / Garcia	1	0	1	0
Write-In: Shelton / Serra	0	0	0	0
Write-In: Skousen / Combs	0	0	0	0
Not Assigned	16	6	10	0
Total Votes Cast	2,535	248	2,279	8

U.S. Senator

Vote For 1	TOTAL	Polls	Early Provisional	s
GALLEGO, RUBEN	1,282	82	1,198	2
LAKE, KARI	1,149	150	994	5
QUINTANA, EDUARDO	51	8	42	1
Write-In Totals	4	0	4	0
Write-In: Williams, Sarah	0	0	0	0
Write-In: Beckett, Christopher	0	0	0	0
Write-In: Sanders, Steven Cavin	0	0	0	0
Write-In: Bozic, David	0	0	0	0
Write-In: Petty, Shawn	0	0	0	0
Write-In: Rodriguez, Benjamin	0	0	0	0
Write-In: Prosser, Jannie "Jannie"	0	0	0	0
Not Assigned	4	0	4	0
Total Votes Cast	2,486	240	2,238	8

Precinct 173

U.S. Representative in Congress District 6

Vote For 1

	TOTAL	Polls	Early Provisional	S
ENGEL, KIRSTEN	1,163	65	1,096	2
CISCOMANI, JUAN	1,250	161	1,084	5
EASTWOOD, ATHENA	50	10	39	1
Write-In Totals	5	0	5	0
Write-In: Pozzolo, Luis	1	0	1	0
Not Assigned	4	0	4	0
Total Votes Cast	2,468	236	2,224	8

State Senator District 17

Vote For 1

	TOTAL	Polls	Early Provisional	S
MCLEAN, JOHN	1,243	68	1,173	2
LEACH, VENDEN "VINCE"	1,198	168	1,025	5
Write-In Totals	5	0	5	0
Not Assigned	5	0	5	0
Total Votes Cast	2,446	236	2,203	7

State Representative Dist. 17

Vote For 2

	TOTAL	Polls	Early Provisional	S
VOLK, KEVIN	1,225	71	1,152	2
JONES, RACHEL	1,161	135	1,021	5
MCGARR, CORY	1,048	135	912	1
Write-In Totals	11	0	11	0
Not Assigned	11	0	11	0
Total Votes Cast	3,445	341	3,096	8

Corporation Commissioner

Vote For 3

	TOTAL	Polls	Early Provisional	S
AGUILAR, YLENIA	1,067	54	1,011	2
HILL, JONATHON	1,044	49	993	2
POLACHECK, JOSHUA	1,042	50	990	2
LOPEZ, RENE	1,100	126	972	2
MARQUEZ PETERSON, LEA	1,082	112	968	2
WALDEN, RACHEL	1,149	134	1,011	4
CEASE, MIKE	69	10	58	1
LUXENBERG, NINA	57	5	51	1
Write-In Totals	2	0	2	0
Write-In: Bertone, Frank	1	0	1	0
Not Assigned	1	0	1	0
Total Votes Cast	6,612	540	6,056	16

Precinct 173

Board of Supervisors District 1

Vote For 1

	TOTAL	Polls	Early Provisional	S
SCOTT, REX	1,149	59	1,088	2
SPAIN, STEVE	1,271	170	1,096	5
Write-In Totals	0	0	0	0
Not Assigned	0	0	0	0
Total Votes Cast	2,420	229	2,184	7

County Assessor

Vote For 1

	TOTAL	Polls	Early Provisional	S
DROUBIE, SUZANNE	1,551	123	1,424	4
Write-In Totals	57	9	48	0
Not Assigned	57	9	48	0
Total Votes Cast	1,608	132	1,472	4

County Attorney

Vote For 1

	TOTAL	Polls	Early Provisional	S
CONOVER, LAURA	1,337	96	1,238	3
DRUAN, HOWARD	482	59	422	1
Write-In Totals	34	4	30	0
Not Assigned	34	4	30	0
Total Votes Cast	1,853	159	1,690	4

County Recorder

Vote For 1

	TOTAL	Polls	Early Provisional	S
CÁZARES-KELLY, GABRIELLA	1,189	70	1,117	2
CAMPBELL-GONZALEZ, DOMINIC	1,167	156	1,007	4
Write-In Totals	3	0	3	0
Not Assigned	3	0	3	0
Total Votes Cast	2,359	226	2,127	6

County Sheriff

Vote For 1

	TOTAL	Polls	Early Provisional	S
NANOS, CHRIS	1,033	62	969	2
LAPPIN, HEATHER	1,379	167	1,208	4
Write-In Totals	7	1	6	0
Write-In: Di Genova, Trista	0	0	0	0
Not Assigned	7	1	6	0
Total Votes Cast	2,419	230	2,183	6

Precinct 173

County Superintendent of Schools

Vote For 1

	TOTAL	Polls	Early Provisional	S
WILLIAMS, DUSTIN	1,509	118	1,388	3
Write-In Totals	57	6	50	1
Not Assigned	57	6	50	1
Total Votes Cast	1,566	124	1,438	4

County Treasurer

Vote For 1

	TOTAL	Polls	Early Provisional	S
JOHNSON, BRIAN	1,099	64	1,033	2
ACKERLEY, CHRIS	1,279	160	1,115	4
Write-In Totals	2	1	1	0
Not Assigned	2	1	1	0
Total Votes Cast	2,380	225	2,149	6

Constable Precinct 1

Vote For 1

	TOTAL	Polls	Early Provisional	S
ROOSEVELT, MARK	1,131	63	1,066	2
ROWLAND, DANIEL	1,210	156	1,050	4
Write-In Totals	6	2	4	0
Not Assigned	6	2	4	0
Total Votes Cast	2,347	221	2,120	6

KING, KATHRYN H.

Vote For 1

	TOTAL	Polls	Early Provisional	S
Yes / Si	1,105	124	977	4
No	916	50	864	2
Total Votes Cast	2,021	174	1,841	6

BOLICK, CLINT

Vote For 1

	TOTAL	Polls	Early Provisional	S
Yes / Si	1,075	118	952	5
No	936	55	880	1
Total Votes Cast	2,011	173	1,832	6

ECKERSTROM, PETER J.

Vote For 1

	TOTAL	Polls	Early Provisional	S
Yes / Si	1,375	107	1,263	5
No	472	56	415	1
Total Votes Cast	1,847	163	1,678	6

Precinct 173

STARING, CHRISTOPHER P.

Vote For 1

	TOTAL	Polls	Early Provisional	S
Yes / Si	1,386	116	1,264	6
No	443	45	398	0
Total Votes Cast	1,829	161	1,662	6

GRIFFIN, BRENDEN J.

Vote For 1

	TOTAL	Polls	Early Provisional	S
Yes / Si	1,356	110	1,242	4
No	409	44	364	1
Total Votes Cast	1,765	154	1,606	5

LEE, KENNETH

Vote For 1

	TOTAL	Polls	Early Provisional	S
Yes / Si	1,353	110	1,239	4
No	436	47	388	1
Total Votes Cast	1,789	157	1,627	5

BRYSON, KYLE A.

Vote For 1

	TOTAL	Polls	Early Provisional	S
Yes / Si	1,341	108	1,230	3
No	444	46	396	2
Total Votes Cast	1,785	154	1,626	5

COHEN, GARY J.

Vote For 1

	TOTAL	Polls	Early Provisional	S
Yes / Si	1,355	108	1,243	4
No	404	47	356	1
Total Votes Cast	1,759	155	1,599	5

GORDON, RICHARD E.

Vote For 1

	TOTAL	Polls	Early Provisional	S
Yes / Si	1,357	108	1,244	5
No	402	45	357	0
Total Votes Cast	1,759	153	1,601	5

Precinct 173

BUTLER, MICHAEL J.

Vote For 1

	TOTAL	Polls	Early Provisional	S
Yes / Si	1,359	106	1,249	4
No	432	48	383	1
Total Votes Cast	1,791	154	1,632	5

YEHLING, WAYNE E.

Vote For 1

	TOTAL	Polls	Early Provisional	S
Yes / Si	1,328	102	1,222	4
No	465	51	413	1
Total Votes Cast	1,793	153	1,635	5

CONSTANT, DANIELLE J.K.

Vote For 1

	TOTAL	Polls	Early Provisional	S
Yes / Si	1,311	108	1,198	5
No	444	47	397	0
Total Votes Cast	1,755	155	1,595	5

METCALF, D. DOUGLAS

Vote For 1

	TOTAL	Polls	Early Provisional	S
Yes / Si	1,326	105	1,217	4
No	459	48	410	1
Total Votes Cast	1,785	153	1,627	5

MCGINLEY, CASEY F.

Vote For 1

	TOTAL	Polls	Early Provisional	S
Yes / Si	1,380	113	1,264	3
No	383	42	339	2
Total Votes Cast	1,763	155	1,603	5

SAKALL, GREG

Vote For 1

	TOTAL	Polls	Early Provisional	S
Yes / Si	1,380	103	1,273	4
No	421	53	367	1
Total Votes Cast	1,801	156	1,640	5

Precinct 173

WAGENER, JOAN L.

Vote For 1

	TOTAL	Polls	Early Provisional	S
Yes / Si	1,369	106	1,258	5
No	396	49	347	0
Total Votes Cast	1,765	155	1,605	5

JOHNSON, KELLIE L.

Vote For 1

	TOTAL	Polls	Early Provisional	S
Yes / Si	1,259	107	1,148	4
No	556	50	505	1
Total Votes Cast	1,815	157	1,653	5

ORTIZ, KIMBERLY H.

Vote For 1

	TOTAL	Polls	Early Provisional	S
Yes / Si	1,373	106	1,263	4
No	387	46	340	1
Total Votes Cast	1,760	152	1,603	5

MCDONALD, SCOTT DAVID

Vote For 1

	TOTAL	Polls	Early Provisional	S
Yes / Si	1,340	106	1,230	4
No	426	48	377	1
Total Votes Cast	1,766	154	1,607	5

ABRAMS, LISA ILKA

Vote For 1

	TOTAL	Polls	Early Provisional	S
Yes / Si	1,357	109	1,244	4
No	440	46	393	1
Total Votes Cast	1,797	155	1,637	5

PROPOSITION 133

Vote For 1

	TOTAL	Polls	Early Provisional	S
Yes / Si	930	121	806	3
No	1,327	101	1,223	3
Total Votes Cast	2,257	222	2,029	6

Precinct 173

PROPOSITION 134

Vote For 1

	TOTAL	Polls	Early Provisional	S
Yes / Si	939	127	808	4
No	1,305	88	1,215	2
Total Votes Cast	2,244	215	2,023	6

PROPOSITION 135

Vote For 1

	TOTAL	Polls	Early Provisional	S
Yes / Si	988	134	850	4
No	1,246	81	1,163	2
Total Votes Cast	2,234	215	2,013	6

PROPOSITION 136

Vote For 1

	TOTAL	Polls	Early Provisional	S
Yes / Si	784	107	672	5
No	1,425	105	1,319	1
Total Votes Cast	2,209	212	1,991	6

PROPOSITION 137

Vote For 1

	TOTAL	Polls	Early Provisional	S
Yes / Si	550	76	470	4
No	1,674	141	1,531	2
Total Votes Cast	2,224	217	2,001	6

PROPOSITION 138

Vote For 1

	TOTAL	Polls	Early Provisional	S
Yes / Si	490	61	426	3
No	1,805	163	1,638	4
Total Votes Cast	2,295	224	2,064	7

PROPOSITION 139

Vote For 1

	TOTAL	Polls	Early Provisional	S
Yes / Si	1,507	108	1,395	4
No	911	130	778	3
Total Votes Cast	2,418	238	2,173	7

Precinct 173

PROPOSITION 140

Vote For 1

	TOTAL	Polls	Early Provisional	S
Yes / Si	918	97	817	4
No	1,430	127	1,301	2
Total Votes Cast	2,348	224	2,118	6

PROPOSITION 311

Vote For 1

	TOTAL	Polls	Early Provisional	S
Yes / Si	1,501	174	1,322	5
No	854	50	803	1
Total Votes Cast	2,355	224	2,125	6

PROPOSITION 312

Vote For 1

	TOTAL	Polls	Early Provisional	S
Yes / Si	1,267	157	1,105	5
No	1,054	63	990	1
Total Votes Cast	2,321	220	2,095	6

PROPOSITION 313

Vote For 1

	TOTAL	Polls	Early Provisional	S
Yes / Si	1,397	175	1,217	5
No	917	40	877	0
Total Votes Cast	2,314	215	2,094	5

PROPOSITION 314

Vote For 1

	TOTAL	Polls	Early Provisional	S
Yes / Si	1,363	167	1,192	4
No	945	47	897	1
Total Votes Cast	2,308	214	2,089	5

PROPOSITION 315

Vote For 1

	TOTAL	Polls	Early Provisional	S
Yes / Si	997	134	860	3
No	1,204	72	1,130	2
Total Votes Cast	2,201	206	1,990	5

Precinct 173

PROPOSITION 412 - Amphitheater Unified School District No. 10

Vote For 1

	TOTAL	Polls	Early Provisional	S
Bond Approval, Yes / Aprobación de Bonos, Sí	1,126	101	1,022	3
Bond Approval, No / Aprobación de Bonos, No	1,066	92	972	2
Total Votes Cast	2,192	193	1,994	5

PROPOSITION 413 - Amphitheater Unified School District No. 10

Vote For 1

	TOTAL	Polls	Early Provisional	S
Budget Override Continuation, Yes / Continuación del Aumento al Presupuesto, Sí	1,132	103	1,025	4
Budget Override Continuation, No / Continuación del Aumento al Presupuesto, No	1,063	94	968	1
Total Votes Cast	2,195	197	1,993	5

Precinct 174

Statistics	TOTAL	Polls	Early Provisional	s
Registered Voters - Total	4,534			
Ballots Cast - Total	3,633	470	3,137	26
Ballots Cast - Blank	60	15	41	4
Voter Turnout - Total	80.13%			

Presidential Electors

Vote For 1	TOTAL	Polls	Early Provisional	s
HARRIS, KAMALA D.	2,097	190	1,891	16
TRUMP, DONALD J.	1,442	269	1,165	8
OLIVER, CHASE	25	3	22	0
STEIN, JILL	30	2	28	0
Write-In Totals	17	2	15	0
Write-In: Ayyadurai / Ellis	0	0	0	0
Write-In: Boddie / Stoneham	0	0	0	0
Write-In: De la Cruz / Garcia	0	0	0	0
Write-In: Shelton / Serra	0	0	0	0
Write-In: Skousen / Combs	1	0	1	0
Not Assigned	16	2	14	0
Total Votes Cast	3,611	466	3,121	24

U.S. Senator

Vote For 1	TOTAL	Polls	Early Provisional	s
GALLEGO, RUBEN	2,113	208	1,891	14
LAKE, KARI	1,318	234	1,075	9
QUINTANA, EDUARDO	98	15	83	0
Write-In Totals	12	2	10	0
Write-In: Williams, Sarah	0	0	0	0
Write-In: Beckett, Christopher	0	0	0	0
Write-In: Sanders, Steven Cavin	0	0	0	0
Write-In: Bozic, David	0	0	0	0
Write-In: Petty, Shawn	0	0	0	0
Write-In: Rodriguez, Benjamin	0	0	0	0
Write-In: Prosser, Jannie "Jannie"	0	0	0	0
Not Assigned	12	2	10	0
Total Votes Cast	3,541	459	3,059	23

Summary Results Report
 General Election
 November 5, 2024

OFFICIAL RESULTS
 Summary of Votes Cast
 County of Pima

Precinct 174

U.S. Representative in Congress District 6

Vote For 1

	TOTAL	Polls	Early Provisional	s
ENGEL, KIRSTEN	1,984	190	1,781	13
CISCOMANI, JUAN	1,425	251	1,168	6
EASTWOOD, ATHENA	100	12	87	1
Write-In Totals	2	0	2	0
Write-In: Pozzolo, Luis	0	0	0	0
Not Assigned	2	0	2	0
Total Votes Cast	3,511	453	3,038	20

State Senator District 18

Vote For 1

	TOTAL	Polls	Early Provisional	s
SUNDARESHAN, PRIYA	2,297	272	2,010	15
Write-In Totals	110	25	85	0
Not Assigned	110	25	85	0
Total Votes Cast	2,407	297	2,095	15

State Representative Dist. 18

Vote For 2

	TOTAL	Polls	Early Provisional	s
GUTIERREZ, NANCY	1,900	171	1,715	14
MATHIS, CHRIS	1,649	127	1,515	7
ROSENBLUM, LEONARD "LEN"	1,399	244	1,152	3
Write-In Totals	24	2	22	0
Not Assigned	24	2	22	0
Total Votes Cast	4,972	544	4,404	24

Corporation Commissioner

Vote For 3

	TOTAL	Polls	Early Provisional	s
AGUILAR, YLENIA	1,736	129	1,596	11
HILL, JONATHON	1,776	145	1,622	9
POLACHECK, JOSHUA	1,652	121	1,521	10
LOPEZ, RENE	1,188	175	1,013	0
MARQUEZ PETERSON, LEA	1,204	165	1,037	2
WALDEN, RACHEL	1,279	206	1,071	2
CEASE, MIKE	124	31	91	2
LUXENBERG, NINA	152	24	127	1
Write-In Totals	5	1	4	0
Write-In: Bertone, Frank	0	0	0	0
Not Assigned	5	1	4	0
Total Votes Cast	9,116	997	8,082	37

Precinct 174

Board of Supervisors District 4

Vote For 1

	TOTAL	Polls	Early Provisional	S
BECHTOL, VANESSA	1,936	177	1,745	14
CHRISTY, STEPHEN W. "STEVE"	1,452	254	1,194	4
Write-In Totals	2	0	2	0
Not Assigned	2	0	2	0
Total Votes Cast	3,390	431	2,941	18

County Assessor

Vote For 1

	TOTAL	Polls	Early Provisional	S
DROUBIE, SUZANNE	2,345	276	2,054	15
Write-In Totals	81	19	62	0
Not Assigned	81	19	62	0
Total Votes Cast	2,426	295	2,116	15

County Attorney

Vote For 1

	TOTAL	Polls	Early Provisional	S
CONOVER, LAURA	2,083	211	1,861	11
DRUAN, HOWARD	606	138	462	6
Write-In Totals	45	6	39	0
Not Assigned	45	6	39	0
Total Votes Cast	2,734	355	2,362	17

County Recorder

Vote For 1

	TOTAL	Polls	Early Provisional	S
CÁZARES-KELLY, GABRIELLA	1,997	189	1,794	14
CAMPBELL-GONZALEZ, DOMINIC	1,316	232	1,077	7
Write-In Totals	4	0	4	0
Not Assigned	4	0	4	0
Total Votes Cast	3,317	421	2,875	21

County Sheriff

Vote For 1

	TOTAL	Polls	Early Provisional	S
NANOS, CHRIS	1,743	165	1,564	14
LAPPIN, HEATHER	1,627	269	1,352	6
Write-In Totals	11	2	9	0
Write-In: Di Genova, Trista	0	0	0	0
Not Assigned	11	2	9	0
Total Votes Cast	3,381	436	2,925	20

Precinct 174

County Superintendent of Schools

Vote For 1

	TOTAL	Polls	Early Provisional	S
WILLIAMS, DUSTIN	2,328	281	2,032	15
Write-In Totals	82	17	65	0
Not Assigned	82	17	65	0
Total Votes Cast	2,410	298	2,097	15

County Treasurer

Vote For 1

	TOTAL	Polls	Early Provisional	S
JOHNSON, BRIAN	1,859	169	1,677	13
ACKERLEY, CHRIS	1,496	254	1,234	8
Write-In Totals	0	0	0	0
Not Assigned	0	0	0	0
Total Votes Cast	3,355	423	2,911	21

Constable Precinct 8

Vote For 1

	TOTAL	Polls	Early Provisional	S
TOTH, CHRISTOPHER	1,903	175	1,714	14
LAKE, BILL	1,441	250	1,187	4
Write-In Totals	0	0	0	0
Not Assigned	0	0	0	0
Total Votes Cast	3,344	425	2,901	18

KING, KATHRYN H.

Vote For 1

	TOTAL	Polls	Early Provisional	S
Yes / Si	1,526	210	1,310	6
No	1,374	147	1,221	6
Total Votes Cast	2,900	357	2,531	12

BOLICK, CLINT

Vote For 1

	TOTAL	Polls	Early Provisional	S
Yes / Si	1,419	194	1,222	3
No	1,450	156	1,288	6
Total Votes Cast	2,869	350	2,510	9

ECKERSTROM, PETER J.

Vote For 1

	TOTAL	Polls	Early Provisional	S
Yes / Si	1,938	218	1,712	8
No	706	119	584	3
Total Votes Cast	2,644	337	2,296	11

Precinct 174

STARING, CHRISTOPHER P.

Vote For 1

	TOTAL	Polls	Early Provisional	S
Yes / Si	1,903	222	1,676	5
No	747	113	630	4
Total Votes Cast	2,650	335	2,306	9

GRIFFIN, BRENDEN J.

Vote For 1

	TOTAL	Polls	Early Provisional	S
Yes / Si	1,867	217	1,645	5
No	692	115	573	4
Total Votes Cast	2,559	332	2,218	9

LEE, KENNETH

Vote For 1

	TOTAL	Polls	Early Provisional	S
Yes / Si	1,873	212	1,656	5
No	687	113	570	4
Total Votes Cast	2,560	325	2,226	9

BRYSON, KYLE A.

Vote For 1

	TOTAL	Polls	Early Provisional	S
Yes / Si	1,891	213	1,672	6
No	658	111	544	3
Total Votes Cast	2,549	324	2,216	9

COHEN, GARY J.

Vote For 1

	TOTAL	Polls	Early Provisional	S
Yes / Si	1,855	212	1,639	4
No	686	115	566	5
Total Votes Cast	2,541	327	2,205	9

GORDON, RICHARD E.

Vote For 1

	TOTAL	Polls	Early Provisional	S
Yes / Si	1,875	218	1,652	5
No	667	113	550	4
Total Votes Cast	2,542	331	2,202	9

Precinct 174

BUTLER, MICHAEL J.

Vote For 1

	TOTAL	Polls	Early Provisional	S
Yes / Si	1,889	215	1,668	6
No	666	116	547	3
Total Votes Cast	2,555	331	2,215	9

YEHLING, WAYNE E.

Vote For 1

	TOTAL	Polls	Early Provisional	S
Yes / Si	1,859	211	1,644	4
No	685	118	562	5
Total Votes Cast	2,544	329	2,206	9

CONSTANT, DANIELLE J.K.

Vote For 1

	TOTAL	Polls	Early Provisional	S
Yes / Si	1,837	211	1,620	6
No	701	114	584	3
Total Votes Cast	2,538	325	2,204	9

METCALF, D. DOUGLAS

Vote For 1

	TOTAL	Polls	Early Provisional	S
Yes / Si	1,882	219	1,658	5
No	664	109	551	4
Total Votes Cast	2,546	328	2,209	9

MCGINLEY, CASEY F.

Vote For 1

	TOTAL	Polls	Early Provisional	S
Yes / Si	1,894	214	1,674	6
No	644	113	528	3
Total Votes Cast	2,538	327	2,202	9

SAKALL, GREG

Vote For 1

	TOTAL	Polls	Early Provisional	S
Yes / Si	1,841	209	1,628	4
No	697	115	578	4
Total Votes Cast	2,538	324	2,206	8

Precinct 174

WAGENER, JOAN L.

	TOTAL	Polls	Early Provisional	S
Vote For 1				
Yes / Si	1,867	218	1,644	5
No	674	112	558	4
Total Votes Cast	2,541	330	2,202	9

JOHNSON, KELLIE L.

	TOTAL	Polls	Early Provisional	S
Vote For 1				
Yes / Si	1,630	211	1,414	5
No	949	119	826	4
Total Votes Cast	2,579	330	2,240	9

ORTIZ, KIMBERLY H.

	TOTAL	Polls	Early Provisional	S
Vote For 1				
Yes / Si	1,914	222	1,687	5
No	618	106	508	4
Total Votes Cast	2,532	328	2,195	9

MCDONALD, SCOTT DAVID

	TOTAL	Polls	Early Provisional	S
Vote For 1				
Yes / Si	1,815	205	1,604	6
No	706	115	588	3
Total Votes Cast	2,521	320	2,192	9

ABRAMS, LISA ILKA

	TOTAL	Polls	Early Provisional	S
Vote For 1				
Yes / Si	1,938	225	1,707	6
No	621	107	511	3
Total Votes Cast	2,559	332	2,218	9

Governing Board - Tucson Unified School District (TUSD) No. 1

	TOTAL	Polls	Early Provisional	S
Vote For 3				
ACOSTA RUIZ, PILAR	915	115	798	2
FLORES, ESTEBAN	934	130	800	4
LUNA ROSE, NATALIE	1,702	180	1,514	8
SHAH, RAVI	1,289	110	1,176	3
SHAW, SADIE	1,508	149	1,356	3
Write-In Totals	47	5	41	1
Not Assigned	47	5	41	1
Total Votes Cast	6,395	689	5,685	21

Precinct 174

PROPOSITION 133

Vote For 1				
	TOTAL	Polls	Early Provisional	S
Yes / Si	1,211	165	1,039	7
No	2,019	249	1,760	10
Total Votes Cast	3,230	414	2,799	17

PROPOSITION 134

Vote For 1				
	TOTAL	Polls	Early Provisional	S
Yes / Si	1,138	173	958	7
No	2,104	243	1,852	9
Total Votes Cast	3,242	416	2,810	16

PROPOSITION 135

Vote For 1				
	TOTAL	Polls	Early Provisional	S
Yes / Si	1,320	219	1,096	5
No	1,890	198	1,681	11
Total Votes Cast	3,210	417	2,777	16

PROPOSITION 136

Vote For 1				
	TOTAL	Polls	Early Provisional	S
Yes / Si	991	156	830	5
No	2,165	245	1,909	11
Total Votes Cast	3,156	401	2,739	16

PROPOSITION 137

Vote For 1				
	TOTAL	Polls	Early Provisional	S
Yes / Si	687	105	579	3
No	2,494	306	2,173	15
Total Votes Cast	3,181	411	2,752	18

PROPOSITION 138

Vote For 1				
	TOTAL	Polls	Early Provisional	S
Yes / Si	656	100	553	3
No	2,633	325	2,293	15
Total Votes Cast	3,289	425	2,846	18

Precinct 174

PROPOSITION 139

Vote For 1

	TOTAL	Polls	Early Provisional	S
Yes / Si	2,372	260	2,094	18
No	1,085	185	895	5
Total Votes Cast	3,457	445	2,989	23

PROPOSITION 140

Vote For 1

	TOTAL	Polls	Early Provisional	S
Yes / Si	1,504	220	1,274	10
No	1,880	210	1,661	9
Total Votes Cast	3,384	430	2,935	19

PROPOSITION 311

Vote For 1

	TOTAL	Polls	Early Provisional	S
Yes / Si	2,030	299	1,717	14
No	1,353	132	1,216	5
Total Votes Cast	3,383	431	2,933	19

PROPOSITION 312

Vote For 1

	TOTAL	Polls	Early Provisional	S
Yes / Si	1,847	291	1,545	11
No	1,504	131	1,366	7
Total Votes Cast	3,351	422	2,911	18

PROPOSITION 313

Vote For 1

	TOTAL	Polls	Early Provisional	S
Yes / Si	1,871	300	1,555	16
No	1,386	130	1,252	4
Total Votes Cast	3,257	430	2,807	20

PROPOSITION 314

Vote For 1

	TOTAL	Polls	Early Provisional	S
Yes / Si	1,762	284	1,467	11
No	1,489	137	1,348	4
Total Votes Cast	3,251	421	2,815	15

Precinct 174

PROPOSITION 315

Vote For 1

	TOTAL	Polls	Early Provisional	S
Yes / Si	1,295	196	1,089	10
No	1,842	202	1,634	6
Total Votes Cast	3,137	398	2,723	16

Summary Results Report
 General Election
 November 5, 2024

OFFICIAL RESULTS
 Summary of Votes Cast
 County of Pima

Precinct 175

Statistics	TOTAL	Polls	Early Provisionals	
Registered Voters - Total	3,853			
Ballots Cast - Total	3,036	602	2,405	29
Ballots Cast - Blank	63	23	40	0
Voter Turnout - Total	78.80%			

Presidential Electors

Vote For 1	TOTAL	Polls	Early Provisionals	
HARRIS, KAMALA D.	1,163	153	1,001	9
TRUMP, DONALD J.	1,806	434	1,353	19
OLIVER, CHASE	13	1	12	0
STEIN, JILL	16	3	13	0
Write-In Totals	11	2	9	0
Write-In: Ayyadurai / Ellis	1	0	1	0
Write-In: Boddie / Stoneham	0	0	0	0
Write-In: De la Cruz / Garcia	0	0	0	0
Write-In: Shelton / Serra	0	0	0	0
Write-In: Skousen / Combs	1	0	1	0
Not Assigned	9	2	7	0
Total Votes Cast	3,009	593	2,388	28

U.S. Senator

Vote For 1	TOTAL	Polls	Early Provisionals	
GALLEGO, RUBEN	1,226	157	1,060	9
LAKE, KARI	1,633	410	1,205	18
QUINTANA, EDUARDO	94	16	76	2
Write-In Totals	11	0	11	0
Write-In: Williams, Sarah	0	0	0	0
Write-In: Beckett, Christopher	0	0	0	0
Write-In: Sanders, Steven Cavin	1	0	1	0
Write-In: Bozic, David	0	0	0	0
Write-In: Petty, Shawn	0	0	0	0
Write-In: Rodriguez, Benjamin	0	0	0	0
Write-In: Prosser, Jannie "Jannie"	0	0	0	0
Not Assigned	10	0	10	0
Total Votes Cast	2,964	583	2,352	29

Summary Results Report
 General Election
 November 5, 2024

OFFICIAL RESULTS
 Summary of Votes Cast
 County of Pima

Precinct 175

U.S. Representative in Congress District 6

Vote For 1

	TOTAL	Polls	Early Provisional	s
ENGEL, KIRSTEN	1,112	158	948	6
CISCOMANI, JUAN	1,719	402	1,297	20
EASTWOOD, ATHENA	98	18	80	0
Write-In Totals	4	0	4	0
Write-In: Pozzolo, Luis	0	0	0	0
Not Assigned	4	0	4	0
Total Votes Cast	2,933	578	2,329	26

State Senator District 17

Vote For 1

	TOTAL	Polls	Early Provisional	s
MCLEAN, JOHN	1,203	165	1,031	7
LEACH, VENDEN "VINCE"	1,707	409	1,284	14
Write-In Totals	5	0	5	0
Not Assigned	5	0	5	0
Total Votes Cast	2,915	574	2,320	21

State Representative Dist. 17

Vote For 2

	TOTAL	Polls	Early Provisional	s
VOLK, KEVIN	1,200	173	1,021	6
JONES, RACHEL	1,519	328	1,180	11
MCGARR, CORY	1,370	279	1,085	6
Write-In Totals	19	2	17	0
Not Assigned	19	2	17	0
Total Votes Cast	4,108	782	3,303	23

Corporation Commissioner

Vote For 3

	TOTAL	Polls	Early Provisional	s
AGUILAR, YLENIA	1,012	123	881	8
HILL, JONATHON	962	98	860	4
POLACHECK, JOSHUA	890	87	800	3
LOPEZ, RENE	1,444	283	1,152	9
MARQUEZ PETERSON, LEA	1,374	257	1,105	12
WALDEN, RACHEL	1,458	317	1,131	10
CEASE, MIKE	107	26	79	2
LUXENBERG, NINA	117	25	91	1
Write-In Totals	7	1	6	0
Write-In: Bertone, Frank	0	0	0	0
Not Assigned	7	1	6	0
Total Votes Cast	7,371	1,217	6,105	49

Precinct 175

Board of Supervisors District 3

Vote For 1

	TOTAL	Polls	Early Provisional	s
ALLEN, JENNIFER "JEN"	1,062	139	916	7
WITTENBRAKER, JANET "JL"	1,675	389	1,273	13
BAH, IMAN-UTOPIA LAYJOU	104	23	80	1
Write-In Totals	3	1	2	0
Not Assigned	3	1	2	0
Total Votes Cast	2,844	552	2,271	21

County Assessor

Vote For 1

	TOTAL	Polls	Early Provisional	s
DROUBIE, SUZANNE	1,791	321	1,459	11
Write-In Totals	110	22	87	1
Not Assigned	110	22	87	1
Total Votes Cast	1,901	343	1,546	12

County Attorney

Vote For 1

	TOTAL	Polls	Early Provisional	s
CONOVER, LAURA	1,354	198	1,146	10
DRUAN, HOWARD	753	179	568	6
Write-In Totals	58	13	45	0
Not Assigned	58	13	45	0
Total Votes Cast	2,165	390	1,759	16

County Recorder

Vote For 1

	TOTAL	Polls	Early Provisional	s
CÁZARES-KELLY, GABRIELLA	1,186	152	1,023	11
CAMPBELL-GONZALEZ, DOMINIC	1,612	376	1,222	14
Write-In Totals	7	1	6	0
Not Assigned	7	1	6	0
Total Votes Cast	2,805	529	2,251	25

County Sheriff

Vote For 1

	TOTAL	Polls	Early Provisional	s
NANOS, CHRIS	985	130	847	8
LAPPIN, HEATHER	1,910	437	1,453	20
Write-In Totals	9	1	8	0
Write-In: Di Genova, Trista	3	0	3	0
Not Assigned	6	1	5	0
Total Votes Cast	2,904	568	2,308	28

Precinct 175

County Superintendent of Schools

Vote For 1

	TOTAL	Polls	Early Provisional	S
WILLIAMS, DUSTIN	1,760	313	1,436	11
Write-In Totals	107	22	83	2
Not Assigned	107	22	83	2
Total Votes Cast	1,867	335	1,519	13

County Treasurer

Vote For 1

	TOTAL	Polls	Early Provisional	S
JOHNSON, BRIAN	1,056	130	917	9
ACKERLEY, CHRIS	1,761	402	1,344	15
Write-In Totals	4	1	3	0
Not Assigned	4	1	3	0
Total Votes Cast	2,821	533	2,264	24

Justice of the Peace Precinct 10

Vote For 1

	TOTAL	Polls	Early Provisional	S
FORMAN, ROBERT J.	2,234	469	1,746	19
Write-In Totals	38	6	32	0
Not Assigned	38	6	32	0
Total Votes Cast	2,272	475	1,778	19

Constable Precinct 10

Vote For 1

	TOTAL	Polls	Early Provisional	S
CAMMARANO, JOHN	2,235	468	1,748	19
Write-In Totals	42	6	36	0
Not Assigned	42	6	36	0
Total Votes Cast	2,277	474	1,784	19

KING, KATHRYN H.

Vote For 1

	TOTAL	Polls	Early Provisional	S
Yes / Si	1,484	283	1,190	11
No	847	133	708	6
Total Votes Cast	2,331	416	1,898	17

BOLICK, CLINT

Vote For 1

	TOTAL	Polls	Early Provisional	S
Yes / Si	1,421	270	1,144	7
No	891	137	744	10
Total Votes Cast	2,312	407	1,888	17

Precinct 175

ECKERSTROM, PETER J.

Vote For 1

	TOTAL	Polls	Early Provisional	S
Yes / Si	1,529	259	1,260	10
No	652	141	504	7
Total Votes Cast	2,181	400	1,764	17

STARING, CHRISTOPHER P.

Vote For 1

	TOTAL	Polls	Early Provisional	S
Yes / Si	1,567	275	1,280	12
No	600	119	476	5
Total Votes Cast	2,167	394	1,756	17

GRIFFIN, BRENDEN J.

Vote For 1

	TOTAL	Polls	Early Provisional	S
Yes / Si	1,509	263	1,236	10
No	623	119	501	3
Total Votes Cast	2,132	382	1,737	13

LEE, KENNETH

Vote For 1

	TOTAL	Polls	Early Provisional	S
Yes / Si	1,519	267	1,242	10
No	617	119	494	4
Total Votes Cast	2,136	386	1,736	14

BRYSON, KYLE A.

Vote For 1

	TOTAL	Polls	Early Provisional	S
Yes / Si	1,512	252	1,250	10
No	616	131	481	4
Total Votes Cast	2,128	383	1,731	14

COHEN, GARY J.

Vote For 1

	TOTAL	Polls	Early Provisional	S
Yes / Si	1,499	257	1,232	10
No	621	123	494	4
Total Votes Cast	2,120	380	1,726	14

Precinct 175

GORDON, RICHARD E.

Vote For 1

	TOTAL	Polls	Early Provisional	S
Yes / Si	1,499	259	1,232	8
No	617	121	490	6
Total Votes Cast	2,116	380	1,722	14

BUTLER, MICHAEL J.

Vote For 1

	TOTAL	Polls	Early Provisional	S
Yes / Si	1,507	257	1,239	11
No	615	121	491	3
Total Votes Cast	2,122	378	1,730	14

YEHLING, WAYNE E.

Vote For 1

	TOTAL	Polls	Early Provisional	S
Yes / Si	1,495	262	1,225	8
No	621	121	494	6
Total Votes Cast	2,116	383	1,719	14

CONSTANT, DANIELLE J.K.

Vote For 1

	TOTAL	Polls	Early Provisional	S
Yes / Si	1,477	252	1,215	10
No	630	124	502	4
Total Votes Cast	2,107	376	1,717	14

METCALF, D. DOUGLAS

Vote For 1

	TOTAL	Polls	Early Provisional	S
Yes / Si	1,493	251	1,235	7
No	613	128	478	7
Total Votes Cast	2,106	379	1,713	14

MCGINLEY, CASEY F.

Vote For 1

	TOTAL	Polls	Early Provisional	S
Yes / Si	1,538	256	1,273	9
No	572	118	449	5
Total Votes Cast	2,110	374	1,722	14

Precinct 175

SAKALL, GREG

Vote For 1

	TOTAL	Polls	Early Provisional	S
Yes / Si	1,502	257	1,237	8
No	612	122	484	6
Total Votes Cast	2,114	379	1,721	14

WAGENER, JOAN L.

Vote For 1

	TOTAL	Polls	Early Provisional	S
Yes / Si	1,496	255	1,230	11
No	617	119	495	3
Total Votes Cast	2,113	374	1,725	14

JOHNSON, KELLIE L.

Vote For 1

	TOTAL	Polls	Early Provisional	S
Yes / Si	1,443	257	1,175	11
No	679	120	556	3
Total Votes Cast	2,122	377	1,731	14

ORTIZ, KIMBERLY H.

Vote For 1

	TOTAL	Polls	Early Provisional	S
Yes / Si	1,541	254	1,275	12
No	574	123	449	2
Total Votes Cast	2,115	377	1,724	14

MCDONALD, SCOTT DAVID

Vote For 1

	TOTAL	Polls	Early Provisional	S
Yes / Si	1,520	263	1,247	10
No	589	112	474	3
Total Votes Cast	2,109	375	1,721	13

ABRAMS, LISA ILKA

Vote For 1

	TOTAL	Polls	Early Provisional	S
Yes / Si	1,544	264	1,269	11
No	580	118	458	4
Total Votes Cast	2,124	382	1,727	15

Precinct 175

Governing Board - Marana Unified School District No. 6

	TOTAL	Polls	Early Provisional	s
ALEXANDER, ROY	1,277	215	1,054	8
HOLT, HUNTER D.	1,161	189	964	8
RAYMOND, CATHIE	1,049	148	894	7
ROBERTS, MIKAIL	871	158	708	5
WILLARD, DAVID	1,197	197	994	6
Write-In Totals	38	8	30	0
Not Assigned	38	8	30	0
Total Votes Cast	5,593	915	4,644	34

Board of Governors - Pima Community College Dist. 3

	TOTAL	Polls	Early Provisional	s
GARCIA, MARIA DE LA LUZ	770	147	620	3
RANDALL, KRISTEN	1,261	233	1,016	12
Write-In Totals	22	3	19	0
Not Assigned	22	3	19	0
Total Votes Cast	2,053	383	1,655	15

PROPOSITION 133

	TOTAL	Polls	Early Provisional	s
Yes / Si	1,226	262	947	17
No	1,429	238	1,181	10
Total Votes Cast	2,655	500	2,128	27

PROPOSITION 134

	TOTAL	Polls	Early Provisional	s
Yes / Si	1,220	263	940	17
No	1,437	237	1,190	10
Total Votes Cast	2,657	500	2,130	27

PROPOSITION 135

	TOTAL	Polls	Early Provisional	s
Yes / Si	1,336	291	1,029	16
No	1,288	200	1,077	11
Total Votes Cast	2,624	491	2,106	27

Precinct 175

PROPOSITION 136

Vote For 1				
	TOTAL	Polls	Early Provisional	S
Yes / Si	1,056	251	790	15
No	1,543	233	1,299	11
Total Votes Cast	2,599	484	2,089	26

PROPOSITION 137

Vote For 1				
	TOTAL	Polls	Early Provisional	S
Yes / Si	629	145	478	6
No	1,991	342	1,629	20
Total Votes Cast	2,620	487	2,107	26

PROPOSITION 138

Vote For 1				
	TOTAL	Polls	Early Provisional	S
Yes / Si	596	124	463	9
No	2,133	398	1,717	18
Total Votes Cast	2,729	522	2,180	27

PROPOSITION 139

Vote For 1				
	TOTAL	Polls	Early Provisional	S
Yes / Si	1,677	274	1,388	15
No	1,209	283	912	14
Total Votes Cast	2,886	557	2,300	29

PROPOSITION 140

Vote For 1				
	TOTAL	Polls	Early Provisional	S
Yes / Si	1,221	240	967	14
No	1,575	284	1,277	14
Total Votes Cast	2,796	524	2,244	28

PROPOSITION 311

Vote For 1				
	TOTAL	Polls	Early Provisional	S
Yes / Si	2,100	440	1,635	25
No	739	110	626	3
Total Votes Cast	2,839	550	2,261	28

Precinct 175

PROPOSITION 312

Vote For 1	TOTAL	Polls	Early Provisional	S
Yes / Sí	1,835	376	1,437	22
No	947	148	793	6
Total Votes Cast	2,782	524	2,230	28

PROPOSITION 313

Vote For 1	TOTAL	Polls	Early Provisional	S
Yes / Sí	2,020	406	1,591	23
No	759	130	626	3
Total Votes Cast	2,779	536	2,217	26

PROPOSITION 314

Vote For 1	TOTAL	Polls	Early Provisional	S
Yes / Sí	1,964	408	1,537	19
No	777	112	659	6
Total Votes Cast	2,741	520	2,196	25

PROPOSITION 315

Vote For 1	TOTAL	Polls	Early Provisional	S
Yes / Sí	1,322	274	1,032	16
No	1,291	204	1,079	8
Total Votes Cast	2,613	478	2,111	24

PROPOSITION 411 - Marana Unified School District No. 6

Vote For 1	TOTAL	Polls	Early Provisional	S
Budget Increase, Yes / Aumento al Presupuesto, Sí	1,573	337	1,217	19
Budget Increase, No / Aumento al Presupuesto, No	1,177	189	983	5
Total Votes Cast	2,750	526	2,200	24

Summary Results Report
 General Election
 November 5, 2024

OFFICIAL RESULTS
 Summary of Votes Cast
 County of Pima

Precinct 176

Statistics	TOTAL	Polls	Early Provisional	s
Registered Voters - Total	1,863			
Ballots Cast - Total	1,500	238	1,252	10
Ballots Cast - Blank	19	5	14	0
Voter Turnout - Total	80.52%			

Presidential Electors

Vote For 1	TOTAL	Polls	Early Provisional	s
HARRIS, KAMALA D.	657	77	578	2
TRUMP, DONALD J.	811	154	649	8
OLIVER, CHASE	9	3	6	0
STEIN, JILL	6	1	5	0
Write-In Totals	5	2	3	0
Write-In: Ayyadurai / Ellis	0	0	0	0
Write-In: Boddie / Stoneham	0	0	0	0
Write-In: De la Cruz / Garcia	1	0	1	0
Write-In: Shelton / Serra	0	0	0	0
Write-In: Skousen / Combs	0	0	0	0
Not Assigned	4	2	2	0
Total Votes Cast	1,488	237	1,241	10

U.S. Senator

Vote For 1	TOTAL	Polls	Early Provisional	s
GALLEGO, RUBEN	690	84	603	3
LAKE, KARI	727	135	586	6
QUINTANA, EDUARDO	39	10	28	1
Write-In Totals	3	1	2	0
Write-In: Williams, Sarah	0	0	0	0
Write-In: Beckett, Christopher	0	0	0	0
Write-In: Sanders, Steven Cavin	0	0	0	0
Write-In: Bozic, David	0	0	0	0
Write-In: Petty, Shawn	0	0	0	0
Write-In: Rodriguez, Benjamin	0	0	0	0
Write-In: Prosser, Jannie "Jannie"	0	0	0	0
Not Assigned	3	1	2	0
Total Votes Cast	1,459	230	1,219	10

Summary Results Report
 General Election
 November 5, 2024

OFFICIAL RESULTS
 Summary of Votes Cast
 County of Pima

Precinct 176

U.S. Representative in Congress District 6

Vote For 1

	TOTAL	Polls	Early Provisional	S
ENGEL, KIRSTEN	605	70	534	1
CISCOMANI, JUAN	808	150	653	5
EASTWOOD, ATHENA	32	8	23	1
Write-In Totals	1	1	0	0
Write-In: Pozzolo, Luis	0	0	0	0
Not Assigned	1	1	0	0
Total Votes Cast	1,446	229	1,210	7

State Senator District 17

Vote For 1

	TOTAL	Polls	Early Provisional	S
MCLEAN, JOHN	671	82	586	3
LEACH, VENDEN "VINCE"	764	146	613	5
Write-In Totals	5	1	4	0
Not Assigned	5	1	4	0
Total Votes Cast	1,440	229	1,203	8

State Representative Dist. 17

Vote For 2

	TOTAL	Polls	Early Provisional	S
VOLK, KEVIN	666	81	584	1
JONES, RACHEL	683	112	567	4
MCGARR, CORY	689	108	580	1
Write-In Totals	9	0	9	0
Not Assigned	9	0	9	0
Total Votes Cast	2,047	301	1,740	6

Corporation Commissioner

Vote For 3

	TOTAL	Polls	Early Provisional	S
AGUILAR, YLENIA	571	63	506	2
HILL, JONATHON	546	52	493	1
POLACHECK, JOSHUA	510	45	464	1
LOPEZ, RENE	672	105	564	3
MARQUEZ PETERSON, LEA	662	92	568	2
WALDEN, RACHEL	698	113	581	4
CEASE, MIKE	56	13	42	1
LUXENBERG, NINA	69	8	61	0
Write-In Totals	0	0	0	0
Write-In: Bertone, Frank	0	0	0	0
Not Assigned	0	0	0	0
Total Votes Cast	3,784	491	3,279	14

Precinct 176

Board of Supervisors District 4

Vote For 1

	TOTAL	Polls	Early Provisional	S
BECHTOL, VANESSA	599	69	527	3
CHRISTY, STEPHEN W. "STEVE"	819	147	668	4
Write-In Totals	2	1	1	0
Not Assigned	2	1	1	0
Total Votes Cast	1,420	217	1,196	7

County Assessor

Vote For 1

	TOTAL	Polls	Early Provisional	S
DROUBIE, SUZANNE	910	135	770	5
Write-In Totals	65	11	54	0
Not Assigned	65	11	54	0
Total Votes Cast	975	146	824	5

County Attorney

Vote For 1

	TOTAL	Polls	Early Provisional	S
CONOVER, LAURA	701	95	604	2
DRUAN, HOWARD	380	71	304	5
Write-In Totals	36	2	34	0
Not Assigned	36	2	34	0
Total Votes Cast	1,117	168	942	7

County Recorder

Vote For 1

	TOTAL	Polls	Early Provisional	S
CÁZARES-KELLY, GABRIELLA	647	76	568	3
CAMPBELL-GONZALEZ, DOMINIC	730	135	590	5
Write-In Totals	1	0	1	0
Not Assigned	1	0	1	0
Total Votes Cast	1,378	211	1,159	8

County Sheriff

Vote For 1

	TOTAL	Polls	Early Provisional	S
NANOS, CHRIS	541	69	470	2
LAPPIN, HEATHER	883	155	722	6
Write-In Totals	4	0	4	0
Write-In: Di Genova, Trista	0	0	0	0
Not Assigned	4	0	4	0
Total Votes Cast	1,428	224	1,196	8

Precinct 176

County Superintendent of Schools

Vote For 1

	TOTAL	Polls	Early Provisional	S
WILLIAMS, DUSTIN	911	127	778	6
Write-In Totals	59	9	50	0
Not Assigned	59	9	50	0
Total Votes Cast	970	136	828	6

County Treasurer

Vote For 1

	TOTAL	Polls	Early Provisional	S
JOHNSON, BRIAN	574	67	506	1
ACKERLEY, CHRIS	837	148	682	7
Write-In Totals	0	0	0	0
Not Assigned	0	0	0	0
Total Votes Cast	1,411	215	1,188	8

Justice of the Peace Precinct 2

Vote For 1

	TOTAL	Polls	Early Provisional	S
CORNEJO, ERICA	909	135	770	4
Write-In Totals	54	7	47	0
Not Assigned	54	7	47	0
Total Votes Cast	963	142	817	4

KING, KATHRYN H.

Vote For 1

	TOTAL	Polls	Early Provisional	S
Yes / Si	685	125	553	7
No	510	50	459	1
Total Votes Cast	1,195	175	1,012	8

BOLICK, CLINT

Vote For 1

	TOTAL	Polls	Early Provisional	S
Yes / Si	650	118	525	7
No	535	53	481	1
Total Votes Cast	1,185	171	1,006	8

ECKERSTROM, PETER J.

Vote For 1

	TOTAL	Polls	Early Provisional	S
Yes / Si	811	122	683	6
No	317	47	268	2
Total Votes Cast	1,128	169	951	8

Precinct 176

STARING, CHRISTOPHER P.

Vote For 1

	TOTAL	Polls	Early Provisional	S
Yes / Si	797	122	668	7
No	331	48	282	1
Total Votes Cast	1,128	170	950	8

GRIFFIN, BRENDEN J.

Vote For 1

	TOTAL	Polls	Early Provisional	S
Yes / Si	783	117	659	7
No	311	46	264	1
Total Votes Cast	1,094	163	923	8

LEE, KENNETH

Vote For 1

	TOTAL	Polls	Early Provisional	S
Yes / Si	778	113	659	6
No	324	48	274	2
Total Votes Cast	1,102	161	933	8

BRYSON, KYLE A.

Vote For 1

	TOTAL	Polls	Early Provisional	S
Yes / Si	785	116	662	7
No	311	43	267	1
Total Votes Cast	1,096	159	929	8

COHEN, GARY J.

Vote For 1

	TOTAL	Polls	Early Provisional	S
Yes / Si	783	111	666	6
No	297	46	250	1
Total Votes Cast	1,080	157	916	7

GORDON, RICHARD E.

Vote For 1

	TOTAL	Polls	Early Provisional	S
Yes / Si	785	115	663	7
No	296	43	252	1
Total Votes Cast	1,081	158	915	8

Precinct 176

BUTLER, MICHAEL J.

Vote For 1

	TOTAL	Polls	Early Provisional	S
Yes / Si	789	114	668	7
No	303	45	257	1
Total Votes Cast	1,092	159	925	8

YEHLING, WAYNE E.

Vote For 1

	TOTAL	Polls	Early Provisional	S
Yes / Si	779	109	663	7
No	310	49	260	1
Total Votes Cast	1,089	158	923	8

CONSTANT, DANIELLE J.K.

Vote For 1

	TOTAL	Polls	Early Provisional	S
Yes / Si	761	115	640	6
No	323	44	278	1
Total Votes Cast	1,084	159	918	7

METCALF, D. DOUGLAS

Vote For 1

	TOTAL	Polls	Early Provisional	S
Yes / Si	786	117	662	7
No	306	45	260	1
Total Votes Cast	1,092	162	922	8

MCGINLEY, CASEY F.

Vote For 1

	TOTAL	Polls	Early Provisional	S
Yes / Si	798	113	678	7
No	293	47	245	1
Total Votes Cast	1,091	160	923	8

SAKALL, GREG

Vote For 1

	TOTAL	Polls	Early Provisional	S
Yes / Si	785	112	665	8
No	307	46	260	1
Total Votes Cast	1,092	158	925	9

Precinct 176

WAGENER, JOAN L.

	TOTAL	Polls	Early Provisional	S
Vote For 1				
Yes / Si	786	120	660	6
No	297	39	257	1
Total Votes Cast	1,083	159	917	7

JOHNSON, KELLIE L.

	TOTAL	Polls	Early Provisional	S
Vote For 1				
Yes / Si	728	111	611	6
No	369	47	320	2
Total Votes Cast	1,097	158	931	8

ORTIZ, KIMBERLY H.

	TOTAL	Polls	Early Provisional	S
Vote For 1				
Yes / Si	794	112	676	6
No	294	48	244	2
Total Votes Cast	1,088	160	920	8

MCDONALD, SCOTT DAVID

	TOTAL	Polls	Early Provisional	S
Vote For 1				
Yes / Si	789	116	667	6
No	300	45	253	2
Total Votes Cast	1,089	161	920	8

ABRAMS, LISA ILKA

	TOTAL	Polls	Early Provisional	S
Vote For 1				
Yes / Si	800	118	675	7
No	291	43	246	2
Total Votes Cast	1,091	161	921	9

Governing Board - Vail Unified School District No. 20

	TOTAL	Polls	Early Provisional	S
Vote For 3				
KING, CHRISTOPHER	675	88	586	1
MOORE, LAURA	560	93	465	2
MOTHERSHED, JOHN	283	46	236	1
PRATT, ALLISON	809	116	690	3
TIPPETT, CALLIE BASHAM	639	83	554	2
Write-In Totals	16	1	15	0
Not Assigned	16	1	15	0
Total Votes Cast	2,982	427	2,546	9

Precinct 176

PROPOSITION 133

Vote For 1

	TOTAL	Polls	Early Provisional	S
Yes / Si	552	98	449	5
No	805	119	681	5
Total Votes Cast	1,357	217	1,130	10

PROPOSITION 134

Vote For 1

	TOTAL	Polls	Early Provisional	S
Yes / Si	538	89	444	5
No	817	120	692	5
Total Votes Cast	1,355	209	1,136	10

PROPOSITION 135

Vote For 1

	TOTAL	Polls	Early Provisional	S
Yes / Si	614	124	484	6
No	729	90	636	3
Total Votes Cast	1,343	214	1,120	9

PROPOSITION 136

Vote For 1

	TOTAL	Polls	Early Provisional	S
Yes / Si	480	82	391	7
No	860	121	736	3
Total Votes Cast	1,340	203	1,127	10

PROPOSITION 137

Vote For 1

	TOTAL	Polls	Early Provisional	S
Yes / Si	253	42	210	1
No	1,090	169	912	9
Total Votes Cast	1,343	211	1,122	10

PROPOSITION 138

Vote For 1

	TOTAL	Polls	Early Provisional	S
Yes / Si	314	59	254	1
No	1,071	166	896	9
Total Votes Cast	1,385	225	1,150	10

Precinct 176

PROPOSITION 139

Vote For 1

	TOTAL	Polls	Early Provisional	s
Yes / Si	875	133	735	7
No	564	95	466	3
Total Votes Cast	1,439	228	1,201	10

PROPOSITION 140

Vote For 1

	TOTAL	Polls	Early Provisional	s
Yes / Si	604	109	488	7
No	807	110	694	3
Total Votes Cast	1,411	219	1,182	10

PROPOSITION 311

Vote For 1

	TOTAL	Polls	Early Provisional	s
Yes / Si	938	173	758	7
No	478	54	421	3
Total Votes Cast	1,416	227	1,179	10

PROPOSITION 312

Vote For 1

	TOTAL	Polls	Early Provisional	s
Yes / Si	830	146	675	9
No	579	77	501	1
Total Votes Cast	1,409	223	1,176	10

PROPOSITION 313

Vote For 1

	TOTAL	Polls	Early Provisional	s
Yes / Si	911	172	732	7
No	467	48	416	3
Total Votes Cast	1,378	220	1,148	10

PROPOSITION 314

Vote For 1

	TOTAL	Polls	Early Provisional	s
Yes / Si	906	167	731	8
No	467	49	416	2
Total Votes Cast	1,373	216	1,147	10

Precinct 176

PROPOSITION 315

Vote For 1

	TOTAL	Polls	Early Provisional	S
Yes / Si	596	106	487	3
No	728	102	620	6
Total Votes Cast	1,324	208	1,107	9

Summary Results Report
 General Election
 November 5, 2024

OFFICIAL RESULTS
 Summary of Votes Cast
 County of Pima

Precinct 177

Statistics	TOTAL	Polls	Early Provisional	s
Registered Voters - Total	4,042			
Ballots Cast - Total	3,081	503	2,560	18
Ballots Cast - Blank	58	25	31	2
Voter Turnout - Total	76.22%			

Presidential Electors

Vote For 1	TOTAL	Polls	Early Provisional	s
HARRIS, KAMALA D.	1,545	197	1,337	11
TRUMP, DONALD J.	1,473	298	1,168	7
OLIVER, CHASE	21	2	19	0
STEIN, JILL	19	3	16	0
Write-In Totals	13	1	12	0
Write-In: Ayyadurai / Ellis	0	0	0	0
Write-In: Boddie / Stoneham	0	0	0	0
Write-In: De la Cruz / Garcia	2	0	2	0
Write-In: Shelton / Serra	0	0	0	0
Write-In: Skousen / Combs	0	0	0	0
Not Assigned	11	1	10	0
Total Votes Cast	3,071	501	2,552	18

U.S. Senator

Vote For 1	TOTAL	Polls	Early Provisional	s
GALLEGO, RUBEN	1,591	209	1,370	12
LAKE, KARI	1,300	260	1,034	6
QUINTANA, EDUARDO	121	23	98	0
Write-In Totals	9	1	8	0
Write-In: Williams, Sarah	1	0	1	0
Write-In: Beckett, Christopher	0	0	0	0
Write-In: Sanders, Steven Cavin	0	0	0	0
Write-In: Bozic, David	0	0	0	0
Write-In: Petty, Shawn	0	0	0	0
Write-In: Rodriguez, Benjamin	0	0	0	0
Write-In: Prosser, Jannie "Jannie"	1	0	1	0
Not Assigned	7	1	6	0
Total Votes Cast	3,021	493	2,510	18

Precinct 177

U.S. Representative in Congress District 6

Vote For 1

	TOTAL	Polls	Early Provisional	s
ENGEL, KIRSTEN	1,462	188	1,265	9
CISCOMANI, JUAN	1,363	264	1,093	6
EASTWOOD, ATHENA	153	31	122	0
Write-In Totals	9	1	8	0
Write-In: Pozzolo, Luis	1	0	1	0
Not Assigned	8	1	7	0
Total Votes Cast	2,987	484	2,488	15

State Senator District 21

Vote For 1

	TOTAL	Polls	Early Provisional	s
GABALDÓN, ROSANNA	1,939	311	1,617	11
Write-In Totals	132	19	113	0
Not Assigned	132	19	113	0
Total Votes Cast	2,071	330	1,730	11

State Representative Dist. 21

Vote For 2

	TOTAL	Polls	Early Provisional	s
HERNANDEZ, CONSUELO	1,266	141	1,121	4
STAHL HAMILTON, STEPHANIE	1,389	171	1,208	10
KIBBEY, CHRISTOPHER	1,389	265	1,119	5
Write-In Totals	28	3	25	0
Not Assigned	28	3	25	0
Total Votes Cast	4,072	580	3,473	19

Corporation Commissioner

Vote For 3

	TOTAL	Polls	Early Provisional	s
AGUILAR, YLENIA	1,277	143	1,126	8
HILL, JONATHON	1,256	133	1,116	7
POLACHECK, JOSHUA	1,143	122	1,016	5
LOPEZ, RENE	1,115	189	921	5
MARQUEZ PETERSON, LEA	1,098	170	922	6
WALDEN, RACHEL	1,235	211	1,019	5
CEASE, MIKE	133	28	104	1
LUXENBERG, NINA	131	21	110	0
Write-In Totals	4	0	4	0
Write-In: Bertone, Frank	0	0	0	0
Not Assigned	4	0	4	0
Total Votes Cast	7,392	1,017	6,338	37

Precinct 177

Board of Supervisors District 2

Vote For 1

	TOTAL	Polls	Early Provisional	S
HEINZ, MATT	1,519	192	1,316	11
BACKER, JOHN	1,403	269	1,128	6
Write-In Totals	6	2	4	0
Not Assigned	6	2	4	0
Total Votes Cast	2,928	463	2,448	17

County Assessor

Vote For 1

	TOTAL	Polls	Early Provisional	S
DROUBIE, SUZANNE	1,966	311	1,644	11
Write-In Totals	103	16	87	0
Not Assigned	103	16	87	0
Total Votes Cast	2,069	327	1,731	11

County Attorney

Vote For 1

	TOTAL	Polls	Early Provisional	S
CONOVER, LAURA	1,641	236	1,393	12
DRUAN, HOWARD	688	142	544	2
Write-In Totals	56	8	48	0
Not Assigned	56	8	48	0
Total Votes Cast	2,385	386	1,985	14

County Recorder

Vote For 1

	TOTAL	Polls	Early Provisional	S
CÁZARES-KELLY, GABRIELLA	1,552	205	1,336	11
CAMPBELL-GONZALEZ, DOMINIC	1,325	255	1,064	6
Write-In Totals	4	0	4	0
Not Assigned	4	0	4	0
Total Votes Cast	2,881	460	2,404	17

County Sheriff

Vote For 1

	TOTAL	Polls	Early Provisional	S
NANOS, CHRIS	1,368	178	1,179	11
LAPPIN, HEATHER	1,571	292	1,273	6
Write-In Totals	8	1	7	0
Write-In: Di Genova, Trista	0	0	0	0
Not Assigned	8	1	7	0
Total Votes Cast	2,947	471	2,459	17

Precinct 177

County Superintendent of Schools

Vote For 1

	TOTAL	Polls	Early Provisional	S
WILLIAMS, DUSTIN	1,959	312	1,634	13
Write-In Totals	112	16	96	0
Not Assigned	112	16	96	0
Total Votes Cast	2,071	328	1,730	13

County Treasurer

Vote For 1

	TOTAL	Polls	Early Provisional	S
JOHNSON, BRIAN	1,401	172	1,217	12
ACKERLEY, CHRIS	1,501	286	1,210	5
Write-In Totals	1	0	1	0
Not Assigned	1	0	1	0
Total Votes Cast	2,903	458	2,428	17

Justice of the Peace Precinct 2

Vote For 1

	TOTAL	Polls	Early Provisional	S
CORNEJO, ERICA	1,978	314	1,652	12
Write-In Totals	94	16	78	0
Not Assigned	94	16	78	0
Total Votes Cast	2,072	330	1,730	12

KING, KATHRYN H.

Vote For 1

	TOTAL	Polls	Early Provisional	S
Yes / Si	1,523	257	1,259	7
No	985	126	851	8
Total Votes Cast	2,508	383	2,110	15

BOLICK, CLINT

Vote For 1

	TOTAL	Polls	Early Provisional	S
Yes / Si	1,441	244	1,192	5
No	1,046	129	908	9
Total Votes Cast	2,487	373	2,100	14

ECKERSTROM, PETER J.

Vote For 1

	TOTAL	Polls	Early Provisional	S
Yes / Si	1,710	246	1,458	6
No	686	121	557	8
Total Votes Cast	2,396	367	2,015	14

Precinct 177

STARING, CHRISTOPHER P.

Vote For 1

	TOTAL	Polls	Early Provisional	S
Yes / Si	1,671	252	1,411	8
No	707	112	589	6
Total Votes Cast	2,378	364	2,000	14

GRIFFIN, BRENDEN J.

Vote For 1

	TOTAL	Polls	Early Provisional	S
Yes / Si	1,636	235	1,394	7
No	692	115	571	6
Total Votes Cast	2,328	350	1,965	13

LEE, KENNETH

Vote For 1

	TOTAL	Polls	Early Provisional	S
Yes / Si	1,673	242	1,423	8
No	650	109	537	4
Total Votes Cast	2,323	351	1,960	12

BRYSON, KYLE A.

Vote For 1

	TOTAL	Polls	Early Provisional	S
Yes / Si	1,664	234	1,422	8
No	651	114	533	4
Total Votes Cast	2,315	348	1,955	12

COHEN, GARY J.

Vote For 1

	TOTAL	Polls	Early Provisional	S
Yes / Si	1,657	240	1,411	6
No	668	115	547	6
Total Votes Cast	2,325	355	1,958	12

GORDON, RICHARD E.

Vote For 1

	TOTAL	Polls	Early Provisional	S
Yes / Si	1,653	237	1,409	7
No	669	115	549	5
Total Votes Cast	2,322	352	1,958	12

Precinct 177

BUTLER, MICHAEL J.

Vote For 1

	TOTAL	Polls	Early Provisional	S
Yes / Si	1,661	236	1,418	7
No	665	116	544	5
Total Votes Cast	2,326	352	1,962	12

YEHLING, WAYNE E.

Vote For 1

	TOTAL	Polls	Early Provisional	S
Yes / Si	1,611	224	1,381	6
No	702	127	569	6
Total Votes Cast	2,313	351	1,950	12

CONSTANT, DANIELLE J.K.

Vote For 1

	TOTAL	Polls	Early Provisional	S
Yes / Si	1,618	231	1,379	8
No	706	125	577	4
Total Votes Cast	2,324	356	1,956	12

METCALF, D. DOUGLAS

Vote For 1

	TOTAL	Polls	Early Provisional	S
Yes / Si	1,663	237	1,419	7
No	652	114	533	5
Total Votes Cast	2,315	351	1,952	12

MCGINLEY, CASEY F.

Vote For 1

	TOTAL	Polls	Early Provisional	S
Yes / Si	1,666	234	1,424	8
No	651	117	530	4
Total Votes Cast	2,317	351	1,954	12

SAKALL, GREG

Vote For 1

	TOTAL	Polls	Early Provisional	S
Yes / Si	1,635	230	1,398	7
No	676	122	549	5
Total Votes Cast	2,311	352	1,947	12

Precinct 177

WAGENER, JOAN L.

Vote For 1		TOTAL	Polls	Early Provisional	S
Yes / Si	1,642	229	1,406	7	
No	684	124	555	5	
Total Votes Cast	2,326	353	1,961	12	

JOHNSON, KELLIE L.

Vote For 1		TOTAL	Polls	Early Provisional	S
Yes / Si	1,525	233	1,284	8	
No	803	120	678	5	
Total Votes Cast	2,328	353	1,962	13	

ORTIZ, KIMBERLY H.

Vote For 1		TOTAL	Polls	Early Provisional	S
Yes / Si	1,669	229	1,431	9	
No	644	120	521	3	
Total Votes Cast	2,313	349	1,952	12	

MCDONALD, SCOTT DAVID

Vote For 1		TOTAL	Polls	Early Provisional	S
Yes / Si	1,633	237	1,389	7	
No	677	116	556	5	
Total Votes Cast	2,310	353	1,945	12	

ABRAMS, LISA ILKA

Vote For 1		TOTAL	Polls	Early Provisional	S
Yes / Si	1,679	240	1,430	9	
No	649	114	532	3	
Total Votes Cast	2,328	354	1,962	12	

Governing Board - Tucson Unified School District (TUSD) No. 1

Vote For 3		TOTAL	Polls	Early Provisional	S
ACOSTA RUIZ, PILAR	1,009	156	850	3	
FLORES, ESTEBAN	896	144	749	3	
LUNA ROSE, NATALIE	1,392	175	1,209	8	
SHAH, RAVI	917	94	819	4	
SHAW, SADIE	1,242	172	1,062	8	
Write-In Totals	47	7	40	0	
Not Assigned	47	7	40	0	
Total Votes Cast	5,503	748	4,729	26	

Precinct 177

PROPOSITION 133

Vote For 1				
	TOTAL	Polls	Early Provisional	S
Yes / Si	1,160	204	948	8
No	1,611	228	1,378	5
Total Votes Cast	2,771	432	2,326	13

PROPOSITION 134

Vote For 1				
	TOTAL	Polls	Early Provisional	S
Yes / Si	1,080	188	884	8
No	1,676	243	1,429	4
Total Votes Cast	2,756	431	2,313	12

PROPOSITION 135

Vote For 1				
	TOTAL	Polls	Early Provisional	S
Yes / Si	1,181	195	977	9
No	1,550	234	1,312	4
Total Votes Cast	2,731	429	2,289	13

PROPOSITION 136

Vote For 1				
	TOTAL	Polls	Early Provisional	S
Yes / Si	938	172	759	7
No	1,768	247	1,517	4
Total Votes Cast	2,706	419	2,276	11

PROPOSITION 137

Vote For 1				
	TOTAL	Polls	Early Provisional	S
Yes / Si	571	95	474	2
No	2,148	329	1,809	10
Total Votes Cast	2,719	424	2,283	12

PROPOSITION 138

Vote For 1				
	TOTAL	Polls	Early Provisional	S
Yes / Si	596	100	495	1
No	2,215	347	1,857	11
Total Votes Cast	2,811	447	2,352	12

Precinct 177

PROPOSITION 139

Vote For 1

	TOTAL	Polls	Early Provisional	S
Yes / Si	1,978	304	1,664	10
No	957	164	788	5
Total Votes Cast	2,935	468	2,452	15

PROPOSITION 140

Vote For 1

	TOTAL	Polls	Early Provisional	S
Yes / Si	1,416	246	1,160	10
No	1,456	201	1,251	4
Total Votes Cast	2,872	447	2,411	14

PROPOSITION 311

Vote For 1

	TOTAL	Polls	Early Provisional	S
Yes / Si	1,910	313	1,585	12
No	972	141	829	2
Total Votes Cast	2,882	454	2,414	14

PROPOSITION 312

Vote For 1

	TOTAL	Polls	Early Provisional	S
Yes / Si	1,800	312	1,476	12
No	1,061	136	923	2
Total Votes Cast	2,861	448	2,399	14

PROPOSITION 313

Vote For 1

	TOTAL	Polls	Early Provisional	S
Yes / Si	1,899	338	1,547	14
No	895	103	792	0
Total Votes Cast	2,794	441	2,339	14

PROPOSITION 314

Vote For 1

	TOTAL	Polls	Early Provisional	S
Yes / Si	1,753	295	1,447	11
No	1,014	133	878	3
Total Votes Cast	2,767	428	2,325	14

Precinct 177

PROPOSITION 315

Vote For 1

	TOTAL	Polls	Early Provisional	S
Yes / Si	1,185	204	972	9
No	1,502	207	1,291	4
Total Votes Cast	2,687	411	2,263	13

Summary Results Report
 General Election
 November 5, 2024

OFFICIAL RESULTS
 Summary of Votes Cast
 County of Pima

Precinct 178

Statistics	TOTAL	Polls	Early Provisional	s
Registered Voters - Total	2,772			
Ballots Cast - Total	2,399	298	2,082	19
Ballots Cast - Blank	36	8	27	1
Voter Turnout - Total	86.54%			

Presidential Electors

Vote For 1	TOTAL	Polls	Early Provisional	s
HARRIS, KAMALA D.	1,212	99	1,103	10
TRUMP, DONALD J.	1,145	187	950	8
OLIVER, CHASE	14	6	8	0
STEIN, JILL	9	1	8	0
Write-In Totals	8	3	5	0
Write-In: Ayyadurai / Ellis	0	0	0	0
Write-In: Boddie / Stoneham	0	0	0	0
Write-In: De la Cruz / Garcia	0	0	0	0
Write-In: Shelton / Serra	0	0	0	0
Write-In: Skousen / Combs	0	0	0	0
Not Assigned	8	3	5	0
Total Votes Cast	2,388	296	2,074	18

U.S. Senator

Vote For 1	TOTAL	Polls	Early Provisional	s
GALLEGO, RUBEN	1,227	104	1,113	10
LAKE, KARI	1,054	175	872	7
QUINTANA, EDUARDO	52	13	39	0
Write-In Totals	6	1	5	0
Write-In: Williams, Sarah	0	0	0	0
Write-In: Beckett, Christopher	0	0	0	0
Write-In: Sanders, Steven Cavin	0	0	0	0
Write-In: Bozic, David	0	0	0	0
Write-In: Petty, Shawn	0	0	0	0
Write-In: Rodriguez, Benjamin	0	0	0	0
Write-In: Prosser, Jannie "Jannie"	0	0	0	0
Not Assigned	6	1	5	0
Total Votes Cast	2,339	293	2,029	17

Precinct 178

U.S. Representative in Congress District 6

Vote For 1

	TOTAL	Polls	Early Provisional	S
ENGEL, KIRSTEN	1,135	83	1,043	9
CISCOMANI, JUAN	1,146	192	947	7
EASTWOOD, ATHENA	45	11	34	0
Write-In Totals	4	1	3	0
Write-In: Pozzolo, Luis	0	0	0	0
Not Assigned	4	1	3	0
Total Votes Cast	2,330	287	2,027	16

State Senator District 17

Vote For 1

	TOTAL	Polls	Early Provisional	S
MCLEAN, JOHN	1,188	101	1,078	9
LEACH, VENDEN "VINCE"	1,105	185	915	5
Write-In Totals	7	1	6	0
Not Assigned	7	1	6	0
Total Votes Cast	2,300	287	1,999	14

State Representative Dist. 17

Vote For 2

	TOTAL	Polls	Early Provisional	S
VOLK, KEVIN	1,180	97	1,074	9
JONES, RACHEL	976	145	827	4
MCGARR, CORY	1,006	156	845	5
Write-In Totals	14	0	14	0
Not Assigned	14	0	14	0
Total Votes Cast	3,176	398	2,760	18

Corporation Commissioner

Vote For 3

	TOTAL	Polls	Early Provisional	S
AGUILAR, YLENIA	1,014	77	929	8
HILL, JONATHON	1,012	60	945	7
POLACHECK, JOSHUA	973	57	911	5
LOPEZ, RENE	991	140	845	6
MARQUEZ PETERSON, LEA	969	134	830	5
WALDEN, RACHEL	1,058	172	881	5
CEASE, MIKE	69	7	62	0
LUXENBERG, NINA	71	13	57	1
Write-In Totals	4	1	3	0
Write-In: Bertone, Frank	0	0	0	0
Not Assigned	4	1	3	0
Total Votes Cast	6,161	661	5,463	37

Precinct 178

Board of Supervisors District 4

Vote For 1

	TOTAL	Polls	Early Provisional	S
BECHTOL, VANESSA	1,089	89	992	8
CHRISTY, STEPHEN W. "STEVE"	1,191	189	996	6
Write-In Totals	5	0	5	0
Not Assigned	5	0	5	0
Total Votes Cast	2,285	278	1,993	14

County Assessor

Vote For 1

	TOTAL	Polls	Early Provisional	S
DROUBIE, SUZANNE	1,490	160	1,320	10
Write-In Totals	84	19	65	0
Not Assigned	84	19	65	0
Total Votes Cast	1,574	179	1,385	10

County Attorney

Vote For 1

	TOTAL	Polls	Early Provisional	S
CONOVER, LAURA	1,265	111	1,144	10
DRUAN, HOWARD	466	86	378	2
Write-In Totals	42	14	28	0
Not Assigned	42	14	28	0
Total Votes Cast	1,773	211	1,550	12

County Recorder

Vote For 1

	TOTAL	Polls	Early Provisional	S
CÁZARES-KELLY, GABRIELLA	1,138	93	1,036	9
CAMPBELL-GONZALEZ, DOMINIC	1,081	182	894	5
Write-In Totals	4	0	4	0
Not Assigned	4	0	4	0
Total Votes Cast	2,223	275	1,934	14

County Sheriff

Vote For 1

	TOTAL	Polls	Early Provisional	S
NANOS, CHRIS	971	74	889	8
LAPPIN, HEATHER	1,288	207	1,073	8
Write-In Totals	14	2	12	0
Write-In: Di Genova, Trista	0	0	0	0
Not Assigned	14	2	12	0
Total Votes Cast	2,273	283	1,974	16

Precinct 178

County Superintendent of Schools

Vote For 1

	TOTAL	Polls	Early Provisional	S
WILLIAMS, DUSTIN	1,458	159	1,289	10
Write-In Totals	71	16	55	0
Not Assigned	71	16	55	0
Total Votes Cast	1,529	175	1,344	10

County Treasurer

Vote For 1

	TOTAL	Polls	Early Provisional	S
JOHNSON, BRIAN	1,047	75	964	8
ACKERLEY, CHRIS	1,200	198	995	7
Write-In Totals	5	0	5	0
Not Assigned	5	0	5	0
Total Votes Cast	2,252	273	1,964	15

Constable Precinct 1

Vote For 1

	TOTAL	Polls	Early Provisional	S
ROOSEVELT, MARK	1,088	91	989	8
ROWLAND, DANIEL	1,131	181	945	5
Write-In Totals	4	0	4	0
Not Assigned	4	0	4	0
Total Votes Cast	2,223	272	1,938	13

KING, KATHRYN H.

Vote For 1

	TOTAL	Polls	Early Provisional	S
Yes / Si	1,023	152	868	3
No	861	72	781	8
Total Votes Cast	1,884	224	1,649	11

BOLICK, CLINT

Vote For 1

	TOTAL	Polls	Early Provisional	S
Yes / Si	955	141	812	2
No	905	79	817	9
Total Votes Cast	1,860	220	1,629	11

ECKERSTROM, PETER J.

Vote For 1

	TOTAL	Polls	Early Provisional	S
Yes / Si	1,246	143	1,099	4
No	468	69	393	6
Total Votes Cast	1,714	212	1,492	10

Precinct 178

STARING, CHRISTOPHER P.

Vote For 1

	TOTAL	Polls	Early Provisional	S
Yes / Si	1,240	145	1,090	5
No	465	62	398	5
Total Votes Cast	1,705	207	1,488	10

GRIFFIN, BRENDEN J.

Vote For 1

	TOTAL	Polls	Early Provisional	S
Yes / Si	1,197	138	1,054	5
No	433	61	367	5
Total Votes Cast	1,630	199	1,421	10

LEE, KENNETH

Vote For 1

	TOTAL	Polls	Early Provisional	S
Yes / Si	1,204	140	1,059	5
No	421	58	358	5
Total Votes Cast	1,625	198	1,417	10

BRYSON, KYLE A.

Vote For 1

	TOTAL	Polls	Early Provisional	S
Yes / Si	1,227	138	1,084	5
No	399	59	335	5
Total Votes Cast	1,626	197	1,419	10

COHEN, GARY J.

Vote For 1

	TOTAL	Polls	Early Provisional	S
Yes / Si	1,194	137	1,053	4
No	421	59	356	6
Total Votes Cast	1,615	196	1,409	10

GORDON, RICHARD E.

Vote For 1

	TOTAL	Polls	Early Provisional	S
Yes / Si	1,211	138	1,070	3
No	398	56	335	7
Total Votes Cast	1,609	194	1,405	10

Precinct 178

BUTLER, MICHAEL J.

Vote For 1

	TOTAL	Polls	Early Provisional	S
Yes / Si	1,212	138	1,071	3
No	416	60	349	7
Total Votes Cast	1,628	198	1,420	10

YEHLING, WAYNE E.

Vote For 1

	TOTAL	Polls	Early Provisional	S
Yes / Si	1,195	138	1,052	5
No	417	59	353	5
Total Votes Cast	1,612	197	1,405	10

CONSTANT, DANIELLE J.K.

Vote For 1

	TOTAL	Polls	Early Provisional	S
Yes / Si	1,151	136	1,010	5
No	461	62	394	5
Total Votes Cast	1,612	198	1,404	10

METCALF, D. DOUGLAS

Vote For 1

	TOTAL	Polls	Early Provisional	S
Yes / Si	1,185	137	1,044	4
No	433	61	366	6
Total Votes Cast	1,618	198	1,410	10

MCGINLEY, CASEY F.

Vote For 1

	TOTAL	Polls	Early Provisional	S
Yes / Si	1,200	138	1,057	5
No	413	57	351	5
Total Votes Cast	1,613	195	1,408	10

SAKALL, GREG

Vote For 1

	TOTAL	Polls	Early Provisional	S
Yes / Si	1,188	137	1,046	5
No	432	58	369	5
Total Votes Cast	1,620	195	1,415	10

Precinct 178

WAGENER, JOAN L.

Vote For 1		TOTAL	Polls	Early Provisional	S
Yes / Si		1,171	134	1,033	4
No		435	60	369	6
Total Votes Cast		1,606	194	1,402	10

JOHNSON, KELLIE L.

Vote For 1		TOTAL	Polls	Early Provisional	S
Yes / Si		1,058	142	914	2
No		584	56	521	7
Total Votes Cast		1,642	198	1,435	9

ORTIZ, KIMBERLY H.

Vote For 1		TOTAL	Polls	Early Provisional	S
Yes / Si		1,201	145	1,051	5
No		413	55	353	5
Total Votes Cast		1,614	200	1,404	10

MCDONALD, SCOTT DAVID

Vote For 1		TOTAL	Polls	Early Provisional	S
Yes / Si		1,162	141	1,017	4
No		445	56	383	6
Total Votes Cast		1,607	197	1,400	10

ABRAMS, LISA ILKA

Vote For 1		TOTAL	Polls	Early Provisional	S
Yes / Si		1,184	139	1,040	5
No		435	58	372	5
Total Votes Cast		1,619	197	1,412	10

Governing Board - Tucson Unified School District (TUSD) No. 1

Vote For 3		TOTAL	Polls	Early Provisional	S
ACOSTA RUIZ, PILAR		688	89	598	1
FLORES, ESTEBAN		619	69	546	4
LUNA ROSE, NATALIE		923	94	825	4
SHAH, RAVI		791	61	727	3
SHAW, SADIE		1,007	98	904	5
Write-In Totals		31	8	23	0
Not Assigned		31	8	23	0
Total Votes Cast		4,059	419	3,623	17

Precinct 178

PROPOSITION 133

Vote For 1				
	TOTAL	Polls	Early Provisional	S
Yes / Si	846	128	712	6
No	1,293	141	1,142	10
Total Votes Cast	2,139	269	1,854	16

PROPOSITION 134

Vote For 1				
	TOTAL	Polls	Early Provisional	S
Yes / Si	851	136	710	5
No	1,289	130	1,149	10
Total Votes Cast	2,140	266	1,859	15

PROPOSITION 135

Vote For 1				
	TOTAL	Polls	Early Provisional	S
Yes / Si	969	159	804	6
No	1,168	111	1,047	10
Total Votes Cast	2,137	270	1,851	16

PROPOSITION 136

Vote For 1				
	TOTAL	Polls	Early Provisional	S
Yes / Si	774	130	641	3
No	1,348	134	1,202	12
Total Votes Cast	2,122	264	1,843	15

PROPOSITION 137

Vote For 1				
	TOTAL	Polls	Early Provisional	S
Yes / Si	456	71	382	3
No	1,658	192	1,455	11
Total Votes Cast	2,114	263	1,837	14

PROPOSITION 138

Vote For 1				
	TOTAL	Polls	Early Provisional	S
Yes / Si	571	86	482	3
No	1,622	192	1,417	13
Total Votes Cast	2,193	278	1,899	16

Precinct 178

PROPOSITION 139

Vote For 1

	TOTAL	Polls	Early Provisional	S
Yes / Si	1,538	159	1,363	16
No	749	125	622	2
Total Votes Cast	2,287	284	1,985	18

PROPOSITION 140

Vote For 1

	TOTAL	Polls	Early Provisional	S
Yes / Si	881	125	747	9
No	1,347	148	1,193	6
Total Votes Cast	2,228	273	1,940	15

PROPOSITION 311

Vote For 1

	TOTAL	Polls	Early Provisional	S
Yes / Si	1,356	199	1,146	11
No	886	79	801	6
Total Votes Cast	2,242	278	1,947	17

PROPOSITION 312

Vote For 1

	TOTAL	Polls	Early Provisional	S
Yes / Si	1,259	190	1,059	10
No	965	88	872	5
Total Votes Cast	2,224	278	1,931	15

PROPOSITION 313

Vote For 1

	TOTAL	Polls	Early Provisional	S
Yes / Si	1,292	206	1,075	11
No	884	66	813	5
Total Votes Cast	2,176	272	1,888	16

PROPOSITION 314

Vote For 1

	TOTAL	Polls	Early Provisional	S
Yes / Si	1,272	191	1,073	8
No	887	70	810	7
Total Votes Cast	2,159	261	1,883	15

Precinct 178

PROPOSITION 315

Vote For 1

	TOTAL	Polls	Early Provisional	S
Yes / Si	929	126	797	6
No	1,162	129	1,025	8
Total Votes Cast	2,091	255	1,822	14

Summary Results Report
 General Election
 November 5, 2024

OFFICIAL RESULTS
 Summary of Votes Cast
 County of Pima

Precinct 179

Statistics	TOTAL	Polls	Early Provisional	s
Registered Voters - Total	3,705			
Ballots Cast - Total	3,321	297	3,019	5
Ballots Cast - Blank	33	8	25	0
Voter Turnout - Total	89.64%			

Presidential Electors

Vote For 1	TOTAL	Polls	Early Provisional	s
HARRIS, KAMALA D.	1,564	72	1,491	1
TRUMP, DONALD J.	1,683	219	1,460	4
OLIVER, CHASE	27	2	25	0
STEIN, JILL	9	0	9	0
Write-In Totals	13	2	11	0
Write-In: Ayyadurai / Ellis	0	0	0	0
Write-In: Boddie / Stoneham	0	0	0	0
Write-In: De la Cruz / Garcia	0	0	0	0
Write-In: Shelton / Serra	0	0	0	0
Write-In: Skousen / Combs	0	0	0	0
Not Assigned	13	2	11	0
Total Votes Cast	3,296	295	2,996	5

U.S. Senator

Vote For 1	TOTAL	Polls	Early Provisional	s
GALLEGO, RUBEN	1,620	79	1,540	1
LAKE, KARI	1,589	212	1,373	4
QUINTANA, EDUARDO	42	4	38	0
Write-In Totals	5	0	5	0
Write-In: Williams, Sarah	0	0	0	0
Write-In: Beckett, Christopher	0	0	0	0
Write-In: Sanders, Steven Cavin	0	0	0	0
Write-In: Bozic, David	0	0	0	0
Write-In: Petty, Shawn	0	0	0	0
Write-In: Rodriguez, Benjamin	0	0	0	0
Write-In: Prosser, Jannie "Jannie"	0	0	0	0
Not Assigned	5	0	5	0
Total Votes Cast	3,256	295	2,956	5

Summary Results Report
 General Election
 November 5, 2024

OFFICIAL RESULTS
 Summary of Votes Cast
 County of Pima

Precinct 179

U.S. Representative in Congress District 6

Vote For 1

	TOTAL	Polls	Early Provisional	S
ENGEL, KIRSTEN	1,458	65	1,392	1
CISCOMANI, JUAN	1,745	222	1,519	4
EASTWOOD, ATHENA	41	6	35	0
Write-In Totals	4	0	4	0
Write-In: Pozzolo, Luis	3	0	3	0
Not Assigned	1	0	1	0
Total Votes Cast	3,248	293	2,950	5

State Senator District 17

Vote For 1

	TOTAL	Polls	Early Provisional	S
MCLEAN, JOHN	1,525	74	1,451	0
LEACH, VENDEN "VINCE"	1,675	211	1,460	4
Write-In Totals	8	0	8	0
Not Assigned	8	0	8	0
Total Votes Cast	3,208	285	2,919	4

State Representative Dist. 17

Vote For 2

	TOTAL	Polls	Early Provisional	S
VOLK, KEVIN	1,546	68	1,478	0
JONES, RACHEL	1,620	183	1,434	3
MCGARR, CORY	1,461	180	1,277	4
Write-In Totals	5	0	5	0
Not Assigned	5	0	5	0
Total Votes Cast	4,632	431	4,194	7

Corporation Commissioner

Vote For 3

	TOTAL	Polls	Early Provisional	S
AGUILAR, YLENIA	1,309	51	1,257	1
HILL, JONATHON	1,334	49	1,284	1
POLACHECK, JOSHUA	1,295	48	1,246	1
LOPEZ, RENE	1,535	177	1,355	3
MARQUEZ PETERSON, LEA	1,562	173	1,386	3
WALDEN, RACHEL	1,616	198	1,415	3
CEASE, MIKE	62	7	55	0
LUXENBERG, NINA	73	9	64	0
Write-In Totals	3	0	3	0
Write-In: Bertone, Frank	1	0	1	0
Not Assigned	2	0	2	0
Total Votes Cast	8,789	712	8,065	12

Precinct 179

Board of Supervisors District 4

Vote For 1

	TOTAL	Polls	Early Provisional	S
BECHTOL, VANESSA	1,322	53	1,269	0
CHRISTY, STEPHEN W. "STEVE"	1,853	223	1,626	4
Write-In Totals	2	0	2	0
Not Assigned	2	0	2	0
Total Votes Cast	3,177	276	2,897	4

County Assessor

Vote For 1

	TOTAL	Polls	Early Provisional	S
DROUBIE, SUZANNE	1,881	141	1,738	2
Write-In Totals	98	13	85	0
Not Assigned	98	13	85	0
Total Votes Cast	1,979	154	1,823	2

County Attorney

Vote For 1

	TOTAL	Polls	Early Provisional	S
CONOVER, LAURA	1,645	105	1,537	3
DRUAN, HOWARD	634	76	558	0
Write-In Totals	65	5	60	0
Not Assigned	65	5	60	0
Total Votes Cast	2,344	186	2,155	3

County Recorder

Vote For 1

	TOTAL	Polls	Early Provisional	S
CÁZARES-KELLY, GABRIELLA	1,471	68	1,402	1
CAMPBELL-GONZALEZ, DOMINIC	1,603	202	1,397	4
Write-In Totals	4	1	3	0
Not Assigned	4	1	3	0
Total Votes Cast	3,078	271	2,802	5

County Sheriff

Vote For 1

	TOTAL	Polls	Early Provisional	S
NANOS, CHRIS	1,174	62	1,111	1
LAPPIN, HEATHER	1,982	219	1,759	4
Write-In Totals	10	1	9	0
Write-In: Di Genova, Trista	1	0	1	0
Not Assigned	9	1	8	0
Total Votes Cast	3,166	282	2,879	5

Precinct 179

County Superintendent of Schools

Vote For 1

	TOTAL	Polls	Early Provisional	S
WILLIAMS, DUSTIN	1,849	136	1,711	2
Write-In Totals	95	10	85	0
Not Assigned	95	10	85	0
Total Votes Cast	1,944	146	1,796	2

County Treasurer

Vote For 1

	TOTAL	Polls	Early Provisional	S
JOHNSON, BRIAN	1,280	53	1,226	1
ACKERLEY, CHRIS	1,849	218	1,627	4
Write-In Totals	4	2	2	0
Not Assigned	4	2	2	0
Total Votes Cast	3,133	273	2,855	5

Constable Precinct 1

Vote For 1

	TOTAL	Polls	Early Provisional	S
ROOSEVELT, MARK	1,334	63	1,270	1
ROWLAND, DANIEL	1,742	210	1,528	4
Write-In Totals	3	1	2	0
Not Assigned	3	1	2	0
Total Votes Cast	3,079	274	2,800	5

KING, KATHRYN H.

Vote For 1

	TOTAL	Polls	Early Provisional	S
Yes / Si	1,390	153	1,234	3
No	1,218	61	1,156	1
Total Votes Cast	2,608	214	2,390	4

BOLICK, CLINT

Vote For 1

	TOTAL	Polls	Early Provisional	S
Yes / Si	1,359	148	1,208	3
No	1,245	69	1,175	1
Total Votes Cast	2,604	217	2,383	4

ECKERSTROM, PETER J.

Vote For 1

	TOTAL	Polls	Early Provisional	S
Yes / Si	1,756	146	1,608	2
No	571	59	510	2
Total Votes Cast	2,327	205	2,118	4

Precinct 179

STARING, CHRISTOPHER P.

Vote For 1

	TOTAL	Polls	Early Provisional	S
Yes / Si	1,792	155	1,635	2
No	548	52	494	2
Total Votes Cast	2,340	207	2,129	4

GRIFFIN, BRENDEN J.

Vote For 1

	TOTAL	Polls	Early Provisional	S
Yes / Si	1,731	145	1,584	2
No	531	58	471	2
Total Votes Cast	2,262	203	2,055	4

LEE, KENNETH

Vote For 1

	TOTAL	Polls	Early Provisional	S
Yes / Si	1,750	144	1,604	2
No	490	56	432	2
Total Votes Cast	2,240	200	2,036	4

BRYSON, KYLE A.

Vote For 1

	TOTAL	Polls	Early Provisional	S
Yes / Si	1,791	145	1,644	2
No	465	52	411	2
Total Votes Cast	2,256	197	2,055	4

COHEN, GARY J.

Vote For 1

	TOTAL	Polls	Early Provisional	S
Yes / Si	1,755	142	1,611	2
No	489	52	435	2
Total Votes Cast	2,244	194	2,046	4

GORDON, RICHARD E.

Vote For 1

	TOTAL	Polls	Early Provisional	S
Yes / Si	1,757	146	1,609	2
No	488	52	434	2
Total Votes Cast	2,245	198	2,043	4

Precinct 179

BUTLER, MICHAEL J.

Vote For 1

	TOTAL	Polls	Early Provisional	S
Yes / Si	1,785	145	1,638	2
No	475	53	420	2
Total Votes Cast	2,260	198	2,058	4

YEHLING, WAYNE E.

Vote For 1

	TOTAL	Polls	Early Provisional	S
Yes / Si	1,748	145	1,601	2
No	496	50	444	2
Total Votes Cast	2,244	195	2,045	4

CONSTANT, DANIELLE J.K.

Vote For 1

	TOTAL	Polls	Early Provisional	S
Yes / Si	1,683	147	1,533	3
No	568	51	516	1
Total Votes Cast	2,251	198	2,049	4

METCALF, D. DOUGLAS

Vote For 1

	TOTAL	Polls	Early Provisional	S
Yes / Si	1,741	144	1,594	3
No	498	51	446	1
Total Votes Cast	2,239	195	2,040	4

MCGINLEY, CASEY F.

Vote For 1

	TOTAL	Polls	Early Provisional	S
Yes / Si	1,763	151	1,610	2
No	482	46	434	2
Total Votes Cast	2,245	197	2,044	4

SAKALL, GREG

Vote For 1

	TOTAL	Polls	Early Provisional	S
Yes / Si	1,764	150	1,612	2
No	494	47	445	2
Total Votes Cast	2,258	197	2,057	4

Precinct 179

WAGENER, JOAN L.

Vote For 1		TOTAL	Polls	Early Provisional	S
Yes / Si		1,717	146	1,567	4
No		530	50	480	0
Total Votes Cast		2,247	196	2,047	4

JOHNSON, KELLIE L.

Vote For 1		TOTAL	Polls	Early Provisional	S
Yes / Si		1,535	145	1,387	3
No		735	51	683	1
Total Votes Cast		2,270	196	2,070	4

ORTIZ, KIMBERLY H.

Vote For 1		TOTAL	Polls	Early Provisional	S
Yes / Si		1,734	143	1,588	3
No		506	54	451	1
Total Votes Cast		2,240	197	2,039	4

MCDONALD, SCOTT DAVID

Vote For 1		TOTAL	Polls	Early Provisional	S
Yes / Si		1,710	145	1,563	2
No		522	52	468	2
Total Votes Cast		2,232	197	2,031	4

ABRAMS, LISA ILKA

Vote For 1		TOTAL	Polls	Early Provisional	S
Yes / Si		1,743	145	1,595	3
No		512	51	460	1
Total Votes Cast		2,255	196	2,055	4

Governing Board - Tanque Verde Unified School District No. 13

Vote For 3		TOTAL	Polls	Early Provisional	S
BRENT, CHRISTY		1,318	142	1,175	1
NEFF, JEFFREY		1,768	150	1,617	1
SCHALK, JEREMY		1,436	98	1,338	0
VELOSA, ANNE		1,548	114	1,433	1
Write-In Totals		40	0	40	0
Not Assigned		40	0	40	0
Total Votes Cast		6,110	504	5,603	3

Precinct 179

PROPOSITION 133

Vote For 1

	TOTAL	Polls	Early Provisional	S
Yes / Si	1,155	115	1,040	0
No	1,869	158	1,706	5
Total Votes Cast	3,024	273	2,746	5

PROPOSITION 134

Vote For 1

	TOTAL	Polls	Early Provisional	S
Yes / Si	1,170	114	1,053	3
No	1,861	160	1,699	2
Total Votes Cast	3,031	274	2,752	5

PROPOSITION 135

Vote For 1

	TOTAL	Polls	Early Provisional	S
Yes / Si	1,374	153	1,218	3
No	1,616	116	1,498	2
Total Votes Cast	2,990	269	2,716	5

PROPOSITION 136

Vote For 1

	TOTAL	Polls	Early Provisional	S
Yes / Si	995	109	883	3
No	1,976	154	1,821	1
Total Votes Cast	2,971	263	2,704	4

PROPOSITION 137

Vote For 1

	TOTAL	Polls	Early Provisional	S
Yes / Si	570	63	505	2
No	2,419	205	2,212	2
Total Votes Cast	2,989	268	2,717	4

PROPOSITION 138

Vote For 1

	TOTAL	Polls	Early Provisional	S
Yes / Si	808	87	720	1
No	2,264	190	2,071	3
Total Votes Cast	3,072	277	2,791	4

Precinct 179

PROPOSITION 139

Vote For 1				
	TOTAL	Polls	Early Provisional	S
Yes / Si	1,987	143	1,842	2
No	1,229	141	1,086	2
Total Votes Cast	3,216	284	2,928	4

PROPOSITION 140

Vote For 1				
	TOTAL	Polls	Early Provisional	S
Yes / Si	1,130	99	1,030	1
No	2,019	180	1,836	3
Total Votes Cast	3,149	279	2,866	4

PROPOSITION 311

Vote For 1				
	TOTAL	Polls	Early Provisional	S
Yes / Si	1,924	208	1,715	1
No	1,225	70	1,153	2
Total Votes Cast	3,149	278	2,868	3

PROPOSITION 312

Vote For 1				
	TOTAL	Polls	Early Provisional	S
Yes / Si	1,828	190	1,636	2
No	1,312	86	1,225	1
Total Votes Cast	3,140	276	2,861	3

PROPOSITION 313

Vote For 1				
	TOTAL	Polls	Early Provisional	S
Yes / Si	1,671	171	1,495	5
No	1,363	95	1,268	0
Total Votes Cast	3,034	266	2,763	5

PROPOSITION 314

Vote For 1				
	TOTAL	Polls	Early Provisional	S
Yes / Si	1,812	202	1,607	3
No	1,221	62	1,158	1
Total Votes Cast	3,033	264	2,765	4

Precinct 179

PROPOSITION 315

Vote For 1

	TOTAL	Polls	Early Provisional	S
Yes / Si	1,344	140	1,202	2
No	1,605	116	1,487	2
Total Votes Cast	2,949	256	2,689	4

Summary Results Report
 General Election
 November 5, 2024

OFFICIAL RESULTS
 Summary of Votes Cast
 County of Pima

Precinct 180

Statistics	TOTAL	Polls	Early Provisional	s
Registered Voters - Total	3,313			
Ballots Cast - Total	2,831	336	2,486	9
Ballots Cast - Blank	32	13	18	1
Voter Turnout - Total	85.45%			

Presidential Electors

Vote For 1	TOTAL	Polls	Early Provisional	s
HARRIS, KAMALA D.	1,511	138	1,370	3
TRUMP, DONALD J.	1,274	189	1,079	6
OLIVER, CHASE	17	6	11	0
STEIN, JILL	12	1	11	0
Write-In Totals	6	0	6	0
Write-In: Ayyadurai / Ellis	0	0	0	0
Write-In: Boddie / Stoneham	0	0	0	0
Write-In: De la Cruz / Garcia	0	0	0	0
Write-In: Shelton / Serra	0	0	0	0
Write-In: Skousen / Combs	0	0	0	0
Not Assigned	6	0	6	0
Total Votes Cast	2,820	334	2,477	9

U.S. Senator

Vote For 1	TOTAL	Polls	Early Provisional	s
GALLEGO, RUBEN	1,529	135	1,391	3
LAKE, KARI	1,168	172	992	4
QUINTANA, EDUARDO	85	19	65	1
Write-In Totals	1	1	0	0
Write-In: Williams, Sarah	0	0	0	0
Write-In: Beckett, Christopher	0	0	0	0
Write-In: Sanders, Steven Cavin	0	0	0	0
Write-In: Bozic, David	0	0	0	0
Write-In: Petty, Shawn	0	0	0	0
Write-In: Rodriguez, Benjamin	0	0	0	0
Write-In: Prosser, Jannie "Jannie"	0	0	0	0
Not Assigned	1	1	0	0
Total Votes Cast	2,783	327	2,448	8

Precinct 180

U.S. Representative in Congress District 6

Vote For 1

	TOTAL	Polls	Early Provisional	S
ENGEL, KIRSTEN	1,428	125	1,300	3
CISCOMANI, JUAN	1,248	177	1,066	5
EASTWOOD, ATHENA	77	17	60	0
Write-In Totals	2	1	1	0
Write-In: Pozzolo, Luis	0	0	0	0
Not Assigned	2	1	1	0
Total Votes Cast	2,755	320	2,427	8

State Senator District 17

Vote For 1

	TOTAL	Polls	Early Provisional	S
MCLEAN, JOHN	1,493	129	1,361	3
LEACH, VENDEN "VINCE"	1,225	180	1,043	2
Write-In Totals	8	4	4	0
Not Assigned	8	4	4	0
Total Votes Cast	2,726	313	2,408	5

State Representative Dist. 17

Vote For 2

	TOTAL	Polls	Early Provisional	S
VOLK, KEVIN	1,477	133	1,341	3
JONES, RACHEL	1,164	155	1,007	2
MCGARR, CORY	1,035	126	906	3
Write-In Totals	12	0	12	0
Not Assigned	12	0	12	0
Total Votes Cast	3,688	414	3,266	8

Corporation Commissioner

Vote For 3

	TOTAL	Polls	Early Provisional	S
AGUILAR, YLENIA	1,236	81	1,153	2
HILL, JONATHON	1,254	86	1,165	3
POLACHECK, JOSHUA	1,177	79	1,096	2
LOPEZ, RENE	1,065	130	929	6
MARQUEZ PETERSON, LEA	1,074	117	951	6
WALDEN, RACHEL	1,179	152	1,022	5
CEASE, MIKE	105	22	83	0
LUXENBERG, NINA	117	24	93	0
Write-In Totals	0	0	0	0
Write-In: Bertone, Frank	0	0	0	0
Not Assigned	0	0	0	0
Total Votes Cast	7,207	691	6,492	24

Precinct 180

Board of Supervisors District 4

Vote For 1

	TOTAL	Polls	Early Provisional	S
BECHTOL, VANESSA	1,346	125	1,219	2
CHRISTY, STEPHEN W. "STEVE"	1,332	184	1,144	4
Write-In Totals	2	0	2	0
Not Assigned	2	0	2	0
Total Votes Cast	2,680	309	2,365	6

County Assessor

Vote For 1

	TOTAL	Polls	Early Provisional	S
DROUBIE, SUZANNE	1,823	199	1,617	7
Write-In Totals	65	4	61	0
Not Assigned	65	4	61	0
Total Votes Cast	1,888	203	1,678	7

County Attorney

Vote For 1

	TOTAL	Polls	Early Provisional	S
CONOVER, LAURA	1,569	145	1,420	4
DRUAN, HOWARD	586	91	493	2
Write-In Totals	37	3	34	0
Not Assigned	37	3	34	0
Total Votes Cast	2,192	239	1,947	6

County Recorder

Vote For 1

	TOTAL	Polls	Early Provisional	S
CÁZARES-KELLY, GABRIELLA	1,440	125	1,313	2
CAMPBELL-GONZALEZ, DOMINIC	1,185	176	1,003	6
Write-In Totals	1	0	1	0
Not Assigned	1	0	1	0
Total Votes Cast	2,626	301	2,317	8

County Sheriff

Vote For 1

	TOTAL	Polls	Early Provisional	S
NANOS, CHRIS	1,227	105	1,121	1
LAPPIN, HEATHER	1,456	206	1,243	7
Write-In Totals	5	1	4	0
Write-In: Di Genova, Trista	0	0	0	0
Not Assigned	5	1	4	0
Total Votes Cast	2,688	312	2,368	8

Precinct 180

County Superintendent of Schools

Vote For 1

	TOTAL	Polls	Early Provisional	S
WILLIAMS, DUSTIN	1,782	192	1,583	7
Write-In Totals	69	6	63	0
Not Assigned	69	6	63	0
Total Votes Cast	1,851	198	1,646	7

County Treasurer

Vote For 1

	TOTAL	Polls	Early Provisional	S
JOHNSON, BRIAN	1,308	116	1,190	2
ACKERLEY, CHRIS	1,358	184	1,168	6
Write-In Totals	0	0	0	0
Not Assigned	0	0	0	0
Total Votes Cast	2,666	300	2,358	8

Constable Precinct 8

Vote For 1

	TOTAL	Polls	Early Provisional	S
TOTH, CHRISTOPHER	1,363	121	1,240	2
LAKE, BILL	1,286	180	1,102	4
Write-In Totals	2	1	1	0
Not Assigned	2	1	1	0
Total Votes Cast	2,651	302	2,343	6

KING, KATHRYN H.

Vote For 1

	TOTAL	Polls	Early Provisional	S
Yes / Si	1,244	167	1,072	5
No	1,063	86	976	1
Total Votes Cast	2,307	253	2,048	6

BOLICK, CLINT

Vote For 1

	TOTAL	Polls	Early Provisional	S
Yes / Si	1,199	162	1,031	6
No	1,094	90	1,003	1
Total Votes Cast	2,293	252	2,034	7

ECKERSTROM, PETER J.

Vote For 1

	TOTAL	Polls	Early Provisional	S
Yes / Si	1,552	175	1,371	6
No	572	68	504	0
Total Votes Cast	2,124	243	1,875	6

Precinct 180

STARING, CHRISTOPHER P.

Vote For 1

	TOTAL	Polls	Early Provisional	S
Yes / Si	1,527	173	1,347	7
No	588	68	520	0
Total Votes Cast	2,115	241	1,867	7

GRIFFIN, BRENDEN J.

Vote For 1

	TOTAL	Polls	Early Provisional	S
Yes / Si	1,502	168	1,326	8
No	562	66	496	0
Total Votes Cast	2,064	234	1,822	8

LEE, KENNETH

Vote For 1

	TOTAL	Polls	Early Provisional	S
Yes / Si	1,528	168	1,352	8
No	530	65	465	0
Total Votes Cast	2,058	233	1,817	8

BRYSON, KYLE A.

Vote For 1

	TOTAL	Polls	Early Provisional	S
Yes / Si	1,523	163	1,354	6
No	537	69	468	0
Total Votes Cast	2,060	232	1,822	6

COHEN, GARY J.

Vote For 1

	TOTAL	Polls	Early Provisional	S
Yes / Si	1,511	160	1,344	7
No	538	68	470	0
Total Votes Cast	2,049	228	1,814	7

GORDON, RICHARD E.

Vote For 1

	TOTAL	Polls	Early Provisional	S
Yes / Si	1,508	162	1,339	7
No	546	72	473	1
Total Votes Cast	2,054	234	1,812	8

Precinct 180

BUTLER, MICHAEL J.

Vote For 1

	TOTAL	Polls	Early Provisional	S
Yes / Si	1,522	164	1,352	6
No	530	67	462	1
Total Votes Cast	2,052	231	1,814	7

YEHLING, WAYNE E.

Vote For 1

	TOTAL	Polls	Early Provisional	S
Yes / Si	1,501	164	1,331	6
No	555	67	488	0
Total Votes Cast	2,056	231	1,819	6

CONSTANT, DANIELLE J.K.

Vote For 1

	TOTAL	Polls	Early Provisional	S
Yes / Si	1,473	159	1,308	6
No	576	70	506	0
Total Votes Cast	2,049	229	1,814	6

METCALF, D. DOUGLAS

Vote For 1

	TOTAL	Polls	Early Provisional	S
Yes / Si	1,501	158	1,335	8
No	543	73	470	0
Total Votes Cast	2,044	231	1,805	8

MCGINLEY, CASEY F.

Vote For 1

	TOTAL	Polls	Early Provisional	S
Yes / Si	1,530	159	1,364	7
No	519	72	446	1
Total Votes Cast	2,049	231	1,810	8

SAKALL, GREG

Vote For 1

	TOTAL	Polls	Early Provisional	S
Yes / Si	1,499	158	1,334	7
No	559	72	487	0
Total Votes Cast	2,058	230	1,821	7

Precinct 180

WAGENER, JOAN L.

Vote For 1		TOTAL	Polls	Early Provisional	S
Yes / Si	1,501	155	1,339	7	
No	552	74	478	0	
Total Votes Cast	2,053	229	1,817	7	

JOHNSON, KELLIE L.

Vote For 1		TOTAL	Polls	Early Provisional	S
Yes / Si	1,356	156	1,193	7	
No	712	77	635	0	
Total Votes Cast	2,068	233	1,828	7	

ORTIZ, KIMBERLY H.

Vote For 1		TOTAL	Polls	Early Provisional	S
Yes / Si	1,517	160	1,351	6	
No	528	69	458	1	
Total Votes Cast	2,045	229	1,809	7	

MCDONALD, SCOTT DAVID

Vote For 1		TOTAL	Polls	Early Provisional	S
Yes / Si	1,490	166	1,316	8	
No	560	66	494	0	
Total Votes Cast	2,050	232	1,810	8	

ABRAMS, LISA ILKA

Vote For 1		TOTAL	Polls	Early Provisional	S
Yes / Si	1,542	169	1,367	6	
No	517	62	455	0	
Total Votes Cast	2,059	231	1,822	6	

Governing Board - Tucson Unified School District (TUSD) No. 1

Vote For 3		TOTAL	Polls	Early Provisional	S
ACOSTA RUIZ, PILAR	909	94	813	2	
FLORES, ESTEBAN	780	92	682	6	
LUNA ROSE, NATALIE	1,300	120	1,175	5	
SHAH, RAVI	920	72	844	4	
SHAW, SADIE	1,079	92	983	4	
Write-In Totals	45	3	42	0	
Not Assigned	45	3	42	0	
Total Votes Cast	5,033	473	4,539	21	

Precinct 180

PROPOSITION 133

Vote For 1

	TOTAL	Polls	Early Provisional	S
Yes / Si	954	134	817	3
No	1,609	155	1,450	4
Total Votes Cast	2,563	289	2,267	7

PROPOSITION 134

Vote For 1

	TOTAL	Polls	Early Provisional	S
Yes / Si	961	130	826	5
No	1,602	165	1,434	3
Total Votes Cast	2,563	295	2,260	8

PROPOSITION 135

Vote For 1

	TOTAL	Polls	Early Provisional	S
Yes / Si	1,058	147	907	4
No	1,472	144	1,324	4
Total Votes Cast	2,530	291	2,231	8

PROPOSITION 136

Vote For 1

	TOTAL	Polls	Early Provisional	S
Yes / Si	810	114	694	2
No	1,690	174	1,511	5
Total Votes Cast	2,500	288	2,205	7

PROPOSITION 137

Vote For 1

	TOTAL	Polls	Early Provisional	S
Yes / Si	516	70	444	2
No	2,016	218	1,793	5
Total Votes Cast	2,532	288	2,237	7

PROPOSITION 138

Vote For 1

	TOTAL	Polls	Early Provisional	S
Yes / Si	525	63	457	5
No	2,090	243	1,845	2
Total Votes Cast	2,615	306	2,302	7

Precinct 180

PROPOSITION 139

Vote For 1

	TOTAL	Polls	Early Provisional	S
Yes / Si	1,808	197	1,606	5
No	918	119	796	3
Total Votes Cast	2,726	316	2,402	8

PROPOSITION 140

Vote For 1

	TOTAL	Polls	Early Provisional	S
Yes / Si	1,090	154	932	4
No	1,596	158	1,435	3
Total Votes Cast	2,686	312	2,367	7

PROPOSITION 311

Vote For 1

	TOTAL	Polls	Early Provisional	S
Yes / Si	1,643	212	1,427	4
No	1,021	98	920	3
Total Votes Cast	2,664	310	2,347	7

PROPOSITION 312

Vote For 1

	TOTAL	Polls	Early Provisional	S
Yes / Si	1,472	201	1,265	6
No	1,181	105	1,074	2
Total Votes Cast	2,653	306	2,339	8

PROPOSITION 313

Vote For 1

	TOTAL	Polls	Early Provisional	S
Yes / Si	1,536	213	1,315	8
No	1,030	79	951	0
Total Votes Cast	2,566	292	2,266	8

PROPOSITION 314

Vote For 1

	TOTAL	Polls	Early Provisional	S
Yes / Si	1,466	187	1,273	6
No	1,087	103	982	2
Total Votes Cast	2,553	290	2,255	8

Precinct 180

PROPOSITION 315

Vote For 1

	TOTAL	Polls	Early Provisional	S
Yes / Si	1,060	142	915	3
No	1,418	136	1,278	4
Total Votes Cast	2,478	278	2,193	7

Summary Results Report
 General Election
 November 5, 2024

OFFICIAL RESULTS
 Summary of Votes Cast
 County of Pima

Precinct 181

Statistics	TOTAL	Polls	Early Provisional	s
Registered Voters - Total	3,520			
Ballots Cast - Total	3,053	348	2,696	9
Ballots Cast - Blank	55	14	38	3
Voter Turnout - Total	86.73%			

Presidential Electors

Vote For 1	TOTAL	Polls	Early Provisional	s
HARRIS, KAMALA D.	1,524	112	1,409	3
TRUMP, DONALD J.	1,469	223	1,240	6
OLIVER, CHASE	17	6	11	0
STEIN, JILL	12	3	9	0
Write-In Totals	8	1	7	0
Write-In: Ayyadurai / Ellis	1	1	0	0
Write-In: Boddie / Stoneham	0	0	0	0
Write-In: De la Cruz / Garcia	0	0	0	0
Write-In: Shelton / Serra	0	0	0	0
Write-In: Skousen / Combs	0	0	0	0
Not Assigned	7	0	7	0
Total Votes Cast	3,030	345	2,676	9

U.S. Senator

Vote For 1	TOTAL	Polls	Early Provisional	s
GALLEGO, RUBEN	1,569	121	1,445	3
LAKE, KARI	1,355	201	1,149	5
QUINTANA, EDUARDO	51	10	41	0
Write-In Totals	6	1	5	0
Write-In: Williams, Sarah	0	0	0	0
Write-In: Beckett, Christopher	0	0	0	0
Write-In: Sanders, Steven Cavin	1	1	0	0
Write-In: Bozic, David	0	0	0	0
Write-In: Petty, Shawn	0	0	0	0
Write-In: Rodriguez, Benjamin	0	0	0	0
Write-In: Prosser, Jannie "Jannie"	0	0	0	0
Not Assigned	5	0	5	0
Total Votes Cast	2,981	333	2,640	8

Summary Results Report
 General Election
 November 5, 2024

OFFICIAL RESULTS
 Summary of Votes Cast
 County of Pima

Precinct 181

U.S. Representative in Congress District 6

Vote For 1

	TOTAL	Polls	Early Provisional	S
ENGEL, KIRSTEN	1,441	103	1,335	3
CISCOMANI, JUAN	1,455	210	1,240	5
EASTWOOD, ATHENA	62	15	47	0
Write-In Totals	4	0	4	0
Write-In: Pozzolo, Luis	0	0	0	0
Not Assigned	4	0	4	0
Total Votes Cast	2,962	328	2,626	8

State Senator District 17

Vote For 1

	TOTAL	Polls	Early Provisional	S
MCLEAN, JOHN	1,528	113	1,410	5
LEACH, VENDEN "VINCE"	1,379	204	1,172	3
Write-In Totals	16	0	16	0
Not Assigned	16	0	16	0
Total Votes Cast	2,923	317	2,598	8

State Representative Dist. 17

Vote For 2

	TOTAL	Polls	Early Provisional	S
VOLK, KEVIN	1,506	118	1,385	3
JONES, RACHEL	1,235	148	1,083	4
MCGARR, CORY	1,306	178	1,123	5
Write-In Totals	8	1	7	0
Not Assigned	8	1	7	0
Total Votes Cast	4,055	445	3,598	12

Corporation Commissioner

Vote For 3

	TOTAL	Polls	Early Provisional	S
AGUILAR, YLENIA	1,323	89	1,231	3
HILL, JONATHON	1,303	73	1,227	3
POLACHECK, JOSHUA	1,236	69	1,164	3
LOPEZ, RENE	1,247	154	1,088	5
MARQUEZ PETERSON, LEA	1,251	137	1,110	4
WALDEN, RACHEL	1,302	158	1,139	5
CEASE, MIKE	109	26	83	0
LUXENBERG, NINA	90	17	73	0
Write-In Totals	4	0	4	0
Write-In: Bertone, Frank	0	0	0	0
Not Assigned	4	0	4	0
Total Votes Cast	7,865	723	7,119	23

Precinct 181

Board of Supervisors District 4

Vote For 1

	TOTAL	Polls	Early Provisional	S
BECHTOL, VANESSA	1,397	107	1,287	3
CHRISTY, STEPHEN W. "STEVE"	1,501	207	1,288	6
Write-In Totals	1	0	1	0
Not Assigned	1	0	1	0
Total Votes Cast	2,899	314	2,576	9

County Assessor

Vote For 1

	TOTAL	Polls	Early Provisional	S
DROUBIE, SUZANNE	1,881	173	1,704	4
Write-In Totals	76	12	64	0
Not Assigned	76	12	64	0
Total Votes Cast	1,957	185	1,768	4

County Attorney

Vote For 1

	TOTAL	Polls	Early Provisional	S
CONOVER, LAURA	1,654	132	1,519	3
DRUAN, HOWARD	571	99	468	4
Write-In Totals	43	6	37	0
Not Assigned	43	6	37	0
Total Votes Cast	2,268	237	2,024	7

County Recorder

Vote For 1

	TOTAL	Polls	Early Provisional	S
CÁZARES-KELLY, GABRIELLA	1,481	116	1,362	3
CAMPBELL-GONZALEZ, DOMINIC	1,365	193	1,167	5
Write-In Totals	2	0	2	0
Not Assigned	2	0	2	0
Total Votes Cast	2,848	309	2,531	8

County Sheriff

Vote For 1

	TOTAL	Polls	Early Provisional	S
NANOS, CHRIS	1,252	98	1,151	3
LAPPIN, HEATHER	1,637	223	1,408	6
Write-In Totals	3	0	3	0
Write-In: Di Genova, Trista	1	0	1	0
Not Assigned	2	0	2	0
Total Votes Cast	2,892	321	2,562	9

Precinct 181

County Superintendent of Schools

Vote For 1

	TOTAL	Polls	Early Provisional	S
WILLIAMS, DUSTIN	1,871	178	1,688	5
Write-In Totals	77	15	62	0
Not Assigned	77	15	62	0
Total Votes Cast	1,948	193	1,750	5

County Treasurer

Vote For 1

	TOTAL	Polls	Early Provisional	S
JOHNSON, BRIAN	1,349	90	1,256	3
ACKERLEY, CHRIS	1,518	212	1,301	5
Write-In Totals	4	0	4	0
Not Assigned	4	0	4	0
Total Votes Cast	2,871	302	2,561	8

Constable Precinct 8

Vote For 1

	TOTAL	Polls	Early Provisional	S
TOTH, CHRISTOPHER	1,388	105	1,280	3
LAKE, BILL	1,455	202	1,248	5
Write-In Totals	3	1	2	0
Not Assigned	3	1	2	0
Total Votes Cast	2,846	308	2,530	8

KING, KATHRYN H.

Vote For 1

	TOTAL	Polls	Early Provisional	S
Yes / Si	1,399	166	1,230	3
No	1,052	91	959	2
Total Votes Cast	2,451	257	2,189	5

BOLICK, CLINT

Vote For 1

	TOTAL	Polls	Early Provisional	S
Yes / Si	1,350	161	1,186	3
No	1,085	95	988	2
Total Votes Cast	2,435	256	2,174	5

ECKERSTROM, PETER J.

Vote For 1

	TOTAL	Polls	Early Provisional	S
Yes / Si	1,656	165	1,487	4
No	595	80	514	1
Total Votes Cast	2,251	245	2,001	5

Precinct 181

STARING, CHRISTOPHER P.

Vote For 1

	TOTAL	Polls	Early Provisional	S
Yes / Si	1,723	175	1,545	3
No	538	70	467	1
Total Votes Cast	2,261	245	2,012	4

GRIFFIN, BRENDEN J.

Vote For 1

	TOTAL	Polls	Early Provisional	S
Yes / Si	1,626	159	1,464	3
No	553	78	473	2
Total Votes Cast	2,179	237	1,937	5

LEE, KENNETH

Vote For 1

	TOTAL	Polls	Early Provisional	S
Yes / Si	1,641	158	1,479	4
No	532	74	457	1
Total Votes Cast	2,173	232	1,936	5

BRYSON, KYLE A.

Vote For 1

	TOTAL	Polls	Early Provisional	S
Yes / Si	1,655	154	1,497	4
No	525	78	446	1
Total Votes Cast	2,180	232	1,943	5

COHEN, GARY J.

Vote For 1

	TOTAL	Polls	Early Provisional	S
Yes / Si	1,623	147	1,472	4
No	532	81	450	1
Total Votes Cast	2,155	228	1,922	5

GORDON, RICHARD E.

Vote For 1

	TOTAL	Polls	Early Provisional	S
Yes / Si	1,638	155	1,480	3
No	526	77	447	2
Total Votes Cast	2,164	232	1,927	5

Precinct 181

BUTLER, MICHAEL J.

Vote For 1

	TOTAL	Polls	Early Provisional	S
Yes / Si	1,651	154	1,493	4
No	529	76	452	1
Total Votes Cast	2,180	230	1,945	5

YEHLING, WAYNE E.

Vote For 1

	TOTAL	Polls	Early Provisional	S
Yes / Si	1,633	147	1,483	3
No	547	85	460	2
Total Votes Cast	2,180	232	1,943	5

CONSTANT, DANIELLE J.K.

Vote For 1

	TOTAL	Polls	Early Provisional	S
Yes / Si	1,565	152	1,410	3
No	592	77	513	2
Total Votes Cast	2,157	229	1,923	5

METCALF, D. DOUGLAS

Vote For 1

	TOTAL	Polls	Early Provisional	S
Yes / Si	1,633	152	1,477	4
No	530	79	450	1
Total Votes Cast	2,163	231	1,927	5

MCGINLEY, CASEY F.

Vote For 1

	TOTAL	Polls	Early Provisional	S
Yes / Si	1,700	159	1,536	5
No	481	74	406	1
Total Votes Cast	2,181	233	1,942	6

SAKALL, GREG

Vote For 1

	TOTAL	Polls	Early Provisional	S
Yes / Si	1,624	146	1,474	4
No	552	83	467	2
Total Votes Cast	2,176	229	1,941	6

Precinct 181

WAGENER, JOAN L.

Vote For 1		TOTAL	Polls	Early Provisional	S
Yes / Si	1,632	156	1,473	3	
No	526	73	451	2	
Total Votes Cast	2,158	229	1,924	5	

JOHNSON, KELLIE L.

Vote For 1		TOTAL	Polls	Early Provisional	S
Yes / Si	1,461	156	1,301	4	
No	732	76	655	1	
Total Votes Cast	2,193	232	1,956	5	

ORTIZ, KIMBERLY H.

Vote For 1		TOTAL	Polls	Early Provisional	S
Yes / Si	1,663	157	1,502	4	
No	494	72	420	2	
Total Votes Cast	2,157	229	1,922	6	

MCDONALD, SCOTT DAVID

Vote For 1		TOTAL	Polls	Early Provisional	S
Yes / Si	1,617	154	1,460	3	
No	533	73	458	2	
Total Votes Cast	2,150	227	1,918	5	

ABRAMS, LISA ILKA

Vote For 1		TOTAL	Polls	Early Provisional	S
Yes / Si	1,627	154	1,468	5	
No	541	77	463	1	
Total Votes Cast	2,168	231	1,931	6	

Governing Board - Tucson Unified School District (TUSD) No. 1

Vote For 3		TOTAL	Polls	Early Provisional	S
ACOSTA RUIZ, PILAR	856	94	760	2	
FLORES, ESTEBAN	977	91	885	1	
LUNA ROSE, NATALIE	1,354	111	1,240	3	
SHAH, RAVI	1,110	80	1,029	1	
SHAW, SADIE	1,175	89	1,085	1	
Write-In Totals	65	12	52	1	
Not Assigned	65	12	52	1	
Total Votes Cast	5,537	477	5,051	9	

Precinct 181

PROPOSITION 133

Vote For 1

	TOTAL	Polls	Early Provisional	S
Yes / Si	1,136	134	1,000	2
No	1,617	166	1,447	4
Total Votes Cast	2,753	300	2,447	6

PROPOSITION 134

Vote For 1

	TOTAL	Polls	Early Provisional	S
Yes / Si	1,109	127	979	3
No	1,642	171	1,468	3
Total Votes Cast	2,751	298	2,447	6

PROPOSITION 135

Vote For 1

	TOTAL	Polls	Early Provisional	S
Yes / Si	1,250	158	1,086	6
No	1,466	135	1,331	0
Total Votes Cast	2,716	293	2,417	6

PROPOSITION 136

Vote For 1

	TOTAL	Polls	Early Provisional	S
Yes / Si	1,011	125	883	3
No	1,690	165	1,522	3
Total Votes Cast	2,701	290	2,405	6

PROPOSITION 137

Vote For 1

	TOTAL	Polls	Early Provisional	S
Yes / Si	619	90	526	3
No	2,089	208	1,878	3
Total Votes Cast	2,708	298	2,404	6

PROPOSITION 138

Vote For 1

	TOTAL	Polls	Early Provisional	S
Yes / Si	637	93	542	2
No	2,149	210	1,935	4
Total Votes Cast	2,786	303	2,477	6

Precinct 181

PROPOSITION 139

Vote For 1

	TOTAL	Polls	Early Provisional	S
Yes / Si	1,892	197	1,695	0
No	1,041	130	905	6
Total Votes Cast	2,933	327	2,600	6

PROPOSITION 140

Vote For 1

	TOTAL	Polls	Early Provisional	S
Yes / Si	1,131	130	999	2
No	1,735	184	1,547	4
Total Votes Cast	2,866	314	2,546	6

PROPOSITION 311

Vote For 1

	TOTAL	Polls	Early Provisional	S
Yes / Si	1,882	236	1,640	6
No	1,000	80	920	0
Total Votes Cast	2,882	316	2,560	6

PROPOSITION 312

Vote For 1

	TOTAL	Polls	Early Provisional	S
Yes / Si	1,720	224	1,492	4
No	1,143	90	1,051	2
Total Votes Cast	2,863	314	2,543	6

PROPOSITION 313

Vote For 1

	TOTAL	Polls	Early Provisional	S
Yes / Si	1,751	209	1,536	6
No	1,028	88	940	0
Total Votes Cast	2,779	297	2,476	6

PROPOSITION 314

Vote For 1

	TOTAL	Polls	Early Provisional	S
Yes / Si	1,715	220	1,490	5
No	1,066	76	989	1
Total Votes Cast	2,781	296	2,479	6

Precinct 181

PROPOSITION 315

Vote For 1

	TOTAL	Polls	Early Provisional	S
Yes / Si	1,290	164	1,122	4
No	1,398	115	1,281	2
Total Votes Cast	2,688	279	2,403	6

Precinct 182

Statistics	TOTAL	Polls	Early Provisional	s
Registered Voters - Total	3,828			
Ballots Cast - Total	3,162	411	2,725	26
Ballots Cast - Blank	45	17	27	1
Voter Turnout - Total	82.60%			

Presidential Electors

Vote For 1	TOTAL	Polls	Early Provisional	s
HARRIS, KAMALA D.	1,586	129	1,448	9
TRUMP, DONALD J.	1,511	272	1,223	16
OLIVER, CHASE	22	2	19	1
STEIN, JILL	16	3	13	0
Write-In Totals	8	1	7	0
Write-In: Ayyadurai / Ellis	0	0	0	0
Write-In: Boddie / Stoneham	0	0	0	0
Write-In: De la Cruz / Garcia	2	0	2	0
Write-In: Shelton / Serra	0	0	0	0
Write-In: Skousen / Combs	0	0	0	0
Not Assigned	6	1	5	0
Total Votes Cast	3,143	407	2,710	26

U.S. Senator

Vote For 1	TOTAL	Polls	Early Provisional	s
GALLEGO, RUBEN	1,653	155	1,486	12
LAKE, KARI	1,328	229	1,087	12
QUINTANA, EDUARDO	96	16	80	0
Write-In Totals	6	0	5	1
Write-In: Williams, Sarah	0	0	0	0
Write-In: Beckett, Christopher	2	0	2	0
Write-In: Sanders, Steven Cavin	0	0	0	0
Write-In: Bozic, David	0	0	0	0
Write-In: Petty, Shawn	1	0	1	0
Write-In: Rodriguez, Benjamin	0	0	0	0
Write-In: Prosser, Jannie "Jannie"	0	0	0	0
Not Assigned	3	0	2	1
Total Votes Cast	3,083	400	2,658	25

Summary Results Report
 General Election
 November 5, 2024

OFFICIAL RESULTS
 Summary of Votes Cast
 County of Pima

Precinct 182

U.S. Representative in Congress District 6

Vote For 1

	TOTAL	Polls	Early Provisional	S
ENGEL, KIRSTEN	1,514	137	1,368	9
CISCOMANI, JUAN	1,435	241	1,180	14
EASTWOOD, ATHENA	102	18	83	1
Write-In Totals	4	0	4	0
Write-In: Pozzolo, Luis	2	0	2	0
Not Assigned	2	0	2	0
Total Votes Cast	3,055	396	2,635	24

State Senator District 17

Vote For 1

	TOTAL	Polls	Early Provisional	S
MCLEAN, JOHN	1,635	144	1,481	10
LEACH, VENDEN "VINCE"	1,378	238	1,128	12
Write-In Totals	8	1	6	1
Not Assigned	8	1	6	1
Total Votes Cast	3,021	383	2,615	23

State Representative Dist. 17

Vote For 2

	TOTAL	Polls	Early Provisional	S
VOLK, KEVIN	1,626	150	1,467	9
JONES, RACHEL	1,179	168	1,006	5
MCGARR, CORY	1,222	186	1,027	9
Write-In Totals	13	0	13	0
Not Assigned	13	0	13	0
Total Votes Cast	4,040	504	3,513	23

Corporation Commissioner

Vote For 3

	TOTAL	Polls	Early Provisional	S
AGUILAR, YLENIA	1,404	102	1,298	4
HILL, JONATHON	1,338	100	1,236	2
POLACHECK, JOSHUA	1,262	90	1,171	1
LOPEZ, RENE	1,207	171	1,025	11
MARQUEZ PETERSON, LEA	1,205	164	1,032	9
WALDEN, RACHEL	1,226	185	1,031	10
CEASE, MIKE	101	21	80	0
LUXENBERG, NINA	124	17	107	0
Write-In Totals	0	0	0	0
Write-In: Bertone, Frank	0	0	0	0
Not Assigned	0	0	0	0
Total Votes Cast	7,867	850	6,980	37

Precinct 182

Board of Supervisors District 4

Vote For 1

	TOTAL	Polls	Early Provisional	S
BECHTOL, VANESSA	1,501	130	1,365	6
CHRISTY, STEPHEN W. "STEVE"	1,485	243	1,228	14
Write-In Totals	1	0	1	0
Not Assigned	1	0	1	0
Total Votes Cast	2,987	373	2,594	20

County Assessor

Vote For 1

	TOTAL	Polls	Early Provisional	S
DROUBIE, SUZANNE	2,069	239	1,817	13
Write-In Totals	102	13	87	2
Not Assigned	102	13	87	2
Total Votes Cast	2,171	252	1,904	15

County Attorney

Vote For 1

	TOTAL	Polls	Early Provisional	S
CONOVER, LAURA	1,710	170	1,530	10
DRUAN, HOWARD	664	109	549	6
Write-In Totals	63	10	51	2
Not Assigned	63	10	51	2
Total Votes Cast	2,437	289	2,130	18

County Recorder

Vote For 1

	TOTAL	Polls	Early Provisional	S
CÁZARES-KELLY, GABRIELLA	1,579	138	1,434	7
CAMPBELL-GONZALEZ, DOMINIC	1,350	224	1,113	13
Write-In Totals	5	2	3	0
Not Assigned	5	2	3	0
Total Votes Cast	2,934	364	2,550	20

County Sheriff

Vote For 1

	TOTAL	Polls	Early Provisional	S
NANOS, CHRIS	1,342	118	1,217	7
LAPPIN, HEATHER	1,634	261	1,358	15
Write-In Totals	12	2	10	0
Write-In: Di Genova, Trista	1	0	1	0
Not Assigned	11	2	9	0
Total Votes Cast	2,988	381	2,585	22

Precinct 182

County Superintendent of Schools

Vote For 1

	TOTAL	Polls	Early Provisional	S
WILLIAMS, DUSTIN	2,009	230	1,766	13
Write-In Totals	102	11	88	3
Not Assigned	102	11	88	3
Total Votes Cast	2,111	241	1,854	16

County Treasurer

Vote For 1

	TOTAL	Polls	Early Provisional	S
JOHNSON, BRIAN	1,440	121	1,313	6
ACKERLEY, CHRIS	1,523	245	1,262	16
Write-In Totals	1	1	0	0
Not Assigned	1	1	0	0
Total Votes Cast	2,964	367	2,575	22

Constable Precinct 8

Vote For 1

	TOTAL	Polls	Early Provisional	S
TOTH, CHRISTOPHER	1,482	132	1,345	5
LAKE, BILL	1,445	229	1,202	14
Write-In Totals	5	2	1	2
Not Assigned	5	2	1	2
Total Votes Cast	2,932	363	2,548	21

KING, KATHRYN H.

Vote For 1

	TOTAL	Polls	Early Provisional	S
Yes / Si	1,431	196	1,223	12
No	1,137	109	1,020	8
Total Votes Cast	2,568	305	2,243	20

BOLICK, CLINT

Vote For 1

	TOTAL	Polls	Early Provisional	S
Yes / Si	1,317	183	1,123	11
No	1,212	110	1,093	9
Total Votes Cast	2,529	293	2,216	20

ECKERSTROM, PETER J.

Vote For 1

	TOTAL	Polls	Early Provisional	S
Yes / Si	1,773	206	1,554	13
No	634	86	541	7
Total Votes Cast	2,407	292	2,095	20

Precinct 182

STARING, CHRISTOPHER P.

Vote For 1

	TOTAL	Polls	Early Provisional	S
Yes / Si	1,697	205	1,481	11
No	680	78	593	9
Total Votes Cast	2,377	283	2,074	20

GRIFFIN, BRENDEN J.

Vote For 1

	TOTAL	Polls	Early Provisional	S
Yes / Si	1,648	208	1,427	13
No	681	79	595	7
Total Votes Cast	2,329	287	2,022	20

LEE, KENNETH

Vote For 1

	TOTAL	Polls	Early Provisional	S
Yes / Si	1,666	199	1,455	12
No	662	81	574	7
Total Votes Cast	2,328	280	2,029	19

BRYSON, KYLE A.

Vote For 1

	TOTAL	Polls	Early Provisional	S
Yes / Si	1,686	197	1,477	12
No	639	85	546	8
Total Votes Cast	2,325	282	2,023	20

COHEN, GARY J.

Vote For 1

	TOTAL	Polls	Early Provisional	S
Yes / Si	1,633	191	1,429	13
No	684	91	586	7
Total Votes Cast	2,317	282	2,015	20

GORDON, RICHARD E.

Vote For 1

	TOTAL	Polls	Early Provisional	S
Yes / Si	1,663	196	1,453	14
No	656	87	563	6
Total Votes Cast	2,319	283	2,016	20

Precinct 182

BUTLER, MICHAEL J.

Vote For 1

	TOTAL	Polls	Early Provisional	S
Yes / Si	1,666	194	1,459	13
No	662	89	566	7
Total Votes Cast	2,328	283	2,025	20

YEHLING, WAYNE E.

Vote For 1

	TOTAL	Polls	Early Provisional	S
Yes / Si	1,633	191	1,430	12
No	683	89	586	8
Total Votes Cast	2,316	280	2,016	20

CONSTANT, DANIELLE J.K.

Vote For 1

	TOTAL	Polls	Early Provisional	S
Yes / Si	1,617	191	1,414	12
No	695	88	599	8
Total Votes Cast	2,312	279	2,013	20

METCALF, D. DOUGLAS

Vote For 1

	TOTAL	Polls	Early Provisional	S
Yes / Si	1,643	197	1,434	12
No	679	88	583	8
Total Votes Cast	2,322	285	2,017	20

MCGINLEY, CASEY F.

Vote For 1

	TOTAL	Polls	Early Provisional	S
Yes / Si	1,686	196	1,478	12
No	634	90	536	8
Total Votes Cast	2,320	286	2,014	20

SAKALL, GREG

Vote For 1

	TOTAL	Polls	Early Provisional	S
Yes / Si	1,647	195	1,440	12
No	677	86	583	8
Total Votes Cast	2,324	281	2,023	20

Precinct 182

WAGENER, JOAN L.

Vote For 1

	TOTAL	Polls	Early Provisional	S
Yes / Si	1,654	205	1,437	12
No	669	82	579	8
Total Votes Cast	2,323	287	2,016	20

JOHNSON, KELLIE L.

Vote For 1

	TOTAL	Polls	Early Provisional	S
Yes / Si	1,490	185	1,291	14
No	864	102	756	6
Total Votes Cast	2,354	287	2,047	20

ORTIZ, KIMBERLY H.

Vote For 1

	TOTAL	Polls	Early Provisional	S
Yes / Si	1,671	201	1,457	13
No	643	80	556	7
Total Votes Cast	2,314	281	2,013	20

MCDONALD, SCOTT DAVID

Vote For 1

	TOTAL	Polls	Early Provisional	S
Yes / Si	1,657	199	1,446	12
No	659	86	565	8
Total Votes Cast	2,316	285	2,011	20

ABRAMS, LISA ILKA

Vote For 1

	TOTAL	Polls	Early Provisional	S
Yes / Si	1,675	200	1,462	13
No	656	87	562	7
Total Votes Cast	2,331	287	2,024	20

Governing Board - Tucson Unified School District (TUSD) No. 1

Vote For 3

	TOTAL	Polls	Early Provisional	S
ACOSTA RUIZ, PILAR	855	80	773	2
FLORES, ESTEBAN	877	105	766	6
LUNA ROSE, NATALIE	1,510	147	1,351	12
SHAH, RAVI	1,038	90	942	6
SHAW, SADIE	1,393	157	1,228	8
Write-In Totals	56	9	47	0
Not Assigned	56	9	47	0
Total Votes Cast	5,729	588	5,107	34

Precinct 182

PROPOSITION 133

Vote For 1

	TOTAL	Polls	Early Provisional	S
Yes / Si	1,112	164	936	12
No	1,733	188	1,536	9
Total Votes Cast	2,845	352	2,472	21

PROPOSITION 134

Vote For 1

	TOTAL	Polls	Early Provisional	S
Yes / Si	1,038	157	869	12
No	1,796	187	1,602	7
Total Votes Cast	2,834	344	2,471	19

PROPOSITION 135

Vote For 1

	TOTAL	Polls	Early Provisional	S
Yes / Si	1,218	176	1,030	12
No	1,578	160	1,410	8
Total Votes Cast	2,796	336	2,440	20

PROPOSITION 136

Vote For 1

	TOTAL	Polls	Early Provisional	S
Yes / Si	909	140	761	8
No	1,876	195	1,671	10
Total Votes Cast	2,785	335	2,432	18

PROPOSITION 137

Vote For 1

	TOTAL	Polls	Early Provisional	S
Yes / Si	565	100	462	3
No	2,221	242	1,962	17
Total Votes Cast	2,786	342	2,424	20

PROPOSITION 138

Vote For 1

	TOTAL	Polls	Early Provisional	S
Yes / Si	589	95	488	6
No	2,298	273	2,011	14
Total Votes Cast	2,887	368	2,499	20

Precinct 182

PROPOSITION 139

Vote For 1

	TOTAL	Polls	Early Provisional	S
Yes / Si	2,028	214	1,799	15
No	997	170	818	9
Total Votes Cast	3,025	384	2,617	24

PROPOSITION 140

Vote For 1

	TOTAL	Polls	Early Provisional	S
Yes / Si	1,262	177	1,074	11
No	1,693	189	1,494	10
Total Votes Cast	2,955	366	2,568	21

PROPOSITION 311

Vote For 1

	TOTAL	Polls	Early Provisional	S
Yes / Si	1,856	272	1,565	19
No	1,108	97	1,007	4
Total Votes Cast	2,964	369	2,572	23

PROPOSITION 312

Vote For 1

	TOTAL	Polls	Early Provisional	S
Yes / Si	1,694	257	1,421	16
No	1,258	111	1,141	6
Total Votes Cast	2,952	368	2,562	22

PROPOSITION 313

Vote For 1

	TOTAL	Polls	Early Provisional	S
Yes / Si	1,786	284	1,483	19
No	1,086	79	1,004	3
Total Votes Cast	2,872	363	2,487	22

PROPOSITION 314

Vote For 1

	TOTAL	Polls	Early Provisional	S
Yes / Si	1,707	253	1,442	12
No	1,145	101	1,035	9
Total Votes Cast	2,852	354	2,477	21

Precinct 182

PROPOSITION 315

Vote For 1

	TOTAL	Polls	Early Provisional	S
Yes / Si	1,162	179	965	18
No	1,610	155	1,452	3
Total Votes Cast	2,772	334	2,417	21

Summary Results Report
 General Election
 November 5, 2024

OFFICIAL RESULTS
 Summary of Votes Cast
 County of Pima

Precinct 183

Statistics	TOTAL	Polls	Early Provisional	s
Registered Voters - Total	1,596			
Ballots Cast - Total	1,337	164	1,165	8
Ballots Cast - Blank	26	3	23	0
Voter Turnout - Total	83.77%			

Presidential Electors

Vote For 1	TOTAL	Polls	Early Provisional	s
HARRIS, KAMALA D.	634	53	576	5
TRUMP, DONALD J.	682	106	573	3
OLIVER, CHASE	7	0	7	0
STEIN, JILL	5	2	3	0
Write-In Totals	3	2	1	0
Write-In: Ayyadurai / Ellis	0	0	0	0
Write-In: Boddie / Stoneham	0	0	0	0
Write-In: De la Cruz / Garcia	0	0	0	0
Write-In: Shelton / Serra	0	0	0	0
Write-In: Skousen / Combs	0	0	0	0
Not Assigned	3	2	1	0
Total Votes Cast	1,331	163	1,160	8

U.S. Senator

Vote For 1	TOTAL	Polls	Early Provisional	s
GALLEGO, RUBEN	644	52	587	5
LAKE, KARI	618	102	514	2
QUINTANA, EDUARDO	40	9	31	0
Write-In Totals	2	0	2	0
Write-In: Williams, Sarah	0	0	0	0
Write-In: Beckett, Christopher	0	0	0	0
Write-In: Sanders, Steven Cavin	0	0	0	0
Write-In: Bozic, David	0	0	0	0
Write-In: Petty, Shawn	0	0	0	0
Write-In: Rodriguez, Benjamin	0	0	0	0
Write-In: Prosser, Jannie "Jannie"	0	0	0	0
Not Assigned	2	0	2	0
Total Votes Cast	1,304	163	1,134	7

Summary Results Report
 General Election
 November 5, 2024

OFFICIAL RESULTS
 Summary of Votes Cast
 County of Pima

Precinct 183

U.S. Representative in Congress District 6

Vote For 1

	TOTAL	Polls	Early Provisional	S
ENGEL, KIRSTEN	600	51	545	4
CISCOMANI, JUAN	631	102	526	3
EASTWOOD, ATHENA	47	6	41	0
Write-In Totals	1	0	1	0
Write-In: Pozzolo, Luis	0	0	0	0
Not Assigned	1	0	1	0
Total Votes Cast	1,279	159	1,113	7

State Senator District 17

Vote For 1

	TOTAL	Polls	Early Provisional	S
MCLEAN, JOHN	643	59	579	5
LEACH, VENDEN "VINCE"	621	96	523	2
Write-In Totals	8	0	8	0
Not Assigned	8	0	8	0
Total Votes Cast	1,272	155	1,110	7

State Representative Dist. 17

Vote For 2

	TOTAL	Polls	Early Provisional	S
VOLK, KEVIN	645	50	590	5
JONES, RACHEL	579	83	494	2
MCGARR, CORY	541	75	464	2
Write-In Totals	18	0	18	0
Not Assigned	18	0	18	0
Total Votes Cast	1,783	208	1,566	9

Corporation Commissioner

Vote For 3

	TOTAL	Polls	Early Provisional	S
AGUILAR, YLENIA	517	36	478	3
HILL, JONATHON	528	33	490	5
POLACHECK, JOSHUA	487	29	454	4
LOPEZ, RENE	557	64	491	2
MARQUEZ PETERSON, LEA	581	69	509	3
WALDEN, RACHEL	593	81	510	2
CEASE, MIKE	50	7	43	0
LUXENBERG, NINA	68	14	54	0
Write-In Totals	3	0	3	0
Write-In: Bertone, Frank	0	0	0	0
Not Assigned	3	0	3	0
Total Votes Cast	3,384	333	3,032	19

Precinct 183

Board of Supervisors District 4

Vote For 1

	TOTAL	Polls	Early Provisional	S
BECHTOL, VANESSA	565	45	516	4
CHRISTY, STEPHEN W. "STEVE"	680	108	569	3
Write-In Totals	5	0	5	0
Not Assigned	5	0	5	0
Total Votes Cast	1,250	153	1,090	7

County Assessor

Vote For 1

	TOTAL	Polls	Early Provisional	S
DROUBIE, SUZANNE	810	83	722	5
Write-In Totals	41	6	35	0
Not Assigned	41	6	35	0
Total Votes Cast	851	89	757	5

County Attorney

Vote For 1

	TOTAL	Polls	Early Provisional	S
CONOVER, LAURA	671	55	611	5
DRUAN, HOWARD	309	58	250	1
Write-In Totals	22	2	20	0
Not Assigned	22	2	20	0
Total Votes Cast	1,002	115	881	6

County Recorder

Vote For 1

	TOTAL	Polls	Early Provisional	S
CÁZARES-KELLY, GABRIELLA	606	49	552	5
CAMPBELL-GONZALEZ, DOMINIC	624	102	520	2
Write-In Totals	4	1	3	0
Not Assigned	4	1	3	0
Total Votes Cast	1,234	152	1,075	7

County Sheriff

Vote For 1

	TOTAL	Polls	Early Provisional	S
NANOS, CHRIS	548	44	499	5
LAPPIN, HEATHER	719	113	604	2
Write-In Totals	4	1	3	0
Write-In: Di Genova, Trista	0	0	0	0
Not Assigned	4	1	3	0
Total Votes Cast	1,271	158	1,106	7

Precinct 183

County Superintendent of Schools

Vote For 1

	TOTAL	Polls	Early Provisional	S
WILLIAMS, DUSTIN	802	82	715	5
Write-In Totals	37	8	29	0
Not Assigned	37	8	29	0
Total Votes Cast	839	90	744	5

County Treasurer

Vote For 1

	TOTAL	Polls	Early Provisional	S
JOHNSON, BRIAN	547	45	497	5
ACKERLEY, CHRIS	702	110	590	2
Write-In Totals	3	0	3	0
Not Assigned	3	0	3	0
Total Votes Cast	1,252	155	1,090	7

Constable Precinct 8

Vote For 1

	TOTAL	Polls	Early Provisional	S
TOTH, CHRISTOPHER	564	42	518	4
LAKE, BILL	676	108	566	2
Write-In Totals	2	0	2	0
Not Assigned	2	0	2	0
Total Votes Cast	1,242	150	1,086	6

KING, KATHRYN H.

Vote For 1

	TOTAL	Polls	Early Provisional	S
Yes / Si	632	82	545	5
No	423	43	379	1
Total Votes Cast	1,055	125	924	6

BOLICK, CLINT

Vote For 1

	TOTAL	Polls	Early Provisional	S
Yes / Si	608	78	526	4
No	430	41	387	2
Total Votes Cast	1,038	119	913	6

ECKERSTROM, PETER J.

Vote For 1

	TOTAL	Polls	Early Provisional	S
Yes / Si	728	79	646	3
No	258	39	218	1
Total Votes Cast	986	118	864	4

Precinct 183

STARING, CHRISTOPHER P.

Vote For 1

	TOTAL	Polls	Early Provisional	S
Yes / Si	700	79	619	2
No	259	36	221	2
Total Votes Cast	959	115	840	4

GRIFFIN, BRENDEN J.

Vote For 1

	TOTAL	Polls	Early Provisional	S
Yes / Si	691	70	617	4
No	256	40	216	0
Total Votes Cast	947	110	833	4

LEE, KENNETH

Vote For 1

	TOTAL	Polls	Early Provisional	S
Yes / Si	693	71	618	4
No	254	39	215	0
Total Votes Cast	947	110	833	4

BRYSON, KYLE A.

Vote For 1

	TOTAL	Polls	Early Provisional	S
Yes / Si	707	70	634	3
No	243	40	202	1
Total Votes Cast	950	110	836	4

COHEN, GARY J.

Vote For 1

	TOTAL	Polls	Early Provisional	S
Yes / Si	701	71	626	4
No	247	38	209	0
Total Votes Cast	948	109	835	4

GORDON, RICHARD E.

Vote For 1

	TOTAL	Polls	Early Provisional	S
Yes / Si	693	75	615	3
No	248	35	212	1
Total Votes Cast	941	110	827	4

Precinct 183

BUTLER, MICHAEL J.

Vote For 1

	TOTAL	Polls	Early Provisional	S
Yes / Si	699	73	622	4
No	251	36	215	0
Total Votes Cast	950	109	837	4

YEHLING, WAYNE E.

Vote For 1

	TOTAL	Polls	Early Provisional	S
Yes / Si	697	69	624	4
No	253	41	212	0
Total Votes Cast	950	110	836	4

CONSTANT, DANIELLE J.K.

Vote For 1

	TOTAL	Polls	Early Provisional	S
Yes / Si	674	66	604	4
No	276	43	233	0
Total Votes Cast	950	109	837	4

METCALF, D. DOUGLAS

Vote For 1

	TOTAL	Polls	Early Provisional	S
Yes / Si	683	72	607	4
No	263	37	226	0
Total Votes Cast	946	109	833	4

MCGINLEY, CASEY F.

Vote For 1

	TOTAL	Polls	Early Provisional	S
Yes / Si	699	66	629	4
No	246	40	206	0
Total Votes Cast	945	106	835	4

SAKALL, GREG

Vote For 1

	TOTAL	Polls	Early Provisional	S
Yes / Si	699	69	626	4
No	255	41	214	0
Total Votes Cast	954	110	840	4

Precinct 183

WAGENER, JOAN L.

Vote For 1

	TOTAL	Polls	Early Provisional	S
Yes / Si	683	72	608	3
No	266	38	227	1
Total Votes Cast	949	110	835	4

JOHNSON, KELLIE L.

Vote For 1

	TOTAL	Polls	Early Provisional	S
Yes / Si	655	68	583	4
No	304	41	263	0
Total Votes Cast	959	109	846	4

ORTIZ, KIMBERLY H.

Vote For 1

	TOTAL	Polls	Early Provisional	S
Yes / Si	700	68	629	3
No	251	42	208	1
Total Votes Cast	951	110	837	4

MCDONALD, SCOTT DAVID

Vote For 1

	TOTAL	Polls	Early Provisional	S
Yes / Si	686	69	613	4
No	258	41	217	0
Total Votes Cast	944	110	830	4

ABRAMS, LISA ILKA

Vote For 1

	TOTAL	Polls	Early Provisional	S
Yes / Si	711	73	635	3
No	249	37	211	1
Total Votes Cast	960	110	846	4

Governing Board - Tucson Unified School District (TUSD) No. 1

Vote For 3

	TOTAL	Polls	Early Provisional	S
ACOSTA RUIZ, PILAR	422	37	382	3
FLORES, ESTEBAN	365	37	326	2
LUNA ROSE, NATALIE	530	49	481	0
SHAH, RAVI	452	48	403	1
SHAW, SADIE	531	60	468	3
Write-In Totals	19	3	16	0
Not Assigned	19	3	16	0
Total Votes Cast	2,319	234	2,076	9

Precinct 183

PROPOSITION 133

Vote For 1

	TOTAL	Polls	Early Provisional	S
Yes / Si	476	66	406	4
No	728	83	643	2
Total Votes Cast	1,204	149	1,049	6

PROPOSITION 134

Vote For 1

	TOTAL	Polls	Early Provisional	S
Yes / Si	483	64	414	5
No	715	78	636	1
Total Votes Cast	1,198	142	1,050	6

PROPOSITION 135

Vote For 1

	TOTAL	Polls	Early Provisional	S
Yes / Si	536	75	456	5
No	661	70	589	2
Total Votes Cast	1,197	145	1,045	7

PROPOSITION 136

Vote For 1

	TOTAL	Polls	Early Provisional	S
Yes / Si	389	62	323	4
No	788	81	705	2
Total Votes Cast	1,177	143	1,028	6

PROPOSITION 137

Vote For 1

	TOTAL	Polls	Early Provisional	S
Yes / Si	249	37	208	4
No	939	111	826	2
Total Votes Cast	1,188	148	1,034	6

PROPOSITION 138

Vote For 1

	TOTAL	Polls	Early Provisional	S
Yes / Si	250	26	224	0
No	968	123	839	6
Total Votes Cast	1,218	149	1,063	6

Precinct 183

PROPOSITION 139

Vote For 1

	TOTAL	Polls	Early Provisional	S
Yes / Si	815	90	721	4
No	466	70	392	4
Total Votes Cast	1,281	160	1,113	8

PROPOSITION 140

Vote For 1

	TOTAL	Polls	Early Provisional	S
Yes / Si	542	73	463	6
No	716	81	633	2
Total Votes Cast	1,258	154	1,096	8

PROPOSITION 311

Vote For 1

	TOTAL	Polls	Early Provisional	S
Yes / Si	840	117	716	7
No	416	39	376	1
Total Votes Cast	1,256	156	1,092	8

PROPOSITION 312

Vote For 1

	TOTAL	Polls	Early Provisional	S
Yes / Si	753	102	645	6
No	493	52	439	2
Total Votes Cast	1,246	154	1,084	8

PROPOSITION 313

Vote For 1

	TOTAL	Polls	Early Provisional	S
Yes / Si	797	114	676	7
No	422	38	383	1
Total Votes Cast	1,219	152	1,059	8

PROPOSITION 314

Vote For 1

	TOTAL	Polls	Early Provisional	S
Yes / Si	782	114	663	5
No	428	39	386	3
Total Votes Cast	1,210	153	1,049	8

Precinct 183

PROPOSITION 315

Vote For 1

	TOTAL	Polls	Early Provisional	S
Yes / Si	518	85	430	3
No	661	62	595	4
Total Votes Cast	1,179	147	1,025	7

Summary Results Report
 General Election
 November 5, 2024

OFFICIAL RESULTS
 Summary of Votes Cast
 County of Pima

Precinct 184

Statistics	TOTAL	Polls	Early Provisional	s
Registered Voters - Total	6,610			
Ballots Cast - Total	5,882	600	5,266	16
Ballots Cast - Blank	87	17	69	1
Voter Turnout - Total	88.99%			

Presidential Electors

Vote For 1	TOTAL	Polls	Early Provisional	s
HARRIS, KAMALA D.	2,491	134	2,352	5
TRUMP, DONALD J.	3,284	456	2,817	11
OLIVER, CHASE	38	3	35	0
STEIN, JILL	18	1	17	0
Write-In Totals	25	3	22	0
Write-In: Ayyadurai / Ellis	0	0	0	0
Write-In: Boddie / Stoneham	0	0	0	0
Write-In: De la Cruz / Garcia	0	0	0	0
Write-In: Shelton / Serra	0	0	0	0
Write-In: Skousen / Combs	0	0	0	0
Not Assigned	25	3	22	0
Total Votes Cast	5,856	597	5,243	16

U.S. Senator

Vote For 1	TOTAL	Polls	Early Provisional	s
GALLEGO, RUBEN	2,589	146	2,438	5
LAKE, KARI	3,053	429	2,615	9
QUINTANA, EDUARDO	95	11	83	1
Write-In Totals	6	0	6	0
Write-In: Williams, Sarah	0	0	0	0
Write-In: Beckett, Christopher	0	0	0	0
Write-In: Sanders, Steven Cavin	0	0	0	0
Write-In: Bozic, David	0	0	0	0
Write-In: Petty, Shawn	0	0	0	0
Write-In: Rodriguez, Benjamin	0	0	0	0
Write-In: Prosser, Jannie "Jannie"	0	0	0	0
Not Assigned	6	0	6	0
Total Votes Cast	5,743	586	5,142	15

Summary Results Report
 General Election
 November 5, 2024

OFFICIAL RESULTS
 Summary of Votes Cast
 County of Pima

Precinct 184

U.S. Representative in Congress District 6

Vote For 1

	TOTAL	Polls	Early Provisional	S
ENGEL, KIRSTEN	2,303	119	2,181	3
CISCOMANI, JUAN	3,343	450	2,882	11
EASTWOOD, ATHENA	84	10	73	1
Write-In Totals	1	0	1	0
Write-In: Pozzolo, Luis	0	0	0	0
Not Assigned	1	0	1	0
Total Votes Cast	5,731	579	5,137	15

State Senator District 17

Vote For 1

	TOTAL	Polls	Early Provisional	S
MCLEAN, JOHN	2,445	138	2,305	2
LEACH, VENDEN "VINCE"	3,212	432	2,768	12
Write-In Totals	8	2	6	0
Not Assigned	8	2	6	0
Total Votes Cast	5,665	572	5,079	14

State Representative Dist. 17

Vote For 2

	TOTAL	Polls	Early Provisional	S
VOLK, KEVIN	2,429	132	2,294	3
JONES, RACHEL	3,145	395	2,742	8
MCGARR, CORY	2,790	338	2,444	8
Write-In Totals	21	2	19	0
Not Assigned	21	2	19	0
Total Votes Cast	8,385	867	7,499	19

Corporation Commissioner

Vote For 3

	TOTAL	Polls	Early Provisional	S
AGUILAR, YLENIA	2,077	96	1,980	1
HILL, JONATHON	2,088	94	1,994	0
POLACHECK, JOSHUA	1,998	88	1,909	1
LOPEZ, RENE	2,987	363	2,615	9
MARQUEZ PETERSON, LEA	2,901	328	2,565	8
WALDEN, RACHEL	3,080	385	2,688	7
CEASE, MIKE	105	12	92	1
LUXENBERG, NINA	137	14	123	0
Write-In Totals	3	2	1	0
Write-In: Bertone, Frank	0	0	0	0
Not Assigned	3	2	1	0
Total Votes Cast	15,376	1,382	13,967	27

Precinct 184

Board of Supervisors District 1

	TOTAL	Polls	Early Provisional	S
SCOTT, REX	2,247	122	2,123	2
SPAIN, STEVE	3,376	434	2,932	10
Write-In Totals	4	2	2	0
Not Assigned	4	2	2	0
Total Votes Cast	5,627	558	5,057	12

County Assessor

	TOTAL	Polls	Early Provisional	S
DROUBIE, SUZANNE	3,242	271	2,963	8
Write-In Totals	206	26	179	1
Not Assigned	206	26	179	1
Total Votes Cast	3,448	297	3,142	9

County Attorney

	TOTAL	Polls	Early Provisional	S
CONOVER, LAURA	2,750	180	2,563	7
DRUAN, HOWARD	1,134	176	956	2
Write-In Totals	129	17	112	0
Not Assigned	129	17	112	0
Total Votes Cast	4,013	373	3,631	9

County Recorder

	TOTAL	Polls	Early Provisional	S
CÁZARES-KELLY, GABRIELLA	2,335	115	2,218	2
CAMPBELL-GONZALEZ, DOMINIC	3,121	415	2,695	11
Write-In Totals	4	2	2	0
Not Assigned	4	2	2	0
Total Votes Cast	5,460	532	4,915	13

County Sheriff

	TOTAL	Polls	Early Provisional	S
NANOS, CHRIS	1,921	97	1,822	2
LAPPIN, HEATHER	3,663	461	3,190	12
Write-In Totals	4	0	4	0
Write-In: Di Genova, Trista	0	0	0	0
Not Assigned	4	0	4	0
Total Votes Cast	5,588	558	5,016	14

Precinct 184

County Superintendent of Schools

Vote For 1

	TOTAL	Polls	Early Provisional	S
WILLIAMS, DUSTIN	3,167	265	2,895	7
Write-In Totals	194	24	169	1
Not Assigned	194	24	169	1
Total Votes Cast	3,361	289	3,064	8

County Treasurer

Vote For 1

	TOTAL	Polls	Early Provisional	S
JOHNSON, BRIAN	2,058	96	1,960	2
ACKERLEY, CHRIS	3,445	443	2,990	12
Write-In Totals	6	0	6	0
Not Assigned	6	0	6	0
Total Votes Cast	5,509	539	4,956	14

Justice of the Peace Precinct 10

Vote For 1

	TOTAL	Polls	Early Provisional	S
FORMAN, ROBERT J.	4,098	478	3,611	9
Write-In Totals	61	2	59	0
Not Assigned	61	2	59	0
Total Votes Cast	4,159	480	3,670	9

Constable Precinct 10

Vote For 1

	TOTAL	Polls	Early Provisional	S
CAMMARANO, JOHN	4,090	479	3,601	10
Write-In Totals	63	4	59	0
Not Assigned	63	4	59	0
Total Votes Cast	4,153	483	3,660	10

KING, KATHRYN H.

Vote For 1

	TOTAL	Polls	Early Provisional	S
Yes / Si	2,760	318	2,434	8
No	1,785	97	1,686	2
Total Votes Cast	4,545	415	4,120	10

BOLICK, CLINT

Vote For 1

	TOTAL	Polls	Early Provisional	S
Yes / Si	2,677	308	2,361	8
No	1,838	101	1,735	2
Total Votes Cast	4,515	409	4,096	10

Precinct 184

ECKERSTROM, PETER J.

Vote For 1

	TOTAL	Polls	Early Provisional	S
Yes / Si	2,954	281	2,665	8
No	1,122	112	1,009	1
Total Votes Cast	4,076	393	3,674	9

STARING, CHRISTOPHER P.

Vote For 1

	TOTAL	Polls	Early Provisional	S
Yes / Si	3,075	312	2,756	7
No	997	88	907	2
Total Votes Cast	4,072	400	3,663	9

GRIFFIN, BRENDEN J.

Vote For 1

	TOTAL	Polls	Early Provisional	S
Yes / Si	2,932	278	2,646	8
No	989	104	884	1
Total Votes Cast	3,921	382	3,530	9

LEE, KENNETH

Vote For 1

	TOTAL	Polls	Early Provisional	S
Yes / Si	2,925	277	2,641	7
No	988	101	885	2
Total Votes Cast	3,913	378	3,526	9

BRYSON, KYLE A.

Vote For 1

	TOTAL	Polls	Early Provisional	S
Yes / Si	2,989	275	2,707	7
No	923	103	818	2
Total Votes Cast	3,912	378	3,525	9

COHEN, GARY J.

Vote For 1

	TOTAL	Polls	Early Provisional	S
Yes / Si	2,959	274	2,678	7
No	906	104	800	2
Total Votes Cast	3,865	378	3,478	9

Precinct 184

GORDON, RICHARD E.

Vote For 1

	TOTAL	Polls	Early Provisional	S
Yes / Si	2,965	271	2,688	6
No	914	105	806	3
Total Votes Cast	3,879	376	3,494	9

BUTLER, MICHAEL J.

Vote For 1

	TOTAL	Polls	Early Provisional	S
Yes / Si	2,945	279	2,659	7
No	938	98	838	2
Total Votes Cast	3,883	377	3,497	9

YEHLING, WAYNE E.

Vote For 1

	TOTAL	Polls	Early Provisional	S
Yes / Si	2,902	267	2,628	7
No	988	109	877	2
Total Votes Cast	3,890	376	3,505	9

CONSTANT, DANIELLE J.K.

Vote For 1

	TOTAL	Polls	Early Provisional	S
Yes / Si	2,802	269	2,526	7
No	1,061	107	952	2
Total Votes Cast	3,863	376	3,478	9

METCALF, D. DOUGLAS

Vote For 1

	TOTAL	Polls	Early Provisional	S
Yes / Si	2,901	262	2,632	7
No	986	114	870	2
Total Votes Cast	3,887	376	3,502	9

MCGINLEY, CASEY F.

Vote For 1

	TOTAL	Polls	Early Provisional	S
Yes / Si	2,998	278	2,714	6
No	866	98	765	3
Total Votes Cast	3,864	376	3,479	9

Precinct 184

SAKALL, GREG

Vote For 1

	TOTAL	Polls	Early Provisional	s
Yes / Si	2,984	282	2,695	7
No	929	100	827	2
Total Votes Cast	3,913	382	3,522	9

WAGENER, JOAN L.

Vote For 1

	TOTAL	Polls	Early Provisional	s
Yes / Si	2,905	274	2,624	7
No	967	103	862	2
Total Votes Cast	3,872	377	3,486	9

JOHNSON, KELLIE L.

Vote For 1

	TOTAL	Polls	Early Provisional	s
Yes / Si	2,716	280	2,429	7
No	1,242	99	1,141	2
Total Votes Cast	3,958	379	3,570	9

ORTIZ, KIMBERLY H.

Vote For 1

	TOTAL	Polls	Early Provisional	s
Yes / Si	2,955	276	2,672	7
No	914	101	811	2
Total Votes Cast	3,869	377	3,483	9

MCDONALD, SCOTT DAVID

Vote For 1

	TOTAL	Polls	Early Provisional	s
Yes / Si	2,920	285	2,630	5
No	949	94	852	3
Total Votes Cast	3,869	379	3,482	8

ABRAMS, LISA ILKA

Vote For 1

	TOTAL	Polls	Early Provisional	s
Yes / Si	2,951	277	2,668	6
No	961	103	856	2
Total Votes Cast	3,912	380	3,524	8

Precinct 184

Governing Board - Marana Unified School District No. 6

Vote For 3

	TOTAL	Polls	Early Provisional	S
ALEXANDER, ROY	2,489	222	2,265	2
HOLT, HUNTER D.	1,901	183	1,711	7
RAYMOND, CATHIE	2,266	168	2,095	3
ROBERTS, MIKAIL	1,795	180	1,612	3
WILLARD, DAVID	2,205	182	2,021	2
Write-In Totals	61	8	53	0
Not Assigned	61	8	53	0
Total Votes Cast	10,717	943	9,757	17

PROPOSITION 133

Vote For 1

	TOTAL	Polls	Early Provisional	S
Yes / Si	2,317	284	2,025	8
No	2,985	235	2,744	6
Total Votes Cast	5,302	519	4,769	14

PROPOSITION 134

Vote For 1

	TOTAL	Polls	Early Provisional	S
Yes / Si	2,386	288	2,091	7
No	2,933	231	2,696	6
Total Votes Cast	5,319	519	4,787	13

PROPOSITION 135

Vote For 1

	TOTAL	Polls	Early Provisional	S
Yes / Si	2,662	314	2,339	9
No	2,642	200	2,438	4
Total Votes Cast	5,304	514	4,777	13

PROPOSITION 136

Vote For 1

	TOTAL	Polls	Early Provisional	S
Yes / Si	2,026	257	1,762	7
No	3,204	251	2,947	6
Total Votes Cast	5,230	508	4,709	13

PROPOSITION 137

Vote For 1

	TOTAL	Polls	Early Provisional	S
Yes / Si	1,247	161	1,082	4
No	4,034	361	3,664	9
Total Votes Cast	5,281	522	4,746	13

Precinct 184

PROPOSITION 138

Vote For 1

	TOTAL	Polls	Early Provisional	S
Yes / Si	1,389	161	1,224	4
No	4,021	391	3,620	10
Total Votes Cast	5,410	552	4,844	14

PROPOSITION 139

Vote For 1

	TOTAL	Polls	Early Provisional	S
Yes / Si	3,268	253	3,006	9
No	2,391	320	2,065	6
Total Votes Cast	5,659	573	5,071	15

PROPOSITION 140

Vote For 1

	TOTAL	Polls	Early Provisional	S
Yes / Si	2,165	217	1,939	9
No	3,398	335	3,057	6
Total Votes Cast	5,563	552	4,996	15

PROPOSITION 311

Vote For 1

	TOTAL	Polls	Early Provisional	S
Yes / Si	3,780	425	3,344	11
No	1,798	139	1,656	3
Total Votes Cast	5,578	564	5,000	14

PROPOSITION 312

Vote For 1

	TOTAL	Polls	Early Provisional	S
Yes / Si	3,483	391	3,080	12
No	2,063	163	1,898	2
Total Votes Cast	5,546	554	4,978	14

PROPOSITION 313

Vote For 1

	TOTAL	Polls	Early Provisional	S
Yes / Si	3,482	422	3,047	13
No	1,934	126	1,806	2
Total Votes Cast	5,416	548	4,853	15

Precinct 184

PROPOSITION 314

Vote For 1

	TOTAL	Polls	Early Provisional	S
Yes / Sí	3,618	435	3,172	11
No	1,793	101	1,689	3
Total Votes Cast	5,411	536	4,861	14

PROPOSITION 315

Vote For 1

	TOTAL	Polls	Early Provisional	S
Yes / Sí	2,626	311	2,306	9
No	2,559	203	2,352	4
Total Votes Cast	5,185	514	4,658	13

PROPOSITION 411 - Marana Unified School District No. 6

Vote For 1

	TOTAL	Polls	Early Provisional	S
Budget Increase, Yes / Aumento al Presupuesto, Sí	2,503	256	2,241	6
Budget Increase, No / Aumento al Presupuesto, No	2,812	267	2,539	6
Total Votes Cast	5,315	523	4,780	12

Summary Results Report
 General Election
 November 5, 2024

OFFICIAL RESULTS
 Summary of Votes Cast
 County of Pima

Precinct 185

Statistics	TOTAL	Polls	Early Provisional	s
Registered Voters - Total	1,963			
Ballots Cast - Total	1,630	282	1,340	8
Ballots Cast - Blank	28	8	20	0
Voter Turnout - Total	83.04%			

Presidential Electors

Vote For 1	TOTAL	Polls	Early Provisional	s
HARRIS, KAMALA D.	784	78	703	3
TRUMP, DONALD J.	821	197	620	4
OLIVER, CHASE	10	2	8	0
STEIN, JILL	7	4	3	0
Write-In Totals	1	0	1	0
Write-In: Ayyadurai / Ellis	0	0	0	0
Write-In: Boddie / Stoneham	0	0	0	0
Write-In: De la Cruz / Garcia	0	0	0	0
Write-In: Shelton / Serra	0	0	0	0
Write-In: Skousen / Combs	0	0	0	0
Not Assigned	1	0	1	0
Total Votes Cast	1,623	281	1,335	7

U.S. Senator

Vote For 1	TOTAL	Polls	Early Provisional	s
GALLEGO, RUBEN	807	85	717	5
LAKE, KARI	734	173	558	3
QUINTANA, EDUARDO	50	16	34	0
Write-In Totals	4	0	4	0
Write-In: Williams, Sarah	0	0	0	0
Write-In: Beckett, Christopher	0	0	0	0
Write-In: Sanders, Steven Cavin	0	0	0	0
Write-In: Bozic, David	0	0	0	0
Write-In: Petty, Shawn	0	0	0	0
Write-In: Rodriguez, Benjamin	0	0	0	0
Write-In: Prosser, Jannie "Jannie"	1	0	1	0
Not Assigned	3	0	3	0
Total Votes Cast	1,595	274	1,313	8

Summary Results Report
 General Election
 November 5, 2024

OFFICIAL RESULTS
 Summary of Votes Cast
 County of Pima

Precinct 185

U.S. Representative in Congress District 6

Vote For 1

	TOTAL	Polls	Early Provisional	s
ENGEL, KIRSTEN	739	72	663	4
CISCOMANI, JUAN	781	189	589	3
EASTWOOD, ATHENA	58	10	48	0
Write-In Totals	0	0	0	0
Write-In: Pozzolo, Luis	0	0	0	0
Not Assigned	0	0	0	0
Total Votes Cast	1,578	271	1,300	7

State Senator District 18

Vote For 1

	TOTAL	Polls	Early Provisional	s
SUNDARESHAN, PRIYA	977	133	840	4
Write-In Totals	48	19	29	0
Not Assigned	48	19	29	0
Total Votes Cast	1,025	152	869	4

State Representative Dist. 18

Vote For 2

	TOTAL	Polls	Early Provisional	s
GUTIERREZ, NANCY	712	61	648	3
MATHIS, CHRIS	688	66	620	2
ROSENBLUM, LEONARD "LEN"	761	173	585	3
Write-In Totals	6	1	5	0
Not Assigned	6	1	5	0
Total Votes Cast	2,167	301	1,858	8

Corporation Commissioner

Vote For 3

	TOTAL	Polls	Early Provisional	s
AGUILAR, YLENIA	688	58	629	1
HILL, JONATHON	656	53	601	2
POLACHECK, JOSHUA	656	57	596	3
LOPEZ, RENE	646	131	512	3
MARQUEZ PETERSON, LEA	623	122	501	0
WALDEN, RACHEL	676	138	537	1
CEASE, MIKE	41	16	25	0
LUXENBERG, NINA	57	16	41	0
Write-In Totals	1	0	1	0
Write-In: Bertone, Frank	0	0	0	0
Not Assigned	1	0	1	0
Total Votes Cast	4,044	591	3,443	10

Precinct 185

Board of Supervisors District 1

Vote For 1

	TOTAL	Polls	Early Provisional	S
SCOTT, REX	766	80	681	5
SPAIN, STEVE	785	179	604	2
Write-In Totals	1	0	1	0
Not Assigned	1	0	1	0
Total Votes Cast	1,552	259	1,286	7

County Assessor

Vote For 1

	TOTAL	Polls	Early Provisional	S
DROUBIE, SUZANNE	985	135	846	4
Write-In Totals	37	17	20	0
Not Assigned	37	17	20	0
Total Votes Cast	1,022	152	866	4

County Attorney

Vote For 1

	TOTAL	Polls	Early Provisional	S
CONOVER, LAURA	846	98	744	4
DRUAN, HOWARD	324	82	241	1
Write-In Totals	19	5	14	0
Not Assigned	19	5	14	0
Total Votes Cast	1,189	185	999	5

County Recorder

Vote For 1

	TOTAL	Polls	Early Provisional	S
CÁZARES-KELLY, GABRIELLA	782	75	703	4
CAMPBELL-GONZALEZ, DOMINIC	719	173	544	2
Write-In Totals	1	0	1	0
Not Assigned	1	0	1	0
Total Votes Cast	1,502	248	1,248	6

County Sheriff

Vote For 1

	TOTAL	Polls	Early Provisional	S
NANOS, CHRIS	656	65	588	3
LAPPIN, HEATHER	887	197	686	4
Write-In Totals	5	0	5	0
Write-In: Di Genova, Trista	1	0	1	0
Not Assigned	4	0	4	0
Total Votes Cast	1,548	262	1,279	7

Precinct 185

County Superintendent of Schools

Vote For 1

	TOTAL	Polls	Early Provisional	S
WILLIAMS, DUSTIN	974	138	833	3
Write-In Totals	31	10	21	0
Not Assigned	31	10	21	0
Total Votes Cast	1,005	148	854	3

County Treasurer

Vote For 1

	TOTAL	Polls	Early Provisional	S
JOHNSON, BRIAN	706	65	638	3
ACKERLEY, CHRIS	815	187	624	4
Write-In Totals	2	0	2	0
Not Assigned	2	0	2	0
Total Votes Cast	1,523	252	1,264	7

Justice of the Peace Precinct 6

Vote For 1

	TOTAL	Polls	Early Provisional	S
BALL, ALEXANDER	990	142	844	4
Write-In Totals	32	12	20	0
Not Assigned	32	12	20	0
Total Votes Cast	1,022	154	864	4

Constable Precinct 6

Vote For 1

	TOTAL	Polls	Early Provisional	S
BERNAL, BENNETT L.	981	140	837	4
Write-In Totals	31	11	20	0
Not Assigned	31	11	20	0
Total Votes Cast	1,012	151	857	4

KING, KATHRYN H.

Vote For 1

	TOTAL	Polls	Early Provisional	S
Yes / Si	712	135	572	5
No	568	63	504	1
Total Votes Cast	1,280	198	1,076	6

BOLICK, CLINT

Vote For 1

	TOTAL	Polls	Early Provisional	S
Yes / Si	707	123	580	4
No	561	70	489	2
Total Votes Cast	1,268	193	1,069	6

Precinct 185

ECKERSTROM, PETER J.

Vote For 1

	TOTAL	Polls	Early Provisional	S
Yes / Si	873	133	736	4
No	295	51	242	2
Total Votes Cast	1,168	184	978	6

STARING, CHRISTOPHER P.

Vote For 1

	TOTAL	Polls	Early Provisional	S
Yes / Si	831	134	692	5
No	325	51	273	1
Total Votes Cast	1,156	185	965	6

GRIFFIN, BRENDEN J.

Vote For 1

	TOTAL	Polls	Early Provisional	S
Yes / Si	819	130	687	2
No	317	52	263	2
Total Votes Cast	1,136	182	950	4

LEE, KENNETH

Vote For 1

	TOTAL	Polls	Early Provisional	S
Yes / Si	822	125	695	2
No	310	53	255	2
Total Votes Cast	1,132	178	950	4

BRYSON, KYLE A.

Vote For 1

	TOTAL	Polls	Early Provisional	S
Yes / Si	843	126	714	3
No	284	51	232	1
Total Votes Cast	1,127	177	946	4

COHEN, GARY J.

Vote For 1

	TOTAL	Polls	Early Provisional	S
Yes / Si	824	129	693	2
No	301	51	248	2
Total Votes Cast	1,125	180	941	4

Precinct 185

GORDON, RICHARD E.

Vote For 1

	TOTAL	Polls	Early Provisional	S
Yes / Si	835	135	697	3
No	290	46	243	1
Total Votes Cast	1,125	181	940	4

BUTLER, MICHAEL J.

Vote For 1

	TOTAL	Polls	Early Provisional	S
Yes / Si	836	132	702	2
No	295	48	245	2
Total Votes Cast	1,131	180	947	4

YEHLING, WAYNE E.

Vote For 1

	TOTAL	Polls	Early Provisional	S
Yes / Si	799	124	674	1
No	331	55	273	3
Total Votes Cast	1,130	179	947	4

CONSTANT, DANIELLE J.K.

Vote For 1

	TOTAL	Polls	Early Provisional	S
Yes / Si	804	131	672	1
No	318	50	265	3
Total Votes Cast	1,122	181	937	4

METCALF, D. DOUGLAS

Vote For 1

	TOTAL	Polls	Early Provisional	S
Yes / Si	821	129	689	3
No	310	50	259	1
Total Votes Cast	1,131	179	948	4

MCGINLEY, CASEY F.

Vote For 1

	TOTAL	Polls	Early Provisional	S
Yes / Si	830	124	704	2
No	295	55	238	2
Total Votes Cast	1,125	179	942	4

Precinct 185

SAKALL, GREG

Vote For 1

	TOTAL	Polls	Early Provisional	S
Yes / Si	809	124	683	2
No	328	55	271	2
Total Votes Cast	1,137	179	954	4

WAGENER, JOAN L.

Vote For 1

	TOTAL	Polls	Early Provisional	S
Yes / Si	822	127	693	2
No	307	54	251	2
Total Votes Cast	1,129	181	944	4

JOHNSON, KELLIE L.

Vote For 1

	TOTAL	Polls	Early Provisional	S
Yes / Si	745	127	615	3
No	399	53	345	1
Total Votes Cast	1,144	180	960	4

ORTIZ, KIMBERLY H.

Vote For 1

	TOTAL	Polls	Early Provisional	S
Yes / Si	829	130	697	2
No	300	51	247	2
Total Votes Cast	1,129	181	944	4

MCDONALD, SCOTT DAVID

Vote For 1

	TOTAL	Polls	Early Provisional	S
Yes / Si	806	131	674	1
No	316	49	264	3
Total Votes Cast	1,122	180	938	4

ABRAMS, LISA ILKA

Vote For 1

	TOTAL	Polls	Early Provisional	S
Yes / Si	846	131	712	3
No	294	48	245	1
Total Votes Cast	1,140	179	957	4

Precinct 185

Governing Board - Marana Unified School District No. 6

Vote For 3

	TOTAL	Polls	Early Provisional	S
ALEXANDER, ROY	534	83	447	4
HOLT, HUNTER D.	708	94	613	1
RAYMOND, CATHIE	643	81	560	2
ROBERTS, MIKAIL	452	71	379	2
WILLARD, DAVID	509	79	429	1
Write-In Totals	27	4	23	0
Not Assigned	27	4	23	0
Total Votes Cast	2,873	412	2,451	10

PROPOSITION 133

Vote For 1

	TOTAL	Polls	Early Provisional	S
Yes / Si	562	125	436	1
No	869	117	747	5
Total Votes Cast	1,431	242	1,183	6

PROPOSITION 134

Vote For 1

	TOTAL	Polls	Early Provisional	S
Yes / Si	555	114	437	4
No	890	124	764	2
Total Votes Cast	1,445	238	1,201	6

PROPOSITION 135

Vote For 1

	TOTAL	Polls	Early Provisional	S
Yes / Si	602	134	466	2
No	824	98	722	4
Total Votes Cast	1,426	232	1,188	6

PROPOSITION 136

Vote For 1

	TOTAL	Polls	Early Provisional	S
Yes / Si	478	109	367	2
No	921	119	798	4
Total Votes Cast	1,399	228	1,165	6

PROPOSITION 137

Vote For 1

	TOTAL	Polls	Early Provisional	S
Yes / Si	262	60	201	1
No	1,150	171	973	6
Total Votes Cast	1,412	231	1,174	7

Precinct 185

PROPOSITION 138

Vote For 1

	TOTAL	Polls	Early Provisional	S
Yes / Si	306	64	242	0
No	1,158	178	974	6
Total Votes Cast	1,464	242	1,216	6

PROPOSITION 139

Vote For 1

	TOTAL	Polls	Early Provisional	S
Yes / Si	994	134	855	5
No	556	135	419	2
Total Votes Cast	1,550	269	1,274	7

PROPOSITION 140

Vote For 1

	TOTAL	Polls	Early Provisional	S
Yes / Si	674	128	542	4
No	844	127	714	3
Total Votes Cast	1,518	255	1,256	7

PROPOSITION 311

Vote For 1

	TOTAL	Polls	Early Provisional	S
Yes / Si	989	205	778	6
No	536	53	481	2
Total Votes Cast	1,525	258	1,259	8

PROPOSITION 312

Vote For 1

	TOTAL	Polls	Early Provisional	S
Yes / Si	873	182	686	5
No	624	66	557	1
Total Votes Cast	1,497	248	1,243	6

PROPOSITION 313

Vote For 1

	TOTAL	Polls	Early Provisional	S
Yes / Si	956	200	752	4
No	525	47	476	2
Total Votes Cast	1,481	247	1,228	6

Precinct 185

PROPOSITION 314

Vote For 1

	TOTAL	Polls	Early Provisional	S
Yes / Sí	864	181	678	5
No	606	60	544	2
Total Votes Cast	1,470	241	1,222	7

PROPOSITION 315

Vote For 1

	TOTAL	Polls	Early Provisional	S
Yes / Sí	623	139	482	2
No	782	84	694	4
Total Votes Cast	1,405	223	1,176	6

PROPOSITION 411 - Marana Unified School District No. 6

Vote For 1

	TOTAL	Polls	Early Provisional	S
Budget Increase, Yes / Aumento al Presupuesto, Sí	810	136	671	3
Budget Increase, No / Aumento al Presupuesto, No	626	102	520	4
Total Votes Cast	1,436	238	1,191	7

Summary Results Report
 General Election
 November 5, 2024

OFFICIAL RESULTS
 Summary of Votes Cast
 County of Pima

Precinct 186

Statistics	TOTAL	Polls	Early Provisional	S
Registered Voters - Total	338			
Ballots Cast - Total	316	15	299	2
Ballots Cast - Blank	3	0	2	1
Voter Turnout - Total	93.49%			

Presidential Electors

Vote For 1	TOTAL	Polls	Early Provisional	S
HARRIS, KAMALA D.	160	5	154	1
TRUMP, DONALD J.	146	10	135	1
OLIVER, CHASE	7	0	7	0
STEIN, JILL	2	0	2	0
Write-In Totals	0	0	0	0
Write-In: Ayyadurai / Ellis	0	0	0	0
Write-In: Boddie / Stoneham	0	0	0	0
Write-In: De la Cruz / Garcia	0	0	0	0
Write-In: Shelton / Serra	0	0	0	0
Write-In: Skousen / Combs	0	0	0	0
Not Assigned	0	0	0	0
Total Votes Cast	315	15	298	2

U.S. Senator

Vote For 1	TOTAL	Polls	Early Provisional	S
GALLEGO, RUBEN	168	5	162	1
LAKE, KARI	134	10	124	0
QUINTANA, EDUARDO	6	0	6	0
Write-In Totals	3	0	3	0
Write-In: Williams, Sarah	0	0	0	0
Write-In: Beckett, Christopher	2	0	2	0
Write-In: Sanders, Steven Cavin	0	0	0	0
Write-In: Bozic, David	0	0	0	0
Write-In: Petty, Shawn	0	0	0	0
Write-In: Rodriguez, Benjamin	0	0	0	0
Write-In: Prosser, Jannie "Jannie"	0	0	0	0
Not Assigned	1	0	1	0
Total Votes Cast	311	15	295	1

U.S. Representative in Congress District 7

Vote For 1	TOTAL	Polls	Early Provisional	S
GRIJALVA, RAÚL M.	158	5	152	1
BUTIEREZ SR., DANIEL FRANCIS	146	10	136	0
Write-In Totals	0	0	0	0
Not Assigned	0	0	0	0
Total Votes Cast	304	15	288	1

Precinct 186

State Senator District 16

Vote For 1

	TOTAL	Polls	Early Provisional	S
SEAMAN, STACEY	154	4	149	1
SHOPE JR., THOMAS "T.J."	148	10	138	0
Write-In Totals	0	0	0	0
Not Assigned	0	0	0	0
Total Votes Cast	302	14	287	1

State Representative Dist. 16

Vote For 2

	TOTAL	Polls	Early Provisional	S
SEAMAN, KEITH	157	4	152	1
LOPEZ, CHRIS	136	7	129	0
MARTINEZ, TERESA	145	8	137	0
Write-In Totals	0	0	0	0
Not Assigned	0	0	0	0
Total Votes Cast	438	19	418	1

Corporation Commissioner

Vote For 3

	TOTAL	Polls	Early Provisional	S
AGUILAR, YLENIA	138	1	136	1
HILL, JONATHON	136	2	133	1
POLACHECK, JOSHUA	129	1	127	1
LOPEZ, RENE	138	8	130	0
MARQUEZ PETERSON, LEA	137	7	130	0
WALDEN, RACHEL	131	7	124	0
CEASE, MIKE	16	1	15	0
LUXENBERG, NINA	12	1	11	0
Write-In Totals	0	0	0	0
Write-In: Bertone, Frank	0	0	0	0
Not Assigned	0	0	0	0
Total Votes Cast	837	28	806	3

Board of Supervisors District 3

Vote For 1

	TOTAL	Polls	Early Provisional	S
ALLEN, JENNIFER "JEN"	147	4	142	1
WITTENBRAKER, JANET "JL"	143	10	133	0
BAH, IMAN-UTOPIA LAYJOU	11	0	11	0
Write-In Totals	0	0	0	0
Not Assigned	0	0	0	0
Total Votes Cast	301	14	286	1

Precinct 186

County Assessor

Vote For 1

	TOTAL	Polls	Early Provisional	S
DROUBIE, SUZANNE	195	9	185	1
Write-In Totals	10	1	9	0
Not Assigned	10	1	9	0
Total Votes Cast	205	10	194	1

County Attorney

Vote For 1

	TOTAL	Polls	Early Provisional	S
CONOVER, LAURA	168	5	162	1
DRUAN, HOWARD	69	8	61	0
Write-In Totals	4	0	4	0
Not Assigned	4	0	4	0
Total Votes Cast	241	13	227	1

County Recorder

Vote For 1

	TOTAL	Polls	Early Provisional	S
CÁZARES-KELLY, GABRIELLA	158	5	152	1
CAMPBELL-GONZALEZ, DOMINIC	140	9	131	0
Write-In Totals	0	0	0	0
Not Assigned	0	0	0	0
Total Votes Cast	298	14	283	1

County Sheriff

Vote For 1

	TOTAL	Polls	Early Provisional	S
NANOS, CHRIS	132	3	128	1
LAPPIN, HEATHER	171	12	159	0
Write-In Totals	1	0	1	0
Write-In: Di Genova, Trista	1	0	1	0
Not Assigned	0	0	0	0
Total Votes Cast	304	15	288	1

County Superintendent of Schools

Vote For 1

	TOTAL	Polls	Early Provisional	S
WILLIAMS, DUSTIN	193	10	182	1
Write-In Totals	6	1	5	0
Not Assigned	6	1	5	0
Total Votes Cast	199	11	187	1

Precinct 186

County Treasurer

Vote For 1

	TOTAL	Polls	Early Provisional	S
JOHNSON, BRIAN	147	6	140	1
ACKERLEY, CHRIS	153	9	144	0
Write-In Totals	0	0	0	0
Not Assigned	0	0	0	0
Total Votes Cast	300	15	284	1

Justice of the Peace Precinct 4

Vote For 1

	TOTAL	Polls	Early Provisional	S
PESQUIERA, CHARLENE	195	10	184	1
Write-In Totals	9	1	8	0
Not Assigned	9	1	8	0
Total Votes Cast	204	11	192	1

Constable Precinct 4

Vote For 1

	TOTAL	Polls	Early Provisional	S
ETHRIDGE-NIELSEN, TRACY	196	10	185	1
Write-In Totals	6	1	5	0
Not Assigned	6	1	5	0
Total Votes Cast	202	11	190	1

KING, KATHRYN H.

Vote For 1

	TOTAL	Polls	Early Provisional	S
Yes / Si	136	6	129	1
No	111	3	108	0
Total Votes Cast	247	9	237	1

BOLICK, CLINT

Vote For 1

	TOTAL	Polls	Early Provisional	S
Yes / Si	135	5	129	1
No	111	4	107	0
Total Votes Cast	246	9	236	1

ECKERSTROM, PETER J.

Vote For 1

	TOTAL	Polls	Early Provisional	S
Yes / Si	171	5	165	1
No	52	4	48	0
Total Votes Cast	223	9	213	1

Precinct 186

STARING, CHRISTOPHER P.

Vote For 1

	TOTAL	Polls	Early Provisional	S
Yes / Si	169	5	163	1
No	57	4	53	0
Total Votes Cast	226	9	216	1

GRIFFIN, BRENDEN J.

Vote For 1

	TOTAL	Polls	Early Provisional	S
Yes / Si	162	5	156	1
No	60	4	56	0
Total Votes Cast	222	9	212	1

LEE, KENNETH

Vote For 1

	TOTAL	Polls	Early Provisional	S
Yes / Si	166	5	160	1
No	58	4	54	0
Total Votes Cast	224	9	214	1

BRYSON, KYLE A.

Vote For 1

	TOTAL	Polls	Early Provisional	S
Yes / Si	166	5	161	0
No	55	4	51	0
Total Votes Cast	221	9	212	0

COHEN, GARY J.

Vote For 1

	TOTAL	Polls	Early Provisional	S
Yes / Si	162	4	157	1
No	59	5	54	0
Total Votes Cast	221	9	211	1

GORDON, RICHARD E.

Vote For 1

	TOTAL	Polls	Early Provisional	S
Yes / Si	159	5	154	0
No	61	4	57	0
Total Votes Cast	220	9	211	0

Precinct 186

BUTLER, MICHAEL J.

Vote For 1

	TOTAL	Polls	Early Provisional	S
Yes / Si	170	5	164	1
No	51	4	47	0
Total Votes Cast	221	9	211	1

YEHLING, WAYNE E.

Vote For 1

	TOTAL	Polls	Early Provisional	S
Yes / Si	162	4	157	1
No	60	5	55	0
Total Votes Cast	222	9	212	1

CONSTANT, DANIELLE J.K.

Vote For 1

	TOTAL	Polls	Early Provisional	S
Yes / Si	161	4	156	1
No	60	5	55	0
Total Votes Cast	221	9	211	1

METCALF, D. DOUGLAS

Vote For 1

	TOTAL	Polls	Early Provisional	S
Yes / Si	166	5	160	1
No	55	4	51	0
Total Votes Cast	221	9	211	1

MCGINLEY, CASEY F.

Vote For 1

	TOTAL	Polls	Early Provisional	S
Yes / Si	167	5	161	1
No	55	4	51	0
Total Votes Cast	222	9	212	1

SAKALL, GREG

Vote For 1

	TOTAL	Polls	Early Provisional	S
Yes / Si	162	4	157	1
No	61	4	57	0
Total Votes Cast	223	8	214	1

Precinct 186

WAGENER, JOAN L.

Vote For 1

	TOTAL	Polls	Early Provisional	S
Yes / Si	167	4	162	1
No	54	5	49	0
Total Votes Cast	221	9	211	1

JOHNSON, KELLIE L.

Vote For 1

	TOTAL	Polls	Early Provisional	S
Yes / Si	147	5	141	1
No	75	4	71	0
Total Votes Cast	222	9	212	1

ORTIZ, KIMBERLY H.

Vote For 1

	TOTAL	Polls	Early Provisional	S
Yes / Si	162	4	157	1
No	61	5	56	0
Total Votes Cast	223	9	213	1

MCDONALD, SCOTT DAVID

Vote For 1

	TOTAL	Polls	Early Provisional	S
Yes / Si	163	5	157	1
No	58	4	54	0
Total Votes Cast	221	9	211	1

ABRAMS, LISA ILKA

Vote For 1

	TOTAL	Polls	Early Provisional	S
Yes / Si	159	4	154	1
No	62	4	58	0
Total Votes Cast	221	8	212	1

Governing Board - Tucson Unified School District (TUSD) No. 1

Vote For 3

	TOTAL	Polls	Early Provisional	S
ACOSTA RUIZ, PILAR	0	0	0	0
FLORES, ESTEBAN	0	0	0	0
LUNA ROSE, NATALIE	0	0	0	0
SHAH, RAVI	0	0	0	0
SHAW, SADIE	0	0	0	0
Write-In Totals	0	0	0	0
Not Assigned	0	0	0	0
Total Votes Cast	0	0	0	0

Precinct 186

Governing Board - Flowing Wells Unified School District No. 8

Vote For 3

	TOTAL	Polls	Early Provisional	S
DAILY, KEVIN	153	7	145	1
DELGADO JR., JOSEPH	123	5	117	1
EFFING, WENDY J.	140	2	137	1
MILLER, STEPHANIE	173	4	169	0
Write-In Totals	10	2	8	0
Not Assigned	10	2	8	0
Total Votes Cast	599	20	576	3

Board of Governors - Pima Community College Dist. 3

Vote For 1

	TOTAL	Polls	Early Provisional	S
GARCIA, MARIA DE LA LUZ	92	3	88	1
RANDALL, KRISTEN	112	4	108	0
Write-In Totals	3	1	2	0
Not Assigned	3	1	2	0
Total Votes Cast	207	8	198	1

PROPOSITION 133

Vote For 1

	TOTAL	Polls	Early Provisional	S
Yes / Si	97	5	91	1
No	184	9	175	0
Total Votes Cast	281	14	266	1

PROPOSITION 134

Vote For 1

	TOTAL	Polls	Early Provisional	S
Yes / Si	109	7	102	0
No	176	8	167	1
Total Votes Cast	285	15	269	1

PROPOSITION 135

Vote For 1

	TOTAL	Polls	Early Provisional	S
Yes / Si	115	7	108	0
No	161	7	153	1
Total Votes Cast	276	14	261	1

PROPOSITION 136

Vote For 1

	TOTAL	Polls	Early Provisional	S
Yes / Si	94	4	90	0
No	184	10	173	1
Total Votes Cast	278	14	263	1

Precinct 186

PROPOSITION 137

Vote For 1

	TOTAL	Polls	Early Provisional	S
Yes / Si	56	4	52	0
No	220	11	208	1
Total Votes Cast	276	15	260	1

PROPOSITION 138

Vote For 1

	TOTAL	Polls	Early Provisional	S
Yes / Si	66	3	63	0
No	223	11	211	1
Total Votes Cast	289	14	274	1

PROPOSITION 139

Vote For 1

	TOTAL	Polls	Early Provisional	S
Yes / Si	190	10	179	1
No	113	5	108	0
Total Votes Cast	303	15	287	1

PROPOSITION 140

Vote For 1

	TOTAL	Polls	Early Provisional	S
Yes / Si	117	8	108	1
No	178	7	171	0
Total Votes Cast	295	15	279	1

PROPOSITION 311

Vote For 1

	TOTAL	Polls	Early Provisional	S
Yes / Si	176	11	165	0
No	124	4	119	1
Total Votes Cast	300	15	284	1

PROPOSITION 312

Vote For 1

	TOTAL	Polls	Early Provisional	S
Yes / Si	161	10	151	0
No	131	5	125	1
Total Votes Cast	292	15	276	1

Precinct 186

PROPOSITION 313

Vote For 1

	TOTAL	Polls	Early Provisional	S
Yes / Si	162	11	150	1
No	125	3	122	0
Total Votes Cast	287	14	272	1

PROPOSITION 314

Vote For 1

	TOTAL	Polls	Early Provisional	S
Yes / Si	163	12	151	0
No	124	3	120	1
Total Votes Cast	287	15	271	1

PROPOSITION 315

Vote For 1

	TOTAL	Polls	Early Provisional	S
Yes / Si	113	7	105	1
No	164	8	156	0
Total Votes Cast	277	15	261	1

Summary Results Report
 General Election
 November 5, 2024

OFFICIAL RESULTS
 Summary of Votes Cast
 County of Pima

Precinct 187

Statistics	TOTAL	Polls	Early Provisional	s
Registered Voters - Total	3,659			
Ballots Cast - Total	3,189	375	2,802	12
Ballots Cast - Blank	44	11	33	0
Voter Turnout - Total	87.16%			

Presidential Electors

Vote For 1	TOTAL	Polls	Early Provisional	s
HARRIS, KAMALA D.	1,646	124	1,520	2
TRUMP, DONALD J.	1,493	243	1,240	10
OLIVER, CHASE	13	2	11	0
STEIN, JILL	10	1	9	0
Write-In Totals	9	4	5	0
Write-In: Ayyadurai / Ellis	0	0	0	0
Write-In: Boddie / Stoneham	0	0	0	0
Write-In: De la Cruz / Garcia	1	1	0	0
Write-In: Shelton / Serra	0	0	0	0
Write-In: Skousen / Combs	0	0	0	0
Not Assigned	8	3	5	0
Total Votes Cast	3,171	374	2,785	12

U.S. Senator

Vote For 1	TOTAL	Polls	Early Provisional	s
GALLEGO, RUBEN	1,693	139	1,552	2
LAKE, KARI	1,367	215	1,143	9
QUINTANA, EDUARDO	56	10	45	1
Write-In Totals	8	1	7	0
Write-In: Williams, Sarah	0	0	0	0
Write-In: Beckett, Christopher	0	0	0	0
Write-In: Sanders, Steven Cavin	0	0	0	0
Write-In: Bozic, David	0	0	0	0
Write-In: Petty, Shawn	0	0	0	0
Write-In: Rodriguez, Benjamin	0	0	0	0
Write-In: Prosser, Jannie "Jannie"	0	0	0	0
Not Assigned	8	1	7	0
Total Votes Cast	3,124	365	2,747	12

Summary Results Report
 General Election
 November 5, 2024

OFFICIAL RESULTS
 Summary of Votes Cast
 County of Pima

Precinct 187

U.S. Representative in Congress District 6

Vote For 1

	TOTAL	Polls	Early Provisional	s
ENGEL, KIRSTEN	1,515	110	1,404	1
CISCOMANI, JUAN	1,519	239	1,272	8
EASTWOOD, ATHENA	60	11	46	3
Write-In Totals	9	2	7	0
Write-In: Pozzolo, Luis	4	1	3	0
Not Assigned	5	1	4	0
Total Votes Cast	3,103	362	2,729	12

State Senator District 18

Vote For 1

	TOTAL	Polls	Early Provisional	s
SUNDARESHAN, PRIYA	1,841	169	1,666	6
Write-In Totals	120	22	98	0
Not Assigned	120	22	98	0
Total Votes Cast	1,961	191	1,764	6

State Representative Dist. 18

Vote For 2

	TOTAL	Polls	Early Provisional	s
GUTIERREZ, NANCY	1,436	103	1,331	2
MATHIS, CHRIS	1,452	95	1,355	2
ROSENBLUM, LEONARD "LEN"	1,478	235	1,235	8
Write-In Totals	31	3	28	0
Not Assigned	31	3	28	0
Total Votes Cast	4,397	436	3,949	12

Corporation Commissioner

Vote For 3

	TOTAL	Polls	Early Provisional	s
AGUILAR, YLENIA	1,431	86	1,344	1
HILL, JONATHON	1,393	94	1,297	2
POLACHECK, JOSHUA	1,335	82	1,250	3
LOPEZ, RENE	1,274	186	1,081	7
MARQUEZ PETERSON, LEA	1,312	196	1,112	4
WALDEN, RACHEL	1,323	184	1,133	6
CEASE, MIKE	81	14	67	0
LUXENBERG, NINA	78	12	64	2
Write-In Totals	3	1	2	0
Write-In: Bertone, Frank	0	0	0	0
Not Assigned	3	1	2	0
Total Votes Cast	8,230	855	7,350	25

Precinct 187

Board of Supervisors District 1

	TOTAL	Polls	Early Provisional	S
SCOTT, REX	1,516	112	1,402	2
SPAIN, STEVE	1,522	236	1,278	8
Write-In Totals	3	1	2	0
Not Assigned	3	1	2	0
Total Votes Cast	3,041	349	2,682	10

County Assessor

	TOTAL	Polls	Early Provisional	S
DROUBIE, SUZANNE	1,896	172	1,717	7
Write-In Totals	87	17	69	1
Not Assigned	87	17	69	1
Total Votes Cast	1,983	189	1,786	8

County Attorney

	TOTAL	Polls	Early Provisional	S
CONOVER, LAURA	1,673	142	1,529	2
DRUAN, HOWARD	558	84	468	6
Write-In Totals	47	6	41	0
Not Assigned	47	6	41	0
Total Votes Cast	2,278	232	2,038	8

County Recorder

	TOTAL	Polls	Early Provisional	S
CÁZARES-KELLY, GABRIELLA	1,574	112	1,460	2
CAMPBELL-GONZALEZ, DOMINIC	1,391	222	1,160	9
Write-In Totals	2	1	1	0
Not Assigned	2	1	1	0
Total Votes Cast	2,967	335	2,621	11

County Sheriff

	TOTAL	Polls	Early Provisional	S
NANOS, CHRIS	1,246	88	1,155	3
LAPPIN, HEATHER	1,789	269	1,512	8
Write-In Totals	7	1	6	0
Write-In: Di Genova, Trista	1	0	1	0
Not Assigned	6	1	5	0
Total Votes Cast	3,042	358	2,673	11

Precinct 187

County Superintendent of Schools

Vote For 1

	TOTAL	Polls	Early Provisional	S
WILLIAMS, DUSTIN	1,859	177	1,676	6
Write-In Totals	82	13	69	0
Not Assigned	82	13	69	0
Total Votes Cast	1,941	190	1,745	6

County Treasurer

Vote For 1

	TOTAL	Polls	Early Provisional	S
JOHNSON, BRIAN	1,446	95	1,349	2
ACKERLEY, CHRIS	1,540	239	1,293	8
Write-In Totals	2	1	1	0
Not Assigned	2	1	1	0
Total Votes Cast	2,988	335	2,643	10

Justice of the Peace Precinct 10

Vote For 1

	TOTAL	Polls	Early Provisional	S
FORMAN, ROBERT J.	2,065	282	1,774	9
Write-In Totals	49	8	40	1
Not Assigned	49	8	40	1
Total Votes Cast	2,114	290	1,814	10

Constable Precinct 10

Vote For 1

	TOTAL	Polls	Early Provisional	S
CAMMARANO, JOHN	2,055	277	1,769	9
Write-In Totals	45	8	36	1
Not Assigned	45	8	36	1
Total Votes Cast	2,100	285	1,805	10

KING, KATHRYN H.

Vote For 1

	TOTAL	Polls	Early Provisional	S
Yes / Si	1,342	190	1,144	8
No	1,162	88	1,070	4
Total Votes Cast	2,504	278	2,214	12

BOLICK, CLINT

Vote For 1

	TOTAL	Polls	Early Provisional	S
Yes / Si	1,298	183	1,106	9
No	1,184	92	1,089	3
Total Votes Cast	2,482	275	2,195	12

Precinct 187

ECKERSTROM, PETER J.

Vote For 1

	TOTAL	Polls	Early Provisional	S
Yes / Si	1,717	178	1,530	9
No	537	72	462	3
Total Votes Cast	2,254	250	1,992	12

STARING, CHRISTOPHER P.

Vote For 1

	TOTAL	Polls	Early Provisional	S
Yes / Si	1,681	191	1,481	9
No	557	63	491	3
Total Votes Cast	2,238	254	1,972	12

GRIFFIN, BRENDEN J.

Vote For 1

	TOTAL	Polls	Early Provisional	S
Yes / Si	1,674	182	1,483	9
No	504	64	437	3
Total Votes Cast	2,178	246	1,920	12

LEE, KENNETH

Vote For 1

	TOTAL	Polls	Early Provisional	S
Yes / Si	1,697	182	1,506	9
No	496	62	431	3
Total Votes Cast	2,193	244	1,937	12

BRYSON, KYLE A.

Vote For 1

	TOTAL	Polls	Early Provisional	S
Yes / Si	1,718	182	1,527	9
No	465	62	400	3
Total Votes Cast	2,183	244	1,927	12

COHEN, GARY J.

Vote For 1

	TOTAL	Polls	Early Provisional	S
Yes / Si	1,706	183	1,514	9
No	453	61	389	3
Total Votes Cast	2,159	244	1,903	12

Precinct 187

GORDON, RICHARD E.

Vote For 1

	TOTAL	Polls	Early Provisional	S
Yes / Si	1,724	184	1,532	8
No	450	58	388	4
Total Votes Cast	2,174	242	1,920	12

BUTLER, MICHAEL J.

Vote For 1

	TOTAL	Polls	Early Provisional	S
Yes / Si	1,736	188	1,540	8
No	452	57	391	4
Total Votes Cast	2,188	245	1,931	12

YEHLING, WAYNE E.

Vote For 1

	TOTAL	Polls	Early Provisional	S
Yes / Si	1,685	177	1,499	9
No	499	67	429	3
Total Votes Cast	2,184	244	1,928	12

CONSTANT, DANIELLE J.K.

Vote For 1

	TOTAL	Polls	Early Provisional	S
Yes / Si	1,629	177	1,443	9
No	535	64	468	3
Total Votes Cast	2,164	241	1,911	12

METCALF, D. DOUGLAS

Vote For 1

	TOTAL	Polls	Early Provisional	S
Yes / Si	1,680	181	1,491	8
No	494	59	431	4
Total Votes Cast	2,174	240	1,922	12

MCGINLEY, CASEY F.

Vote For 1

	TOTAL	Polls	Early Provisional	S
Yes / Si	1,723	181	1,532	10
No	442	62	378	2
Total Votes Cast	2,165	243	1,910	12

Precinct 187

SAKALL, GREG

Vote For 1

	TOTAL	Polls	Early Provisional	S
Yes / Si	1,708	180	1,518	10
No	485	62	421	2
Total Votes Cast	2,193	242	1,939	12

WAGENER, JOAN L.

Vote For 1

	TOTAL	Polls	Early Provisional	S
Yes / Si	1,684	178	1,498	8
No	487	63	420	4
Total Votes Cast	2,171	241	1,918	12

JOHNSON, KELLIE L.

Vote For 1

	TOTAL	Polls	Early Provisional	S
Yes / Si	1,527	176	1,343	8
No	684	68	612	4
Total Votes Cast	2,211	244	1,955	12

ORTIZ, KIMBERLY H.

Vote For 1

	TOTAL	Polls	Early Provisional	S
Yes / Si	1,709	176	1,524	9
No	462	67	392	3
Total Votes Cast	2,171	243	1,916	12

MCDONALD, SCOTT DAVID

Vote For 1

	TOTAL	Polls	Early Provisional	S
Yes / Si	1,669	176	1,484	9
No	498	64	431	3
Total Votes Cast	2,167	240	1,915	12

ABRAMS, LISA ILKA

Vote For 1

	TOTAL	Polls	Early Provisional	S
Yes / Si	1,711	176	1,525	10
No	477	68	407	2
Total Votes Cast	2,188	244	1,932	12

Precinct 187

PROPOSITION 133

Vote For 1

	TOTAL	Polls	Early Provisional	S
Yes / Si	1,029	157	866	6
No	1,799	184	1,610	5
Total Votes Cast	2,828	341	2,476	11

PROPOSITION 134

Vote For 1

	TOTAL	Polls	Early Provisional	S
Yes / Si	1,017	161	851	5
No	1,823	179	1,639	5
Total Votes Cast	2,840	340	2,490	10

PROPOSITION 135

Vote For 1

	TOTAL	Polls	Early Provisional	S
Yes / Si	1,154	191	957	6
No	1,631	147	1,481	3
Total Votes Cast	2,785	338	2,438	9

PROPOSITION 136

Vote For 1

	TOTAL	Polls	Early Provisional	S
Yes / Si	851	128	720	3
No	1,934	198	1,729	7
Total Votes Cast	2,785	326	2,449	10

PROPOSITION 137

Vote For 1

	TOTAL	Polls	Early Provisional	S
Yes / Si	555	92	459	4
No	2,234	243	1,986	5
Total Votes Cast	2,789	335	2,445	9

PROPOSITION 138

Vote For 1

	TOTAL	Polls	Early Provisional	S
Yes / Si	566	83	481	2
No	2,304	262	2,034	8
Total Votes Cast	2,870	345	2,515	10

Precinct 187

PROPOSITION 139

Vote For 1				
	TOTAL	Polls	Early Provisional	S
Yes / Si	1,967	175	1,786	6
No	1,090	178	906	6
Total Votes Cast	3,057	353	2,692	12

PROPOSITION 140

Vote For 1				
	TOTAL	Polls	Early Provisional	S
Yes / Si	1,102	134	960	8
No	1,873	211	1,658	4
Total Votes Cast	2,975	345	2,618	12

PROPOSITION 311

Vote For 1				
	TOTAL	Polls	Early Provisional	S
Yes / Si	1,863	258	1,595	10
No	1,114	91	1,021	2
Total Votes Cast	2,977	349	2,616	12

PROPOSITION 312

Vote For 1				
	TOTAL	Polls	Early Provisional	S
Yes / Si	1,618	234	1,374	10
No	1,337	107	1,228	2
Total Votes Cast	2,955	341	2,602	12

PROPOSITION 313

Vote For 1				
	TOTAL	Polls	Early Provisional	S
Yes / Si	1,662	238	1,416	8
No	1,267	103	1,163	1
Total Votes Cast	2,929	341	2,579	9

PROPOSITION 314

Vote For 1				
	TOTAL	Polls	Early Provisional	S
Yes / Si	1,674	244	1,422	8
No	1,240	94	1,145	1
Total Votes Cast	2,914	338	2,567	9

Precinct 187

PROPOSITION 315

Vote For 1

	TOTAL	Polls	Early Provisional	s
Yes / Sí	1,127	180	940	7
No	1,655	140	1,513	2
Total Votes Cast	2,782	320	2,453	9

PROPOSITION 412 - Amphitheater Unified School District No. 10

Vote For 1

	TOTAL	Polls	Early Provisional	s
Bond Approval, Yes / Aprobación de Bonos, Sí	1,582	177	1,398	7
Bond Approval, No / Aprobación de Bonos, No	1,184	135	1,048	1
Total Votes Cast	2,766	312	2,446	8

PROPOSITION 413 - Amphitheater Unified School District No. 10

Vote For 1

	TOTAL	Polls	Early Provisional	s
Budget Override Continuation, Yes / Continuación del Aumento al Presupuesto, Sí	1,539	185	1,348	6
Budget Override Continuation, No / Continuación del Aumento al Presupuesto, No	1,236	130	1,105	1
Total Votes Cast	2,775	315	2,453	7

Summary Results Report
 General Election
 November 5, 2024

OFFICIAL RESULTS
 Summary of Votes Cast
 County of Pima

Precinct 188

Statistics	TOTAL	Polls	Early Provisional	s
Registered Voters - Total	2,800			
Ballots Cast - Total	2,372	406	1,954	12
Ballots Cast - Blank	25	13	12	0
Voter Turnout - Total	84.71%			

Presidential Electors

Vote For 1	TOTAL	Polls	Early Provisional	s
HARRIS, KAMALA D.	930	96	831	3
TRUMP, DONALD J.	1,395	300	1,086	9
OLIVER, CHASE	16	3	13	0
STEIN, JILL	8	2	6	0
Write-In Totals	7	1	6	0
Write-In: Ayyadurai / Ellis	0	0	0	0
Write-In: Boddie / Stoneham	0	0	0	0
Write-In: De la Cruz / Garcia	0	0	0	0
Write-In: Shelton / Serra	0	0	0	0
Write-In: Skousen / Combs	0	0	0	0
Not Assigned	7	1	6	0
Total Votes Cast	2,356	402	1,942	12

U.S. Senator

Vote For 1	TOTAL	Polls	Early Provisional	s
GALLEGO, RUBEN	979	107	870	2
LAKE, KARI	1,285	271	1,005	9
QUINTANA, EDUARDO	51	16	35	0
Write-In Totals	5	1	4	0
Write-In: Williams, Sarah	0	0	0	0
Write-In: Beckett, Christopher	0	0	0	0
Write-In: Sanders, Steven Cavin	0	0	0	0
Write-In: Bozic, David	0	0	0	0
Write-In: Petty, Shawn	0	0	0	0
Write-In: Rodriguez, Benjamin	0	0	0	0
Write-In: Prosser, Jannie "Jannie"	0	0	0	0
Not Assigned	5	1	4	0
Total Votes Cast	2,320	395	1,914	11

Summary Results Report
 General Election
 November 5, 2024

OFFICIAL RESULTS
 Summary of Votes Cast
 County of Pima

Precinct 188

U.S. Representative in Congress District 6

Vote For 1

	TOTAL	Polls	Early Provisional	S
ENGEL, KIRSTEN	881	93	787	1
CISCOMANI, JUAN	1,351	288	1,055	8
EASTWOOD, ATHENA	77	16	60	1
Write-In Totals	5	0	5	0
Write-In: Pozzolo, Luis	0	0	0	0
Not Assigned	5	0	5	0
Total Votes Cast	2,314	397	1,907	10

State Senator District 17

Vote For 1

	TOTAL	Polls	Early Provisional	S
MCLEAN, JOHN	941	105	835	1
LEACH, VENDEN "VINCE"	1,337	282	1,046	9
Write-In Totals	3	0	3	0
Not Assigned	3	0	3	0
Total Votes Cast	2,281	387	1,884	10

State Representative Dist. 17

Vote For 2

	TOTAL	Polls	Early Provisional	S
VOLK, KEVIN	930	104	825	1
JONES, RACHEL	1,164	219	939	6
MCGARR, CORY	1,244	252	984	8
Write-In Totals	12	2	10	0
Not Assigned	12	2	10	0
Total Votes Cast	3,350	577	2,758	15

Corporation Commissioner

Vote For 3

	TOTAL	Polls	Early Provisional	S
AGUILAR, YLENIA	807	87	718	2
HILL, JONATHON	811	73	736	2
POLACHECK, JOSHUA	750	63	686	1
LOPEZ, RENE	1,187	224	955	8
MARQUEZ PETERSON, LEA	1,179	214	959	6
WALDEN, RACHEL	1,231	243	980	8
CEASE, MIKE	64	14	50	0
LUXENBERG, NINA	71	17	54	0
Write-In Totals	0	0	0	0
Write-In: Bertone, Frank	0	0	0	0
Not Assigned	0	0	0	0
Total Votes Cast	6,100	935	5,138	27

Precinct 188

Board of Supervisors District 1

	TOTAL	Polls	Early Provisional	S
SCOTT, REX	870	96	772	2
SPAIN, STEVE	1,392	288	1,095	9
Write-In Totals	0	0	0	0
Not Assigned	0	0	0	0
Total Votes Cast	2,262	384	1,867	11

County Assessor

	TOTAL	Polls	Early Provisional	S
DROUBIE, SUZANNE	1,251	195	1,051	5
Write-In Totals	93	25	68	0
Not Assigned	93	25	68	0
Total Votes Cast	1,344	220	1,119	5

County Attorney

	TOTAL	Polls	Early Provisional	S
CONOVER, LAURA	1,029	124	900	5
DRUAN, HOWARD	516	129	386	1
Write-In Totals	58	14	44	0
Not Assigned	58	14	44	0
Total Votes Cast	1,603	267	1,330	6

County Recorder

	TOTAL	Polls	Early Provisional	S
CÁZARES-KELLY, GABRIELLA	895	94	798	3
CAMPBELL-GONZALEZ, DOMINIC	1,311	279	1,024	8
Write-In Totals	0	0	0	0
Not Assigned	0	0	0	0
Total Votes Cast	2,206	373	1,822	11

County Sheriff

	TOTAL	Polls	Early Provisional	S
NANOS, CHRIS	780	82	694	4
LAPPIN, HEATHER	1,480	303	1,169	8
Write-In Totals	6	0	6	0
Write-In: Di Genova, Trista	0	0	0	0
Not Assigned	6	0	6	0
Total Votes Cast	2,266	385	1,869	12

Precinct 188

County Superintendent of Schools

Vote For 1

	TOTAL	Polls	Early Provisional	S
WILLIAMS, DUSTIN	1,244	197	1,043	4
Write-In Totals	83	22	61	0
Not Assigned	83	22	61	0
Total Votes Cast	1,327	219	1,104	4

County Treasurer

Vote For 1

	TOTAL	Polls	Early Provisional	S
JOHNSON, BRIAN	818	83	732	3
ACKERLEY, CHRIS	1,404	292	1,103	9
Write-In Totals	2	0	2	0
Not Assigned	2	0	2	0
Total Votes Cast	2,224	375	1,837	12

Justice of the Peace Precinct 10

Vote For 1

	TOTAL	Polls	Early Provisional	S
FORMAN, ROBERT J.	1,642	324	1,310	8
Write-In Totals	35	3	32	0
Not Assigned	35	3	32	0
Total Votes Cast	1,677	327	1,342	8

Constable Precinct 10

Vote For 1

	TOTAL	Polls	Early Provisional	S
CAMMARANO, JOHN	1,646	327	1,310	9
Write-In Totals	32	5	27	0
Not Assigned	32	5	27	0
Total Votes Cast	1,678	332	1,337	9

KING, KATHRYN H.

Vote For 1

	TOTAL	Polls	Early Provisional	S
Yes / Si	1,157	195	955	7
No	678	97	581	0
Total Votes Cast	1,835	292	1,536	7

BOLICK, CLINT

Vote For 1

	TOTAL	Polls	Early Provisional	S
Yes / Si	1,132	194	931	7
No	690	95	595	0
Total Votes Cast	1,822	289	1,526	7

Precinct 188

ECKERSTROM, PETER J.

Vote For 1

	TOTAL	Polls	Early Provisional	S
Yes / Si	1,210	188	1,016	6
No	465	92	373	0
Total Votes Cast	1,675	280	1,389	6

STARING, CHRISTOPHER P.

Vote For 1

	TOTAL	Polls	Early Provisional	S
Yes / Si	1,257	197	1,054	6
No	411	77	334	0
Total Votes Cast	1,668	274	1,388	6

GRIFFIN, BRENDEN J.

Vote For 1

	TOTAL	Polls	Early Provisional	S
Yes / Si	1,155	189	960	6
No	411	79	332	0
Total Votes Cast	1,566	268	1,292	6

LEE, KENNETH

Vote For 1

	TOTAL	Polls	Early Provisional	S
Yes / Si	1,173	180	987	6
No	399	85	314	0
Total Votes Cast	1,572	265	1,301	6

BRYSON, KYLE A.

Vote For 1

	TOTAL	Polls	Early Provisional	S
Yes / Si	1,182	184	992	6
No	390	82	308	0
Total Votes Cast	1,572	266	1,300	6

COHEN, GARY J.

Vote For 1

	TOTAL	Polls	Early Provisional	S
Yes / Si	1,165	183	976	6
No	386	80	306	0
Total Votes Cast	1,551	263	1,282	6

Precinct 188

GORDON, RICHARD E.

Vote For 1

	TOTAL	Polls	Early Provisional	S
Yes / Si	1,172	181	986	5
No	387	82	304	1
Total Votes Cast	1,559	263	1,290	6

BUTLER, MICHAEL J.

Vote For 1

	TOTAL	Polls	Early Provisional	S
Yes / Si	1,195	185	1,005	5
No	366	78	287	1
Total Votes Cast	1,561	263	1,292	6

YEHLING, WAYNE E.

Vote For 1

	TOTAL	Polls	Early Provisional	S
Yes / Si	1,150	177	968	5
No	402	83	318	1
Total Votes Cast	1,552	260	1,286	6

CONSTANT, DANIELLE J.K.

Vote For 1

	TOTAL	Polls	Early Provisional	S
Yes / Si	1,139	178	955	6
No	423	87	336	0
Total Votes Cast	1,562	265	1,291	6

METCALF, D. DOUGLAS

Vote For 1

	TOTAL	Polls	Early Provisional	S
Yes / Si	1,160	182	973	5
No	393	79	313	1
Total Votes Cast	1,553	261	1,286	6

MCGINLEY, CASEY F.

Vote For 1

	TOTAL	Polls	Early Provisional	S
Yes / Si	1,192	186	1,000	6
No	364	77	287	0
Total Votes Cast	1,556	263	1,287	6

Precinct 188

SAKALL, GREG

Vote For 1

	TOTAL	Polls	Early Provisional	S
Yes / Si	1,179	182	992	5
No	384	78	305	1
Total Votes Cast	1,563	260	1,297	6

WAGENER, JOAN L.

Vote For 1

	TOTAL	Polls	Early Provisional	S
Yes / Si	1,155	178	972	5
No	391	84	306	1
Total Votes Cast	1,546	262	1,278	6

JOHNSON, KELLIE L.

Vote For 1

	TOTAL	Polls	Early Provisional	S
Yes / Si	1,092	178	908	6
No	486	84	402	0
Total Votes Cast	1,578	262	1,310	6

ORTIZ, KIMBERLY H.

Vote For 1

	TOTAL	Polls	Early Provisional	S
Yes / Si	1,170	183	982	5
No	384	77	306	1
Total Votes Cast	1,554	260	1,288	6

MCDONALD, SCOTT DAVID

Vote For 1

	TOTAL	Polls	Early Provisional	S
Yes / Si	1,165	185	975	5
No	379	74	304	1
Total Votes Cast	1,544	259	1,279	6

ABRAMS, LISA ILKA

Vote For 1

	TOTAL	Polls	Early Provisional	S
Yes / Si	1,185	191	988	6
No	379	72	307	0
Total Votes Cast	1,564	263	1,295	6

Precinct 188

PROPOSITION 133

Vote For 1

	TOTAL	Polls	Early Provisional	S
Yes / Si	993	195	791	7
No	1,133	164	964	5
Total Votes Cast	2,126	359	1,755	12

PROPOSITION 134

Vote For 1

	TOTAL	Polls	Early Provisional	S
Yes / Si	997	199	791	7
No	1,135	165	965	5
Total Votes Cast	2,132	364	1,756	12

PROPOSITION 135

Vote For 1

	TOTAL	Polls	Early Provisional	S
Yes / Si	1,106	224	873	9
No	1,007	133	872	2
Total Votes Cast	2,113	357	1,745	11

PROPOSITION 136

Vote For 1

	TOTAL	Polls	Early Provisional	S
Yes / Si	883	180	696	7
No	1,209	168	1,037	4
Total Votes Cast	2,092	348	1,733	11

PROPOSITION 137

Vote For 1

	TOTAL	Polls	Early Provisional	S
Yes / Si	553	128	422	3
No	1,545	225	1,313	7
Total Votes Cast	2,098	353	1,735	10

PROPOSITION 138

Vote For 1

	TOTAL	Polls	Early Provisional	S
Yes / Si	497	105	387	5
No	1,674	264	1,404	6
Total Votes Cast	2,171	369	1,791	11

Precinct 188

PROPOSITION 139

Vote For 1

	TOTAL	Polls	Early Provisional	S
Yes / Si	1,265	188	1,071	6
No	1,035	199	831	5
Total Votes Cast	2,300	387	1,902	11

PROPOSITION 140

Vote For 1

	TOTAL	Polls	Early Provisional	S
Yes / Si	872	165	702	5
No	1,375	209	1,159	7
Total Votes Cast	2,247	374	1,861	12

PROPOSITION 311

Vote For 1

	TOTAL	Polls	Early Provisional	S
Yes / Si	1,552	275	1,267	10
No	698	99	597	2
Total Votes Cast	2,250	374	1,864	12

PROPOSITION 312

Vote For 1

	TOTAL	Polls	Early Provisional	S
Yes / Si	1,400	255	1,135	10
No	817	113	703	1
Total Votes Cast	2,217	368	1,838	11

PROPOSITION 313

Vote For 1

	TOTAL	Polls	Early Provisional	S
Yes / Si	1,481	275	1,196	10
No	733	95	636	2
Total Votes Cast	2,214	370	1,832	12

PROPOSITION 314

Vote For 1

	TOTAL	Polls	Early Provisional	S
Yes / Si	1,526	286	1,230	10
No	664	78	584	2
Total Votes Cast	2,190	364	1,814	12

Precinct 188

PROPOSITION 315

Vote For 1

	TOTAL	Polls	Early Provisional	s
Yes / Sí	1,096	215	872	9
No	1,003	128	874	1
Total Votes Cast	2,099	343	1,746	10

PROPOSITION 412 - Amphitheater Unified School District No. 10

Vote For 1

	TOTAL	Polls	Early Provisional	s
Bond Approval, Yes / Aprobación de Bonos, Sí	908	131	772	5
Bond Approval, No / Aprobación de Bonos, No	1,143	197	942	4
Total Votes Cast	2,051	328	1,714	9

PROPOSITION 413 - Amphitheater Unified School District No. 10

Vote For 1

	TOTAL	Polls	Early Provisional	s
Budget Override Continuation, Yes / Continuación del Aumento al Presupuesto, Sí	916	147	761	8
Budget Override Continuation, No / Continuación del Aumento al Presupuesto, No	1,157	197	957	3
Total Votes Cast	2,073	344	1,718	11

Summary Results Report
 General Election
 November 5, 2024

OFFICIAL RESULTS
 Summary of Votes Cast
 County of Pima

Precinct 189

Statistics	TOTAL	Polls	Early Provisional	s
Registered Voters - Total	1,672			
Ballots Cast - Total	1,369	185	1,177	7
Ballots Cast - Blank	22	10	12	0
Voter Turnout - Total	81.88%			

Presidential Electors

Vote For 1	TOTAL	Polls	Early Provisional	s
HARRIS, KAMALA D.	922	89	830	3
TRUMP, DONALD J.	416	91	321	4
OLIVER, CHASE	5	1	4	0
STEIN, JILL	16	2	14	0
Write-In Totals	3	2	1	0
Write-In: Ayyadurai / Ellis	0	0	0	0
Write-In: Boddie / Stoneham	0	0	0	0
Write-In: De la Cruz / Garcia	1	1	0	0
Write-In: Shelton / Serra	0	0	0	0
Write-In: Skousen / Combs	0	0	0	0
Not Assigned	2	1	1	0
Total Votes Cast	1,362	185	1,170	7

U.S. Senator

Vote For 1	TOTAL	Polls	Early Provisional	s
GALLEGO, RUBEN	932	88	840	4
LAKE, KARI	362	80	280	2
QUINTANA, EDUARDO	42	11	31	0
Write-In Totals	3	0	3	0
Write-In: Williams, Sarah	0	0	0	0
Write-In: Beckett, Christopher	0	0	0	0
Write-In: Sanders, Steven Cavin	1	0	1	0
Write-In: Bozic, David	0	0	0	0
Write-In: Petty, Shawn	0	0	0	0
Write-In: Rodriguez, Benjamin	0	0	0	0
Write-In: Prosser, Jannie "Jannie"	0	0	0	0
Not Assigned	2	0	2	0
Total Votes Cast	1,339	179	1,154	6

U.S. Representative in Congress District 7

Vote For 1	TOTAL	Polls	Early Provisional	s
GRIJALVA, RAÚL M.	911	86	822	3
BUTIEREZ SR., DANIEL FRANCIS	407	88	316	3
Write-In Totals	5	0	5	0
Not Assigned	5	0	5	0
Total Votes Cast	1,323	174	1,143	6

Summary Results Report
 General Election
 November 5, 2024

OFFICIAL RESULTS
 Summary of Votes Cast
 County of Pima

Precinct 189

State Senator District 21

Vote For 1

	TOTAL	Polls	Early Provisional	s
GABALDÓN, ROSANNA	990	105	883	2
Write-In Totals	36	9	26	1
Not Assigned	36	9	26	1
Total Votes Cast	1,026	114	909	3

State Representative Dist. 21

Vote For 2

	TOTAL	Polls	Early Provisional	s
HERNANDEZ, CONSUELO	794	63	728	3
STAHL HAMILTON, STEPHANIE	834	64	768	2
KIBBEY, CHRISTOPHER	399	86	310	3
Write-In Totals	7	2	5	0
Not Assigned	7	2	5	0
Total Votes Cast	2,034	215	1,811	8

Corporation Commissioner

Vote For 3

	TOTAL	Polls	Early Provisional	s
AGUILAR, YLENIA	795	60	732	3
HILL, JONATHON	795	58	735	2
POLACHECK, JOSHUA	755	55	698	2
LOPEZ, RENE	323	57	264	2
MARQUEZ PETERSON, LEA	328	53	273	2
WALDEN, RACHEL	349	67	281	1
CEASE, MIKE	46	12	34	0
LUXENBERG, NINA	64	11	53	0
Write-In Totals	1	0	1	0
Write-In: Bertone, Frank	0	0	0	0
Not Assigned	1	0	1	0
Total Votes Cast	3,456	373	3,071	12

Board of Supervisors District 2

Vote For 1

	TOTAL	Polls	Early Provisional	s
HEINZ, MATT	903	84	815	4
BACKER, JOHN	393	85	307	1
Write-In Totals	1	0	1	0
Not Assigned	1	0	1	0
Total Votes Cast	1,297	169	1,123	5

Precinct 189

County Assessor

Vote For 1

	TOTAL	Polls	Early Provisional	S
DROUBIE, SUZANNE	984	104	878	2
Write-In Totals	32	9	23	0
Not Assigned	32	9	23	0
Total Votes Cast	1,016	113	901	2

County Attorney

Vote For 1

	TOTAL	Polls	Early Provisional	S
CONOVER, LAURA	887	80	804	3
DRUAN, HOWARD	211	49	161	1
Write-In Totals	22	3	19	0
Not Assigned	22	3	19	0
Total Votes Cast	1,120	132	984	4

County Recorder

Vote For 1

	TOTAL	Polls	Early Provisional	S
CÁZARES-KELLY, GABRIELLA	897	85	808	4
CAMPBELL-GONZALEZ, DOMINIC	373	82	289	2
Write-In Totals	2	1	1	0
Not Assigned	2	1	1	0
Total Votes Cast	1,272	168	1,098	6

County Sheriff

Vote For 1

	TOTAL	Polls	Early Provisional	S
NANOS, CHRIS	738	76	660	2
LAPPIN, HEATHER	519	91	426	2
Write-In Totals	3	0	3	0
Write-In: Di Genova, Trista	0	0	0	0
Not Assigned	3	0	3	0
Total Votes Cast	1,260	167	1,089	4

County Superintendent of Schools

Vote For 1

	TOTAL	Polls	Early Provisional	S
WILLIAMS, DUSTIN	972	103	866	3
Write-In Totals	33	9	24	0
Not Assigned	33	9	24	0
Total Votes Cast	1,005	112	890	3

Precinct 189

County Treasurer

Vote For 1

	TOTAL	Polls	Early Provisional	S
JOHNSON, BRIAN	832	73	756	3
ACKERLEY, CHRIS	442	91	349	2
Write-In Totals	3	0	3	0
Not Assigned	3	0	3	0
Total Votes Cast	1,277	164	1,108	5

Justice of the Peace Precinct 2

Vote For 1

	TOTAL	Polls	Early Provisional	S
CORNEJO, ERICA	974	104	865	5
Write-In Totals	32	8	24	0
Not Assigned	32	8	24	0
Total Votes Cast	1,006	112	889	5

KING, KATHRYN H.

Vote For 1

	TOTAL	Polls	Early Provisional	S
Yes / Si	485	70	413	2
No	638	68	569	1
Total Votes Cast	1,123	138	982	3

BOLICK, CLINT

Vote For 1

	TOTAL	Polls	Early Provisional	S
Yes / Si	456	74	380	2
No	652	63	588	1
Total Votes Cast	1,108	137	968	3

ECKERSTROM, PETER J.

Vote For 1

	TOTAL	Polls	Early Provisional	S
Yes / Si	816	98	717	1
No	206	31	173	2
Total Votes Cast	1,022	129	890	3

STARING, CHRISTOPHER P.

Vote For 1

	TOTAL	Polls	Early Provisional	S
Yes / Si	723	99	623	1
No	291	29	260	2
Total Votes Cast	1,014	128	883	3

Precinct 189

GRIFFIN, BRENDEN J.

Vote For 1

	TOTAL	Polls	Early Provisional	S
Yes / Si	718	95	622	1
No	253	31	221	1
Total Votes Cast	971	126	843	2

LEE, KENNETH

Vote For 1

	TOTAL	Polls	Early Provisional	S
Yes / Si	746	97	647	2
No	234	29	204	1
Total Votes Cast	980	126	851	3

BRYSON, KYLE A.

Vote For 1

	TOTAL	Polls	Early Provisional	S
Yes / Si	752	98	652	2
No	219	31	187	1
Total Votes Cast	971	129	839	3

COHEN, GARY J.

Vote For 1

	TOTAL	Polls	Early Provisional	S
Yes / Si	714	95	618	1
No	250	33	216	1
Total Votes Cast	964	128	834	2

GORDON, RICHARD E.

Vote For 1

	TOTAL	Polls	Early Provisional	S
Yes / Si	719	95	623	1
No	250	33	216	1
Total Votes Cast	969	128	839	2

BUTLER, MICHAEL J.

Vote For 1

	TOTAL	Polls	Early Provisional	S
Yes / Si	736	97	638	1
No	231	30	200	1
Total Votes Cast	967	127	838	2

Precinct 189

YEHLING, WAYNE E.

Vote For 1

	TOTAL	Polls	Early Provisional	S
Yes / Si	718	91	626	1
No	252	35	216	1
Total Votes Cast	970	126	842	2

CONSTANT, DANIELLE J.K.

Vote For 1

	TOTAL	Polls	Early Provisional	S
Yes / Si	709	92	616	1
No	259	34	224	1
Total Votes Cast	968	126	840	2

METCALF, D. DOUGLAS

Vote For 1

	TOTAL	Polls	Early Provisional	S
Yes / Si	725	90	634	1
No	240	36	203	1
Total Votes Cast	965	126	837	2

MCGINLEY, CASEY F.

Vote For 1

	TOTAL	Polls	Early Provisional	S
Yes / Si	731	90	640	1
No	233	35	197	1
Total Votes Cast	964	125	837	2

SAKALL, GREG

Vote For 1

	TOTAL	Polls	Early Provisional	S
Yes / Si	713	90	622	1
No	258	35	222	1
Total Votes Cast	971	125	844	2

WAGENER, JOAN L.

Vote For 1

	TOTAL	Polls	Early Provisional	S
Yes / Si	733	91	641	1
No	230	35	194	1
Total Votes Cast	963	126	835	2

Precinct 189

JOHNSON, KELLIE L.

Vote For 1

	TOTAL	Polls	Early Provisional	S
Yes / Si	581	79	501	1
No	403	48	354	1
Total Votes Cast	984	127	855	2

ORTIZ, KIMBERLY H.

Vote For 1

	TOTAL	Polls	Early Provisional	S
Yes / Si	737	94	642	1
No	232	33	198	1
Total Votes Cast	969	127	840	2

MCDONALD, SCOTT DAVID

Vote For 1

	TOTAL	Polls	Early Provisional	S
Yes / Si	697	93	603	1
No	274	33	240	1
Total Votes Cast	971	126	843	2

ABRAMS, LISA ILKA

Vote For 1

	TOTAL	Polls	Early Provisional	S
Yes / Si	742	93	648	1
No	233	33	198	2
Total Votes Cast	975	126	846	3

Governing Board - Tucson Unified School District (TUSD) No. 1

Vote For 3

	TOTAL	Polls	Early Provisional	S
ACOSTA RUIZ, PILAR	408	61	346	1
FLORES, ESTEBAN	294	34	259	1
LUNA ROSE, NATALIE	734	73	659	2
SHAH, RAVI	554	44	510	0
SHAW, SADIE	649	68	580	1
Write-In Totals	16	3	13	0
Not Assigned	16	3	13	0
Total Votes Cast	2,655	283	2,367	5

PROPOSITION 133

Vote For 1

	TOTAL	Polls	Early Provisional	S
Yes / Si	315	57	256	2
No	896	95	797	4
Total Votes Cast	1,211	152	1,053	6

Precinct 189

PROPOSITION 134

Vote For 1

	TOTAL	Polls	Early Provisional	S
Yes / Si	286	56	229	1
No	937	98	833	6
Total Votes Cast	1,223	154	1,062	7

PROPOSITION 135

Vote For 1

	TOTAL	Polls	Early Provisional	S
Yes / Si	386	80	305	1
No	815	72	738	5
Total Votes Cast	1,201	152	1,043	6

PROPOSITION 136

Vote For 1

	TOTAL	Polls	Early Provisional	S
Yes / Si	257	52	203	2
No	936	96	836	4
Total Votes Cast	1,193	148	1,039	6

PROPOSITION 137

Vote For 1

	TOTAL	Polls	Early Provisional	S
Yes / Si	154	36	118	0
No	1,051	114	931	6
Total Votes Cast	1,205	150	1,049	6

PROPOSITION 138

Vote For 1

	TOTAL	Polls	Early Provisional	S
Yes / Si	182	39	141	2
No	1,052	116	932	4
Total Votes Cast	1,234	155	1,073	6

PROPOSITION 139

Vote For 1

	TOTAL	Polls	Early Provisional	S
Yes / Si	1,012	110	897	5
No	286	58	226	2
Total Votes Cast	1,298	168	1,123	7

Precinct 189

PROPOSITION 140

Vote For 1

	TOTAL	Polls	Early Provisional	S
Yes / Si	572	76	495	1
No	700	88	606	6
Total Votes Cast	1,272	164	1,101	7

PROPOSITION 311

Vote For 1

	TOTAL	Polls	Early Provisional	S
Yes / Si	635	92	538	5
No	626	67	557	2
Total Votes Cast	1,261	159	1,095	7

PROPOSITION 312

Vote For 1

	TOTAL	Polls	Early Provisional	S
Yes / Si	554	94	458	2
No	710	68	639	3
Total Votes Cast	1,264	162	1,097	5

PROPOSITION 313

Vote For 1

	TOTAL	Polls	Early Provisional	S
Yes / Si	534	93	436	5
No	676	56	618	2
Total Votes Cast	1,210	149	1,054	7

PROPOSITION 314

Vote For 1

	TOTAL	Polls	Early Provisional	S
Yes / Si	497	84	409	4
No	719	66	650	3
Total Votes Cast	1,216	150	1,059	7

PROPOSITION 315

Vote For 1

	TOTAL	Polls	Early Provisional	S
Yes / Si	356	62	293	1
No	816	86	726	4
Total Votes Cast	1,172	148	1,019	5

Summary Results Report
 General Election
 November 5, 2024

OFFICIAL RESULTS
 Summary of Votes Cast
 County of Pima

Precinct 190

Statistics	TOTAL	Polls	Early Provisional	s
Registered Voters - Total	1,830			
Ballots Cast - Total	1,187	207	968	12
Ballots Cast - Blank	18	4	13	1
Voter Turnout - Total	64.86%			

Presidential Electors

Vote For 1	TOTAL	Polls	Early Provisional	s
HARRIS, KAMALA D.	778	104	666	8
TRUMP, DONALD J.	390	99	287	4
OLIVER, CHASE	9	1	8	0
STEIN, JILL	6	0	6	0
Write-In Totals	1	0	1	0
Write-In: Ayyadurai / Ellis	0	0	0	0
Write-In: Boddie / Stoneham	0	0	0	0
Write-In: De la Cruz / Garcia	0	0	0	0
Write-In: Shelton / Serra	0	0	0	0
Write-In: Skousen / Combs	0	0	0	0
Not Assigned	1	0	1	0
Total Votes Cast	1,184	204	968	12

U.S. Senator

Vote For 1	TOTAL	Polls	Early Provisional	s
GALLEGO, RUBEN	793	116	670	7
LAKE, KARI	320	71	244	5
QUINTANA, EDUARDO	47	14	33	0
Write-In Totals	0	0	0	0
Write-In: Williams, Sarah	0	0	0	0
Write-In: Beckett, Christopher	0	0	0	0
Write-In: Sanders, Steven Cavin	0	0	0	0
Write-In: Bozic, David	0	0	0	0
Write-In: Petty, Shawn	0	0	0	0
Write-In: Rodriguez, Benjamin	0	0	0	0
Write-In: Prosser, Jannie "Jannie"	0	0	0	0
Not Assigned	0	0	0	0
Total Votes Cast	1,160	201	947	12

U.S. Representative in Congress District 7

Vote For 1	TOTAL	Polls	Early Provisional	s
GRIJALVA, RAÚL M.	799	124	668	7
BUTIEREZ SR., DANIEL FRANCIS	345	76	264	5
Write-In Totals	2	0	2	0
Not Assigned	2	0	2	0
Total Votes Cast	1,146	200	934	12

Summary Results Report
 General Election
 November 5, 2024

OFFICIAL RESULTS
 Summary of Votes Cast
 County of Pima

Precinct 190

State Senator District 20

Vote For 1

	TOTAL	Polls	Early Provisional	s
GONZALES, SALLY ANN	928	156	765	7
Write-In Totals	35	5	28	2
Not Assigned	35	5	28	2
Total Votes Cast	963	161	793	9

State Representative Dist. 20

Vote For 2

	TOTAL	Polls	Early Provisional	s
HERNANDEZ, ALMA	720	112	601	7
VILLEGAS, BETTY	704	90	609	5
Write-In Totals	47	8	37	2
Not Assigned	47	8	37	2
Total Votes Cast	1,471	210	1,247	14

Corporation Commissioner

Vote For 3

	TOTAL	Polls	Early Provisional	s
AGUILAR, YLENIA	687	87	592	8
HILL, JONATHON	572	57	509	6
POLACHECK, JOSHUA	578	63	509	6
LOPEZ, RENE	308	76	231	1
MARQUEZ PETERSON, LEA	252	50	201	1
WALDEN, RACHEL	261	62	198	1
CEASE, MIKE	35	8	27	0
LUXENBERG, NINA	52	3	49	0
Write-In Totals	5	0	4	1
Write-In: Bertone, Frank	0	0	0	0
Not Assigned	5	0	4	1
Total Votes Cast	2,750	406	2,320	24

Board of Supervisors District 5

Vote For 1

	TOTAL	Polls	Early Provisional	s
GRIJALVA, ADELITA	812	122	682	8
ROMERO, VAL	280	65	213	2
Write-In Totals	7	1	5	1
Not Assigned	7	1	5	1
Total Votes Cast	1,099	188	900	11

Precinct 190

County Assessor

Vote For 1

	TOTAL	Polls	Early Provisional	s
DROUBIE, SUZANNE	912	151	753	8
Write-In Totals	26	4	20	2
Not Assigned	26	4	20	2
Total Votes Cast	938	155	773	10

County Attorney

Vote For 1

	TOTAL	Polls	Early Provisional	s
CONOVER, LAURA	815	118	688	9
DRUAN, HOWARD	187	47	139	1
Write-In Totals	10	1	8	1
Not Assigned	10	1	8	1
Total Votes Cast	1,012	166	835	11

County Recorder

Vote For 1

	TOTAL	Polls	Early Provisional	s
CÁZARES-KELLY, GABRIELLA	795	115	671	9
CAMPBELL-GONZALEZ, DOMINIC	319	77	240	2
Write-In Totals	1	0	1	0
Not Assigned	1	0	1	0
Total Votes Cast	1,115	192	912	11

County Sheriff

Vote For 1

	TOTAL	Polls	Early Provisional	s
NANOS, CHRIS	721	100	612	9
LAPPIN, HEATHER	402	93	307	2
Write-In Totals	4	0	4	0
Write-In: Di Genova, Trista	1	0	1	0
Not Assigned	3	0	3	0
Total Votes Cast	1,127	193	923	11

County Superintendent of Schools

Vote For 1

	TOTAL	Polls	Early Provisional	s
WILLIAMS, DUSTIN	927	157	762	8
Write-In Totals	26	4	20	2
Not Assigned	26	4	20	2
Total Votes Cast	953	161	782	10

Precinct 190

County Treasurer

Vote For 1

	TOTAL	Polls	Early Provisional	S
JOHNSON, BRIAN	746	102	637	7
ACKERLEY, CHRIS	372	94	275	3
Write-In Totals	1	0	1	0
Not Assigned	1	0	1	0
Total Votes Cast	1,119	196	913	10

Justice of the Peace Precinct 9

Vote For 1

	TOTAL	Polls	Early Provisional	S
GARZA, RENEE ANN	933	158	767	8
Write-In Totals	28	6	20	2
Not Assigned	28	6	20	2
Total Votes Cast	961	164	787	10

Constable Precinct 9

Vote For 1

	TOTAL	Polls	Early Provisional	S
Write-In Totals	122	21	96	5
Not Assigned	122	21	96	5
Total Votes Cast	122	21	96	5

KING, KATHRYN H.

Vote For 1

	TOTAL	Polls	Early Provisional	S
Yes / Si	567	108	452	7
No	435	65	368	2
Total Votes Cast	1,002	173	820	9

BOLICK, CLINT

Vote For 1

	TOTAL	Polls	Early Provisional	S
Yes / Si	513	107	401	5
No	466	58	406	2
Total Votes Cast	979	165	807	7

ECKERSTROM, PETER J.

Vote For 1

	TOTAL	Polls	Early Provisional	S
Yes / Si	675	101	569	5
No	281	63	215	3
Total Votes Cast	956	164	784	8

Precinct 190

STARING, CHRISTOPHER P.

Vote For 1

	TOTAL	Polls	Early Provisional	S
Yes / Si	640	104	529	7
No	293	54	237	2
Total Votes Cast	933	158	766	9

GRIFFIN, BRENDEN J.

Vote For 1

	TOTAL	Polls	Early Provisional	S
Yes / Si	669	108	554	7
No	272	56	214	2
Total Votes Cast	941	164	768	9

LEE, KENNETH

Vote For 1

	TOTAL	Polls	Early Provisional	S
Yes / Si	657	108	543	6
No	277	53	222	2
Total Votes Cast	934	161	765	8

BRYSON, KYLE A.

Vote For 1

	TOTAL	Polls	Early Provisional	S
Yes / Si	671	113	551	7
No	275	51	222	2
Total Votes Cast	946	164	773	9

COHEN, GARY J.

Vote For 1

	TOTAL	Polls	Early Provisional	S
Yes / Si	666	111	551	4
No	272	52	216	4
Total Votes Cast	938	163	767	8

GORDON, RICHARD E.

Vote For 1

	TOTAL	Polls	Early Provisional	S
Yes / Si	662	108	547	7
No	276	56	218	2
Total Votes Cast	938	164	765	9

Precinct 190

BUTLER, MICHAEL J.

Vote For 1

	TOTAL	Polls	Early Provisional	s
Yes / Si	675	110	558	7
No	268	54	212	2
Total Votes Cast	943	164	770	9

YEHLING, WAYNE E.

Vote For 1

	TOTAL	Polls	Early Provisional	s
Yes / Si	660	105	550	5
No	273	56	215	2
Total Votes Cast	933	161	765	7

CONSTANT, DANIELLE J.K.

Vote For 1

	TOTAL	Polls	Early Provisional	s
Yes / Si	650	106	539	5
No	285	58	224	3
Total Votes Cast	935	164	763	8

METCALF, D. DOUGLAS

Vote For 1

	TOTAL	Polls	Early Provisional	s
Yes / Si	651	110	535	6
No	284	54	228	2
Total Votes Cast	935	164	763	8

MCGINLEY, CASEY F.

Vote For 1

	TOTAL	Polls	Early Provisional	s
Yes / Si	663	108	547	8
No	273	54	218	1
Total Votes Cast	936	162	765	9

SAKALL, GREG

Vote For 1

	TOTAL	Polls	Early Provisional	s
Yes / Si	654	112	536	6
No	283	51	230	2
Total Votes Cast	937	163	766	8

Precinct 190

WAGENER, JOAN L.

Vote For 1

	TOTAL	Polls	Early Provisional	S
Yes / Si	676	111	559	6
No	260	51	206	3
Total Votes Cast	936	162	765	9

JOHNSON, KELLIE L.

Vote For 1

	TOTAL	Polls	Early Provisional	S
Yes / Si	618	105	508	5
No	318	60	255	3
Total Votes Cast	936	165	763	8

ORTIZ, KIMBERLY H.

Vote For 1

	TOTAL	Polls	Early Provisional	S
Yes / Si	696	120	570	6
No	248	45	200	3
Total Votes Cast	944	165	770	9

MCDONALD, SCOTT DAVID

Vote For 1

	TOTAL	Polls	Early Provisional	S
Yes / Si	644	109	529	6
No	289	53	233	3
Total Votes Cast	933	162	762	9

ABRAMS, LISA ILKA

Vote For 1

	TOTAL	Polls	Early Provisional	S
Yes / Si	682	115	563	4
No	259	49	206	4
Total Votes Cast	941	164	769	8

Governing Board - Tucson Unified School District (TUSD) No. 1

Vote For 3

	TOTAL	Polls	Early Provisional	S
ACOSTA RUIZ, PILAR	472	80	387	5
FLORES, ESTEBAN	536	92	438	6
LUNA ROSE, NATALIE	608	86	518	4
SHAH, RAVI	322	29	291	2
SHAW, SADIE	332	37	295	0
Write-In Totals	14	5	9	0
Not Assigned	14	5	9	0
Total Votes Cast	2,284	329	1,938	17

Precinct 190

Board of Governors - Pima Community College Dist. 5

Vote For 1

	TOTAL	Polls	Early Provisional	S
GONZALES, LUIS LOPEZ	322	70	247	5
MORALES, KARLA	622	95	522	5
Write-In Totals	13	4	9	0
Not Assigned	13	4	9	0
Total Votes Cast	957	169	778	10

PROPOSITION 133

Vote For 1

	TOTAL	Polls	Early Provisional	S
Yes / Si	377	94	278	5
No	673	97	572	4
Total Votes Cast	1,050	191	850	9

PROPOSITION 134

Vote For 1

	TOTAL	Polls	Early Provisional	S
Yes / Si	364	95	266	3
No	689	91	592	6
Total Votes Cast	1,053	186	858	9

PROPOSITION 135

Vote For 1

	TOTAL	Polls	Early Provisional	S
Yes / Si	373	100	270	3
No	661	85	570	6
Total Votes Cast	1,034	185	840	9

PROPOSITION 136

Vote For 1

	TOTAL	Polls	Early Provisional	S
Yes / Si	301	89	210	2
No	727	96	624	7
Total Votes Cast	1,028	185	834	9

PROPOSITION 137

Vote For 1

	TOTAL	Polls	Early Provisional	S
Yes / Si	238	63	171	4
No	779	118	656	5
Total Votes Cast	1,017	181	827	9

Precinct 190

PROPOSITION 138

Vote For 1

	TOTAL	Polls	Early Provisional	S
Yes / Si	194	54	139	1
No	878	138	732	8
Total Votes Cast	1,072	192	871	9

PROPOSITION 139

Vote For 1

	TOTAL	Polls	Early Provisional	S
Yes / Si	840	130	704	6
No	294	71	218	5
Total Votes Cast	1,134	201	922	11

PROPOSITION 140

Vote For 1

	TOTAL	Polls	Early Provisional	S
Yes / Si	517	111	397	9
No	593	82	509	2
Total Votes Cast	1,110	193	906	11

PROPOSITION 311

Vote For 1

	TOTAL	Polls	Early Provisional	S
Yes / Si	685	142	535	8
No	427	54	371	2
Total Votes Cast	1,112	196	906	10

PROPOSITION 312

Vote For 1

	TOTAL	Polls	Early Provisional	S
Yes / Si	610	131	471	8
No	491	63	425	3
Total Votes Cast	1,101	194	896	11

PROPOSITION 313

Vote For 1

	TOTAL	Polls	Early Provisional	S
Yes / Si	651	132	515	4
No	416	51	358	7
Total Votes Cast	1,067	183	873	11

Precinct 190

PROPOSITION 314

Vote For 1

	TOTAL	Polls	Early Provisional	S
Yes / Si	525	114	407	4
No	541	68	466	7
Total Votes Cast	1,066	182	873	11

PROPOSITION 315

Vote For 1

	TOTAL	Polls	Early Provisional	S
Yes / Si	360	89	267	4
No	680	87	587	6
Total Votes Cast	1,040	176	854	10

Precinct 191

Statistics	TOTAL	Polls	Early Provisional	s
Registered Voters - Total	1,209			
Ballots Cast - Total	1,008	157	846	5
Ballots Cast - Blank	10	2	8	0
Voter Turnout - Total	83.37%			

Presidential Electors

Vote For 1	TOTAL	Polls	Early Provisional	s
HARRIS, KAMALA D.	473	50	421	2
TRUMP, DONALD J.	515	104	408	3
OLIVER, CHASE	10	1	9	0
STEIN, JILL	4	2	2	0
Write-In Totals	1	0	1	0
Write-In: Ayyadurai / Ellis	0	0	0	0
Write-In: Boddie / Stoneham	0	0	0	0
Write-In: De la Cruz / Garcia	0	0	0	0
Write-In: Shelton / Serra	0	0	0	0
Write-In: Skousen / Combs	0	0	0	0
Not Assigned	1	0	1	0
Total Votes Cast	1,003	157	841	5

U.S. Senator

Vote For 1	TOTAL	Polls	Early Provisional	s
GALLEGO, RUBEN	491	55	433	3
LAKE, KARI	464	94	368	2
QUINTANA, EDUARDO	27	3	24	0
Write-In Totals	0	0	0	0
Write-In: Williams, Sarah	0	0	0	0
Write-In: Beckett, Christopher	0	0	0	0
Write-In: Sanders, Steven Cavin	0	0	0	0
Write-In: Bozic, David	0	0	0	0
Write-In: Petty, Shawn	0	0	0	0
Write-In: Rodriguez, Benjamin	0	0	0	0
Write-In: Prosser, Jannie "Jannie"	0	0	0	0
Not Assigned	0	0	0	0
Total Votes Cast	982	152	825	5

Precinct 191

U.S. Representative in Congress District 6

Vote For 1

	TOTAL	Polls	Early Provisional	s
ENGEL, KIRSTEN	446	48	396	2
CISCOMANI, JUAN	491	98	390	3
EASTWOOD, ATHENA	33	5	28	0
Write-In Totals	0	0	0	0
Write-In: Pozzolo, Luis	0	0	0	0
Not Assigned	0	0	0	0
Total Votes Cast	970	151	814	5

State Senator District 18

Vote For 1

	TOTAL	Polls	Early Provisional	s
SUNDARESHAN, PRIYA	578	79	496	3
Write-In Totals	29	7	22	0
Not Assigned	29	7	22	0
Total Votes Cast	607	86	518	3

State Representative Dist. 18

Vote For 2

	TOTAL	Polls	Early Provisional	s
GUTIERREZ, NANCY	449	49	399	1
MATHIS, CHRIS	391	40	350	1
ROSENBLUM, LEONARD "LEN"	502	91	408	3
Write-In Totals	7	1	6	0
Not Assigned	7	1	6	0
Total Votes Cast	1,349	181	1,163	5

Corporation Commissioner

Vote For 3

	TOTAL	Polls	Early Provisional	s
AGUILAR, YLENIA	397	39	356	2
HILL, JONATHON	377	33	343	1
POLACHECK, JOSHUA	373	33	339	1
LOPEZ, RENE	442	74	368	0
MARQUEZ PETERSON, LEA	411	66	344	1
WALDEN, RACHEL	453	79	372	2
CEASE, MIKE	35	6	29	0
LUXENBERG, NINA	47	10	37	0
Write-In Totals	0	0	0	0
Write-In: Bertone, Frank	0	0	0	0
Not Assigned	0	0	0	0
Total Votes Cast	2,535	340	2,188	7

Precinct 191

Board of Supervisors District 1

Vote For 1

	TOTAL	Polls	Early Provisional	S
SCOTT, REX	440	51	388	1
SPAIN, STEVE	525	93	429	3
Write-In Totals	1	0	1	0
Not Assigned	1	0	1	0
Total Votes Cast	966	144	818	4

County Assessor

Vote For 1

	TOTAL	Polls	Early Provisional	S
DROUBIE, SUZANNE	604	77	523	4
Write-In Totals	26	6	20	0
Not Assigned	26	6	20	0
Total Votes Cast	630	83	543	4

County Attorney

Vote For 1

	TOTAL	Polls	Early Provisional	S
CONOVER, LAURA	489	59	427	3
DRUAN, HOWARD	213	40	172	1
Write-In Totals	15	1	14	0
Not Assigned	15	1	14	0
Total Votes Cast	717	100	613	4

County Recorder

Vote For 1

	TOTAL	Polls	Early Provisional	S
CÁZARES-KELLY, GABRIELLA	461	51	408	2
CAMPBELL-GONZALEZ, DOMINIC	480	90	387	3
Write-In Totals	1	0	1	0
Not Assigned	1	0	1	0
Total Votes Cast	942	141	796	5

County Sheriff

Vote For 1

	TOTAL	Polls	Early Provisional	S
NANOS, CHRIS	392	38	353	1
LAPPIN, HEATHER	574	110	460	4
Write-In Totals	2	0	2	0
Write-In: Di Genova, Trista	1	0	1	0
Not Assigned	1	0	1	0
Total Votes Cast	968	148	815	5

Precinct 191

County Superintendent of Schools

Vote For 1

	TOTAL	Polls	Early Provisional	S
WILLIAMS, DUSTIN	601	80	517	4
Write-In Totals	24	6	18	0
Not Assigned	24	6	18	0
Total Votes Cast	625	86	535	4

County Treasurer

Vote For 1

	TOTAL	Polls	Early Provisional	S
JOHNSON, BRIAN	412	43	368	1
ACKERLEY, CHRIS	534	97	433	4
Write-In Totals	1	0	1	0
Not Assigned	1	0	1	0
Total Votes Cast	947	140	802	5

Justice of the Peace Precinct 6

Vote For 1

	TOTAL	Polls	Early Provisional	S
BALL, ALEXANDER	600	80	517	3
Write-In Totals	23	6	17	0
Not Assigned	23	6	17	0
Total Votes Cast	623	86	534	3

Constable Precinct 6

Vote For 1

	TOTAL	Polls	Early Provisional	S
BERNAL, BENNETT L.	598	77	518	3
Write-In Totals	22	6	16	0
Not Assigned	22	6	16	0
Total Votes Cast	620	83	534	3

KING, KATHRYN H.

Vote For 1

	TOTAL	Polls	Early Provisional	S
Yes / Si	479	76	403	0
No	339	38	299	2
Total Votes Cast	818	114	702	2

BOLICK, CLINT

Vote For 1

	TOTAL	Polls	Early Provisional	S
Yes / Si	437	74	363	0
No	371	41	328	2
Total Votes Cast	808	115	691	2

Precinct 191

ECKERSTROM, PETER J.

Vote For 1

	TOTAL	Polls	Early Provisional	S
Yes / Si	554	73	480	1
No	203	35	168	0
Total Votes Cast	757	108	648	1

STARING, CHRISTOPHER P.

Vote For 1

	TOTAL	Polls	Early Provisional	S
Yes / Si	546	77	469	0
No	210	29	180	1
Total Votes Cast	756	106	649	1

GRIFFIN, BRENDEN J.

Vote For 1

	TOTAL	Polls	Early Provisional	S
Yes / Si	528	68	459	1
No	189	29	160	0
Total Votes Cast	717	97	619	1

LEE, KENNETH

Vote For 1

	TOTAL	Polls	Early Provisional	S
Yes / Si	522	64	457	1
No	202	33	169	0
Total Votes Cast	724	97	626	1

BRYSON, KYLE A.

Vote For 1

	TOTAL	Polls	Early Provisional	S
Yes / Si	553	67	485	1
No	170	29	141	0
Total Votes Cast	723	96	626	1

COHEN, GARY J.

Vote For 1

	TOTAL	Polls	Early Provisional	S
Yes / Si	531	65	466	0
No	195	34	160	1
Total Votes Cast	726	99	626	1

Precinct 191

GORDON, RICHARD E.

Vote For 1

	TOTAL	Polls	Early Provisional	S
Yes / Si	550	68	481	1
No	172	31	141	0
Total Votes Cast	722	99	622	1

BUTLER, MICHAEL J.

Vote For 1

	TOTAL	Polls	Early Provisional	S
Yes / Si	546	68	478	0
No	178	31	146	1
Total Votes Cast	724	99	624	1

YEHLING, WAYNE E.

Vote For 1

	TOTAL	Polls	Early Provisional	S
Yes / Si	528	67	461	0
No	191	30	160	1
Total Votes Cast	719	97	621	1

CONSTANT, DANIELLE J.K.

Vote For 1

	TOTAL	Polls	Early Provisional	S
Yes / Si	525	70	455	0
No	200	28	171	1
Total Votes Cast	725	98	626	1

METCALF, D. DOUGLAS

Vote For 1

	TOTAL	Polls	Early Provisional	S
Yes / Si	534	68	466	0
No	186	30	155	1
Total Votes Cast	720	98	621	1

MCGINLEY, CASEY F.

Vote For 1

	TOTAL	Polls	Early Provisional	S
Yes / Si	557	69	487	1
No	169	30	139	0
Total Votes Cast	726	99	626	1

Precinct 191

SAKALL, GREG

Vote For 1

	TOTAL	Polls	Early Provisional	S
Yes / Si	529	65	463	1
No	199	33	166	0
Total Votes Cast	728	98	629	1

WAGENER, JOAN L.

Vote For 1

	TOTAL	Polls	Early Provisional	S
Yes / Si	534	68	466	0
No	187	29	157	1
Total Votes Cast	721	97	623	1

JOHNSON, KELLIE L.

Vote For 1

	TOTAL	Polls	Early Provisional	S
Yes / Si	476	67	409	0
No	254	32	221	1
Total Votes Cast	730	99	630	1

ORTIZ, KIMBERLY H.

Vote For 1

	TOTAL	Polls	Early Provisional	S
Yes / Si	552	71	480	1
No	169	28	141	0
Total Votes Cast	721	99	621	1

MCDONALD, SCOTT DAVID

Vote For 1

	TOTAL	Polls	Early Provisional	S
Yes / Si	528	68	460	0
No	195	31	163	1
Total Votes Cast	723	99	623	1

ABRAMS, LISA ILKA

Vote For 1

	TOTAL	Polls	Early Provisional	S
Yes / Si	545	64	480	1
No	178	36	142	0
Total Votes Cast	723	100	622	1

Precinct 191

Governing Board - Marana Unified School District No. 6

Vote For 3

	TOTAL	Polls	Early Provisional	S
ALEXANDER, ROY	364	40	322	2
HOLT, HUNTER D.	353	48	304	1
RAYMOND, CATHIE	424	53	369	2
ROBERTS, MIKAIL	312	36	276	0
WILLARD, DAVID	419	45	374	0
Write-In Totals	13	3	10	0
Not Assigned	13	3	10	0
Total Votes Cast	1,885	225	1,655	5

PROPOSITION 133

Vote For 1

	TOTAL	Polls	Early Provisional	S
Yes / Si	367	83	282	2
No	540	62	476	2
Total Votes Cast	907	145	758	4

PROPOSITION 134

Vote For 1

	TOTAL	Polls	Early Provisional	S
Yes / Si	387	80	306	1
No	517	64	450	3
Total Votes Cast	904	144	756	4

PROPOSITION 135

Vote For 1

	TOTAL	Polls	Early Provisional	S
Yes / Si	397	82	312	3
No	500	58	441	1
Total Votes Cast	897	140	753	4

PROPOSITION 136

Vote For 1

	TOTAL	Polls	Early Provisional	S
Yes / Si	324	65	257	2
No	563	68	493	2
Total Votes Cast	887	133	750	4

PROPOSITION 137

Vote For 1

	TOTAL	Polls	Early Provisional	S
Yes / Si	191	37	153	1
No	701	99	599	3
Total Votes Cast	892	136	752	4

Precinct 191

PROPOSITION 138

Vote For 1

	TOTAL	Polls	Early Provisional	S
Yes / Si	155	28	125	2
No	766	120	644	2
Total Votes Cast	921	148	769	4

PROPOSITION 139

Vote For 1

	TOTAL	Polls	Early Provisional	S
Yes / Si	621	82	537	2
No	354	72	279	3
Total Votes Cast	975	154	816	5

PROPOSITION 140

Vote For 1

	TOTAL	Polls	Early Provisional	S
Yes / Si	393	75	315	3
No	562	74	487	1
Total Votes Cast	955	149	802	4

PROPOSITION 311

Vote For 1

	TOTAL	Polls	Early Provisional	S
Yes / Si	641	117	521	3
No	315	31	283	1
Total Votes Cast	956	148	804	4

PROPOSITION 312

Vote For 1

	TOTAL	Polls	Early Provisional	S
Yes / Si	562	108	451	3
No	385	35	349	1
Total Votes Cast	947	143	800	4

PROPOSITION 313

Vote For 1

	TOTAL	Polls	Early Provisional	S
Yes / Si	563	112	449	2
No	366	34	331	1
Total Votes Cast	929	146	780	3

Precinct 191

PROPOSITION 314

Vote For 1

	TOTAL	Polls	Early Provisional	S
Yes / Sí	565	106	457	2
No	359	36	322	1
Total Votes Cast	924	142	779	3

PROPOSITION 315

Vote For 1

	TOTAL	Polls	Early Provisional	S
Yes / Sí	400	72	326	2
No	481	62	419	0
Total Votes Cast	881	134	745	2

PROPOSITION 411 - Marana Unified School District No. 6

Vote For 1

	TOTAL	Polls	Early Provisional	S
Budget Increase, Yes / Aumento al Presupuesto, Sí	464	80	381	3
Budget Increase, No / Aumento al Presupuesto, No	450	63	387	0
Total Votes Cast	914	143	768	3

Summary Results Report
 General Election
 November 5, 2024

OFFICIAL RESULTS
 Summary of Votes Cast
 County of Pima

Precinct 192

Statistics	TOTAL	Polls	Early Provisional	s
Registered Voters - Total	3,190			
Ballots Cast - Total	2,692	299	2,378	15
Ballots Cast - Blank	44	14	30	0
Voter Turnout - Total	84.39%			

Presidential Electors

Vote For 1	TOTAL	Polls	Early Provisional	s
HARRIS, KAMALA D.	1,414	115	1,293	6
TRUMP, DONALD J.	1,223	175	1,040	8
OLIVER, CHASE	15	5	10	0
STEIN, JILL	10	1	8	1
Write-In Totals	9	2	7	0
Write-In: Ayyadurai / Ellis	0	0	0	0
Write-In: Boddie / Stoneham	0	0	0	0
Write-In: De la Cruz / Garcia	0	0	0	0
Write-In: Shelton / Serra	0	0	0	0
Write-In: Skousen / Combs	0	0	0	0
Not Assigned	9	2	7	0
Total Votes Cast	2,671	298	2,358	15

U.S. Senator

Vote For 1	TOTAL	Polls	Early Provisional	s
GALLEGO, RUBEN	1,466	128	1,332	6
LAKE, KARI	1,103	149	946	8
QUINTANA, EDUARDO	58	11	46	1
Write-In Totals	6	2	4	0
Write-In: Williams, Sarah	0	0	0	0
Write-In: Beckett, Christopher	0	0	0	0
Write-In: Sanders, Steven Cavin	0	0	0	0
Write-In: Bozic, David	0	0	0	0
Write-In: Petty, Shawn	0	0	0	0
Write-In: Rodriguez, Benjamin	0	0	0	0
Write-In: Prosser, Jannie "Jannie"	0	0	0	0
Not Assigned	6	2	4	0
Total Votes Cast	2,633	290	2,328	15

Summary Results Report
 General Election
 November 5, 2024

OFFICIAL RESULTS
 Summary of Votes Cast
 County of Pima

Precinct 192

U.S. Representative in Congress District 6

Vote For 1

	TOTAL	Polls	Early Provisional	S
ENGEL, KIRSTEN	1,366	114	1,246	6
CISCOMANI, JUAN	1,166	162	996	8
EASTWOOD, ATHENA	70	10	59	1
Write-In Totals	4	2	2	0
Write-In: Pozzolo, Luis	0	0	0	0
Not Assigned	4	2	2	0
Total Votes Cast	2,606	288	2,303	15

State Senator District 17

Vote For 1

	TOTAL	Polls	Early Provisional	S
MCLEAN, JOHN	1,430	125	1,299	6
LEACH, VENDEN "VINCE"	1,134	151	975	8
Write-In Totals	6	2	4	0
Not Assigned	6	2	4	0
Total Votes Cast	2,570	278	2,278	14

State Representative Dist. 17

Vote For 2

	TOTAL	Polls	Early Provisional	S
VOLK, KEVIN	1,407	115	1,286	6
JONES, RACHEL	982	105	871	6
MCGARR, CORY	1,033	140	887	6
Write-In Totals	7	3	4	0
Not Assigned	7	3	4	0
Total Votes Cast	3,429	363	3,048	18

Corporation Commissioner

Vote For 3

	TOTAL	Polls	Early Provisional	S
AGUILAR, YLENIA	1,200	89	1,107	4
HILL, JONATHON	1,212	92	1,116	4
POLACHECK, JOSHUA	1,128	84	1,042	2
LOPEZ, RENE	983	101	876	6
MARQUEZ PETERSON, LEA	988	110	874	4
WALDEN, RACHEL	1,052	128	917	7
CEASE, MIKE	90	13	77	0
LUXENBERG, NINA	100	14	85	1
Write-In Totals	8	7	1	0
Write-In: Bertone, Frank	0	0	0	0
Not Assigned	8	7	1	0
Total Votes Cast	6,761	638	6,095	28

Precinct 192

Board of Supervisors District 4

Vote For 1

	TOTAL	Polls	Early Provisional	S
BECHTOL, VANESSA	1,317	108	1,203	6
CHRISTY, STEPHEN W. "STEVE"	1,216	161	1,048	7
Write-In Totals	2	1	1	0
Not Assigned	2	1	1	0
Total Votes Cast	2,535	270	2,252	13

County Assessor

Vote For 1

	TOTAL	Polls	Early Provisional	S
DROUBIE, SUZANNE	1,692	163	1,520	9
Write-In Totals	85	14	71	0
Not Assigned	85	14	71	0
Total Votes Cast	1,777	177	1,591	9

County Attorney

Vote For 1

	TOTAL	Polls	Early Provisional	S
CONOVER, LAURA	1,476	125	1,346	5
DRUAN, HOWARD	548	86	459	3
Write-In Totals	32	4	28	0
Not Assigned	32	4	28	0
Total Votes Cast	2,056	215	1,833	8

County Recorder

Vote For 1

	TOTAL	Polls	Early Provisional	S
CÁZARES-KELLY, GABRIELLA	1,371	115	1,250	6
CAMPBELL-GONZALEZ, DOMINIC	1,117	148	961	8
Write-In Totals	1	1	0	0
Not Assigned	1	1	0	0
Total Votes Cast	2,489	264	2,211	14

County Sheriff

Vote For 1

	TOTAL	Polls	Early Provisional	S
NANOS, CHRIS	1,166	100	1,059	7
LAPPIN, HEATHER	1,379	180	1,191	8
Write-In Totals	7	1	6	0
Write-In: Di Genova, Trista	0	0	0	0
Not Assigned	7	1	6	0
Total Votes Cast	2,552	281	2,256	15

Precinct 192

County Superintendent of Schools

Vote For 1

	TOTAL	Polls	Early Provisional	S
WILLIAMS, DUSTIN	1,661	155	1,497	9
Write-In Totals	77	10	67	0
Not Assigned	77	10	67	0
Total Votes Cast	1,738	165	1,564	9

County Treasurer

Vote For 1

	TOTAL	Polls	Early Provisional	S
JOHNSON, BRIAN	1,258	102	1,149	7
ACKERLEY, CHRIS	1,254	167	1,080	7
Write-In Totals	4	2	2	0
Not Assigned	4	2	2	0
Total Votes Cast	2,516	271	2,231	14

Constable Precinct 8

Vote For 1

	TOTAL	Polls	Early Provisional	S
TOTH, CHRISTOPHER	1,291	103	1,181	7
LAKE, BILL	1,220	165	1,048	7
Write-In Totals	2	1	1	0
Not Assigned	2	1	1	0
Total Votes Cast	2,513	269	2,230	14

KING, KATHRYN H.

Vote For 1

	TOTAL	Polls	Early Provisional	S
Yes / Si	1,162	117	1,038	7
No	985	92	890	3
Total Votes Cast	2,147	209	1,928	10

BOLICK, CLINT

Vote For 1

	TOTAL	Polls	Early Provisional	S
Yes / Si	1,118	108	1,004	6
No	1,007	95	909	3
Total Votes Cast	2,125	203	1,913	9

ECKERSTROM, PETER J.

Vote For 1

	TOTAL	Polls	Early Provisional	S
Yes / Si	1,427	115	1,305	7
No	553	83	469	1
Total Votes Cast	1,980	198	1,774	8

Precinct 192

STARING, CHRISTOPHER P.

Vote For 1

	TOTAL	Polls	Early Provisional	S
Yes / Si	1,428	121	1,300	7
No	539	76	462	1
Total Votes Cast	1,967	197	1,762	8

GRIFFIN, BRENDEN J.

Vote For 1

	TOTAL	Polls	Early Provisional	S
Yes / Si	1,378	113	1,258	7
No	529	75	453	1
Total Votes Cast	1,907	188	1,711	8

LEE, KENNETH

Vote For 1

	TOTAL	Polls	Early Provisional	S
Yes / Si	1,382	112	1,263	7
No	531	78	452	1
Total Votes Cast	1,913	190	1,715	8

BRYSON, KYLE A.

Vote For 1

	TOTAL	Polls	Early Provisional	S
Yes / Si	1,397	113	1,279	5
No	506	72	433	1
Total Votes Cast	1,903	185	1,712	6

COHEN, GARY J.

Vote For 1

	TOTAL	Polls	Early Provisional	S
Yes / Si	1,386	116	1,263	7
No	510	73	436	1
Total Votes Cast	1,896	189	1,699	8

GORDON, RICHARD E.

Vote For 1

	TOTAL	Polls	Early Provisional	S
Yes / Si	1,397	113	1,277	7
No	507	75	431	1
Total Votes Cast	1,904	188	1,708	8

Precinct 192

BUTLER, MICHAEL J.

Vote For 1

	TOTAL	Polls	Early Provisional	S
Yes / Si	1,418	115	1,296	7
No	489	72	416	1
Total Votes Cast	1,907	187	1,712	8

YEHLING, WAYNE E.

Vote For 1

	TOTAL	Polls	Early Provisional	S
Yes / Si	1,389	118	1,264	7
No	511	71	439	1
Total Votes Cast	1,900	189	1,703	8

CONSTANT, DANIELLE J.K.

Vote For 1

	TOTAL	Polls	Early Provisional	S
Yes / Si	1,382	115	1,260	7
No	519	71	447	1
Total Votes Cast	1,901	186	1,707	8

METCALF, D. DOUGLAS

Vote For 1

	TOTAL	Polls	Early Provisional	S
Yes / Si	1,379	111	1,261	7
No	517	76	440	1
Total Votes Cast	1,896	187	1,701	8

MCGINLEY, CASEY F.

Vote For 1

	TOTAL	Polls	Early Provisional	S
Yes / Si	1,418	114	1,296	8
No	478	73	404	1
Total Votes Cast	1,896	187	1,700	9

SAKALL, GREG

Vote For 1

	TOTAL	Polls	Early Provisional	S
Yes / Si	1,380	114	1,259	7
No	517	72	444	1
Total Votes Cast	1,897	186	1,703	8

Precinct 192

WAGENER, JOAN L.

Vote For 1

	TOTAL	Polls	Early Provisional	S
Yes / Si	1,365	112	1,246	7
No	528	74	453	1
Total Votes Cast	1,893	186	1,699	8

JOHNSON, KELLIE L.

Vote For 1

	TOTAL	Polls	Early Provisional	S
Yes / Si	1,229	108	1,115	6
No	675	83	590	2
Total Votes Cast	1,904	191	1,705	8

ORTIZ, KIMBERLY H.

Vote For 1

	TOTAL	Polls	Early Provisional	S
Yes / Si	1,424	116	1,301	7
No	472	72	399	1
Total Votes Cast	1,896	188	1,700	8

MCDONALD, SCOTT DAVID

Vote For 1

	TOTAL	Polls	Early Provisional	S
Yes / Si	1,381	117	1,257	7
No	514	71	442	1
Total Votes Cast	1,895	188	1,699	8

ABRAMS, LISA ILKA

Vote For 1

	TOTAL	Polls	Early Provisional	S
Yes / Si	1,417	118	1,292	7
No	487	70	416	1
Total Votes Cast	1,904	188	1,708	8

Governing Board - Tucson Unified School District (TUSD) No. 1

Vote For 3

	TOTAL	Polls	Early Provisional	S
ACOSTA RUIZ, PILAR	679	63	612	4
FLORES, ESTEBAN	714	57	654	3
LUNA ROSE, NATALIE	1,243	97	1,141	5
SHAH, RAVI	892	53	837	2
SHAW, SADIE	1,137	100	1,035	2
Write-In Totals	33	3	28	2
Not Assigned	33	3	28	2
Total Votes Cast	4,698	373	4,307	18

Precinct 192

PROPOSITION 133

Vote For 1

	TOTAL	Polls	Early Provisional	S
Yes / Si	934	106	822	6
No	1,478	154	1,315	9
Total Votes Cast	2,412	260	2,137	15

PROPOSITION 134

Vote For 1

	TOTAL	Polls	Early Provisional	S
Yes / Si	891	110	774	7
No	1,529	150	1,371	8
Total Votes Cast	2,420	260	2,145	15

PROPOSITION 135

Vote For 1

	TOTAL	Polls	Early Provisional	S
Yes / Si	1,009	127	874	8
No	1,383	127	1,250	6
Total Votes Cast	2,392	254	2,124	14

PROPOSITION 136

Vote For 1

	TOTAL	Polls	Early Provisional	S
Yes / Si	776	114	657	5
No	1,603	140	1,453	10
Total Votes Cast	2,379	254	2,110	15

PROPOSITION 137

Vote For 1

	TOTAL	Polls	Early Provisional	S
Yes / Si	474	52	418	4
No	1,901	200	1,690	11
Total Votes Cast	2,375	252	2,108	15

PROPOSITION 138

Vote For 1

	TOTAL	Polls	Early Provisional	S
Yes / Si	510	61	448	1
No	1,952	206	1,732	14
Total Votes Cast	2,462	267	2,180	15

Precinct 192

PROPOSITION 139

Vote For 1

	TOTAL	Polls	Early Provisional	S
Yes / Si	1,746	175	1,561	10
No	830	107	718	5
Total Votes Cast	2,576	282	2,279	15

PROPOSITION 140

Vote For 1

	TOTAL	Polls	Early Provisional	S
Yes / Si	1,044	133	903	8
No	1,461	134	1,321	6
Total Votes Cast	2,505	267	2,224	14

PROPOSITION 311

Vote For 1

	TOTAL	Polls	Early Provisional	S
Yes / Si	1,524	168	1,346	10
No	999	98	896	5
Total Votes Cast	2,523	266	2,242	15

PROPOSITION 312

Vote For 1

	TOTAL	Polls	Early Provisional	S
Yes / Si	1,386	168	1,210	8
No	1,107	96	1,004	7
Total Votes Cast	2,493	264	2,214	15

PROPOSITION 313

Vote For 1

	TOTAL	Polls	Early Provisional	S
Yes / Si	1,420	168	1,242	10
No	1,010	89	916	5
Total Votes Cast	2,430	257	2,158	15

PROPOSITION 314

Vote For 1

	TOTAL	Polls	Early Provisional	S
Yes / Si	1,379	168	1,203	8
No	1,041	88	947	6
Total Votes Cast	2,420	256	2,150	14

Precinct 192

PROPOSITION 315

Vote For 1

	TOTAL	Polls	Early Provisional	S
Yes / Si	1,016	120	887	9
No	1,330	124	1,200	6
Total Votes Cast	2,346	244	2,087	15

Summary Results Report
 General Election
 November 5, 2024

OFFICIAL RESULTS
 Summary of Votes Cast
 County of Pima

Precinct 193

Statistics	TOTAL	Polls	Early Provisional	s
Registered Voters - Total	1,664			
Ballots Cast - Total	1,496	111	1,381	4
Ballots Cast - Blank	22	4	18	0
Voter Turnout - Total	89.90%			

Presidential Electors

Vote For 1	TOTAL	Polls	Early Provisional	s
HARRIS, KAMALA D.	779	32	744	3
TRUMP, DONALD J.	686	74	611	1
OLIVER, CHASE	6	1	5	0
STEIN, JILL	4	1	3	0
Write-In Totals	9	3	6	0
Write-In: Ayyadurai / Ellis	0	0	0	0
Write-In: Boddie / Stoneham	0	0	0	0
Write-In: De la Cruz / Garcia	1	1	0	0
Write-In: Shelton / Serra	0	0	0	0
Write-In: Skousen / Combs	0	0	0	0
Not Assigned	8	2	6	0
Total Votes Cast	1,484	111	1,369	4

U.S. Senator

Vote For 1	TOTAL	Polls	Early Provisional	s
GALLEGO, RUBEN	805	33	768	4
LAKE, KARI	638	70	568	0
QUINTANA, EDUARDO	17	3	14	0
Write-In Totals	2	0	2	0
Write-In: Williams, Sarah	0	0	0	0
Write-In: Beckett, Christopher	0	0	0	0
Write-In: Sanders, Steven Cavin	0	0	0	0
Write-In: Bozic, David	0	0	0	0
Write-In: Petty, Shawn	0	0	0	0
Write-In: Rodriguez, Benjamin	0	0	0	0
Write-In: Prosser, Jannie "Jannie"	0	0	0	0
Not Assigned	2	0	2	0
Total Votes Cast	1,462	106	1,352	4

Summary Results Report
 General Election
 November 5, 2024

OFFICIAL RESULTS
 Summary of Votes Cast
 County of Pima

Precinct 193

U.S. Representative in Congress District 6

Vote For 1

	TOTAL	Polls	Early Provisional	S
ENGEL, KIRSTEN	734	30	702	2
CISCOMANI, JUAN	688	73	614	1
EASTWOOD, ATHENA	22	1	21	0
Write-In Totals	2	0	2	0
Write-In: Pozzolo, Luis	1	0	1	0
Not Assigned	1	0	1	0
Total Votes Cast	1,446	104	1,339	3

State Senator District 19

Vote For 1

	TOTAL	Polls	Early Provisional	S
KARP, BOB	718	27	688	3
GOWAN, DAVID	715	77	637	1
Write-In Totals	0	0	0	0
Not Assigned	0	0	0	0
Total Votes Cast	1,433	104	1,325	4

State Representative Dist. 19

Vote For 2

	TOTAL	Polls	Early Provisional	S
FROSTROM JR., GREGG	722	26	693	3
DIAZ, LUPE	594	55	539	0
GRIFFIN, GAIL	629	64	564	1
Write-In Totals	1	0	1	0
Not Assigned	1	0	1	0
Total Votes Cast	1,946	145	1,797	4

Corporation Commissioner

Vote For 3

	TOTAL	Polls	Early Provisional	S
AGUILAR, YLENIA	661	22	636	3
HILL, JONATHON	677	22	652	3
POLACHECK, JOSHUA	626	20	605	1
LOPEZ, RENE	611	59	552	0
MARQUEZ PETERSON, LEA	598	62	535	1
WALDEN, RACHEL	649	73	575	1
CEASE, MIKE	40	3	37	0
LUXENBERG, NINA	32	2	29	1
Write-In Totals	0	0	0	0
Write-In: Bertone, Frank	0	0	0	0
Not Assigned	0	0	0	0
Total Votes Cast	3,894	263	3,621	10

Precinct 193

Board of Supervisors District 4

Vote For 1

	TOTAL	Polls	Early Provisional	S
BECHTOL, VANESSA	692	25	664	3
CHRISTY, STEPHEN W. "STEVE"	734	79	654	1
Write-In Totals	0	0	0	0
Not Assigned	0	0	0	0
Total Votes Cast	1,426	104	1,318	4

County Assessor

Vote For 1

	TOTAL	Polls	Early Provisional	S
DROUBIE, SUZANNE	888	40	844	4
Write-In Totals	22	3	19	0
Not Assigned	22	3	19	0
Total Votes Cast	910	43	863	4

County Attorney

Vote For 1

	TOTAL	Polls	Early Provisional	S
CONOVER, LAURA	797	33	761	3
DRUAN, HOWARD	253	26	227	0
Write-In Totals	9	1	8	0
Not Assigned	9	1	8	0
Total Votes Cast	1,059	60	996	3

County Recorder

Vote For 1

	TOTAL	Polls	Early Provisional	S
CÁZARES-KELLY, GABRIELLA	722	28	690	4
CAMPBELL-GONZALEZ, DOMINIC	651	69	582	0
Write-In Totals	1	0	1	0
Not Assigned	1	0	1	0
Total Votes Cast	1,374	97	1,273	4

County Sheriff

Vote For 1

	TOTAL	Polls	Early Provisional	S
NANOS, CHRIS	677	25	648	4
LAPPIN, HEATHER	760	81	679	0
Write-In Totals	0	0	0	0
Write-In: Di Genova, Trista	0	0	0	0
Not Assigned	0	0	0	0
Total Votes Cast	1,437	106	1,327	4

Precinct 193

County Superintendent of Schools

Vote For 1

	TOTAL	Polls	Early Provisional	S
WILLIAMS, DUSTIN	886	37	845	4
Write-In Totals	19	3	16	0
Not Assigned	19	3	16	0
Total Votes Cast	905	40	861	4

County Treasurer

Vote For 1

	TOTAL	Polls	Early Provisional	S
JOHNSON, BRIAN	684	25	656	3
ACKERLEY, CHRIS	735	76	658	1
Write-In Totals	0	0	0	0
Not Assigned	0	0	0	0
Total Votes Cast	1,419	101	1,314	4

Constable Precinct 7

Vote For 1

	TOTAL	Polls	Early Provisional	S
SCHENEK JR., THOMAS	946	83	861	2
Write-In Totals	15	0	15	0
Not Assigned	15	0	15	0
Total Votes Cast	961	83	876	2

KING, KATHRYN H.

Vote For 1

	TOTAL	Polls	Early Provisional	S
Yes / Si	668	59	606	3
No	479	15	464	0
Total Votes Cast	1,147	74	1,070	3

BOLICK, CLINT

Vote For 1

	TOTAL	Polls	Early Provisional	S
Yes / Si	643	54	587	2
No	486	16	470	0
Total Votes Cast	1,129	70	1,057	2

ECKERSTROM, PETER J.

Vote For 1

	TOTAL	Polls	Early Provisional	S
Yes / Si	774	49	723	2
No	233	18	215	0
Total Votes Cast	1,007	67	938	2

Precinct 193

STARING, CHRISTOPHER P.

Vote For 1

	TOTAL	Polls	Early Provisional	S
Yes / Si	780	49	729	2
No	228	17	211	0
Total Votes Cast	1,008	66	940	2

GRIFFIN, BRENDEN J.

Vote For 1

	TOTAL	Polls	Early Provisional	S
Yes / Si	731	46	682	3
No	221	13	208	0
Total Votes Cast	952	59	890	3

LEE, KENNETH

Vote For 1

	TOTAL	Polls	Early Provisional	S
Yes / Si	733	48	684	1
No	207	13	194	0
Total Votes Cast	940	61	878	1

BRYSON, KYLE A.

Vote For 1

	TOTAL	Polls	Early Provisional	S
Yes / Si	744	47	695	2
No	206	14	192	0
Total Votes Cast	950	61	887	2

COHEN, GARY J.

Vote For 1

	TOTAL	Polls	Early Provisional	S
Yes / Si	734	44	689	1
No	197	14	183	0
Total Votes Cast	931	58	872	1

GORDON, RICHARD E.

Vote For 1

	TOTAL	Polls	Early Provisional	S
Yes / Si	727	45	680	2
No	215	15	200	0
Total Votes Cast	942	60	880	2

Precinct 193

BUTLER, MICHAEL J.

Vote For 1

	TOTAL	Polls	Early Provisional	S
Yes / Si	737	46	689	2
No	208	14	194	0
Total Votes Cast	945	60	883	2

YEHLING, WAYNE E.

Vote For 1

	TOTAL	Polls	Early Provisional	S
Yes / Si	730	44	684	2
No	210	15	195	0
Total Votes Cast	940	59	879	2

CONSTANT, DANIELLE J.K.

Vote For 1

	TOTAL	Polls	Early Provisional	S
Yes / Si	726	43	681	2
No	214	15	199	0
Total Votes Cast	940	58	880	2

METCALF, D. DOUGLAS

Vote For 1

	TOTAL	Polls	Early Provisional	S
Yes / Si	740	45	693	2
No	206	15	191	0
Total Votes Cast	946	60	884	2

MCGINLEY, CASEY F.

Vote For 1

	TOTAL	Polls	Early Provisional	S
Yes / Si	753	45	706	2
No	186	15	171	0
Total Votes Cast	939	60	877	2

SAKALL, GREG

Vote For 1

	TOTAL	Polls	Early Provisional	S
Yes / Si	756	44	710	2
No	195	14	181	0
Total Votes Cast	951	58	891	2

Precinct 193

WAGENER, JOAN L.

Vote For 1

	TOTAL	Polls	Early Provisional	s
Yes / Si	733	46	685	2
No	213	13	200	0
Total Votes Cast	946	59	885	2

JOHNSON, KELLIE L.

Vote For 1

	TOTAL	Polls	Early Provisional	s
Yes / Si	719	48	669	2
No	241	13	228	0
Total Votes Cast	960	61	897	2

ORTIZ, KIMBERLY H.

Vote For 1

	TOTAL	Polls	Early Provisional	s
Yes / Si	752	44	706	2
No	194	16	178	0
Total Votes Cast	946	60	884	2

MCDONALD, SCOTT DAVID

Vote For 1

	TOTAL	Polls	Early Provisional	s
Yes / Si	740	46	692	2
No	202	14	188	0
Total Votes Cast	942	60	880	2

ABRAMS, LISA ILKA

Vote For 1

	TOTAL	Polls	Early Provisional	s
Yes / Si	758	47	709	2
No	190	14	176	0
Total Votes Cast	948	61	885	2

PROPOSITION 133

Vote For 1

	TOTAL	Polls	Early Provisional	s
Yes / Si	550	52	497	1
No	727	39	687	1
Total Votes Cast	1,277	91	1,184	2

Precinct 193

PROPOSITION 134

Vote For 1				
	TOTAL	Polls	Early Provisional	S
Yes / Si	522	51	470	1
No	754	37	716	1
Total Votes Cast	1,276	88	1,186	2

PROPOSITION 135

Vote For 1				
	TOTAL	Polls	Early Provisional	S
Yes / Si	523	57	466	0
No	738	34	702	2
Total Votes Cast	1,261	91	1,168	2

PROPOSITION 136

Vote For 1				
	TOTAL	Polls	Early Provisional	S
Yes / Si	437	47	390	0
No	803	37	764	2
Total Votes Cast	1,240	84	1,154	2

PROPOSITION 137

Vote For 1				
	TOTAL	Polls	Early Provisional	S
Yes / Si	283	35	248	0
No	967	51	914	2
Total Votes Cast	1,250	86	1,162	2

PROPOSITION 138

Vote For 1				
	TOTAL	Polls	Early Provisional	S
Yes / Si	279	26	253	0
No	1,025	68	954	3
Total Votes Cast	1,304	94	1,207	3

PROPOSITION 139

Vote For 1				
	TOTAL	Polls	Early Provisional	S
Yes / Si	961	46	913	2
No	464	60	403	1
Total Votes Cast	1,425	106	1,316	3

Precinct 193

PROPOSITION 140

Vote For 1				
	TOTAL	Polls	Early Provisional	s
Yes / Si	598	52	544	2
No	790	48	741	1
Total Votes Cast	1,388	100	1,285	3

PROPOSITION 311

Vote For 1				
	TOTAL	Polls	Early Provisional	s
Yes / Si	894	72	820	2
No	489	26	463	0
Total Votes Cast	1,383	98	1,283	2

PROPOSITION 312

Vote For 1				
	TOTAL	Polls	Early Provisional	s
Yes / Si	752	63	687	2
No	613	35	578	0
Total Votes Cast	1,365	98	1,265	2

PROPOSITION 313

Vote For 1				
	TOTAL	Polls	Early Provisional	s
Yes / Si	725	65	659	1
No	602	31	569	2
Total Votes Cast	1,327	96	1,228	3

PROPOSITION 314

Vote For 1				
	TOTAL	Polls	Early Provisional	s
Yes / Si	807	72	732	3
No	515	23	492	0
Total Votes Cast	1,322	95	1,224	3

PROPOSITION 315

Vote For 1				
	TOTAL	Polls	Early Provisional	s
Yes / Si	548	51	497	0
No	713	39	672	2
Total Votes Cast	1,261	90	1,169	2

Precinct 193

PROPOSITION 410 - Continental School District No. 39

Vote For 1

	TOTAL	Polls	Early Provisional	S
Budget Increase, Yes / Aumento al Presupuesto, Sí	662	35	626	1
Budget Increase, No / Aumento al Presupuesto, No	622	56	564	2
Total Votes Cast	1,284	91	1,190	3

Summary Results Report
 General Election
 November 5, 2024

OFFICIAL RESULTS
 Summary of Votes Cast
 County of Pima

Precinct 194

Statistics	TOTAL	Polls	Early Provisional	S
Registered Voters - Total	3,350			
Ballots Cast - Total	2,917	306	2,606	5
Ballots Cast - Blank	33	8	25	0
Voter Turnout - Total	87.07%			

Presidential Electors

Vote For 1	TOTAL	Polls	Early Provisional	S
HARRIS, KAMALA D.	1,393	93	1,299	1
TRUMP, DONALD J.	1,466	204	1,258	4
OLIVER, CHASE	17	2	15	0
STEIN, JILL	13	2	11	0
Write-In Totals	11	2	9	0
Write-In: Ayyadurai / Ellis	1	0	1	0
Write-In: Boddie / Stoneham	0	0	0	0
Write-In: De la Cruz / Garcia	0	0	0	0
Write-In: Shelton / Serra	0	0	0	0
Write-In: Skousen / Combs	0	0	0	0
Not Assigned	10	2	8	0
Total Votes Cast	2,900	303	2,592	5

U.S. Senator

Vote For 1	TOTAL	Polls	Early Provisional	S
GALLEGO, RUBEN	1,448	96	1,351	1
LAKE, KARI	1,357	186	1,168	3
QUINTANA, EDUARDO	41	10	31	0
Write-In Totals	4	0	4	0
Write-In: Williams, Sarah	0	0	0	0
Write-In: Beckett, Christopher	0	0	0	0
Write-In: Sanders, Steven Cavin	0	0	0	0
Write-In: Bozic, David	0	0	0	0
Write-In: Petty, Shawn	0	0	0	0
Write-In: Rodriguez, Benjamin	0	0	0	0
Write-In: Prosser, Jannie "Jannie"	0	0	0	0
Not Assigned	4	0	4	0
Total Votes Cast	2,850	292	2,554	4

Summary Results Report
 General Election
 November 5, 2024

OFFICIAL RESULTS
 Summary of Votes Cast
 County of Pima

Precinct 194

U.S. Representative in Congress District 6

Vote For 1

	TOTAL	Polls	Early Provisional	S
ENGEL, KIRSTEN	1,308	83	1,223	2
CISCOMANI, JUAN	1,495	208	1,284	3
EASTWOOD, ATHENA	38	2	36	0
Write-In Totals	1	0	1	0
Write-In: Pozzolo, Luis	0	0	0	0
Not Assigned	1	0	1	0
Total Votes Cast	2,842	293	2,544	5

State Senator District 17

Vote For 1

	TOTAL	Polls	Early Provisional	S
MCLEAN, JOHN	1,390	93	1,296	1
LEACH, VENDEN "VINCE"	1,425	192	1,230	3
Write-In Totals	2	1	1	0
Not Assigned	2	1	1	0
Total Votes Cast	2,817	286	2,527	4

State Representative Dist. 17

Vote For 2

	TOTAL	Polls	Early Provisional	S
VOLK, KEVIN	1,375	92	1,282	1
JONES, RACHEL	1,393	168	1,222	3
MCGARR, CORY	1,271	172	1,097	2
Write-In Totals	15	4	11	0
Not Assigned	15	4	11	0
Total Votes Cast	4,054	436	3,612	6

Corporation Commissioner

Vote For 3

	TOTAL	Polls	Early Provisional	S
AGUILAR, YLENIA	1,207	75	1,131	1
HILL, JONATHON	1,225	68	1,156	1
POLACHECK, JOSHUA	1,166	59	1,106	1
LOPEZ, RENE	1,332	170	1,160	2
MARQUEZ PETERSON, LEA	1,324	159	1,163	2
WALDEN, RACHEL	1,323	172	1,148	3
CEASE, MIKE	67	10	57	0
LUXENBERG, NINA	64	6	58	0
Write-In Totals	0	0	0	0
Write-In: Bertone, Frank	0	0	0	0
Not Assigned	0	0	0	0
Total Votes Cast	7,708	719	6,979	10

Precinct 194

Board of Supervisors District 1

Vote For 1

	TOTAL	Polls	Early Provisional	S
SCOTT, REX	1,290	75	1,214	1
SPAIN, STEVE	1,506	204	1,299	3
Write-In Totals	1	0	1	0
Not Assigned	1	0	1	0
Total Votes Cast	2,797	279	2,514	4

County Assessor

Vote For 1

	TOTAL	Polls	Early Provisional	S
DROUBIE, SUZANNE	1,764	152	1,610	2
Write-In Totals	66	9	57	0
Not Assigned	66	9	57	0
Total Votes Cast	1,830	161	1,667	2

County Attorney

Vote For 1

	TOTAL	Polls	Early Provisional	S
CONOVER, LAURA	1,494	111	1,382	1
DRUAN, HOWARD	517	82	433	2
Write-In Totals	38	5	33	0
Not Assigned	38	5	33	0
Total Votes Cast	2,049	198	1,848	3

County Recorder

Vote For 1

	TOTAL	Polls	Early Provisional	S
CÁZARES-KELLY, GABRIELLA	1,336	82	1,253	1
CAMPBELL-GONZALEZ, DOMINIC	1,375	183	1,189	3
Write-In Totals	5	1	4	0
Not Assigned	5	1	4	0
Total Votes Cast	2,716	266	2,446	4

County Sheriff

Vote For 1

	TOTAL	Polls	Early Provisional	S
NANOS, CHRIS	1,089	76	1,012	1
LAPPIN, HEATHER	1,678	203	1,471	4
Write-In Totals	3	0	3	0
Write-In: Di Genova, Trista	0	0	0	0
Not Assigned	3	0	3	0
Total Votes Cast	2,770	279	2,486	5

Precinct 194

County Superintendent of Schools

Vote For 1

	TOTAL	Polls	Early Provisional	S
WILLIAMS, DUSTIN	1,709	144	1,564	1
Write-In Totals	62	10	52	0
Not Assigned	62	10	52	0
Total Votes Cast	1,771	154	1,616	1

County Treasurer

Vote For 1

	TOTAL	Polls	Early Provisional	S
JOHNSON, BRIAN	1,203	72	1,130	1
ACKERLEY, CHRIS	1,539	197	1,339	3
Write-In Totals	1	1	0	0
Not Assigned	1	1	0	0
Total Votes Cast	2,743	270	2,469	4

Justice of the Peace Precinct 10

Vote For 1

	TOTAL	Polls	Early Provisional	S
FORMAN, ROBERT J.	1,928	223	1,701	4
Write-In Totals	32	2	30	0
Not Assigned	32	2	30	0
Total Votes Cast	1,960	225	1,731	4

Constable Precinct 10

Vote For 1

	TOTAL	Polls	Early Provisional	S
CAMMARANO, JOHN	1,924	224	1,697	3
Write-In Totals	28	2	26	0
Not Assigned	28	2	26	0
Total Votes Cast	1,952	226	1,723	3

KING, KATHRYN H.

Vote For 1

	TOTAL	Polls	Early Provisional	S
Yes / Si	1,252	140	1,109	3
No	1,012	62	949	1
Total Votes Cast	2,264	202	2,058	4

BOLICK, CLINT

Vote For 1

	TOTAL	Polls	Early Provisional	S
Yes / Si	1,236	136	1,097	3
No	1,020	63	956	1
Total Votes Cast	2,256	199	2,053	4

Precinct 194

ECKERSTROM, PETER J.

Vote For 1

	TOTAL	Polls	Early Provisional	S
Yes / Si	1,534	125	1,407	2
No	458	62	395	1
Total Votes Cast	1,992	187	1,802	3

STARING, CHRISTOPHER P.

Vote For 1

	TOTAL	Polls	Early Provisional	S
Yes / Si	1,537	140	1,395	2
No	453	48	404	1
Total Votes Cast	1,990	188	1,799	3

GRIFFIN, BRENDEN J.

Vote For 1

	TOTAL	Polls	Early Provisional	S
Yes / Si	1,487	126	1,360	1
No	416	51	364	1
Total Votes Cast	1,903	177	1,724	2

LEE, KENNETH

Vote For 1

	TOTAL	Polls	Early Provisional	S
Yes / Si	1,478	120	1,356	2
No	432	53	378	1
Total Votes Cast	1,910	173	1,734	3

BRYSON, KYLE A.

Vote For 1

	TOTAL	Polls	Early Provisional	S
Yes / Si	1,504	124	1,378	2
No	400	53	346	1
Total Votes Cast	1,904	177	1,724	3

COHEN, GARY J.

Vote For 1

	TOTAL	Polls	Early Provisional	S
Yes / Si	1,487	127	1,358	2
No	395	48	346	1
Total Votes Cast	1,882	175	1,704	3

Precinct 194

GORDON, RICHARD E.

Vote For 1

	TOTAL	Polls	Early Provisional	S
Yes / Si	1,496	126	1,368	2
No	388	52	335	1
Total Votes Cast	1,884	178	1,703	3

BUTLER, MICHAEL J.

Vote For 1

	TOTAL	Polls	Early Provisional	S
Yes / Si	1,497	122	1,373	2
No	407	56	350	1
Total Votes Cast	1,904	178	1,723	3

YEHLING, WAYNE E.

Vote For 1

	TOTAL	Polls	Early Provisional	S
Yes / Si	1,472	124	1,346	2
No	421	53	367	1
Total Votes Cast	1,893	177	1,713	3

CONSTANT, DANIELLE J.K.

Vote For 1

	TOTAL	Polls	Early Provisional	S
Yes / Si	1,428	124	1,302	2
No	456	53	402	1
Total Votes Cast	1,884	177	1,704	3

METCALF, D. DOUGLAS

Vote For 1

	TOTAL	Polls	Early Provisional	S
Yes / Si	1,478	126	1,350	2
No	412	53	358	1
Total Votes Cast	1,890	179	1,708	3

MCGINLEY, CASEY F.

Vote For 1

	TOTAL	Polls	Early Provisional	S
Yes / Si	1,524	128	1,394	2
No	368	48	319	1
Total Votes Cast	1,892	176	1,713	3

Precinct 194

SAKALL, GREG

Vote For 1

	TOTAL	Polls	Early Provisional	S
Yes / Si	1,509	127	1,380	2
No	405	52	352	1
Total Votes Cast	1,914	179	1,732	3

WAGENER, JOAN L.

Vote For 1

	TOTAL	Polls	Early Provisional	S
Yes / Si	1,487	128	1,357	2
No	390	50	339	1
Total Votes Cast	1,877	178	1,696	3

JOHNSON, KELLIE L.

Vote For 1

	TOTAL	Polls	Early Provisional	S
Yes / Si	1,337	123	1,212	2
No	601	54	546	1
Total Votes Cast	1,938	177	1,758	3

ORTIZ, KIMBERLY H.

Vote For 1

	TOTAL	Polls	Early Provisional	S
Yes / Si	1,493	126	1,365	2
No	385	49	335	1
Total Votes Cast	1,878	175	1,700	3

MCDONALD, SCOTT DAVID

Vote For 1

	TOTAL	Polls	Early Provisional	S
Yes / Si	1,460	125	1,333	2
No	422	51	370	1
Total Votes Cast	1,882	176	1,703	3

ABRAMS, LISA ILKA

Vote For 1

	TOTAL	Polls	Early Provisional	S
Yes / Si	1,475	123	1,350	2
No	422	55	366	1
Total Votes Cast	1,897	178	1,716	3

Precinct 194

PROPOSITION 133

Vote For 1				
	TOTAL	Polls	Early Provisional	S
Yes / Si	1,018	125	889	4
No	1,559	138	1,420	1
Total Votes Cast	2,577	263	2,309	5

PROPOSITION 134

Vote For 1				
	TOTAL	Polls	Early Provisional	S
Yes / Si	1,049	137	909	3
No	1,560	127	1,431	2
Total Votes Cast	2,609	264	2,340	5

PROPOSITION 135

Vote For 1				
	TOTAL	Polls	Early Provisional	S
Yes / Si	1,196	156	1,035	5
No	1,390	104	1,286	0
Total Votes Cast	2,586	260	2,321	5

PROPOSITION 136

Vote For 1				
	TOTAL	Polls	Early Provisional	S
Yes / Si	923	127	794	2
No	1,647	131	1,513	3
Total Votes Cast	2,570	258	2,307	5

PROPOSITION 137

Vote For 1				
	TOTAL	Polls	Early Provisional	S
Yes / Si	540	54	485	1
No	2,045	207	1,834	4
Total Votes Cast	2,585	261	2,319	5

PROPOSITION 138

Vote For 1				
	TOTAL	Polls	Early Provisional	S
Yes / Si	558	63	492	3
No	2,072	207	1,864	1
Total Votes Cast	2,630	270	2,356	4

Precinct 194

PROPOSITION 139

Vote For 1

	TOTAL	Polls	Early Provisional	S
Yes / Si	1,713	142	1,568	3
No	1,093	147	944	2
Total Votes Cast	2,806	289	2,512	5

PROPOSITION 140

Vote For 1

	TOTAL	Polls	Early Provisional	S
Yes / Si	1,024	95	928	1
No	1,710	183	1,524	3
Total Votes Cast	2,734	278	2,452	4

PROPOSITION 311

Vote For 1

	TOTAL	Polls	Early Provisional	S
Yes / Si	1,720	193	1,525	2
No	1,016	81	934	1
Total Votes Cast	2,736	274	2,459	3

PROPOSITION 312

Vote For 1

	TOTAL	Polls	Early Provisional	S
Yes / Si	1,602	188	1,410	4
No	1,125	85	1,040	0
Total Votes Cast	2,727	273	2,450	4

PROPOSITION 313

Vote For 1

	TOTAL	Polls	Early Provisional	S
Yes / Si	1,575	199	1,371	5
No	1,102	70	1,032	0
Total Votes Cast	2,677	269	2,403	5

PROPOSITION 314

Vote For 1

	TOTAL	Polls	Early Provisional	S
Yes / Si	1,641	201	1,436	4
No	1,012	66	945	1
Total Votes Cast	2,653	267	2,381	5

Precinct 194

PROPOSITION 315

Vote For 1

	TOTAL	Polls	Early Provisional	S
Yes / Sí	1,193	139	1,049	5
No	1,360	108	1,252	0
Total Votes Cast	2,553	247	2,301	5

PROPOSITION 412 - Amphitheater Unified School District No. 10

Vote For 1

	TOTAL	Polls	Early Provisional	S
Bond Approval, Yes / Aprobación de Bonos, Sí	1,364	114	1,249	1
Bond Approval, No / Aprobación de Bonos, No	1,150	126	1,020	4
Total Votes Cast	2,514	240	2,269	5

PROPOSITION 413 - Amphitheater Unified School District No. 10

Vote For 1

	TOTAL	Polls	Early Provisional	S
Budget Override Continuation, Yes / Continuación del Aumento al Presupuesto, Sí	1,378	122	1,253	3
Budget Override Continuation, No / Continuación del Aumento al Presupuesto, No	1,165	122	1,041	2
Total Votes Cast	2,543	244	2,294	5

Summary Results Report
 General Election
 November 5, 2024

OFFICIAL RESULTS
 Summary of Votes Cast
 County of Pima

Precinct 195

Statistics	TOTAL	Polls	Early Provisional	s
Registered Voters - Total	3,395			
Ballots Cast - Total	3,103	375	2,709	19
Ballots Cast - Blank	30	8	22	0
Voter Turnout - Total	91.40%			

Presidential Electors

Vote For 1	TOTAL	Polls	Early Provisional	s
HARRIS, KAMALA D.	1,346	80	1,259	7
TRUMP, DONALD J.	1,708	290	1,406	12
OLIVER, CHASE	11	1	10	0
STEIN, JILL	11	2	9	0
Write-In Totals	9	0	9	0
Write-In: Ayyadurai / Ellis	0	0	0	0
Write-In: Boddie / Stoneham	0	0	0	0
Write-In: De la Cruz / Garcia	0	0	0	0
Write-In: Shelton / Serra	0	0	0	0
Write-In: Skousen / Combs	0	0	0	0
Not Assigned	9	0	9	0
Total Votes Cast	3,085	373	2,693	19

U.S. Senator

Vote For 1	TOTAL	Polls	Early Provisional	s
GALLEGO, RUBEN	1,392	85	1,300	7
LAKE, KARI	1,616	277	1,327	12
QUINTANA, EDUARDO	50	8	42	0
Write-In Totals	3	1	2	0
Write-In: Williams, Sarah	0	0	0	0
Write-In: Beckett, Christopher	0	0	0	0
Write-In: Sanders, Steven Cavin	0	0	0	0
Write-In: Bozic, David	0	0	0	0
Write-In: Petty, Shawn	0	0	0	0
Write-In: Rodriguez, Benjamin	0	0	0	0
Write-In: Prosser, Jannie "Jannie"	0	0	0	0
Not Assigned	3	1	2	0
Total Votes Cast	3,061	371	2,671	19

Summary Results Report
 General Election
 November 5, 2024

OFFICIAL RESULTS
 Summary of Votes Cast
 County of Pima

Precinct 195

U.S. Representative in Congress District 6

Vote For 1

	TOTAL	Polls	Early Provisional	S
ENGEL, KIRSTEN	1,265	74	1,184	7
CISCOMANI, JUAN	1,720	283	1,426	11
EASTWOOD, ATHENA	56	10	46	0
Write-In Totals	3	1	2	0
Write-In: Pozzolo, Luis	1	1	0	0
Not Assigned	2	0	2	0
Total Votes Cast	3,044	368	2,658	18

State Senator District 17

Vote For 1

	TOTAL	Polls	Early Provisional	S
MCLEAN, JOHN	1,325	83	1,235	7
LEACH, VENDEN "VINCE"	1,666	275	1,380	11
Write-In Totals	12	2	10	0
Not Assigned	12	2	10	0
Total Votes Cast	3,003	360	2,625	18

State Representative Dist. 17

Vote For 2

	TOTAL	Polls	Early Provisional	S
VOLK, KEVIN	1,321	79	1,235	7
JONES, RACHEL	1,575	235	1,331	9
MCGARR, CORY	1,394	208	1,179	7
Write-In Totals	9	2	7	0
Not Assigned	9	2	7	0
Total Votes Cast	4,299	524	3,752	23

Corporation Commissioner

Vote For 3

	TOTAL	Polls	Early Provisional	S
AGUILAR, YLENIA	1,137	51	1,080	6
HILL, JONATHON	1,172	58	1,110	4
POLACHECK, JOSHUA	1,114	54	1,057	3
LOPEZ, RENE	1,468	217	1,241	10
MARQUEZ PETERSON, LEA	1,479	209	1,264	6
WALDEN, RACHEL	1,584	233	1,342	9
CEASE, MIKE	74	15	59	0
LUXENBERG, NINA	79	13	65	1
Write-In Totals	8	3	5	0
Write-In: Bertone, Frank	0	0	0	0
Not Assigned	8	3	5	0
Total Votes Cast	8,115	853	7,223	39

Precinct 195

Board of Supervisors District 4

Vote For 1

	TOTAL	Polls	Early Provisional	S
BECHTOL, VANESSA	1,230	67	1,158	5
CHRISTY, STEPHEN W. "STEVE"	1,762	285	1,465	12
Write-In Totals	2	1	1	0
Not Assigned	2	1	1	0
Total Votes Cast	2,994	353	2,624	17

County Assessor

Vote For 1

	TOTAL	Polls	Early Provisional	S
DROUBIE, SUZANNE	1,767	157	1,600	10
Write-In Totals	110	23	84	3
Not Assigned	110	23	84	3
Total Votes Cast	1,877	180	1,684	13

County Attorney

Vote For 1

	TOTAL	Polls	Early Provisional	S
CONOVER, LAURA	1,459	112	1,342	5
DRUAN, HOWARD	714	122	586	6
Write-In Totals	51	11	39	1
Not Assigned	51	11	39	1
Total Votes Cast	2,224	245	1,967	12

County Recorder

Vote For 1

	TOTAL	Polls	Early Provisional	S
CÁZARES-KELLY, GABRIELLA	1,291	70	1,215	6
CAMPBELL-GONZALEZ, DOMINIC	1,599	271	1,316	12
Write-In Totals	5	1	4	0
Not Assigned	5	1	4	0
Total Votes Cast	2,895	342	2,535	18

County Sheriff

Vote For 1

	TOTAL	Polls	Early Provisional	S
NANOS, CHRIS	1,119	66	1,048	5
LAPPIN, HEATHER	1,857	292	1,552	13
Write-In Totals	6	1	5	0
Write-In: Di Genova, Trista	1	0	1	0
Not Assigned	5	1	4	0
Total Votes Cast	2,982	359	2,605	18

Precinct 195

County Superintendent of Schools

Vote For 1

	TOTAL	Polls	Early Provisional	S
WILLIAMS, DUSTIN	1,741	157	1,573	11
Write-In Totals	105	22	80	3
Not Assigned	105	22	80	3
Total Votes Cast	1,846	179	1,653	14

County Treasurer

Vote For 1

	TOTAL	Polls	Early Provisional	S
JOHNSON, BRIAN	1,172	67	1,100	5
ACKERLEY, CHRIS	1,774	280	1,482	12
Write-In Totals	5	2	2	1
Not Assigned	5	2	2	1
Total Votes Cast	2,951	349	2,584	18

Constable Precinct 8

Vote For 1

	TOTAL	Polls	Early Provisional	S
TOTH, CHRISTOPHER	1,185	67	1,112	6
LAKE, BILL	1,731	274	1,446	11
Write-In Totals	5	2	3	0
Not Assigned	5	2	3	0
Total Votes Cast	2,921	343	2,561	17

KING, KATHRYN H.

Vote For 1

	TOTAL	Polls	Early Provisional	S
Yes / Si	1,357	178	1,170	9
No	1,067	92	968	7
Total Votes Cast	2,424	270	2,138	16

BOLICK, CLINT

Vote For 1

	TOTAL	Polls	Early Provisional	S
Yes / Si	1,331	173	1,148	10
No	1,087	94	987	6
Total Votes Cast	2,418	267	2,135	16

ECKERSTROM, PETER J.

Vote For 1

	TOTAL	Polls	Early Provisional	S
Yes / Si	1,638	162	1,467	9
No	581	95	479	7
Total Votes Cast	2,219	257	1,946	16

Precinct 195

STARING, CHRISTOPHER P.

Vote For 1

	TOTAL	Polls	Early Provisional	S
Yes / Si	1,635	174	1,451	10
No	581	85	490	6
Total Votes Cast	2,216	259	1,941	16

GRIFFIN, BRENDEN J.

Vote For 1

	TOTAL	Polls	Early Provisional	S
Yes / Si	1,587	167	1,411	9
No	561	82	472	7
Total Votes Cast	2,148	249	1,883	16

LEE, KENNETH

Vote For 1

	TOTAL	Polls	Early Provisional	S
Yes / Si	1,607	162	1,435	10
No	551	92	453	6
Total Votes Cast	2,158	254	1,888	16

BRYSON, KYLE A.

Vote For 1

	TOTAL	Polls	Early Provisional	S
Yes / Si	1,615	164	1,441	10
No	534	84	444	6
Total Votes Cast	2,149	248	1,885	16

COHEN, GARY J.

Vote For 1

	TOTAL	Polls	Early Provisional	S
Yes / Si	1,595	158	1,427	10
No	543	91	446	6
Total Votes Cast	2,138	249	1,873	16

GORDON, RICHARD E.

Vote For 1

	TOTAL	Polls	Early Provisional	S
Yes / Si	1,598	166	1,423	9
No	544	82	455	7
Total Votes Cast	2,142	248	1,878	16

Precinct 195

BUTLER, MICHAEL J.

Vote For 1

	TOTAL	Polls	Early Provisional	S
Yes / Si	1,657	174	1,473	10
No	505	80	419	6
Total Votes Cast	2,162	254	1,892	16

YEHLING, WAYNE E.

Vote For 1

	TOTAL	Polls	Early Provisional	S
Yes / Si	1,603	160	1,433	10
No	544	91	447	6
Total Votes Cast	2,147	251	1,880	16

CONSTANT, DANIELLE J.K.

Vote For 1

	TOTAL	Polls	Early Provisional	S
Yes / Si	1,540	158	1,375	7
No	599	91	499	9
Total Votes Cast	2,139	249	1,874	16

METCALF, D. DOUGLAS

Vote For 1

	TOTAL	Polls	Early Provisional	S
Yes / Si	1,617	163	1,443	11
No	527	87	435	5
Total Votes Cast	2,144	250	1,878	16

MCGINLEY, CASEY F.

Vote For 1

	TOTAL	Polls	Early Provisional	S
Yes / Si	1,622	156	1,456	10
No	526	93	427	6
Total Votes Cast	2,148	249	1,883	16

SAKALL, GREG

Vote For 1

	TOTAL	Polls	Early Provisional	S
Yes / Si	1,616	159	1,447	10
No	542	90	446	6
Total Votes Cast	2,158	249	1,893	16

Precinct 195

WAGENER, JOAN L.

Vote For 1

	TOTAL	Polls	Early Provisional	S
Yes / Si	1,633	159	1,464	10
No	512	90	416	6
Total Votes Cast	2,145	249	1,880	16

JOHNSON, KELLIE L.

Vote For 1

	TOTAL	Polls	Early Provisional	S
Yes / Si	1,409	155	1,246	8
No	764	98	658	8
Total Votes Cast	2,173	253	1,904	16

ORTIZ, KIMBERLY H.

Vote For 1

	TOTAL	Polls	Early Provisional	S
Yes / Si	1,621	157	1,455	9
No	529	93	429	7
Total Votes Cast	2,150	250	1,884	16

MCDONALD, SCOTT DAVID

Vote For 1

	TOTAL	Polls	Early Provisional	S
Yes / Si	1,609	167	1,431	11
No	542	82	455	5
Total Votes Cast	2,151	249	1,886	16

ABRAMS, LISA ILKA

Vote For 1

	TOTAL	Polls	Early Provisional	S
Yes / Si	1,628	164	1,455	9
No	528	90	431	7
Total Votes Cast	2,156	254	1,886	16

Governing Board - Vail Unified School District No. 20

Vote For 3

	TOTAL	Polls	Early Provisional	S
KING, CHRISTOPHER	1,327	127	1,193	7
MOORE, LAURA	1,007	108	894	5
MOTHERSHED, JOHN	640	76	559	5
PRATT, ALLISON	1,495	143	1,343	9
TIPPETT, CALLIE BASHAM	1,391	122	1,263	6
Write-In Totals	28	6	21	1
Not Assigned	28	6	21	1
Total Votes Cast	5,888	582	5,273	33

Precinct 195

PROPOSITION 133

Vote For 1				
	TOTAL	Polls	Early Provisional	S
Yes / Si	1,182	156	1,017	9
No	1,649	178	1,464	7
Total Votes Cast	2,831	334	2,481	16

PROPOSITION 134

Vote For 1				
	TOTAL	Polls	Early Provisional	S
Yes / Si	1,210	162	1,039	9
No	1,620	163	1,450	7
Total Votes Cast	2,830	325	2,489	16

PROPOSITION 135

Vote For 1				
	TOTAL	Polls	Early Provisional	S
Yes / Si	1,310	184	1,116	10
No	1,473	144	1,325	4
Total Votes Cast	2,783	328	2,441	14

PROPOSITION 136

Vote For 1				
	TOTAL	Polls	Early Provisional	S
Yes / Si	1,001	144	848	9
No	1,755	173	1,577	5
Total Votes Cast	2,756	317	2,425	14

PROPOSITION 137

Vote For 1				
	TOTAL	Polls	Early Provisional	S
Yes / Si	572	67	501	4
No	2,195	257	1,929	9
Total Votes Cast	2,767	324	2,430	13

PROPOSITION 138

Vote For 1				
	TOTAL	Polls	Early Provisional	S
Yes / Si	777	97	671	9
No	2,081	244	1,829	8
Total Votes Cast	2,858	341	2,500	17

Precinct 195

PROPOSITION 139

Vote For 1				
	TOTAL	Polls	Early Provisional	S
Yes / Si	1,775	174	1,592	9
No	1,213	190	1,016	7
Total Votes Cast	2,988	364	2,608	16

PROPOSITION 140

Vote For 1				
	TOTAL	Polls	Early Provisional	S
Yes / Si	1,170	160	999	11
No	1,761	182	1,573	6
Total Votes Cast	2,931	342	2,572	17

PROPOSITION 311

Vote For 1				
	TOTAL	Polls	Early Provisional	S
Yes / Si	1,940	262	1,665	13
No	996	86	907	3
Total Votes Cast	2,936	348	2,572	16

PROPOSITION 312

Vote For 1				
	TOTAL	Polls	Early Provisional	S
Yes / Si	1,805	242	1,551	12
No	1,117	99	1,013	5
Total Votes Cast	2,922	341	2,564	17

PROPOSITION 313

Vote For 1				
	TOTAL	Polls	Early Provisional	S
Yes / Si	1,753	256	1,485	12
No	1,083	85	994	4
Total Votes Cast	2,836	341	2,479	16

PROPOSITION 314

Vote For 1				
	TOTAL	Polls	Early Provisional	S
Yes / Si	1,832	266	1,554	12
No	1,013	70	939	4
Total Votes Cast	2,845	336	2,493	16

Precinct 195

PROPOSITION 315

Vote For 1

	TOTAL	Polls	Early Provisional	S
Yes / Si	1,369	184	1,175	10
No	1,386	139	1,242	5
Total Votes Cast	2,755	323	2,417	15

Summary Results Report
 General Election
 November 5, 2024

OFFICIAL RESULTS
 Summary of Votes Cast
 County of Pima

Precinct 197

Statistics	TOTAL	Polls	Early Provisional	s
Registered Voters - Total	2,711			
Ballots Cast - Total	2,239	284	1,940	15
Ballots Cast - Blank	51	12	39	0
Voter Turnout - Total	82.59%			

Presidential Electors

Vote For 1	TOTAL	Polls	Early Provisional	s
HARRIS, KAMALA D.	1,122	102	1,010	10
TRUMP, DONALD J.	1,077	178	894	5
OLIVER, CHASE	8	1	7	0
STEIN, JILL	12	0	12	0
Write-In Totals	5	1	4	0
Write-In: Ayyadurai / Ellis	0	0	0	0
Write-In: Boddie / Stoneham	0	0	0	0
Write-In: De la Cruz / Garcia	1	0	1	0
Write-In: Shelton / Serra	0	0	0	0
Write-In: Skousen / Combs	0	0	0	0
Not Assigned	4	1	3	0
Total Votes Cast	2,224	282	1,927	15

U.S. Senator

Vote For 1	TOTAL	Polls	Early Provisional	s
GALLEGO, RUBEN	1,132	102	1,020	10
LAKE, KARI	965	157	803	5
QUINTANA, EDUARDO	59	10	49	0
Write-In Totals	5	0	5	0
Write-In: Williams, Sarah	0	0	0	0
Write-In: Beckett, Christopher	0	0	0	0
Write-In: Sanders, Steven Cavin	0	0	0	0
Write-In: Bozic, David	0	0	0	0
Write-In: Petty, Shawn	0	0	0	0
Write-In: Rodriguez, Benjamin	0	0	0	0
Write-In: Prosser, Jannie "Jannie"	0	0	0	0
Not Assigned	5	0	5	0
Total Votes Cast	2,161	269	1,877	15

Summary Results Report
 General Election
 November 5, 2024

OFFICIAL RESULTS
 Summary of Votes Cast
 County of Pima

Precinct 197

U.S. Representative in Congress District 6

Vote For 1

	TOTAL	Polls	Early Provisional	S
ENGEL, KIRSTEN	1,065	94	962	9
CISCOMANI, JUAN	1,002	159	838	5
EASTWOOD, ATHENA	86	16	69	1
Write-In Totals	4	0	4	0
Write-In: Pozzolo, Luis	1	0	1	0
Not Assigned	3	0	3	0
Total Votes Cast	2,157	269	1,873	15

State Senator District 17

Vote For 1

	TOTAL	Polls	Early Provisional	S
MCLEAN, JOHN	1,136	111	1,015	10
LEACH, VENDEN "VINCE"	982	151	826	5
Write-In Totals	7	1	6	0
Not Assigned	7	1	6	0
Total Votes Cast	2,125	263	1,847	15

State Representative Dist. 17

Vote For 2

	TOTAL	Polls	Early Provisional	S
VOLK, KEVIN	1,121	98	1,014	9
JONES, RACHEL	844	119	721	4
MCGARR, CORY	864	124	735	5
Write-In Totals	20	3	17	0
Not Assigned	20	3	17	0
Total Votes Cast	2,849	344	2,487	18

Corporation Commissioner

Vote For 3

	TOTAL	Polls	Early Provisional	S
AGUILAR, YLENIA	947	72	865	10
HILL, JONATHON	886	58	822	6
POLACHECK, JOSHUA	882	57	819	6
LOPEZ, RENE	853	121	728	4
MARQUEZ PETERSON, LEA	823	114	705	4
WALDEN, RACHEL	953	135	815	3
CEASE, MIKE	78	10	68	0
LUXENBERG, NINA	95	15	78	2
Write-In Totals	4	0	4	0
Write-In: Bertone, Frank	0	0	0	0
Not Assigned	4	0	4	0
Total Votes Cast	5,521	582	4,904	35

Precinct 197

Board of Supervisors District 2

	TOTAL	Polls	Early Provisional	S
HEINZ, MATT	1,094	99	985	10
BACKER, JOHN	1,013	156	852	5
Write-In Totals	5	1	4	0
Not Assigned	5	1	4	0
Total Votes Cast	2,112	256	1,841	15

County Assessor

	TOTAL	Polls	Early Provisional	S
DROUBIE, SUZANNE	1,410	163	1,236	11
Write-In Totals	61	10	50	1
Not Assigned	61	10	50	1
Total Votes Cast	1,471	173	1,286	12

County Attorney

	TOTAL	Polls	Early Provisional	S
CONOVER, LAURA	1,183	127	1,046	10
DRUAN, HOWARD	479	73	402	4
Write-In Totals	35	6	29	0
Not Assigned	35	6	29	0
Total Votes Cast	1,697	206	1,477	14

County Recorder

	TOTAL	Polls	Early Provisional	S
CÁZARES-KELLY, GABRIELLA	1,107	98	999	10
CAMPBELL-GONZALEZ, DOMINIC	951	150	797	4
Write-In Totals	5	1	4	0
Not Assigned	5	1	4	0
Total Votes Cast	2,063	249	1,800	14

County Sheriff

	TOTAL	Polls	Early Provisional	S
NANOS, CHRIS	931	88	834	9
LAPPIN, HEATHER	1,178	176	997	5
Write-In Totals	10	2	8	0
Write-In: Di Genova, Trista	0	0	0	0
Not Assigned	10	2	8	0
Total Votes Cast	2,119	266	1,839	14

Precinct 197

County Superintendent of Schools

Vote For 1

	TOTAL	Polls	Early Provisional	S
WILLIAMS, DUSTIN	1,409	165	1,233	11
Write-In Totals	61	9	51	1
Not Assigned	61	9	51	1
Total Votes Cast	1,470	174	1,284	12

County Treasurer

Vote For 1

	TOTAL	Polls	Early Provisional	S
JOHNSON, BRIAN	1,009	88	912	9
ACKERLEY, CHRIS	1,081	163	913	5
Write-In Totals	4	1	3	0
Not Assigned	4	1	3	0
Total Votes Cast	2,094	252	1,828	14

Justice of the Peace Precinct 2

Vote For 1

	TOTAL	Polls	Early Provisional	S
CORNEJO, ERICA	1,408	168	1,229	11
Write-In Totals	64	7	56	1
Not Assigned	64	7	56	1
Total Votes Cast	1,472	175	1,285	12

KING, KATHRYN H.

Vote For 1

	TOTAL	Polls	Early Provisional	S
Yes / Si	1,016	136	871	9
No	746	83	660	3
Total Votes Cast	1,762	219	1,531	12

BOLICK, CLINT

Vote For 1

	TOTAL	Polls	Early Provisional	S
Yes / Si	948	128	812	8
No	796	89	703	4
Total Votes Cast	1,744	217	1,515	12

ECKERSTROM, PETER J.

Vote For 1

	TOTAL	Polls	Early Provisional	S
Yes / Si	1,180	138	1,031	11
No	459	70	387	2
Total Votes Cast	1,639	208	1,418	13

Precinct 197

STARING, CHRISTOPHER P.

Vote For 1

	TOTAL	Polls	Early Provisional	S
Yes / Si	1,182	138	1,033	11
No	464	71	391	2
Total Votes Cast	1,646	209	1,424	13

GRIFFIN, BRENDEN J.

Vote For 1

	TOTAL	Polls	Early Provisional	S
Yes / Si	1,134	134	991	9
No	468	69	396	3
Total Votes Cast	1,602	203	1,387	12

LEE, KENNETH

Vote For 1

	TOTAL	Polls	Early Provisional	S
Yes / Si	1,138	135	993	10
No	455	64	389	2
Total Votes Cast	1,593	199	1,382	12

BRYSON, KYLE A.

Vote For 1

	TOTAL	Polls	Early Provisional	S
Yes / Si	1,154	135	1,009	10
No	441	65	374	2
Total Votes Cast	1,595	200	1,383	12

COHEN, GARY J.

Vote For 1

	TOTAL	Polls	Early Provisional	S
Yes / Si	1,127	130	990	7
No	473	70	398	5
Total Votes Cast	1,600	200	1,388	12

GORDON, RICHARD E.

Vote For 1

	TOTAL	Polls	Early Provisional	S
Yes / Si	1,132	131	992	9
No	471	70	398	3
Total Votes Cast	1,603	201	1,390	12

Precinct 197

BUTLER, MICHAEL J.

Vote For 1

	TOTAL	Polls	Early Provisional	S
Yes / Si	1,146	134	1,003	9
No	453	66	384	3
Total Votes Cast	1,599	200	1,387	12

YEHLING, WAYNE E.

Vote For 1

	TOTAL	Polls	Early Provisional	S
Yes / Si	1,126	127	990	9
No	474	74	397	3
Total Votes Cast	1,600	201	1,387	12

CONSTANT, DANIELLE J.K.

Vote For 1

	TOTAL	Polls	Early Provisional	S
Yes / Si	1,105	129	967	9
No	491	71	417	3
Total Votes Cast	1,596	200	1,384	12

METCALF, D. DOUGLAS

Vote For 1

	TOTAL	Polls	Early Provisional	S
Yes / Si	1,146	132	1,007	7
No	450	67	379	4
Total Votes Cast	1,596	199	1,386	11

MCGINLEY, CASEY F.

Vote For 1

	TOTAL	Polls	Early Provisional	S
Yes / Si	1,150	133	1,006	11
No	446	66	379	1
Total Votes Cast	1,596	199	1,385	12

SAKALL, GREG

Vote For 1

	TOTAL	Polls	Early Provisional	S
Yes / Si	1,103	132	961	10
No	499	69	428	2
Total Votes Cast	1,602	201	1,389	12

Precinct 197

WAGENER, JOAN L.

Vote For 1		TOTAL	Polls	Early Provisional	S
Yes / Si		1,147	134	1,003	10
No		453	66	385	2
Total Votes Cast		1,600	200	1,388	12

JOHNSON, KELLIE L.

Vote For 1		TOTAL	Polls	Early Provisional	S
Yes / Si		1,047	123	916	8
No		572	78	490	4
Total Votes Cast		1,619	201	1,406	12

ORTIZ, KIMBERLY H.

Vote For 1		TOTAL	Polls	Early Provisional	S
Yes / Si		1,149	132	1,007	10
No		451	68	381	2
Total Votes Cast		1,600	200	1,388	12

MCDONALD, SCOTT DAVID

Vote For 1		TOTAL	Polls	Early Provisional	S
Yes / Si		1,116	127	981	8
No		479	69	406	4
Total Votes Cast		1,595	196	1,387	12

ABRAMS, LISA ILKA

Vote For 1		TOTAL	Polls	Early Provisional	S
Yes / Si		1,156	137	1,009	10
No		439	62	375	2
Total Votes Cast		1,595	199	1,384	12

Governing Board - Tucson Unified School District (TUSD) No. 1

Vote For 3		TOTAL	Polls	Early Provisional	S
ACOSTA RUIZ, PILAR		710	84	622	4
FLORES, ESTEBAN		602	72	526	4
LUNA ROSE, NATALIE		892	96	791	5
SHAH, RAVI		652	60	586	6
SHAW, SADIE		893	85	800	8
Write-In Totals		25	2	23	0
Not Assigned		25	2	23	0
Total Votes Cast		3,774	399	3,348	27

Precinct 197

PROPOSITION 133

Vote For 1		TOTAL	Polls	Early Provisional	S
Yes / Si	765	111	648	6	
No	1,182	128	1,046	8	
Total Votes Cast	1,947	239	1,694	14	

PROPOSITION 134

Vote For 1		TOTAL	Polls	Early Provisional	S
Yes / Si	746	116	626	4	
No	1,185	119	1,055	11	
Total Votes Cast	1,931	235	1,681	15	

PROPOSITION 135

Vote For 1		TOTAL	Polls	Early Provisional	S
Yes / Si	854	135	713	6	
No	1,062	101	953	8	
Total Votes Cast	1,916	236	1,666	14	

PROPOSITION 136

Vote For 1		TOTAL	Polls	Early Provisional	S
Yes / Si	642	101	538	3	
No	1,238	124	1,103	11	
Total Votes Cast	1,880	225	1,641	14	

PROPOSITION 137

Vote For 1		TOTAL	Polls	Early Provisional	S
Yes / Si	396	61	331	4	
No	1,517	178	1,330	9	
Total Votes Cast	1,913	239	1,661	13	

PROPOSITION 138

Vote For 1		TOTAL	Polls	Early Provisional	S
Yes / Si	370	53	314	3	
No	1,616	192	1,413	11	
Total Votes Cast	1,986	245	1,727	14	

Precinct 197

PROPOSITION 139

Vote For 1

	TOTAL	Polls	Early Provisional	S
Yes / Si	1,399	160	1,228	11
No	706	107	595	4
Total Votes Cast	2,105	267	1,823	15

PROPOSITION 140

Vote For 1

	TOTAL	Polls	Early Provisional	S
Yes / Si	932	122	802	8
No	1,106	122	977	7
Total Votes Cast	2,038	244	1,779	15

PROPOSITION 311

Vote For 1

	TOTAL	Polls	Early Provisional	S
Yes / Si	1,386	191	1,185	10
No	672	60	607	5
Total Votes Cast	2,058	251	1,792	15

PROPOSITION 312

Vote For 1

	TOTAL	Polls	Early Provisional	S
Yes / Si	1,196	179	1,009	8
No	827	67	753	7
Total Votes Cast	2,023	246	1,762	15

PROPOSITION 313

Vote For 1

	TOTAL	Polls	Early Provisional	S
Yes / Si	1,325	185	1,128	12
No	672	55	614	3
Total Votes Cast	1,997	240	1,742	15

PROPOSITION 314

Vote For 1

	TOTAL	Polls	Early Provisional	S
Yes / Si	1,231	173	1,050	8
No	749	62	680	7
Total Votes Cast	1,980	235	1,730	15

Precinct 197

PROPOSITION 315

Vote For 1

	TOTAL	Polls	Early Provisional	S
Yes / Si	836	122	706	8
No	1,042	99	936	7
Total Votes Cast	1,878	221	1,642	15

Summary Results Report
 General Election
 November 5, 2024

OFFICIAL RESULTS
 Summary of Votes Cast
 County of Pima

Precinct 198

Statistics	TOTAL	Polls	Early Provisional	s
Registered Voters - Total	2,444			
Ballots Cast - Total	2,148	305	1,835	8
Ballots Cast - Blank	28	7	21	0
Voter Turnout - Total	87.89%			

Presidential Electors

Vote For 1	TOTAL	Polls	Early Provisional	s
HARRIS, KAMALA D.	760	58	700	2
TRUMP, DONALD J.	1,339	236	1,097	6
OLIVER, CHASE	17	6	11	0
STEIN, JILL	10	2	8	0
Write-In Totals	13	0	13	0
Write-In: Ayyadurai / Ellis	0	0	0	0
Write-In: Boddie / Stoneham	0	0	0	0
Write-In: De la Cruz / Garcia	1	0	1	0
Write-In: Shelton / Serra	0	0	0	0
Write-In: Skousen / Combs	0	0	0	0
Not Assigned	12	0	12	0
Total Votes Cast	2,139	302	1,829	8

U.S. Senator

Vote For 1	TOTAL	Polls	Early Provisional	s
GALLEGO, RUBEN	798	66	731	1
LAKE, KARI	1,247	221	1,020	6
QUINTANA, EDUARDO	40	7	33	0
Write-In Totals	2	0	2	0
Write-In: Williams, Sarah	0	0	0	0
Write-In: Beckett, Christopher	0	0	0	0
Write-In: Sanders, Steven Cavin	0	0	0	0
Write-In: Bozic, David	0	0	0	0
Write-In: Petty, Shawn	0	0	0	0
Write-In: Rodriguez, Benjamin	0	0	0	0
Write-In: Prosser, Jannie "Jannie"	0	0	0	0
Not Assigned	2	0	2	0
Total Votes Cast	2,087	294	1,786	7

Summary Results Report
 General Election
 November 5, 2024

OFFICIAL RESULTS
 Summary of Votes Cast
 County of Pima

Precinct 198

U.S. Representative in Congress District 6

Vote For 1

	TOTAL	Polls	Early Provisional	S
ENGEL, KIRSTEN	692	52	638	2
CISCOMANI, JUAN	1,345	231	1,108	6
EASTWOOD, ATHENA	43	7	36	0
Write-In Totals	3	2	1	0
Write-In: Pozzolo, Luis	0	0	0	0
Not Assigned	3	2	1	0
Total Votes Cast	2,083	292	1,783	8

State Senator District 17

Vote For 1

	TOTAL	Polls	Early Provisional	S
MCLEAN, JOHN	765	62	700	3
LEACH, VENDEN "VINCE"	1,288	228	1,055	5
Write-In Totals	5	1	4	0
Not Assigned	5	1	4	0
Total Votes Cast	2,058	291	1,759	8

State Representative Dist. 17

Vote For 2

	TOTAL	Polls	Early Provisional	S
VOLK, KEVIN	768	58	708	2
JONES, RACHEL	1,120	173	943	4
MCGARR, CORY	1,147	195	948	4
Write-In Totals	5	1	4	0
Not Assigned	5	1	4	0
Total Votes Cast	3,040	427	2,603	10

Corporation Commissioner

Vote For 3

	TOTAL	Polls	Early Provisional	S
AGUILAR, YLENIA	621	48	573	0
HILL, JONATHON	606	43	563	0
POLACHECK, JOSHUA	595	37	557	1
LOPEZ, RENE	1,128	178	946	4
MARQUEZ PETERSON, LEA	1,147	178	965	4
WALDEN, RACHEL	1,189	194	991	4
CEASE, MIKE	68	10	57	1
LUXENBERG, NINA	72	12	60	0
Write-In Totals	6	3	3	0
Write-In: Bertone, Frank	0	0	0	0
Not Assigned	6	3	3	0
Total Votes Cast	5,432	703	4,715	14

Precinct 198

Board of Supervisors District 4

Vote For 1

	TOTAL	Polls	Early Provisional	S
BECHTOL, VANESSA	673	47	624	2
CHRISTY, STEPHEN W. "STEVE"	1,359	228	1,125	6
Write-In Totals	2	2	0	0
Not Assigned	2	2	0	0
Total Votes Cast	2,034	277	1,749	8

County Assessor

Vote For 1

	TOTAL	Polls	Early Provisional	S
DROUBIE, SUZANNE	1,119	138	976	5
Write-In Totals	129	18	110	1
Not Assigned	129	18	110	1
Total Votes Cast	1,248	156	1,086	6

County Attorney

Vote For 1

	TOTAL	Polls	Early Provisional	S
CONOVER, LAURA	901	81	816	4
DRUAN, HOWARD	518	104	411	3
Write-In Totals	70	10	60	0
Not Assigned	70	10	60	0
Total Votes Cast	1,489	195	1,287	7

County Recorder

Vote For 1

	TOTAL	Polls	Early Provisional	S
CÁZARES-KELLY, GABRIELLA	728	52	674	2
CAMPBELL-GONZALEZ, DOMINIC	1,251	223	1,022	6
Write-In Totals	4	1	3	0
Not Assigned	4	1	3	0
Total Votes Cast	1,983	276	1,699	8

County Sheriff

Vote For 1

	TOTAL	Polls	Early Provisional	S
NANOS, CHRIS	634	51	581	2
LAPPIN, HEATHER	1,413	236	1,171	6
Write-In Totals	0	0	0	0
Write-In: Di Genova, Trista	0	0	0	0
Not Assigned	0	0	0	0
Total Votes Cast	2,047	287	1,752	8

Precinct 198

County Superintendent of Schools

Vote For 1

	TOTAL	Polls	Early Provisional	S
WILLIAMS, DUSTIN	1,124	137	981	6
Write-In Totals	111	19	92	0
Not Assigned	111	19	92	0
Total Votes Cast	1,235	156	1,073	6

County Treasurer

Vote For 1

	TOTAL	Polls	Early Provisional	S
JOHNSON, BRIAN	633	46	585	2
ACKERLEY, CHRIS	1,378	231	1,141	6
Write-In Totals	6	2	4	0
Not Assigned	6	2	4	0
Total Votes Cast	2,017	279	1,730	8

Constable Precinct 7

Vote For 1

	TOTAL	Polls	Early Provisional	S
SCHENEK JR., THOMAS	1,607	251	1,349	7
Write-In Totals	32	4	27	1
Not Assigned	32	4	27	1
Total Votes Cast	1,639	255	1,376	8

KING, KATHRYN H.

Vote For 1

	TOTAL	Polls	Early Provisional	S
Yes / Si	1,010	162	842	6
No	620	62	556	2
Total Votes Cast	1,630	224	1,398	8

BOLICK, CLINT

Vote For 1

	TOTAL	Polls	Early Provisional	S
Yes / Si	989	157	828	4
No	631	67	561	3
Total Votes Cast	1,620	224	1,389	7

ECKERSTROM, PETER J.

Vote For 1

	TOTAL	Polls	Early Provisional	S
Yes / Si	1,065	155	906	4
No	469	68	398	3
Total Votes Cast	1,534	223	1,304	7

Precinct 198

STARING, CHRISTOPHER P.

Vote For 1

	TOTAL	Polls	Early Provisional	S
Yes / Si	1,079	150	923	6
No	436	70	364	2
Total Votes Cast	1,515	220	1,287	8

GRIFFIN, BRENDEN J.

Vote For 1

	TOTAL	Polls	Early Provisional	S
Yes / Si	1,042	148	888	6
No	428	61	365	2
Total Votes Cast	1,470	209	1,253	8

LEE, KENNETH

Vote For 1

	TOTAL	Polls	Early Provisional	S
Yes / Si	1,045	145	894	6
No	423	64	358	1
Total Votes Cast	1,468	209	1,252	7

BRYSON, KYLE A.

Vote For 1

	TOTAL	Polls	Early Provisional	S
Yes / Si	1,075	146	922	7
No	388	63	324	1
Total Votes Cast	1,463	209	1,246	8

COHEN, GARY J.

Vote For 1

	TOTAL	Polls	Early Provisional	S
Yes / Si	1,047	142	901	4
No	407	66	338	3
Total Votes Cast	1,454	208	1,239	7

GORDON, RICHARD E.

Vote For 1

	TOTAL	Polls	Early Provisional	S
Yes / Si	1,050	146	899	5
No	412	63	347	2
Total Votes Cast	1,462	209	1,246	7

Precinct 198

BUTLER, MICHAEL J.

Vote For 1

	TOTAL	Polls	Early Provisional	S
Yes / Si	1,065	144	916	5
No	398	66	329	3
Total Votes Cast	1,463	210	1,245	8

YEHLING, WAYNE E.

Vote For 1

	TOTAL	Polls	Early Provisional	S
Yes / Si	1,040	140	895	5
No	412	68	342	2
Total Votes Cast	1,452	208	1,237	7

CONSTANT, DANIELLE J.K.

Vote For 1

	TOTAL	Polls	Early Provisional	S
Yes / Si	996	136	855	5
No	451	70	379	2
Total Votes Cast	1,447	206	1,234	7

METCALF, D. DOUGLAS

Vote For 1

	TOTAL	Polls	Early Provisional	S
Yes / Si	1,058	142	911	5
No	388	61	325	2
Total Votes Cast	1,446	203	1,236	7

MCGINLEY, CASEY F.

Vote For 1

	TOTAL	Polls	Early Provisional	S
Yes / Si	1,065	141	918	6
No	394	67	326	1
Total Votes Cast	1,459	208	1,244	7

SAKALL, GREG

Vote For 1

	TOTAL	Polls	Early Provisional	S
Yes / Si	1,069	143	921	5
No	385	62	321	2
Total Votes Cast	1,454	205	1,242	7

Precinct 198

WAGENER, JOAN L.

Vote For 1		TOTAL	Polls	Early Provisional	s
Yes / Si	1,034	142	887	5	
No	420	65	353	2	
Total Votes Cast	1,454	207	1,240	7	

JOHNSON, KELLIE L.

Vote For 1		TOTAL	Polls	Early Provisional	s
Yes / Si	993	141	846	6	
No	480	64	415	1	
Total Votes Cast	1,473	205	1,261	7	

ORTIZ, KIMBERLY H.

Vote For 1		TOTAL	Polls	Early Provisional	s
Yes / Si	1,047	142	901	4	
No	406	63	340	3	
Total Votes Cast	1,453	205	1,241	7	

MCDONALD, SCOTT DAVID

Vote For 1		TOTAL	Polls	Early Provisional	s
Yes / Si	1,048	149	893	6	
No	409	59	349	1	
Total Votes Cast	1,457	208	1,242	7	

ABRAMS, LISA ILKA

Vote For 1		TOTAL	Polls	Early Provisional	s
Yes / Si	1,065	148	912	5	
No	391	62	327	2	
Total Votes Cast	1,456	210	1,239	7	

Governing Board - Vail Unified School District No. 20

Vote For 3		TOTAL	Polls	Early Provisional	s
KING, CHRISTOPHER	1,094	136	955	3	
MOORE, LAURA	691	105	584	2	
MOTHERSHED, JOHN	446	75	370	1	
PRATT, ALLISON	1,135	134	995	6	
TIPPETT, CALLIE BASHAM	1,008	115	893	0	
Write-In Totals	23	3	20	0	
Not Assigned	23	3	20	0	
Total Votes Cast	4,397	568	3,817	12	

Precinct 198

PROPOSITION 133

Vote For 1				
	TOTAL	Polls	Early Provisional	S
Yes / Si	850	140	706	4
No	1,087	131	952	4
Total Votes Cast	1,937	271	1,658	8

PROPOSITION 134

Vote For 1				
	TOTAL	Polls	Early Provisional	S
Yes / Si	866	134	729	3
No	1,078	130	943	5
Total Votes Cast	1,944	264	1,672	8

PROPOSITION 135

Vote For 1				
	TOTAL	Polls	Early Provisional	S
Yes / Si	969	152	812	5
No	963	118	842	3
Total Votes Cast	1,932	270	1,654	8

PROPOSITION 136

Vote For 1				
	TOTAL	Polls	Early Provisional	S
Yes / Si	726	124	600	2
No	1,167	129	1,033	5
Total Votes Cast	1,893	253	1,633	7

PROPOSITION 137

Vote For 1				
	TOTAL	Polls	Early Provisional	S
Yes / Si	379	59	317	3
No	1,534	198	1,331	5
Total Votes Cast	1,913	257	1,648	8

PROPOSITION 138

Vote For 1				
	TOTAL	Polls	Early Provisional	S
Yes / Si	557	79	476	2
No	1,426	197	1,223	6
Total Votes Cast	1,983	276	1,699	8

Precinct 198

PROPOSITION 139

Vote For 1				
	TOTAL	Polls	Early Provisional	S
Yes / Si	1,149	152	991	6
No	913	139	772	2
Total Votes Cast	2,062	291	1,763	8

PROPOSITION 140

Vote For 1				
	TOTAL	Polls	Early Provisional	S
Yes / Si	817	132	679	6
No	1,190	151	1,037	2
Total Votes Cast	2,007	283	1,716	8

PROPOSITION 311

Vote For 1				
	TOTAL	Polls	Early Provisional	S
Yes / Si	1,434	210	1,219	5
No	598	73	522	3
Total Votes Cast	2,032	283	1,741	8

PROPOSITION 312

Vote For 1				
	TOTAL	Polls	Early Provisional	S
Yes / Si	1,327	208	1,112	7
No	683	70	612	1
Total Votes Cast	2,010	278	1,724	8

PROPOSITION 313

Vote For 1				
	TOTAL	Polls	Early Provisional	S
Yes / Si	1,360	216	1,140	4
No	602	61	538	3
Total Votes Cast	1,962	277	1,678	7

PROPOSITION 314

Vote For 1				
	TOTAL	Polls	Early Provisional	S
Yes / Si	1,390	228	1,157	5
No	561	43	516	2
Total Votes Cast	1,951	271	1,673	7

Precinct 198

PROPOSITION 315

Vote For 1

	TOTAL	Polls	Early Provisional	S
Yes / Si	973	163	808	2
No	901	98	798	5
Total Votes Cast	1,874	261	1,606	7

Summary Results Report
 General Election
 November 5, 2024

OFFICIAL RESULTS
 Summary of Votes Cast
 County of Pima

Precinct 199

Statistics	TOTAL	Polls	Early Provisional	s
Registered Voters - Total	2,782			
Ballots Cast - Total	2,488	281	2,204	3
Ballots Cast - Blank	26	8	17	1
Voter Turnout - Total	89.43%			

Presidential Electors

Vote For 1	TOTAL	Polls	Early Provisional	s
HARRIS, KAMALA D.	1,166	86	1,080	0
TRUMP, DONALD J.	1,268	183	1,083	2
OLIVER, CHASE	18	4	14	0
STEIN, JILL	14	1	12	1
Write-In Totals	6	2	4	0
Write-In: Ayyadurai / Ellis	0	0	0	0
Write-In: Boddie / Stoneham	0	0	0	0
Write-In: De la Cruz / Garcia	0	0	0	0
Write-In: Shelton / Serra	0	0	0	0
Write-In: Skousen / Combs	1	0	1	0
Not Assigned	5	2	3	0
Total Votes Cast	2,472	276	2,193	3

U.S. Senator

Vote For 1	TOTAL	Polls	Early Provisional	s
GALLEGO, RUBEN	1,197	90	1,106	1
LAKE, KARI	1,191	173	1,016	2
QUINTANA, EDUARDO	47	9	38	0
Write-In Totals	4	0	4	0
Write-In: Williams, Sarah	0	0	0	0
Write-In: Beckett, Christopher	0	0	0	0
Write-In: Sanders, Steven Cavin	0	0	0	0
Write-In: Bozic, David	0	0	0	0
Write-In: Petty, Shawn	0	0	0	0
Write-In: Rodriguez, Benjamin	0	0	0	0
Write-In: Prosser, Jannie "Jannie"	0	0	0	0
Not Assigned	4	0	4	0
Total Votes Cast	2,439	272	2,164	3

Summary Results Report
 General Election
 November 5, 2024

OFFICIAL RESULTS
 Summary of Votes Cast
 County of Pima

Precinct 199

U.S. Representative in Congress District 6

Vote For 1

	TOTAL	Polls	Early Provisional	S
ENGEL, KIRSTEN	1,090	75	1,014	1
CISCOMANI, JUAN	1,297	187	1,108	2
EASTWOOD, ATHENA	44	9	35	0
Write-In Totals	5	0	5	0
Write-In: Pozzolo, Luis	1	0	1	0
Not Assigned	4	0	4	0
Total Votes Cast	2,436	271	2,162	3

State Senator District 17

Vote For 1

	TOTAL	Polls	Early Provisional	S
MCLEAN, JOHN	1,159	83	1,075	1
LEACH, VENDEN "VINCE"	1,240	182	1,056	2
Write-In Totals	9	1	8	0
Not Assigned	9	1	8	0
Total Votes Cast	2,408	266	2,139	3

State Representative Dist. 17

Vote For 2

	TOTAL	Polls	Early Provisional	S
VOLK, KEVIN	1,158	79	1,078	1
JONES, RACHEL	1,263	177	1,085	1
MCGARR, CORY	1,108	153	953	2
Write-In Totals	12	0	12	0
Not Assigned	12	0	12	0
Total Votes Cast	3,541	409	3,128	4

Corporation Commissioner

Vote For 3

	TOTAL	Polls	Early Provisional	S
AGUILAR, YLENIA	968	58	910	0
HILL, JONATHON	998	67	931	0
POLACHECK, JOSHUA	967	52	915	0
LOPEZ, RENE	1,152	162	989	1
MARQUEZ PETERSON, LEA	1,162	156	1,004	2
WALDEN, RACHEL	1,185	170	1,014	1
CEASE, MIKE	74	17	57	0
LUXENBERG, NINA	76	9	66	1
Write-In Totals	2	1	1	0
Write-In: Bertone, Frank	1	0	1	0
Not Assigned	1	1	0	0
Total Votes Cast	6,584	692	5,887	5

Precinct 199

Board of Supervisors District 4

Vote For 1

	TOTAL	Polls	Early Provisional	S
BECHTOL, VANESSA	1,014	66	947	1
CHRISTY, STEPHEN W. "STEVE"	1,369	197	1,170	2
Write-In Totals	1	0	1	0
Not Assigned	1	0	1	0
Total Votes Cast	2,384	263	2,118	3

County Assessor

Vote For 1

	TOTAL	Polls	Early Provisional	S
DROUBIE, SUZANNE	1,447	136	1,310	1
Write-In Totals	95	14	81	0
Not Assigned	95	14	81	0
Total Votes Cast	1,542	150	1,391	1

County Attorney

Vote For 1

	TOTAL	Polls	Early Provisional	S
CONOVER, LAURA	1,230	99	1,130	1
DRUAN, HOWARD	500	76	423	1
Write-In Totals	46	8	38	0
Not Assigned	46	8	38	0
Total Votes Cast	1,776	183	1,591	2

County Recorder

Vote For 1

	TOTAL	Polls	Early Provisional	S
CÁZARES-KELLY, GABRIELLA	1,106	74	1,031	1
CAMPBELL-GONZALEZ, DOMINIC	1,218	182	1,034	2
Write-In Totals	2	0	2	0
Not Assigned	2	0	2	0
Total Votes Cast	2,326	256	2,067	3

County Sheriff

Vote For 1

	TOTAL	Polls	Early Provisional	S
NANOS, CHRIS	910	71	839	0
LAPPIN, HEATHER	1,464	195	1,266	3
Write-In Totals	11	2	9	0
Write-In: Di Genova, Trista	0	0	0	0
Not Assigned	11	2	9	0
Total Votes Cast	2,385	268	2,114	3

Precinct 199

County Superintendent of Schools

Vote For 1

	TOTAL	Polls	Early Provisional	S
WILLIAMS, DUSTIN	1,409	132	1,276	1
Write-In Totals	78	14	64	0
Not Assigned	78	14	64	0
Total Votes Cast	1,487	146	1,340	1

County Treasurer

Vote For 1

	TOTAL	Polls	Early Provisional	S
JOHNSON, BRIAN	994	65	928	1
ACKERLEY, CHRIS	1,353	193	1,158	2
Write-In Totals	2	0	2	0
Not Assigned	2	0	2	0
Total Votes Cast	2,349	258	2,088	3

Constable Precinct 1

Vote For 1

	TOTAL	Polls	Early Provisional	S
ROOSEVELT, MARK	1,029	69	959	1
ROWLAND, DANIEL	1,292	187	1,103	2
Write-In Totals	4	0	4	0
Not Assigned	4	0	4	0
Total Votes Cast	2,325	256	2,066	3

KING, KATHRYN H.

Vote For 1

	TOTAL	Polls	Early Provisional	S
Yes / Si	1,127	124	1,002	1
No	864	77	786	1
Total Votes Cast	1,991	201	1,788	2

BOLICK, CLINT

Vote For 1

	TOTAL	Polls	Early Provisional	S
Yes / Si	1,086	119	966	1
No	890	78	811	1
Total Votes Cast	1,976	197	1,777	2

ECKERSTROM, PETER J.

Vote For 1

	TOTAL	Polls	Early Provisional	S
Yes / Si	1,345	123	1,220	2
No	469	64	405	0
Total Votes Cast	1,814	187	1,625	2

Precinct 199

STARING, CHRISTOPHER P.

Vote For 1		TOTAL	Polls	Early Provisional	S
Yes / Si		1,313	118	1,194	1
No		508	67	440	1
Total Votes Cast		1,821	185	1,634	2

GRIFFIN, BRENDEN J.

Vote For 1		TOTAL	Polls	Early Provisional	S
Yes / Si		1,276	120	1,154	2
No		462	59	403	0
Total Votes Cast		1,738	179	1,557	2

LEE, KENNETH

Vote For 1		TOTAL	Polls	Early Provisional	S
Yes / Si		1,281	117	1,162	2
No		449	59	390	0
Total Votes Cast		1,730	176	1,552	2

BRYSON, KYLE A.

Vote For 1		TOTAL	Polls	Early Provisional	S
Yes / Si		1,305	118	1,185	2
No		437	58	379	0
Total Votes Cast		1,742	176	1,564	2

COHEN, GARY J.

Vote For 1		TOTAL	Polls	Early Provisional	S
Yes / Si		1,274	119	1,154	1
No		456	57	398	1
Total Votes Cast		1,730	176	1,552	2

GORDON, RICHARD E.

Vote For 1		TOTAL	Polls	Early Provisional	S
Yes / Si		1,292	117	1,173	2
No		443	58	385	0
Total Votes Cast		1,735	175	1,558	2

Precinct 199

BUTLER, MICHAEL J.

Vote For 1

	TOTAL	Polls	Early Provisional	S
Yes / Si	1,310	119	1,189	2
No	428	55	373	0
Total Votes Cast	1,738	174	1,562	2

YEHLING, WAYNE E.

Vote For 1

	TOTAL	Polls	Early Provisional	S
Yes / Si	1,265	113	1,151	1
No	468	61	406	1
Total Votes Cast	1,733	174	1,557	2

CONSTANT, DANIELLE J.K.

Vote For 1

	TOTAL	Polls	Early Provisional	S
Yes / Si	1,236	115	1,120	1
No	496	59	436	1
Total Votes Cast	1,732	174	1,556	2

METCALF, D. DOUGLAS

Vote For 1

	TOTAL	Polls	Early Provisional	S
Yes / Si	1,290	117	1,171	2
No	442	58	384	0
Total Votes Cast	1,732	175	1,555	2

MCGINLEY, CASEY F.

Vote For 1

	TOTAL	Polls	Early Provisional	S
Yes / Si	1,317	123	1,193	1
No	424	54	369	1
Total Votes Cast	1,741	177	1,562	2

SAKALL, GREG

Vote For 1

	TOTAL	Polls	Early Provisional	S
Yes / Si	1,286	122	1,162	2
No	449	54	395	0
Total Votes Cast	1,735	176	1,557	2

Precinct 199

WAGENER, JOAN L.

Vote For 1

	TOTAL	Polls	Early Provisional	S
Yes / Si	1,287	118	1,167	2
No	440	58	382	0
Total Votes Cast	1,727	176	1,549	2

JOHNSON, KELLIE L.

Vote For 1

	TOTAL	Polls	Early Provisional	S
Yes / Si	1,156	113	1,041	2
No	609	62	547	0
Total Votes Cast	1,765	175	1,588	2

ORTIZ, KIMBERLY H.

Vote For 1

	TOTAL	Polls	Early Provisional	S
Yes / Si	1,296	116	1,179	1
No	434	60	373	1
Total Votes Cast	1,730	176	1,552	2

MCDONALD, SCOTT DAVID

Vote For 1

	TOTAL	Polls	Early Provisional	S
Yes / Si	1,278	122	1,155	1
No	455	54	400	1
Total Votes Cast	1,733	176	1,555	2

ABRAMS, LISA ILKA

Vote For 1

	TOTAL	Polls	Early Provisional	S
Yes / Si	1,282	116	1,164	2
No	456	62	394	0
Total Votes Cast	1,738	178	1,558	2

Governing Board - Tanque Verde Unified School District No. 13

Vote For 3

	TOTAL	Polls	Early Provisional	S
BRENT, CHRISTY	1,070	119	951	0
NEFF, JEFFREY	1,320	125	1,195	0
SCHALK, JEREMY	1,038	87	951	0
VELOSA, ANNE	1,141	114	1,026	1
Write-In Totals	20	5	15	0
Not Assigned	20	5	15	0
Total Votes Cast	4,589	450	4,138	1

Precinct 199

PROPOSITION 133

Vote For 1				
	TOTAL	Polls	Early Provisional	S
Yes / Si	871	101	768	2
No	1,378	153	1,225	0
Total Votes Cast	2,249	254	1,993	2

PROPOSITION 134

Vote For 1				
	TOTAL	Polls	Early Provisional	S
Yes / Si	896	112	783	1
No	1,357	140	1,216	1
Total Votes Cast	2,253	252	1,999	2

PROPOSITION 135

Vote For 1				
	TOTAL	Polls	Early Provisional	S
Yes / Si	1,029	119	908	2
No	1,204	130	1,074	0
Total Votes Cast	2,233	249	1,982	2

PROPOSITION 136

Vote For 1				
	TOTAL	Polls	Early Provisional	S
Yes / Si	780	93	686	1
No	1,435	152	1,282	1
Total Votes Cast	2,215	245	1,968	2

PROPOSITION 137

Vote For 1				
	TOTAL	Polls	Early Provisional	S
Yes / Si	468	48	419	1
No	1,764	203	1,560	1
Total Votes Cast	2,232	251	1,979	2

PROPOSITION 138

Vote For 1				
	TOTAL	Polls	Early Provisional	S
Yes / Si	582	74	508	0
No	1,695	183	1,510	2
Total Votes Cast	2,277	257	2,018	2

Precinct 199

PROPOSITION 139

Vote For 1

	TOTAL	Polls	Early Provisional	S
Yes / Si	1,456	133	1,322	1
No	934	136	797	1
Total Votes Cast	2,390	269	2,119	2

PROPOSITION 140

Vote For 1

	TOTAL	Polls	Early Provisional	S
Yes / Si	856	99	756	1
No	1,486	161	1,324	1
Total Votes Cast	2,342	260	2,080	2

PROPOSITION 311

Vote For 1

	TOTAL	Polls	Early Provisional	S
Yes / Si	1,441	169	1,270	2
No	908	92	816	0
Total Votes Cast	2,349	261	2,086	2

PROPOSITION 312

Vote For 1

	TOTAL	Polls	Early Provisional	S
Yes / Si	1,353	165	1,187	1
No	985	96	888	1
Total Votes Cast	2,338	261	2,075	2

PROPOSITION 313

Vote For 1

	TOTAL	Polls	Early Provisional	S
Yes / Si	1,350	170	1,179	1
No	935	85	849	1
Total Votes Cast	2,285	255	2,028	2

PROPOSITION 314

Vote For 1

	TOTAL	Polls	Early Provisional	S
Yes / Si	1,376	174	1,201	1
No	901	78	822	1
Total Votes Cast	2,277	252	2,023	2

Precinct 199

PROPOSITION 315

Vote For 1

	TOTAL	Polls	Early Provisional	S
Yes / Si	1,008	127	880	1
No	1,192	111	1,080	1
Total Votes Cast	2,200	238	1,960	2

Precinct 200

Statistics	TOTAL	Polls	Early Provisional	s
Registered Voters - Total	2,272			
Ballots Cast - Total	2,021	184	1,822	15
Ballots Cast - Blank	24	4	18	2
Voter Turnout - Total	88.95%			

Presidential Electors

Vote For 1	TOTAL	Polls	Early Provisional	s
HARRIS, KAMALA D.	886	58	825	3
TRUMP, DONALD J.	1,110	122	976	12
OLIVER, CHASE	5	0	5	0
STEIN, JILL	8	3	5	0
Write-In Totals	7	0	7	0
Write-In: Ayyadurai / Ellis	0	0	0	0
Write-In: Boddie / Stoneham	0	0	0	0
Write-In: De la Cruz / Garcia	0	0	0	0
Write-In: Shelton / Serra	0	0	0	0
Write-In: Skousen / Combs	0	0	0	0
Not Assigned	7	0	7	0
Total Votes Cast	2,016	183	1,818	15

U.S. Senator

Vote For 1	TOTAL	Polls	Early Provisional	s
GALLEGO, RUBEN	918	64	851	3
LAKE, KARI	1,038	114	915	9
QUINTANA, EDUARDO	29	5	24	0
Write-In Totals	0	0	0	0
Write-In: Williams, Sarah	0	0	0	0
Write-In: Beckett, Christopher	0	0	0	0
Write-In: Sanders, Steven Cavin	0	0	0	0
Write-In: Bozic, David	0	0	0	0
Write-In: Petty, Shawn	0	0	0	0
Write-In: Rodriguez, Benjamin	0	0	0	0
Write-In: Prosser, Jannie "Jannie"	0	0	0	0
Not Assigned	0	0	0	0
Total Votes Cast	1,985	183	1,790	12

Precinct 200

U.S. Representative in Congress District 6

Vote For 1

	TOTAL	Polls	Early Provisional	s
ENGEL, KIRSTEN	820	53	764	3
CISCOMANI, JUAN	1,114	115	990	9
EASTWOOD, ATHENA	26	6	20	0
Write-In Totals	1	1	0	0
Write-In: Pozzolo, Luis	0	0	0	0
Not Assigned	1	1	0	0
Total Votes Cast	1,961	175	1,774	12

State Senator District 17

Vote For 1

	TOTAL	Polls	Early Provisional	s
MCLEAN, JOHN	869	64	803	2
LEACH, VENDEN "VINCE"	1,085	109	965	11
Write-In Totals	1	0	1	0
Not Assigned	1	0	1	0
Total Votes Cast	1,955	173	1,769	13

State Representative Dist. 17

Vote For 2

	TOTAL	Polls	Early Provisional	s
VOLK, KEVIN	870	55	812	3
JONES, RACHEL	1,023	110	908	5
MCGARR, CORY	948	93	850	5
Write-In Totals	5	0	5	0
Not Assigned	5	0	5	0
Total Votes Cast	2,846	258	2,575	13

Corporation Commissioner

Vote For 3

	TOTAL	Polls	Early Provisional	s
AGUILAR, YLENIA	748	42	704	2
HILL, JONATHON	743	42	698	3
POLACHECK, JOSHUA	691	33	656	2
LOPEZ, RENE	974	103	867	4
MARQUEZ PETERSON, LEA	987	106	875	6
WALDEN, RACHEL	1,003	105	894	4
CEASE, MIKE	54	7	47	0
LUXENBERG, NINA	64	9	55	0
Write-In Totals	0	0	0	0
Write-In: Bertone, Frank	0	0	0	0
Not Assigned	0	0	0	0
Total Votes Cast	5,264	447	4,796	21

Precinct 200

Board of Supervisors District 1

Vote For 1

	TOTAL	Polls	Early Provisional	S
SCOTT, REX	810	54	753	3
SPAIN, STEVE	1,124	117	999	8
Write-In Totals	0	0	0	0
Not Assigned	0	0	0	0
Total Votes Cast	1,934	171	1,752	11

County Assessor

Vote For 1

	TOTAL	Polls	Early Provisional	S
DROUBIE, SUZANNE	1,097	84	1,007	6
Write-In Totals	61	8	53	0
Not Assigned	61	8	53	0
Total Votes Cast	1,158	92	1,060	6

County Attorney

Vote For 1

	TOTAL	Polls	Early Provisional	S
CONOVER, LAURA	939	63	870	6
DRUAN, HOWARD	364	43	319	2
Write-In Totals	44	2	42	0
Not Assigned	44	2	42	0
Total Votes Cast	1,347	108	1,231	8

County Recorder

Vote For 1

	TOTAL	Polls	Early Provisional	S
CÁZARES-KELLY, GABRIELLA	833	56	774	3
CAMPBELL-GONZALEZ, DOMINIC	1,034	107	921	6
Write-In Totals	1	0	1	0
Not Assigned	1	0	1	0
Total Votes Cast	1,868	163	1,696	9

County Sheriff

Vote For 1

	TOTAL	Polls	Early Provisional	S
NANOS, CHRIS	675	38	634	3
LAPPIN, HEATHER	1,256	133	1,115	8
Write-In Totals	4	0	4	0
Write-In: Di Genova, Trista	0	0	0	0
Not Assigned	4	0	4	0
Total Votes Cast	1,935	171	1,753	11

Precinct 200

County Superintendent of Schools

Vote For 1

	TOTAL	Polls	Early Provisional	S
WILLIAMS, DUSTIN	1,081	79	996	6
Write-In Totals	57	9	48	0
Not Assigned	57	9	48	0
Total Votes Cast	1,138	88	1,044	6

County Treasurer

Vote For 1

	TOTAL	Polls	Early Provisional	S
JOHNSON, BRIAN	758	49	706	3
ACKERLEY, CHRIS	1,135	119	1,008	8
Write-In Totals	2	0	2	0
Not Assigned	2	0	2	0
Total Votes Cast	1,895	168	1,716	11

Justice of the Peace Precinct 10

Vote For 1

	TOTAL	Polls	Early Provisional	S
FORMAN, ROBERT J.	1,385	139	1,238	8
Write-In Totals	13	2	11	0
Not Assigned	13	2	11	0
Total Votes Cast	1,398	141	1,249	8

Constable Precinct 10

Vote For 1

	TOTAL	Polls	Early Provisional	S
CAMMARANO, JOHN	1,381	141	1,231	9
Write-In Totals	12	1	11	0
Not Assigned	12	1	11	0
Total Votes Cast	1,393	142	1,242	9

KING, KATHRYN H.

Vote For 1

	TOTAL	Polls	Early Provisional	S
Yes / Si	866	93	768	5
No	645	34	608	3
Total Votes Cast	1,511	127	1,376	8

BOLICK, CLINT

Vote For 1

	TOTAL	Polls	Early Provisional	S
Yes / Si	848	90	754	4
No	659	37	618	4
Total Votes Cast	1,507	127	1,372	8

Precinct 200

ECKERSTROM, PETER J.

Vote For 1

	TOTAL	Polls	Early Provisional	S
Yes / Si	965	82	878	5
No	392	33	357	2
Total Votes Cast	1,357	115	1,235	7

STARING, CHRISTOPHER P.

Vote For 1

	TOTAL	Polls	Early Provisional	S
Yes / Si	1,007	88	914	5
No	352	27	323	2
Total Votes Cast	1,359	115	1,237	7

GRIFFIN, BRENDEN J.

Vote For 1

	TOTAL	Polls	Early Provisional	S
Yes / Si	975	85	886	4
No	312	29	280	3
Total Votes Cast	1,287	114	1,166	7

LEE, KENNETH

Vote For 1

	TOTAL	Polls	Early Provisional	S
Yes / Si	968	73	890	5
No	329	39	288	2
Total Votes Cast	1,297	112	1,178	7

BRYSON, KYLE A.

Vote For 1

	TOTAL	Polls	Early Provisional	S
Yes / Si	980	79	897	4
No	318	34	281	3
Total Votes Cast	1,298	113	1,178	7

COHEN, GARY J.

Vote For 1

	TOTAL	Polls	Early Provisional	S
Yes / Si	981	76	900	5
No	301	35	264	2
Total Votes Cast	1,282	111	1,164	7

Precinct 200

GORDON, RICHARD E.

Vote For 1

	TOTAL	Polls	Early Provisional	S
Yes / Si	997	80	914	3
No	285	32	250	3
Total Votes Cast	1,282	112	1,164	6

BUTLER, MICHAEL J.

Vote For 1

	TOTAL	Polls	Early Provisional	S
Yes / Si	981	79	897	5
No	308	34	272	2
Total Votes Cast	1,289	113	1,169	7

YEHLING, WAYNE E.

Vote For 1

	TOTAL	Polls	Early Provisional	S
Yes / Si	956	79	874	3
No	322	32	287	3
Total Votes Cast	1,278	111	1,161	6

CONSTANT, DANIELLE J.K.

Vote For 1

	TOTAL	Polls	Early Provisional	S
Yes / Si	928	76	848	4
No	352	38	311	3
Total Votes Cast	1,280	114	1,159	7

METCALF, D. DOUGLAS

Vote For 1

	TOTAL	Polls	Early Provisional	S
Yes / Si	955	77	874	4
No	329	34	292	3
Total Votes Cast	1,284	111	1,166	7

MCGINLEY, CASEY F.

Vote For 1

	TOTAL	Polls	Early Provisional	S
Yes / Si	997	79	913	5
No	292	33	257	2
Total Votes Cast	1,289	112	1,170	7

Precinct 200

SAKALL, GREG

Vote For 1

	TOTAL	Polls	Early Provisional	S
Yes / Si	969	75	890	4
No	327	35	289	3
Total Votes Cast	1,296	110	1,179	7

WAGENER, JOAN L.

Vote For 1

	TOTAL	Polls	Early Provisional	S
Yes / Si	953	73	875	5
No	326	38	286	2
Total Votes Cast	1,279	111	1,161	7

JOHNSON, KELLIE L.

Vote For 1

	TOTAL	Polls	Early Provisional	S
Yes / Si	873	81	787	5
No	441	33	406	2
Total Votes Cast	1,314	114	1,193	7

ORTIZ, KIMBERLY H.

Vote For 1

	TOTAL	Polls	Early Provisional	S
Yes / Si	981	74	902	5
No	297	37	258	2
Total Votes Cast	1,278	111	1,160	7

MCDONALD, SCOTT DAVID

Vote For 1

	TOTAL	Polls	Early Provisional	S
Yes / Si	968	79	884	5
No	313	32	279	2
Total Votes Cast	1,281	111	1,163	7

ABRAMS, LISA ILKA

Vote For 1

	TOTAL	Polls	Early Provisional	S
Yes / Si	951	82	865	4
No	347	32	312	3
Total Votes Cast	1,298	114	1,177	7

Precinct 200

PROPOSITION 133

Vote For 1

	TOTAL	Polls	Early Provisional	S
Yes / Si	757	85	666	6
No	1,029	77	947	5
Total Votes Cast	1,786	162	1,613	11

PROPOSITION 134

Vote For 1

	TOTAL	Polls	Early Provisional	S
Yes / Si	828	86	736	6
No	966	75	887	4
Total Votes Cast	1,794	161	1,623	10

PROPOSITION 135

Vote For 1

	TOTAL	Polls	Early Provisional	S
Yes / Si	904	96	802	6
No	875	64	808	3
Total Votes Cast	1,779	160	1,610	9

PROPOSITION 136

Vote For 1

	TOTAL	Polls	Early Provisional	S
Yes / Si	672	77	592	3
No	1,076	80	990	6
Total Votes Cast	1,748	157	1,582	9

PROPOSITION 137

Vote For 1

	TOTAL	Polls	Early Provisional	S
Yes / Si	411	50	358	3
No	1,358	107	1,244	7
Total Votes Cast	1,769	157	1,602	10

PROPOSITION 138

Vote For 1

	TOTAL	Polls	Early Provisional	S
Yes / Si	492	56	433	3
No	1,328	109	1,211	8
Total Votes Cast	1,820	165	1,644	11

Precinct 200

PROPOSITION 139

Vote For 1

	TOTAL	Polls	Early Provisional	S
Yes / Si	1,110	91	1,010	9
No	830	84	743	3
Total Votes Cast	1,940	175	1,753	12

PROPOSITION 140

Vote For 1

	TOTAL	Polls	Early Provisional	S
Yes / Si	716	66	644	6
No	1,171	102	1,065	4
Total Votes Cast	1,887	168	1,709	10

PROPOSITION 311

Vote For 1

	TOTAL	Polls	Early Provisional	S
Yes / Si	1,242	127	1,104	11
No	669	44	624	1
Total Votes Cast	1,911	171	1,728	12

PROPOSITION 312

Vote For 1

	TOTAL	Polls	Early Provisional	S
Yes / Si	1,160	125	1,028	7
No	736	43	690	3
Total Votes Cast	1,896	168	1,718	10

PROPOSITION 313

Vote For 1

	TOTAL	Polls	Early Provisional	S
Yes / Si	1,169	126	1,034	9
No	689	42	644	3
Total Votes Cast	1,858	168	1,678	12

PROPOSITION 314

Vote For 1

	TOTAL	Polls	Early Provisional	S
Yes / Si	1,208	131	1,068	9
No	648	35	611	2
Total Votes Cast	1,856	166	1,679	11

Precinct 200

PROPOSITION 315

Vote For 1

	TOTAL	Polls	Early Provisional	s
Yes / Sí	886	95	784	7
No	887	59	826	2
Total Votes Cast	1,773	154	1,610	9

PROPOSITION 412 - Amphitheater Unified School District No. 10

Vote For 1

	TOTAL	Polls	Early Provisional	s
Bond Approval, Yes / Aprobación de Bonos, Sí	918	79	836	3
Bond Approval, No / Aprobación de Bonos, No	843	77	762	4
Total Votes Cast	1,761	156	1,598	7

PROPOSITION 413 - Amphitheater Unified School District No. 10

Vote For 1

	TOTAL	Polls	Early Provisional	s
Budget Override Continuation, Yes / Continuación del Aumento al Presupuesto, Sí	866	76	787	3
Budget Override Continuation, No / Continuación del Aumento al Presupuesto, No	898	81	812	5
Total Votes Cast	1,764	157	1,599	8

Precinct 201

Statistics	TOTAL	Polls	Early Provisional	s
Registered Voters - Total	3,330			
Ballots Cast - Total	2,627	439	2,170	18
Ballots Cast - Blank	39	20	19	0
Voter Turnout - Total	78.89%			

Presidential Electors

Vote For 1	TOTAL	Polls	Early Provisional	s
HARRIS, KAMALA D.	1,383	150	1,228	5
TRUMP, DONALD J.	1,195	282	900	13
OLIVER, CHASE	16	2	14	0
STEIN, JILL	14	2	12	0
Write-In Totals	2	0	2	0
Write-In: Ayyadurai / Ellis	0	0	0	0
Write-In: Boddie / Stoneham	0	0	0	0
Write-In: De la Cruz / Garcia	0	0	0	0
Write-In: Shelton / Serra	0	0	0	0
Write-In: Skousen / Combs	0	0	0	0
Not Assigned	2	0	2	0
Total Votes Cast	2,610	436	2,156	18

U.S. Senator

Vote For 1	TOTAL	Polls	Early Provisional	s
GALLEGO, RUBEN	1,413	161	1,246	6
LAKE, KARI	1,075	245	820	10
QUINTANA, EDUARDO	66	20	45	1
Write-In Totals	4	0	4	0
Write-In: Williams, Sarah	1	0	1	0
Write-In: Beckett, Christopher	0	0	0	0
Write-In: Sanders, Steven Cavin	0	0	0	0
Write-In: Bozic, David	0	0	0	0
Write-In: Petty, Shawn	0	0	0	0
Write-In: Rodriguez, Benjamin	0	0	0	0
Write-In: Prosser, Jannie "Jannie"	0	0	0	0
Not Assigned	3	0	3	0
Total Votes Cast	2,558	426	2,115	17

Precinct 201

U.S. Representative in Congress District 6

Vote For 1

	TOTAL	Polls	Early Provisional	s
ENGEL, KIRSTEN	1,301	136	1,159	6
CISCOMANI, JUAN	1,177	268	899	10
EASTWOOD, ATHENA	62	18	43	1
Write-In Totals	2	0	2	0
Write-In: Pozzolo, Luis	0	0	0	0
Not Assigned	2	0	2	0
Total Votes Cast	2,542	422	2,103	17

State Senator District 18

Vote For 1

	TOTAL	Polls	Early Provisional	s
SUNDARESHAN, PRIYA	1,651	215	1,428	8
Write-In Totals	95	24	70	1
Not Assigned	95	24	70	1
Total Votes Cast	1,746	239	1,498	9

State Representative Dist. 18

Vote For 2

	TOTAL	Polls	Early Provisional	s
GUTIERREZ, NANCY	1,278	125	1,147	6
MATHIS, CHRIS	1,071	92	978	1
ROSENBLUM, LEONARD "LEN"	1,159	270	880	9
Write-In Totals	26	4	22	0
Not Assigned	26	4	22	0
Total Votes Cast	3,534	491	3,027	16

Corporation Commissioner

Vote For 3

	TOTAL	Polls	Early Provisional	s
AGUILAR, YLENIA	1,170	98	1,065	7
HILL, JONATHON	1,127	92	1,032	3
POLACHECK, JOSHUA	1,033	78	952	3
LOPEZ, RENE	932	179	743	10
MARQUEZ PETERSON, LEA	931	164	762	5
WALDEN, RACHEL	975	190	782	3
CEASE, MIKE	69	20	49	0
LUXENBERG, NINA	114	27	86	1
Write-In Totals	7	1	6	0
Write-In: Bertone, Frank	0	0	0	0
Not Assigned	7	1	6	0
Total Votes Cast	6,358	849	5,477	32

Precinct 201

Board of Supervisors District 1

Vote For 1

	TOTAL	Polls	Early Provisional	S
SCOTT, REX	1,287	135	1,146	6
SPAIN, STEVE	1,188	266	913	9
Write-In Totals	4	0	4	0
Not Assigned	4	0	4	0
Total Votes Cast	2,479	401	2,063	15

County Assessor

Vote For 1

	TOTAL	Polls	Early Provisional	S
DROUBIE, SUZANNE	1,682	215	1,456	11
Write-In Totals	78	20	57	1
Not Assigned	78	20	57	1
Total Votes Cast	1,760	235	1,513	12

County Attorney

Vote For 1

	TOTAL	Polls	Early Provisional	S
CONOVER, LAURA	1,448	171	1,269	8
DRUAN, HOWARD	463	107	351	5
Write-In Totals	43	11	31	1
Not Assigned	43	11	31	1
Total Votes Cast	1,954	289	1,651	14

County Recorder

Vote For 1

	TOTAL	Polls	Early Provisional	S
CÁZARES-KELLY, GABRIELLA	1,329	138	1,183	8
CAMPBELL-GONZALEZ, DOMINIC	1,089	252	829	8
Write-In Totals	4	0	4	0
Not Assigned	4	0	4	0
Total Votes Cast	2,422	390	2,016	16

County Sheriff

Vote For 1

	TOTAL	Polls	Early Provisional	S
NANOS, CHRIS	1,099	110	982	7
LAPPIN, HEATHER	1,372	295	1,068	9
Write-In Totals	6	1	5	0
Write-In: Di Genova, Trista	0	0	0	0
Not Assigned	6	1	5	0
Total Votes Cast	2,477	406	2,055	16

Precinct 201

County Superintendent of Schools

Vote For 1

	TOTAL	Polls	Early Provisional	S
WILLIAMS, DUSTIN	1,670	223	1,436	11
Write-In Totals	70	20	50	0
Not Assigned	70	20	50	0
Total Votes Cast	1,740	243	1,486	11

County Treasurer

Vote For 1

	TOTAL	Polls	Early Provisional	S
JOHNSON, BRIAN	1,216	115	1,096	5
ACKERLEY, CHRIS	1,214	275	928	11
Write-In Totals	2	0	2	0
Not Assigned	2	0	2	0
Total Votes Cast	2,432	390	2,026	16

Justice of the Peace Precinct 10

Vote For 1

	TOTAL	Polls	Early Provisional	S
FORMAN, ROBERT J.	1,719	327	1,381	11
Write-In Totals	65	6	59	0
Not Assigned	65	6	59	0
Total Votes Cast	1,784	333	1,440	11

Constable Precinct 10

Vote For 1

	TOTAL	Polls	Early Provisional	S
CAMMARANO, JOHN	1,718	325	1,382	11
Write-In Totals	64	6	58	0
Not Assigned	64	6	58	0
Total Votes Cast	1,782	331	1,440	11

KING, KATHRYN H.

Vote For 1

	TOTAL	Polls	Early Provisional	S
Yes / Si	1,214	210	996	8
No	864	101	759	4
Total Votes Cast	2,078	311	1,755	12

BOLICK, CLINT

Vote For 1

	TOTAL	Polls	Early Provisional	S
Yes / Si	1,119	187	928	4
No	931	114	811	6
Total Votes Cast	2,050	301	1,739	10

Precinct 201

ECKERSTROM, PETER J.

Vote For 1

	TOTAL	Polls	Early Provisional	S
Yes / Si	1,417	190	1,218	9
No	481	106	373	2
Total Votes Cast	1,898	296	1,591	11

STARING, CHRISTOPHER P.

Vote For 1

	TOTAL	Polls	Early Provisional	S
Yes / Si	1,384	194	1,182	8
No	508	101	404	3
Total Votes Cast	1,892	295	1,586	11

GRIFFIN, BRENDEN J.

Vote For 1

	TOTAL	Polls	Early Provisional	S
Yes / Si	1,348	186	1,158	4
No	471	90	376	5
Total Votes Cast	1,819	276	1,534	9

LEE, KENNETH

Vote For 1

	TOTAL	Polls	Early Provisional	S
Yes / Si	1,350	176	1,169	5
No	467	97	366	4
Total Votes Cast	1,817	273	1,535	9

BRYSON, KYLE A.

Vote For 1

	TOTAL	Polls	Early Provisional	S
Yes / Si	1,383	183	1,195	5
No	437	93	341	3
Total Votes Cast	1,820	276	1,536	8

COHEN, GARY J.

Vote For 1

	TOTAL	Polls	Early Provisional	S
Yes / Si	1,350	177	1,167	6
No	452	94	355	3
Total Votes Cast	1,802	271	1,522	9

Precinct 201

GORDON, RICHARD E.

Vote For 1

	TOTAL	Polls	Early Provisional	S
Yes / Si	1,351	180	1,166	5
No	454	95	354	5
Total Votes Cast	1,805	275	1,520	10

BUTLER, MICHAEL J.

Vote For 1

	TOTAL	Polls	Early Provisional	S
Yes / Si	1,369	175	1,189	5
No	447	99	343	5
Total Votes Cast	1,816	274	1,532	10

YEHLING, WAYNE E.

Vote For 1

	TOTAL	Polls	Early Provisional	S
Yes / Si	1,336	171	1,158	7
No	473	100	371	2
Total Votes Cast	1,809	271	1,529	9

CONSTANT, DANIELLE J.K.

Vote For 1

	TOTAL	Polls	Early Provisional	S
Yes / Si	1,333	190	1,137	6
No	476	86	387	3
Total Votes Cast	1,809	276	1,524	9

METCALF, D. DOUGLAS

Vote For 1

	TOTAL	Polls	Early Provisional	S
Yes / Si	1,335	183	1,145	7
No	465	89	374	2
Total Votes Cast	1,800	272	1,519	9

MCGINLEY, CASEY F.

Vote For 1

	TOTAL	Polls	Early Provisional	S
Yes / Si	1,383	181	1,195	7
No	415	91	322	2
Total Votes Cast	1,798	272	1,517	9

Precinct 201

SAKALL, GREG

Vote For 1

	TOTAL	Polls	Early Provisional	S
Yes / Si	1,336	177	1,153	6
No	474	94	377	3
Total Votes Cast	1,810	271	1,530	9

WAGENER, JOAN L.

Vote For 1

	TOTAL	Polls	Early Provisional	S
Yes / Si	1,338	179	1,155	4
No	463	93	365	5
Total Votes Cast	1,801	272	1,520	9

JOHNSON, KELLIE L.

Vote For 1

	TOTAL	Polls	Early Provisional	S
Yes / Si	1,240	186	1,048	6
No	589	90	496	3
Total Votes Cast	1,829	276	1,544	9

ORTIZ, KIMBERLY H.

Vote For 1

	TOTAL	Polls	Early Provisional	S
Yes / Si	1,391	185	1,199	7
No	416	90	324	2
Total Votes Cast	1,807	275	1,523	9

MCDONALD, SCOTT DAVID

Vote For 1

	TOTAL	Polls	Early Provisional	S
Yes / Si	1,324	178	1,140	6
No	465	90	371	4
Total Votes Cast	1,789	268	1,511	10

ABRAMS, LISA ILKA

Vote For 1

	TOTAL	Polls	Early Provisional	S
Yes / Si	1,388	186	1,193	9
No	430	88	340	2
Total Votes Cast	1,818	274	1,533	11

Precinct 201

Governing Board - Marana Unified School District No. 6

Vote For 3

	TOTAL	Polls	Early Provisional	S
ALEXANDER, ROY	910	128	775	7
HOLT, HUNTER D.	845	110	730	5
RAYMOND, CATHIE	1,003	124	872	7
ROBERTS, MIKAIL	829	137	688	4
WILLARD, DAVID	845	114	726	5
Write-In Totals	45	5	40	0
Not Assigned	45	5	40	0
Total Votes Cast	4,477	618	3,831	28

PROPOSITION 133

Vote For 1

	TOTAL	Polls	Early Provisional	S
Yes / Si	874	190	681	3
No	1,456	181	1,264	11
Total Votes Cast	2,330	371	1,945	14

PROPOSITION 134

Vote For 1

	TOTAL	Polls	Early Provisional	S
Yes / Si	856	168	684	4
No	1,483	203	1,270	10
Total Votes Cast	2,339	371	1,954	14

PROPOSITION 135

Vote For 1

	TOTAL	Polls	Early Provisional	S
Yes / Si	963	204	752	7
No	1,355	165	1,182	8
Total Votes Cast	2,318	369	1,934	15

PROPOSITION 136

Vote For 1

	TOTAL	Polls	Early Provisional	S
Yes / Si	761	164	592	5
No	1,518	193	1,316	9
Total Votes Cast	2,279	357	1,908	14

PROPOSITION 137

Vote For 1

	TOTAL	Polls	Early Provisional	S
Yes / Si	488	103	381	4
No	1,825	257	1,557	11
Total Votes Cast	2,313	360	1,938	15

Precinct 201

PROPOSITION 138

Vote For 1

	TOTAL	Polls	Early Provisional	S
Yes / Si	491	80	408	3
No	1,903	302	1,589	12
Total Votes Cast	2,394	382	1,997	15

PROPOSITION 139

Vote For 1

	TOTAL	Polls	Early Provisional	S
Yes / Si	1,681	227	1,442	12
No	833	184	644	5
Total Votes Cast	2,514	411	2,086	17

PROPOSITION 140

Vote For 1

	TOTAL	Polls	Early Provisional	S
Yes / Si	1,192	213	971	8
No	1,264	175	1,080	9
Total Votes Cast	2,456	388	2,051	17

PROPOSITION 311

Vote For 1

	TOTAL	Polls	Early Provisional	S
Yes / Si	1,644	298	1,333	13
No	818	98	716	4
Total Votes Cast	2,462	396	2,049	17

PROPOSITION 312

Vote For 1

	TOTAL	Polls	Early Provisional	S
Yes / Si	1,476	278	1,187	11
No	961	109	846	6
Total Votes Cast	2,437	387	2,033	17

PROPOSITION 313

Vote For 1

	TOTAL	Polls	Early Provisional	S
Yes / Si	1,514	288	1,215	11
No	861	97	760	4
Total Votes Cast	2,375	385	1,975	15

Precinct 201

PROPOSITION 314

Vote For 1

	TOTAL	Polls	Early Provisional	S
Yes / Sí	1,394	264	1,121	9
No	964	114	844	6
Total Votes Cast	2,358	378	1,965	15

PROPOSITION 315

Vote For 1

	TOTAL	Polls	Early Provisional	S
Yes / Sí	1,005	199	797	9
No	1,245	153	1,086	6
Total Votes Cast	2,250	352	1,883	15

PROPOSITION 411 - Marana Unified School District No. 6

Vote For 1

	TOTAL	Polls	Early Provisional	S
Budget Increase, Yes / Aumento al Presupuesto, Sí	1,340	226	1,105	9
Budget Increase, No / Aumento al Presupuesto, No	974	143	825	6
Total Votes Cast	2,314	369	1,930	15

Precinct 202

Statistics	TOTAL	Polls	Early Provisional	S
Registered Voters - Total	3,540			
Ballots Cast - Total	3,067	419	2,639	9
Ballots Cast - Blank	38	11	27	0
Voter Turnout - Total	86.64%			

Presidential Electors

Vote For 1	TOTAL	Polls	Early Provisional	S
HARRIS, KAMALA D.	1,517	133	1,380	4
TRUMP, DONALD J.	1,480	277	1,198	5
OLIVER, CHASE	16	2	14	0
STEIN, JILL	18	2	16	0
Write-In Totals	19	3	16	0
Write-In: Ayyadurai / Ellis	1	0	1	0
Write-In: Boddie / Stoneham	0	0	0	0
Write-In: De la Cruz / Garcia	0	0	0	0
Write-In: Shelton / Serra	1	0	1	0
Write-In: Skousen / Combs	0	0	0	0
Not Assigned	17	3	14	0
Total Votes Cast	3,050	417	2,624	9

U.S. Senator

Vote For 1	TOTAL	Polls	Early Provisional	S
GALLEGO, RUBEN	1,562	144	1,414	4
LAKE, KARI	1,361	254	1,103	4
QUINTANA, EDUARDO	58	6	52	0
Write-In Totals	10	1	9	0
Write-In: Williams, Sarah	3	0	3	0
Write-In: Beckett, Christopher	0	0	0	0
Write-In: Sanders, Steven Cavin	0	0	0	0
Write-In: Bozic, David	0	0	0	0
Write-In: Petty, Shawn	1	0	1	0
Write-In: Rodriguez, Benjamin	0	0	0	0
Write-In: Prosser, Jannie "Jannie"	0	0	0	0
Not Assigned	6	1	5	0
Total Votes Cast	2,991	405	2,578	8

Precinct 202

U.S. Representative in Congress District 6

Vote For 1

	TOTAL	Polls	Early Provisional	s
ENGEL, KIRSTEN	1,403	116	1,284	3
CISCOMANI, JUAN	1,505	272	1,227	6
EASTWOOD, ATHENA	62	17	45	0
Write-In Totals	6	0	6	0
Write-In: Pozzolo, Luis	3	0	3	0
Not Assigned	3	0	3	0
Total Votes Cast	2,976	405	2,562	9

State Senator District 18

Vote For 1

	TOTAL	Polls	Early Provisional	s
SUNDARESHAN, PRIYA	1,787	209	1,572	6
Write-In Totals	105	19	86	0
Not Assigned	105	19	86	0
Total Votes Cast	1,892	228	1,658	6

State Representative Dist. 18

Vote For 2

	TOTAL	Polls	Early Provisional	s
GUTIERREZ, NANCY	1,327	109	1,215	3
MATHIS, CHRIS	1,328	100	1,226	2
ROSENBLUM, LEONARD "LEN"	1,482	266	1,211	5
Write-In Totals	21	1	20	0
Not Assigned	21	1	20	0
Total Votes Cast	4,158	476	3,672	10

Corporation Commissioner

Vote For 3

	TOTAL	Polls	Early Provisional	s
AGUILAR, YLENIA	1,247	85	1,160	2
HILL, JONATHON	1,297	91	1,203	3
POLACHECK, JOSHUA	1,217	80	1,136	1
LOPEZ, RENE	1,232	177	1,051	4
MARQUEZ PETERSON, LEA	1,282	192	1,087	3
WALDEN, RACHEL	1,337	208	1,126	3
CEASE, MIKE	87	22	64	1
LUXENBERG, NINA	92	13	79	0
Write-In Totals	6	0	6	0
Write-In: Bertone, Frank	0	0	0	0
Not Assigned	6	0	6	0
Total Votes Cast	7,797	868	6,912	17

Precinct 202

Board of Supervisors District 1

Vote For 1

	TOTAL	Polls	Early Provisional	S
SCOTT, REX	1,379	119	1,257	3
SPAIN, STEVE	1,535	270	1,260	5
Write-In Totals	4	1	3	0
Not Assigned	4	1	3	0
Total Votes Cast	2,918	390	2,520	8

County Assessor

Vote For 1

	TOTAL	Polls	Early Provisional	S
DROUBIE, SUZANNE	1,812	214	1,592	6
Write-In Totals	84	16	68	0
Not Assigned	84	16	68	0
Total Votes Cast	1,896	230	1,660	6

County Attorney

Vote For 1

	TOTAL	Polls	Early Provisional	S
CONOVER, LAURA	1,577	163	1,411	3
DRUAN, HOWARD	543	101	439	3
Write-In Totals	51	7	44	0
Not Assigned	51	7	44	0
Total Votes Cast	2,171	271	1,894	6

County Recorder

Vote For 1

	TOTAL	Polls	Early Provisional	S
CÁZARES-KELLY, GABRIELLA	1,423	110	1,309	4
CAMPBELL-GONZALEZ, DOMINIC	1,390	253	1,133	4
Write-In Totals	4	0	4	0
Not Assigned	4	0	4	0
Total Votes Cast	2,817	363	2,446	8

County Sheriff

Vote For 1

	TOTAL	Polls	Early Provisional	S
NANOS, CHRIS	1,159	86	1,069	4
LAPPIN, HEATHER	1,728	304	1,420	4
Write-In Totals	14	0	14	0
Write-In: Di Genova, Trista	3	0	3	0
Not Assigned	11	0	11	0
Total Votes Cast	2,901	390	2,503	8

Precinct 202

County Superintendent of Schools

Vote For 1

	TOTAL	Polls	Early Provisional	S
WILLIAMS, DUSTIN	1,809	220	1,583	6
Write-In Totals	79	16	63	0
Not Assigned	79	16	63	0
Total Votes Cast	1,888	236	1,646	6

County Treasurer

Vote For 1

	TOTAL	Polls	Early Provisional	S
JOHNSON, BRIAN	1,308	101	1,203	4
ACKERLEY, CHRIS	1,559	273	1,282	4
Write-In Totals	4	0	4	0
Not Assigned	4	0	4	0
Total Votes Cast	2,871	374	2,489	8

Justice of the Peace Precinct 10

Vote For 1

	TOTAL	Polls	Early Provisional	S
FORMAN, ROBERT J.	2,047	326	1,716	5
Write-In Totals	69	3	66	0
Not Assigned	69	3	66	0
Total Votes Cast	2,116	329	1,782	5

Constable Precinct 10

Vote For 1

	TOTAL	Polls	Early Provisional	S
CAMMARANO, JOHN	2,029	320	1,704	5
Write-In Totals	63	4	59	0
Not Assigned	63	4	59	0
Total Votes Cast	2,092	324	1,763	5

KING, KATHRYN H.

Vote For 1

	TOTAL	Polls	Early Provisional	S
Yes / Si	1,389	198	1,187	4
No	1,050	97	950	3
Total Votes Cast	2,439	295	2,137	7

BOLICK, CLINT

Vote For 1

	TOTAL	Polls	Early Provisional	S
Yes / Si	1,328	189	1,135	4
No	1,085	105	977	3
Total Votes Cast	2,413	294	2,112	7

Precinct 202

ECKERSTROM, PETER J.

Vote For 1

	TOTAL	Polls	Early Provisional	S
Yes / Si	1,618	195	1,419	4
No	604	86	516	2
Total Votes Cast	2,222	281	1,935	6

STARING, CHRISTOPHER P.

Vote For 1

	TOTAL	Polls	Early Provisional	S
Yes / Si	1,622	196	1,421	5
No	586	84	500	2
Total Votes Cast	2,208	280	1,921	7

GRIFFIN, BRENDEN J.

Vote For 1

	TOTAL	Polls	Early Provisional	S
Yes / Si	1,568	201	1,363	4
No	585	76	507	2
Total Votes Cast	2,153	277	1,870	6

LEE, KENNETH

Vote For 1

	TOTAL	Polls	Early Provisional	S
Yes / Si	1,599	196	1,399	4
No	554	79	473	2
Total Votes Cast	2,153	275	1,872	6

BRYSON, KYLE A.

Vote For 1

	TOTAL	Polls	Early Provisional	S
Yes / Si	1,623	196	1,423	4
No	538	79	457	2
Total Votes Cast	2,161	275	1,880	6

COHEN, GARY J.

Vote For 1

	TOTAL	Polls	Early Provisional	S
Yes / Si	1,581	198	1,379	4
No	552	75	475	2
Total Votes Cast	2,133	273	1,854	6

Precinct 202

GORDON, RICHARD E.

Vote For 1

	TOTAL	Polls	Early Provisional	S
Yes / Si	1,588	198	1,386	4
No	540	73	465	2
Total Votes Cast	2,128	271	1,851	6

BUTLER, MICHAEL J.

Vote For 1

	TOTAL	Polls	Early Provisional	S
Yes / Si	1,586	190	1,392	4
No	545	81	462	2
Total Votes Cast	2,131	271	1,854	6

YEHLING, WAYNE E.

Vote For 1

	TOTAL	Polls	Early Provisional	S
Yes / Si	1,559	193	1,362	4
No	576	80	494	2
Total Votes Cast	2,135	273	1,856	6

CONSTANT, DANIELLE J.K.

Vote For 1

	TOTAL	Polls	Early Provisional	S
Yes / Si	1,516	194	1,318	4
No	623	77	544	2
Total Votes Cast	2,139	271	1,862	6

METCALF, D. DOUGLAS

Vote For 1

	TOTAL	Polls	Early Provisional	S
Yes / Si	1,584	200	1,380	4
No	548	73	473	2
Total Votes Cast	2,132	273	1,853	6

MCGINLEY, CASEY F.

Vote For 1

	TOTAL	Polls	Early Provisional	S
Yes / Si	1,618	199	1,415	4
No	523	73	448	2
Total Votes Cast	2,141	272	1,863	6

Precinct 202

SAKALL, GREG

Vote For 1

	TOTAL	Polls	Early Provisional	S
Yes / Si	1,585	195	1,386	4
No	569	77	490	2
Total Votes Cast	2,154	272	1,876	6

WAGENER, JOAN L.

Vote For 1

	TOTAL	Polls	Early Provisional	S
Yes / Si	1,598	197	1,397	4
No	553	77	474	2
Total Votes Cast	2,151	274	1,871	6

JOHNSON, KELLIE L.

Vote For 1

	TOTAL	Polls	Early Provisional	S
Yes / Si	1,434	196	1,234	4
No	731	81	648	2
Total Votes Cast	2,165	277	1,882	6

ORTIZ, KIMBERLY H.

Vote For 1

	TOTAL	Polls	Early Provisional	S
Yes / Si	1,612	201	1,407	4
No	521	69	450	2
Total Votes Cast	2,133	270	1,857	6

MCDONALD, SCOTT DAVID

Vote For 1

	TOTAL	Polls	Early Provisional	S
Yes / Si	1,556	198	1,354	4
No	575	75	498	2
Total Votes Cast	2,131	273	1,852	6

ABRAMS, LISA ILKA

Vote For 1

	TOTAL	Polls	Early Provisional	S
Yes / Si	1,599	199	1,396	4
No	551	72	477	2
Total Votes Cast	2,150	271	1,873	6

Precinct 202

PROPOSITION 133

Vote For 1		TOTAL	Polls	Early Provisional	S
Yes / Si	1,033	178	849	6	
No	1,703	182	1,518	3	
Total Votes Cast	2,736	360	2,367	9	

PROPOSITION 134

Vote For 1		TOTAL	Polls	Early Provisional	S
Yes / Si	1,062	161	896	5	
No	1,668	196	1,468	4	
Total Votes Cast	2,730	357	2,364	9	

PROPOSITION 135

Vote For 1		TOTAL	Polls	Early Provisional	S
Yes / Si	1,195	208	983	4	
No	1,506	151	1,351	4	
Total Votes Cast	2,701	359	2,334	8	

PROPOSITION 136

Vote For 1		TOTAL	Polls	Early Provisional	S
Yes / Si	914	165	746	3	
No	1,757	184	1,568	5	
Total Votes Cast	2,671	349	2,314	8	

PROPOSITION 137

Vote For 1		TOTAL	Polls	Early Provisional	S
Yes / Si	530	81	445	4	
No	2,155	276	1,876	3	
Total Votes Cast	2,685	357	2,321	7	

PROPOSITION 138

Vote For 1		TOTAL	Polls	Early Provisional	S
Yes / Si	604	115	484	5	
No	2,181	266	1,912	3	
Total Votes Cast	2,785	381	2,396	8	

Precinct 202

PROPOSITION 139

Vote For 1	TOTAL	Polls	Early Provisional	S
Yes / Si	1,902	217	1,679	6
No	1,035	182	850	3
Total Votes Cast	2,937	399	2,529	9

PROPOSITION 140

Vote For 1	TOTAL	Polls	Early Provisional	S
Yes / Si	1,135	179	952	4
No	1,746	202	1,540	4
Total Votes Cast	2,881	381	2,492	8

PROPOSITION 311

Vote For 1	TOTAL	Polls	Early Provisional	S
Yes / Si	1,834	293	1,534	7
No	1,052	93	958	1
Total Votes Cast	2,886	386	2,492	8

PROPOSITION 312

Vote For 1	TOTAL	Polls	Early Provisional	S
Yes / Si	1,642	270	1,366	6
No	1,212	109	1,101	2
Total Votes Cast	2,854	379	2,467	8

PROPOSITION 313

Vote For 1	TOTAL	Polls	Early Provisional	S
Yes / Si	1,760	286	1,466	8
No	1,061	92	968	1
Total Votes Cast	2,821	378	2,434	9

PROPOSITION 314

Vote For 1	TOTAL	Polls	Early Provisional	S
Yes / Si	1,688	276	1,406	6
No	1,100	93	1,005	2
Total Votes Cast	2,788	369	2,411	8

Precinct 202

PROPOSITION 315

Vote For 1

	TOTAL	Polls	Early Provisional	S
Yes / Sí	1,172	182	985	5
No	1,497	160	1,333	4
Total Votes Cast	2,669	342	2,318	9

PROPOSITION 412 - Amphitheater Unified School District No. 10

Vote For 1

	TOTAL	Polls	Early Provisional	S
Bond Approval, Yes / Aprobación de Bonos, Sí	1,392	178	1,212	2
Bond Approval, No / Aprobación de Bonos, No	1,269	170	1,094	5
Total Votes Cast	2,661	348	2,306	7

PROPOSITION 413 - Amphitheater Unified School District No. 10

Vote For 1

	TOTAL	Polls	Early Provisional	S
Budget Override Continuation, Yes / Continuación del Aumento al Presupuesto, Sí	1,388	183	1,202	3
Budget Override Continuation, No / Continuación del Aumento al Presupuesto, No	1,276	164	1,107	5
Total Votes Cast	2,664	347	2,309	8

Summary Results Report
 General Election
 November 5, 2024

OFFICIAL RESULTS
 Summary of Votes Cast
 County of Pima

Precinct 203

Statistics	TOTAL	Polls	Early Provisionals	
Registered Voters - Total	1,803			
Ballots Cast - Total	1,281	246	1,021	14
Ballots Cast - Blank	18	6	10	2
Voter Turnout - Total	71.05%			

Presidential Electors

Vote For 1	TOTAL	Polls	Early Provisionals	
HARRIS, KAMALA D.	717	92	619	6
TRUMP, DONALD J.	545	151	386	8
OLIVER, CHASE	9	1	8	0
STEIN, JILL	6	0	6	0
Write-In Totals	0	0	0	0
Write-In: Ayyadurai / Ellis	0	0	0	0
Write-In: Boddie / Stoneham	0	0	0	0
Write-In: De la Cruz / Garcia	0	0	0	0
Write-In: Shelton / Serra	0	0	0	0
Write-In: Skousen / Combs	0	0	0	0
Not Assigned	0	0	0	0
Total Votes Cast	1,277	244	1,019	14

U.S. Senator

Vote For 1	TOTAL	Polls	Early Provisionals	
GALLEGO, RUBEN	746	105	636	5
LAKE, KARI	453	118	328	7
QUINTANA, EDUARDO	48	11	37	0
Write-In Totals	3	0	2	1
Write-In: Williams, Sarah	0	0	0	0
Write-In: Beckett, Christopher	0	0	0	0
Write-In: Sanders, Steven Cavin	0	0	0	0
Write-In: Bozic, David	0	0	0	0
Write-In: Petty, Shawn	0	0	0	0
Write-In: Rodriguez, Benjamin	0	0	0	0
Write-In: Prosser, Jannie "Jannie"	0	0	0	0
Not Assigned	3	0	2	1
Total Votes Cast	1,250	234	1,003	13

U.S. Representative in Congress District 7

Vote For 1	TOTAL	Polls	Early Provisionals	
GRIJALVA, RAÚL M.	717	102	612	3
BUTIEREZ SR., DANIEL FRANCIS	514	127	382	5
Write-In Totals	5	1	3	1
Not Assigned	5	1	3	1
Total Votes Cast	1,236	230	997	9

Precinct 203

State Senator District 20

Vote For 1

	TOTAL	Polls	Early Provisional	s
GONZALES, SALLY ANN	895	146	742	7
Write-In Totals	55	13	42	0
Not Assigned	55	13	42	0
Total Votes Cast	950	159	784	7

State Representative Dist. 20

Vote For 2

	TOTAL	Polls	Early Provisional	s
HERNANDEZ, ALMA	669	105	559	5
VILLEGAS, BETTY	677	89	583	5
Write-In Totals	61	14	45	2
Not Assigned	61	14	45	2
Total Votes Cast	1,407	208	1,187	12

Corporation Commissioner

Vote For 3

	TOTAL	Polls	Early Provisional	s
AGUILAR, YLENIA	628	80	544	4
HILL, JONATHON	533	52	479	2
POLACHECK, JOSHUA	531	49	479	3
LOPEZ, RENE	432	101	328	3
MARQUEZ PETERSON, LEA	393	91	299	3
WALDEN, RACHEL	405	92	309	4
CEASE, MIKE	47	13	34	0
LUXENBERG, NINA	52	12	39	1
Write-In Totals	7	3	4	0
Write-In: Bertone, Frank	0	0	0	0
Not Assigned	7	3	4	0
Total Votes Cast	3,028	493	2,515	20

Board of Supervisors District 5

Vote For 1

	TOTAL	Polls	Early Provisional	s
GRIJALVA, ADELITA	721	108	608	5
ROMERO, VAL	454	106	344	4
Write-In Totals	9	3	6	0
Not Assigned	9	3	6	0
Total Votes Cast	1,184	217	958	9

Precinct 203

County Assessor

Vote For 1

	TOTAL	Polls	Early Provisional	s
DROUBIE, SUZANNE	896	139	750	7
Write-In Totals	44	13	30	1
Not Assigned	44	13	30	1
Total Votes Cast	940	152	780	8

County Attorney

Vote For 1

	TOTAL	Polls	Early Provisional	s
CONOVER, LAURA	759	106	647	6
DRUAN, HOWARD	282	70	211	1
Write-In Totals	21	5	14	2
Not Assigned	21	5	14	2
Total Votes Cast	1,062	181	872	9

County Recorder

Vote For 1

	TOTAL	Polls	Early Provisional	s
CÁZARES-KELLY, GABRIELLA	719	103	611	5
CAMPBELL-GONZALEZ, DOMINIC	471	115	348	8
Write-In Totals	2	1	1	0
Not Assigned	2	1	1	0
Total Votes Cast	1,192	219	960	13

County Sheriff

Vote For 1

	TOTAL	Polls	Early Provisional	s
NANOS, CHRIS	644	87	553	4
LAPPIN, HEATHER	572	136	427	9
Write-In Totals	3	2	1	0
Write-In: Di Genova, Trista	1	0	1	0
Not Assigned	2	2	0	0
Total Votes Cast	1,219	225	981	13

County Superintendent of Schools

Vote For 1

	TOTAL	Polls	Early Provisional	s
WILLIAMS, DUSTIN	877	134	736	7
Write-In Totals	53	13	39	1
Not Assigned	53	13	39	1
Total Votes Cast	930	147	775	8

Precinct 203

County Treasurer

Vote For 1

	TOTAL	Polls	Early Provisional	s
JOHNSON, BRIAN	681	93	583	5
ACKERLEY, CHRIS	526	128	391	7
Write-In Totals	5	2	2	1
Not Assigned	5	2	2	1
Total Votes Cast	1,212	223	976	13

Justice of the Peace Precinct 4

Vote For 1

	TOTAL	Polls	Early Provisional	s
PESQUIERA, CHARLENE	888	140	742	6
Write-In Totals	50	11	37	2
Not Assigned	50	11	37	2
Total Votes Cast	938	151	779	8

Constable Precinct 4

Vote For 1

	TOTAL	Polls	Early Provisional	s
ETHRIDGE-NIELSEN, TRACY	873	137	730	6
Write-In Totals	49	11	36	2
Not Assigned	49	11	36	2
Total Votes Cast	922	148	766	8

KING, KATHRYN H.

Vote For 1

	TOTAL	Polls	Early Provisional	s
Yes / Si	641	128	509	4
No	410	60	345	5
Total Votes Cast	1,051	188	854	9

BOLICK, CLINT

Vote For 1

	TOTAL	Polls	Early Provisional	s
Yes / Si	609	129	478	2
No	427	58	362	7
Total Votes Cast	1,036	187	840	9

ECKERSTROM, PETER J.

Vote For 1

	TOTAL	Polls	Early Provisional	s
Yes / Si	699	129	565	5
No	306	56	247	3
Total Votes Cast	1,005	185	812	8

Precinct 203

STARING, CHRISTOPHER P.

Vote For 1		TOTAL	Polls	Early Provisional	S
Yes / Si		660	125	531	4
No		330	56	270	4
Total Votes Cast		990	181	801	8

GRIFFIN, BRENDEN J.

Vote For 1		TOTAL	Polls	Early Provisional	S
Yes / Si		670	130	535	5
No		303	54	246	3
Total Votes Cast		973	184	781	8

LEE, KENNETH

Vote For 1		TOTAL	Polls	Early Provisional	S
Yes / Si		685	128	554	3
No		298	54	240	4
Total Votes Cast		983	182	794	7

BRYSON, KYLE A.

Vote For 1		TOTAL	Polls	Early Provisional	S
Yes / Si		687	127	555	5
No		287	54	230	3
Total Votes Cast		974	181	785	8

COHEN, GARY J.

Vote For 1		TOTAL	Polls	Early Provisional	S
Yes / Si		675	123	548	4
No		290	56	231	3
Total Votes Cast		965	179	779	7

GORDON, RICHARD E.

Vote For 1		TOTAL	Polls	Early Provisional	S
Yes / Si		675	120	551	4
No		291	56	231	4
Total Votes Cast		966	176	782	8

Precinct 203

BUTLER, MICHAEL J.

Vote For 1

	TOTAL	Polls	Early Provisional	S
Yes / Si	687	121	562	4
No	283	57	223	3
Total Votes Cast	970	178	785	7

YEHLING, WAYNE E.

Vote For 1

	TOTAL	Polls	Early Provisional	S
Yes / Si	656	121	530	5
No	306	58	245	3
Total Votes Cast	962	179	775	8

CONSTANT, DANIELLE J.K.

Vote For 1

	TOTAL	Polls	Early Provisional	S
Yes / Si	657	122	531	4
No	304	53	247	4
Total Votes Cast	961	175	778	8

METCALF, D. DOUGLAS

Vote For 1

	TOTAL	Polls	Early Provisional	S
Yes / Si	653	120	530	3
No	309	56	248	5
Total Votes Cast	962	176	778	8

MCGINLEY, CASEY F.

Vote For 1

	TOTAL	Polls	Early Provisional	S
Yes / Si	686	122	563	1
No	277	52	219	6
Total Votes Cast	963	174	782	7

SAKALL, GREG

Vote For 1

	TOTAL	Polls	Early Provisional	S
Yes / Si	659	116	539	4
No	306	58	244	4
Total Votes Cast	965	174	783	8

Precinct 203

WAGENER, JOAN L.

Vote For 1

	TOTAL	Polls	Early Provisional	S
Yes / Si	680	122	553	5
No	286	55	228	3
Total Votes Cast	966	177	781	8

JOHNSON, KELLIE L.

Vote For 1

	TOTAL	Polls	Early Provisional	S
Yes / Si	664	122	538	4
No	319	55	260	4
Total Votes Cast	983	177	798	8

ORTIZ, KIMBERLY H.

Vote For 1

	TOTAL	Polls	Early Provisional	S
Yes / Si	699	124	573	2
No	264	53	206	5
Total Votes Cast	963	177	779	7

MCDONALD, SCOTT DAVID

Vote For 1

	TOTAL	Polls	Early Provisional	S
Yes / Si	664	120	541	3
No	308	57	246	5
Total Votes Cast	972	177	787	8

ABRAMS, LISA ILKA

Vote For 1

	TOTAL	Polls	Early Provisional	S
Yes / Si	708	126	577	5
No	269	52	214	3
Total Votes Cast	977	178	791	8

Governing Board - Tucson Unified School District (TUSD) No. 1

Vote For 3

	TOTAL	Polls	Early Provisional	S
ACOSTA RUIZ, PILAR	498	74	420	4
FLORES, ESTEBAN	475	85	386	4
LUNA ROSE, NATALIE	566	86	477	3
SHAH, RAVI	344	53	290	1
SHAW, SADIE	487	75	409	3
Write-In Totals	22	6	16	0
Not Assigned	22	6	16	0
Total Votes Cast	2,392	379	1,998	15

Precinct 203

Board of Governors - Pima Community College Dist. 5

Vote For 1

	TOTAL	Polls	Early Provisional	s
GONZALES, LUIS LOPEZ	426	76	347	3
MORALES, KARLA	541	97	441	3
Write-In Totals	13	4	9	0
Not Assigned	13	4	9	0
Total Votes Cast	980	177	797	6

PROPOSITION 133

Vote For 1

	TOTAL	Polls	Early Provisional	s
Yes / Si	439	100	334	5
No	724	118	601	5
Total Votes Cast	1,163	218	935	10

PROPOSITION 134

Vote For 1

	TOTAL	Polls	Early Provisional	s
Yes / Si	430	101	326	3
No	731	117	607	7
Total Votes Cast	1,161	218	933	10

PROPOSITION 135

Vote For 1

	TOTAL	Polls	Early Provisional	s
Yes / Si	461	110	348	3
No	679	103	569	7
Total Votes Cast	1,140	213	917	10

PROPOSITION 136

Vote For 1

	TOTAL	Polls	Early Provisional	s
Yes / Si	372	95	272	5
No	775	117	653	5
Total Votes Cast	1,147	212	925	10

PROPOSITION 137

Vote For 1

	TOTAL	Polls	Early Provisional	s
Yes / Si	257	64	190	3
No	881	149	726	6
Total Votes Cast	1,138	213	916	9

Precinct 203

PROPOSITION 138

Vote For 1

	TOTAL	Polls	Early Provisional	S
Yes / Si	252	66	182	4
No	926	158	761	7
Total Votes Cast	1,178	224	943	11

PROPOSITION 139

Vote For 1

	TOTAL	Polls	Early Provisional	S
Yes / Si	827	124	697	6
No	398	106	286	6
Total Votes Cast	1,225	230	983	12

PROPOSITION 140

Vote For 1

	TOTAL	Polls	Early Provisional	S
Yes / Si	562	124	432	6
No	640	104	531	5
Total Votes Cast	1,202	228	963	11

PROPOSITION 311

Vote For 1

	TOTAL	Polls	Early Provisional	S
Yes / Si	794	167	618	9
No	419	62	354	3
Total Votes Cast	1,213	229	972	12

PROPOSITION 312

Vote For 1

	TOTAL	Polls	Early Provisional	S
Yes / Si	718	166	545	7
No	484	58	422	4
Total Votes Cast	1,202	224	967	11

PROPOSITION 313

Vote For 1

	TOTAL	Polls	Early Provisional	S
Yes / Si	772	165	599	8
No	392	50	339	3
Total Votes Cast	1,164	215	938	11

Precinct 203

PROPOSITION 314

Vote For 1

	TOTAL	Polls	Early Provisional	S
Yes / Si	677	144	528	5
No	483	71	407	5
Total Votes Cast	1,160	215	935	10

PROPOSITION 315

Vote For 1

	TOTAL	Polls	Early Provisional	S
Yes / Si	469	104	360	5
No	663	106	552	5
Total Votes Cast	1,132	210	912	10

Summary Results Report
 General Election
 November 5, 2024

OFFICIAL RESULTS
 Summary of Votes Cast
 County of Pima

Precinct 204

Statistics	TOTAL	Polls	Early Provisional	s
Registered Voters - Total	556			
Ballots Cast - Total	447	104	339	4
Ballots Cast - Blank	7	4	2	1
Voter Turnout - Total	80.40%			

Presidential Electors

Vote For 1	TOTAL	Polls	Early Provisional	s
HARRIS, KAMALA D.	76	11	65	0
TRUMP, DONALD J.	366	93	269	4
OLIVER, CHASE	0	0	0	0
STEIN, JILL	3	0	3	0
Write-In Totals	1	0	1	0
Write-In: Ayyadurai / Ellis	0	0	0	0
Write-In: Boddie / Stoneham	0	0	0	0
Write-In: De la Cruz / Garcia	0	0	0	0
Write-In: Shelton / Serra	0	0	0	0
Write-In: Skousen / Combs	0	0	0	0
Not Assigned	1	0	1	0
Total Votes Cast	446	104	338	4

U.S. Senator

Vote For 1	TOTAL	Polls	Early Provisional	s
GALLEGO, RUBEN	80	12	68	0
LAKE, KARI	341	89	248	4
QUINTANA, EDUARDO	16	1	15	0
Write-In Totals	0	0	0	0
Write-In: Williams, Sarah	0	0	0	0
Write-In: Beckett, Christopher	0	0	0	0
Write-In: Sanders, Steven Cavin	0	0	0	0
Write-In: Bozic, David	0	0	0	0
Write-In: Petty, Shawn	0	0	0	0
Write-In: Rodriguez, Benjamin	0	0	0	0
Write-In: Prosser, Jannie "Jannie"	0	0	0	0
Not Assigned	0	0	0	0
Total Votes Cast	437	102	331	4

U.S. Representative in Congress District 7

Vote For 1	TOTAL	Polls	Early Provisional	s
GRIJALVA, RAÚL M.	73	12	61	0
BUTIEREZ SR., DANIEL FRANCIS	348	87	258	3
Write-In Totals	0	0	0	0
Not Assigned	0	0	0	0
Total Votes Cast	421	99	319	3

Precinct 204

State Senator District 21

Vote For 1

	TOTAL	Polls	Early Provisional	s
GABALDÓN, ROSANNA	119	29	90	0
Write-In Totals	29	7	21	1
Not Assigned	29	7	21	1
Total Votes Cast	148	36	111	1

State Representative Dist. 21

Vote For 2

	TOTAL	Polls	Early Provisional	s
HERNANDEZ, CONSUELO	60	6	54	0
STAHL HAMILTON, STEPHANIE	71	10	61	0
KIBBEY, CHRISTOPHER	354	90	261	3
Write-In Totals	13	4	9	0
Not Assigned	13	4	9	0
Total Votes Cast	498	110	385	3

Corporation Commissioner

Vote For 3

	TOTAL	Polls	Early Provisional	s
AGUILAR, YLENIA	61	6	55	0
HILL, JONATHON	54	5	49	0
POLACHECK, JOSHUA	55	6	49	0
LOPEZ, RENE	305	78	225	2
MARQUEZ PETERSON, LEA	284	68	214	2
WALDEN, RACHEL	315	74	239	2
CEASE, MIKE	15	1	14	0
LUXENBERG, NINA	10	1	9	0
Write-In Totals	0	0	0	0
Write-In: Bertone, Frank	0	0	0	0
Not Assigned	0	0	0	0
Total Votes Cast	1,099	239	854	6

Board of Supervisors District 3

Vote For 1

	TOTAL	Polls	Early Provisional	s
ALLEN, JENNIFER "JEN"	66	8	58	0
WITTENBRAKER, JANET "JL"	353	88	262	3
BAH, IMAN-UTOPIA LAYJOU	8	1	7	0
Write-In Totals	0	0	0	0
Not Assigned	0	0	0	0
Total Votes Cast	427	97	327	3

Precinct 204

County Assessor

Vote For 1

	TOTAL	Polls	Early Provisional	S
DROUBIE, SUZANNE	129	29	100	0
Write-In Totals	25	6	18	1
Not Assigned	25	6	18	1
Total Votes Cast	154	35	118	1

County Attorney

Vote For 1

	TOTAL	Polls	Early Provisional	S
CONOVER, LAURA	86	17	69	0
DRUAN, HOWARD	140	34	105	1
Write-In Totals	15	3	12	0
Not Assigned	15	3	12	0
Total Votes Cast	241	54	186	1

County Recorder

Vote For 1

	TOTAL	Polls	Early Provisional	S
CÁZARES-KELLY, GABRIELLA	73	11	62	0
CAMPBELL-GONZALEZ, DOMINIC	341	85	253	3
Write-In Totals	0	0	0	0
Not Assigned	0	0	0	0
Total Votes Cast	414	96	315	3

County Sheriff

Vote For 1

	TOTAL	Polls	Early Provisional	S
NANOS, CHRIS	63	10	53	0
LAPPIN, HEATHER	369	90	275	4
Write-In Totals	1	1	0	0
Write-In: Di Genova, Trista	0	0	0	0
Not Assigned	1	1	0	0
Total Votes Cast	433	101	328	4

County Superintendent of Schools

Vote For 1

	TOTAL	Polls	Early Provisional	S
WILLIAMS, DUSTIN	126	30	96	0
Write-In Totals	20	3	16	1
Not Assigned	20	3	16	1
Total Votes Cast	146	33	112	1

Precinct 204

County Treasurer

Vote For 1

	TOTAL	Polls	Early Provisional	S
JOHNSON, BRIAN	62	8	54	0
ACKERLEY, CHRIS	360	91	266	3
Write-In Totals	0	0	0	0
Not Assigned	0	0	0	0
Total Votes Cast	422	99	320	3

Constable Precinct 7

Vote For 1

	TOTAL	Polls	Early Provisional	S
SCHENEK JR., THOMAS	368	91	276	1
Write-In Totals	3	0	3	0
Not Assigned	3	0	3	0
Total Votes Cast	371	91	279	1

KING, KATHRYN H.

Vote For 1

	TOTAL	Polls	Early Provisional	S
Yes / Si	225	58	166	1
No	119	20	98	1
Total Votes Cast	344	78	264	2

BOLICK, CLINT

Vote For 1

	TOTAL	Polls	Early Provisional	S
Yes / Si	228	56	171	1
No	114	22	91	1
Total Votes Cast	342	78	262	2

ECKERSTROM, PETER J.

Vote For 1

	TOTAL	Polls	Early Provisional	S
Yes / Si	189	47	141	1
No	125	27	97	1
Total Votes Cast	314	74	238	2

STARING, CHRISTOPHER P.

Vote For 1

	TOTAL	Polls	Early Provisional	S
Yes / Si	222	54	167	1
No	93	21	71	1
Total Votes Cast	315	75	238	2

Precinct 204

GRIFFIN, BRENDEN J.

Vote For 1

	TOTAL	Polls	Early Provisional	S
Yes / Si	197	50	146	1
No	102	23	78	1
Total Votes Cast	299	73	224	2

LEE, KENNETH

Vote For 1

	TOTAL	Polls	Early Provisional	S
Yes / Si	199	50	148	1
No	98	22	75	1
Total Votes Cast	297	72	223	2

BRYSON, KYLE A.

Vote For 1

	TOTAL	Polls	Early Provisional	S
Yes / Si	206	52	153	1
No	92	20	71	1
Total Votes Cast	298	72	224	2

COHEN, GARY J.

Vote For 1

	TOTAL	Polls	Early Provisional	S
Yes / Si	203	49	153	1
No	94	21	72	1
Total Votes Cast	297	70	225	2

GORDON, RICHARD E.

Vote For 1

	TOTAL	Polls	Early Provisional	S
Yes / Si	201	51	149	1
No	96	21	74	1
Total Votes Cast	297	72	223	2

BUTLER, MICHAEL J.

Vote For 1

	TOTAL	Polls	Early Provisional	S
Yes / Si	204	48	155	1
No	95	23	71	1
Total Votes Cast	299	71	226	2

Precinct 204

YEHLING, WAYNE E.

Vote For 1

	TOTAL	Polls	Early Provisional	S
Yes / Si	202	50	151	1
No	94	22	71	1
Total Votes Cast	296	72	222	2

CONSTANT, DANIELLE J.K.

Vote For 1

	TOTAL	Polls	Early Provisional	S
Yes / Si	194	47	146	1
No	104	24	79	1
Total Votes Cast	298	71	225	2

METCALF, D. DOUGLAS

Vote For 1

	TOTAL	Polls	Early Provisional	S
Yes / Si	205	51	153	1
No	92	20	71	1
Total Votes Cast	297	71	224	2

MCGINLEY, CASEY F.

Vote For 1

	TOTAL	Polls	Early Provisional	S
Yes / Si	199	49	149	1
No	102	22	79	1
Total Votes Cast	301	71	228	2

SAKALL, GREG

Vote For 1

	TOTAL	Polls	Early Provisional	S
Yes / Si	203	48	154	1
No	98	23	74	1
Total Votes Cast	301	71	228	2

WAGENER, JOAN L.

Vote For 1

	TOTAL	Polls	Early Provisional	S
Yes / Si	198	46	151	1
No	105	26	78	1
Total Votes Cast	303	72	229	2

Precinct 204

JOHNSON, KELLIE L.

Vote For 1

	TOTAL	Polls	Early Provisional	S
Yes / Si	211	51	159	1
No	94	20	73	1
Total Votes Cast	305	71	232	2

ORTIZ, KIMBERLY H.

Vote For 1

	TOTAL	Polls	Early Provisional	S
Yes / Si	200	48	151	1
No	103	24	78	1
Total Votes Cast	303	72	229	2

MCDONALD, SCOTT DAVID

Vote For 1

	TOTAL	Polls	Early Provisional	S
Yes / Si	204	51	152	1
No	97	20	76	1
Total Votes Cast	301	71	228	2

ABRAMS, LISA ILKA

Vote For 1

	TOTAL	Polls	Early Provisional	S
Yes / Si	195	48	146	1
No	107	24	82	1
Total Votes Cast	302	72	228	2

Governing Board - Sahuarita Unified School District No. 30

Vote For 3

	TOTAL	Polls	Early Provisional	S
BRUNO, ANTHONY "TONY" ROCCO	222	50	170	2
FETTIG, DEBBIE	79	16	63	0
PETERSMARCK, AMY	157	50	106	1
REIS, DENISE	120	32	87	1
ZANIN, KATHRYN	206	43	161	2
Write-In Totals	10	3	7	0
Not Assigned	10	3	7	0
Total Votes Cast	794	194	594	6

Precinct 204

Board of Governors - Pima Community College Dist. 3

Vote For 1

	TOTAL	Polls	Early Provisional	S
GARCIA, MARIA DE LA LUZ	55	7	48	0
RANDALL, KRISTEN	198	51	145	2
Write-In Totals	7	0	7	0
Not Assigned	7	0	7	0
Total Votes Cast	260	58	200	2

PROPOSITION 133

Vote For 1

	TOTAL	Polls	Early Provisional	S
Yes / Si	216	59	155	2
No	197	36	160	1
Total Votes Cast	413	95	315	3

PROPOSITION 134

Vote For 1

	TOTAL	Polls	Early Provisional	S
Yes / Si	244	66	177	1
No	170	30	138	2
Total Votes Cast	414	96	315	3

PROPOSITION 135

Vote For 1

	TOTAL	Polls	Early Provisional	S
Yes / Si	258	65	190	3
No	149	28	121	0
Total Votes Cast	407	93	311	3

PROPOSITION 136

Vote For 1

	TOTAL	Polls	Early Provisional	S
Yes / Si	225	60	163	2
No	184	35	148	1
Total Votes Cast	409	95	311	3

PROPOSITION 137

Vote For 1

	TOTAL	Polls	Early Provisional	S
Yes / Si	110	40	69	1
No	293	55	236	2
Total Votes Cast	403	95	305	3

Precinct 204

PROPOSITION 138

Vote For 1

	TOTAL	Polls	Early Provisional	S
Yes / Si	135	30	104	1
No	285	67	216	2
Total Votes Cast	420	97	320	3

PROPOSITION 139

Vote For 1

	TOTAL	Polls	Early Provisional	S
Yes / Si	133	20	112	1
No	304	80	222	2
Total Votes Cast	437	100	334	3

PROPOSITION 140

Vote For 1

	TOTAL	Polls	Early Provisional	S
Yes / Si	120	21	97	2
No	307	76	230	1
Total Votes Cast	427	97	327	3

PROPOSITION 311

Vote For 1

	TOTAL	Polls	Early Provisional	S
Yes / Si	317	81	233	3
No	115	19	96	0
Total Votes Cast	432	100	329	3

PROPOSITION 312

Vote For 1

	TOTAL	Polls	Early Provisional	S
Yes / Si	322	85	234	3
No	105	14	91	0
Total Votes Cast	427	99	325	3

PROPOSITION 313

Vote For 1

	TOTAL	Polls	Early Provisional	S
Yes / Si	308	80	225	3
No	118	20	98	0
Total Votes Cast	426	100	323	3

Precinct 204

PROPOSITION 314

Vote For 1

	TOTAL	Polls	Early Provisional	S
Yes / Si	345	77	265	3
No	76	20	56	0
Total Votes Cast	421	97	321	3

PROPOSITION 315

Vote For 1

	TOTAL	Polls	Early Provisional	S
Yes / Si	258	68	188	2
No	153	28	124	1
Total Votes Cast	411	96	312	3

Precinct 205

Statistics	TOTAL	Polls	Early Provisional	S
Registered Voters - Total	2,638			
Ballots Cast - Total	2,455	164	2,289	2
Ballots Cast - Blank	18	2	16	0
Voter Turnout - Total	93.06%			

Presidential Electors

Vote For 1	TOTAL	Polls	Early Provisional	S
HARRIS, KAMALA D.	1,320	45	1,274	1
TRUMP, DONALD J.	1,090	117	972	1
OLIVER, CHASE	5	0	5	0
STEIN, JILL	8	0	8	0
Write-In Totals	9	1	8	0
Write-In: Ayyadurai / Ellis	0	0	0	0
Write-In: Boddie / Stoneham	0	0	0	0
Write-In: De la Cruz / Garcia	0	0	0	0
Write-In: Shelton / Serra	0	0	0	0
Write-In: Skousen / Combs	0	0	0	0
Not Assigned	9	1	8	0
Total Votes Cast	2,432	163	2,267	2

U.S. Senator

Vote For 1	TOTAL	Polls	Early Provisional	S
GALLEGO, RUBEN	1,340	42	1,297	1
LAKE, KARI	1,054	117	936	1
QUINTANA, EDUARDO	28	4	24	0
Write-In Totals	4	0	4	0
Write-In: Williams, Sarah	1	0	1	0
Write-In: Beckett, Christopher	0	0	0	0
Write-In: Sanders, Steven Cavin	0	0	0	0
Write-In: Bozic, David	0	0	0	0
Write-In: Petty, Shawn	0	0	0	0
Write-In: Rodriguez, Benjamin	0	0	0	0
Write-In: Prosser, Jannie "Jannie"	0	0	0	0
Not Assigned	3	0	3	0
Total Votes Cast	2,426	163	2,261	2

Summary Results Report
 General Election
 November 5, 2024

OFFICIAL RESULTS
 Summary of Votes Cast
 County of Pima

Precinct 205

U.S. Representative in Congress District 6

Vote For 1

	TOTAL	Polls	Early Provisional	S
ENGEL, KIRSTEN	1,245	41	1,203	1
CISCOMANI, JUAN	1,129	116	1,012	1
EASTWOOD, ATHENA	31	3	28	0
Write-In Totals	0	0	0	0
Write-In: Pozzolo, Luis	0	0	0	0
Not Assigned	0	0	0	0
Total Votes Cast	2,405	160	2,243	2

State Senator District 19

Vote For 1

	TOTAL	Polls	Early Provisional	S
KARP, BOB	1,233	37	1,195	1
GOWAN, DAVID	1,131	121	1,009	1
Write-In Totals	2	0	2	0
Not Assigned	2	0	2	0
Total Votes Cast	2,366	158	2,206	2

State Representative Dist. 19

Vote For 2

	TOTAL	Polls	Early Provisional	S
FROSTROM JR., GREGG	1,231	40	1,190	1
DIAZ, LUPE	858	76	781	1
GRIFFIN, GAIL	1,129	110	1,018	1
Write-In Totals	7	0	7	0
Not Assigned	7	0	7	0
Total Votes Cast	3,225	226	2,996	3

Corporation Commissioner

Vote For 3

	TOTAL	Polls	Early Provisional	S
AGUILAR, YLENIA	1,117	28	1,088	1
HILL, JONATHON	1,172	29	1,142	1
POLACHECK, JOSHUA	1,097	27	1,069	1
LOPEZ, RENE	992	98	893	1
MARQUEZ PETERSON, LEA	995	95	899	1
WALDEN, RACHEL	1,065	105	959	1
CEASE, MIKE	39	3	36	0
LUXENBERG, NINA	45	3	42	0
Write-In Totals	0	0	0	0
Write-In: Bertone, Frank	0	0	0	0
Not Assigned	0	0	0	0
Total Votes Cast	6,522	388	6,128	6

Summary Results Report
 General Election
 November 5, 2024

OFFICIAL RESULTS
 Summary of Votes Cast
 County of Pima

Precinct 205

Board of Supervisors District 4

Vote For 1

	TOTAL	Polls	Early Provisional	S
BECHTOL, VANESSA	1,169	36	1,132	1
CHRISTY, STEPHEN W. "STEVE"	1,184	116	1,067	1
Write-In Totals	1	0	1	0
Not Assigned	1	0	1	0
Total Votes Cast	2,354	152	2,200	2

County Assessor

Vote For 1

	TOTAL	Polls	Early Provisional	S
DROUBIE, SUZANNE	1,532	61	1,469	2
Write-In Totals	29	4	25	0
Not Assigned	29	4	25	0
Total Votes Cast	1,561	65	1,494	2

County Attorney

Vote For 1

	TOTAL	Polls	Early Provisional	S
CONOVER, LAURA	1,374	46	1,327	1
DRUAN, HOWARD	365	37	327	1
Write-In Totals	8	2	6	0
Not Assigned	8	2	6	0
Total Votes Cast	1,747	85	1,660	2

County Recorder

Vote For 1

	TOTAL	Polls	Early Provisional	S
CÁZARES-KELLY, GABRIELLA	1,239	30	1,208	1
CAMPBELL-GONZALEZ, DOMINIC	1,065	116	948	1
Write-In Totals	0	0	0	0
Not Assigned	0	0	0	0
Total Votes Cast	2,304	146	2,156	2

County Sheriff

Vote For 1

	TOTAL	Polls	Early Provisional	S
NANOS, CHRIS	1,077	32	1,044	1
LAPPIN, HEATHER	1,271	125	1,145	1
Write-In Totals	3	0	3	0
Write-In: Di Genova, Trista	2	0	2	0
Not Assigned	1	0	1	0
Total Votes Cast	2,351	157	2,192	2

Precinct 205

County Superintendent of Schools

Vote For 1

	TOTAL	Polls	Early Provisional	S
WILLIAMS, DUSTIN	1,490	60	1,428	2
Write-In Totals	30	5	25	0
Not Assigned	30	5	25	0
Total Votes Cast	1,520	65	1,453	2

County Treasurer

Vote For 1

	TOTAL	Polls	Early Provisional	S
JOHNSON, BRIAN	1,142	29	1,112	1
ACKERLEY, CHRIS	1,204	118	1,085	1
Write-In Totals	2	0	2	0
Not Assigned	2	0	2	0
Total Votes Cast	2,348	147	2,199	2

Constable Precinct 7

Vote For 1

	TOTAL	Polls	Early Provisional	S
SCHENEK JR., THOMAS	1,544	124	1,419	1
Write-In Totals	25	0	25	0
Not Assigned	25	0	25	0
Total Votes Cast	1,569	124	1,444	1

KING, KATHRYN H.

Vote For 1

	TOTAL	Polls	Early Provisional	S
Yes / Si	1,146	79	1,066	1
No	800	36	763	1
Total Votes Cast	1,946	115	1,829	2

BOLICK, CLINT

Vote For 1

	TOTAL	Polls	Early Provisional	S
Yes / Si	1,098	78	1,019	1
No	822	36	785	1
Total Votes Cast	1,920	114	1,804	2

ECKERSTROM, PETER J.

Vote For 1

	TOTAL	Polls	Early Provisional	S
Yes / Si	1,224	65	1,159	0
No	436	34	401	1
Total Votes Cast	1,660	99	1,560	1

Precinct 205

STARING, CHRISTOPHER P.

Vote For 1

	TOTAL	Polls	Early Provisional	S
Yes / Si	1,309	76	1,232	1
No	379	28	351	0
Total Votes Cast	1,688	104	1,583	1

GRIFFIN, BRENDEN J.

Vote For 1

	TOTAL	Polls	Early Provisional	S
Yes / Si	1,190	65	1,124	1
No	383	30	353	0
Total Votes Cast	1,573	95	1,477	1

LEE, KENNETH

Vote For 1

	TOTAL	Polls	Early Provisional	S
Yes / Si	1,163	60	1,103	0
No	405	31	373	1
Total Votes Cast	1,568	91	1,476	1

BRYSON, KYLE A.

Vote For 1

	TOTAL	Polls	Early Provisional	S
Yes / Si	1,204	66	1,138	0
No	371	26	344	1
Total Votes Cast	1,575	92	1,482	1

COHEN, GARY J.

Vote For 1

	TOTAL	Polls	Early Provisional	S
Yes / Si	1,185	58	1,126	1
No	370	31	339	0
Total Votes Cast	1,555	89	1,465	1

GORDON, RICHARD E.

Vote For 1

	TOTAL	Polls	Early Provisional	S
Yes / Si	1,191	63	1,128	0
No	368	29	338	1
Total Votes Cast	1,559	92	1,466	1

Precinct 205

BUTLER, MICHAEL J.

Vote For 1

	TOTAL	Polls	Early Provisional	S
Yes / Si	1,205	59	1,146	0
No	367	32	334	1
Total Votes Cast	1,572	91	1,480	1

YEHLING, WAYNE E.

Vote For 1

	TOTAL	Polls	Early Provisional	S
Yes / Si	1,175	57	1,117	1
No	393	33	360	0
Total Votes Cast	1,568	90	1,477	1

CONSTANT, DANIELLE J.K.

Vote For 1

	TOTAL	Polls	Early Provisional	S
Yes / Si	1,148	57	1,090	1
No	422	34	388	0
Total Votes Cast	1,570	91	1,478	1

METCALF, D. DOUGLAS

Vote For 1

	TOTAL	Polls	Early Provisional	S
Yes / Si	1,188	62	1,125	1
No	385	31	354	0
Total Votes Cast	1,573	93	1,479	1

MCGINLEY, CASEY F.

Vote For 1

	TOTAL	Polls	Early Provisional	S
Yes / Si	1,197	61	1,135	1
No	360	30	330	0
Total Votes Cast	1,557	91	1,465	1

SAKALL, GREG

Vote For 1

	TOTAL	Polls	Early Provisional	S
Yes / Si	1,241	59	1,182	0
No	368	32	335	1
Total Votes Cast	1,609	91	1,517	1

Precinct 205

WAGENER, JOAN L.

Vote For 1

	TOTAL	Polls	Early Provisional	S
Yes / Si	1,197	60	1,136	1
No	375	32	343	0
Total Votes Cast	1,572	92	1,479	1

JOHNSON, KELLIE L.

Vote For 1

	TOTAL	Polls	Early Provisional	S
Yes / Si	1,161	68	1,092	1
No	457	27	430	0
Total Votes Cast	1,618	95	1,522	1

ORTIZ, KIMBERLY H.

Vote For 1

	TOTAL	Polls	Early Provisional	S
Yes / Si	1,210	64	1,145	1
No	358	28	330	0
Total Votes Cast	1,568	92	1,475	1

MCDONALD, SCOTT DAVID

Vote For 1

	TOTAL	Polls	Early Provisional	S
Yes / Si	1,171	61	1,110	0
No	390	32	357	1
Total Votes Cast	1,561	93	1,467	1

ABRAMS, LISA ILKA

Vote For 1

	TOTAL	Polls	Early Provisional	S
Yes / Si	1,196	61	1,134	1
No	385	30	355	0
Total Votes Cast	1,581	91	1,489	1

Governing Board - Sahuarita Unified School District No. 30

Vote For 3

	TOTAL	Polls	Early Provisional	S
BRUNO, ANTHONY "TONY" ROCCO	0	0	0	0
FETTIG, DEBBIE	2	0	2	0
PETERSMARCK, AMY	2	0	2	0
REIS, DENISE	0	0	0	0
ZANIN, KATHRYN	2	0	2	0
Write-In Totals	0	0	0	0
Not Assigned	0	0	0	0
Total Votes Cast	6	0	6	0

Precinct 205

PROPOSITION 133

Vote For 1

	TOTAL	Polls	Early Provisional	s
Yes / Si	984	79	905	0
No	1,193	68	1,123	2
Total Votes Cast	2,177	147	2,028	2

PROPOSITION 134

Vote For 1

	TOTAL	Polls	Early Provisional	s
Yes / Si	922	77	845	0
No	1,254	69	1,183	2
Total Votes Cast	2,176	146	2,028	2

PROPOSITION 135

Vote For 1

	TOTAL	Polls	Early Provisional	s
Yes / Si	959	86	873	0
No	1,177	59	1,116	2
Total Votes Cast	2,136	145	1,989	2

PROPOSITION 136

Vote For 1

	TOTAL	Polls	Early Provisional	s
Yes / Si	789	62	727	0
No	1,334	78	1,254	2
Total Votes Cast	2,123	140	1,981	2

PROPOSITION 137

Vote For 1

	TOTAL	Polls	Early Provisional	s
Yes / Si	460	42	418	0
No	1,658	100	1,556	2
Total Votes Cast	2,118	142	1,974	2

PROPOSITION 138

Vote For 1

	TOTAL	Polls	Early Provisional	s
Yes / Si	542	40	501	1
No	1,657	108	1,548	1
Total Votes Cast	2,199	148	2,049	2

Precinct 205

PROPOSITION 139

Vote For 1

	TOTAL	Polls	Early Provisional	S
Yes / Si	1,567	69	1,497	1
No	792	89	702	1
Total Votes Cast	2,359	158	2,199	2

PROPOSITION 140

Vote For 1

	TOTAL	Polls	Early Provisional	S
Yes / Si	953	56	896	1
No	1,367	101	1,265	1
Total Votes Cast	2,320	157	2,161	2

PROPOSITION 311

Vote For 1

	TOTAL	Polls	Early Provisional	S
Yes / Si	1,520	116	1,403	1
No	793	34	758	1
Total Votes Cast	2,313	150	2,161	2

PROPOSITION 312

Vote For 1

	TOTAL	Polls	Early Provisional	S
Yes / Si	1,283	104	1,178	1
No	1,008	44	963	1
Total Votes Cast	2,291	148	2,141	2

PROPOSITION 313

Vote For 1

	TOTAL	Polls	Early Provisional	S
Yes / Si	1,230	108	1,121	1
No	1,017	42	974	1
Total Votes Cast	2,247	150	2,095	2

PROPOSITION 314

Vote For 1

	TOTAL	Polls	Early Provisional	S
Yes / Si	1,330	123	1,206	1
No	906	30	875	1
Total Votes Cast	2,236	153	2,081	2

Precinct 205

PROPOSITION 315

Vote For 1

	TOTAL	Polls	Early Provisional	s
Yes / Sí	985	93	892	0
No	1,172	48	1,122	2
Total Votes Cast	2,157	141	2,014	2

PROPOSITION 410 - Continental School District No. 39

Vote For 1

	TOTAL	Polls	Early Provisional	s
Budget Increase, Yes / Aumento al Presupuesto, Sí	1,093	61	1,032	0
Budget Increase, No / Aumento al Presupuesto, No	1,073	85	986	2
Total Votes Cast	2,166	146	2,018	2

Precinct 206

Statistics	TOTAL	Polls	Early Provisional	s
Registered Voters - Total	488			
Ballots Cast - Total	404	61	342	1
Ballots Cast - Blank	6	1	5	0
Voter Turnout - Total	82.79%			

Presidential Electors

Vote For 1

	TOTAL	Polls	Early Provisional	s
HARRIS, KAMALA D.	135	17	118	0
TRUMP, DONALD J.	268	44	223	1
OLIVER, CHASE	1	0	1	0
STEIN, JILL	0	0	0	0
Write-In Totals	0	0	0	0
Write-In: Ayyadurai / Ellis	0	0	0	0
Write-In: Boddie / Stoneham	0	0	0	0
Write-In: De la Cruz / Garcia	0	0	0	0
Write-In: Shelton / Serra	0	0	0	0
Write-In: Skousen / Combs	0	0	0	0
Not Assigned	0	0	0	0
Total Votes Cast	404	61	342	1

U.S. Senator

Vote For 1

	TOTAL	Polls	Early Provisional	s
GALLEGO, RUBEN	138	14	124	0
LAKE, KARI	251	43	207	1
QUINTANA, EDUARDO	13	4	9	0
Write-In Totals	0	0	0	0
Write-In: Williams, Sarah	0	0	0	0
Write-In: Beckett, Christopher	0	0	0	0
Write-In: Sanders, Steven Cavin	0	0	0	0
Write-In: Bozic, David	0	0	0	0
Write-In: Petty, Shawn	0	0	0	0
Write-In: Rodriguez, Benjamin	0	0	0	0
Write-In: Prosser, Jannie "Jannie"	0	0	0	0
Not Assigned	0	0	0	0
Total Votes Cast	402	61	340	1

Precinct 206

U.S. Representative in Congress District 6

Vote For 1

	TOTAL	Polls	Early Provisional	S
ENGEL, KIRSTEN	117	12	105	0
CISCOMANI, JUAN	259	46	212	1
EASTWOOD, ATHENA	16	3	13	0
Write-In Totals	0	0	0	0
Write-In: Pozzolo, Luis	0	0	0	0
Not Assigned	0	0	0	0
Total Votes Cast	392	61	330	1

State Senator District 19

Vote For 1

	TOTAL	Polls	Early Provisional	S
KARP, BOB	133	18	115	0
GOWAN, DAVID	261	41	220	0
Write-In Totals	0	0	0	0
Not Assigned	0	0	0	0
Total Votes Cast	394	59	335	0

State Representative Dist. 19

Vote For 2

	TOTAL	Polls	Early Provisional	S
FROSTROM JR., GREGG	132	16	116	0
DIAZ, LUPE	193	30	163	0
GRIFFIN, GAIL	247	36	211	0
Write-In Totals	0	0	0	0
Not Assigned	0	0	0	0
Total Votes Cast	572	82	490	0

Corporation Commissioner

Vote For 3

	TOTAL	Polls	Early Provisional	S
AGUILAR, YLENIA	127	15	112	0
HILL, JONATHON	114	10	104	0
POLACHECK, JOSHUA	102	9	93	0
LOPEZ, RENE	233	35	197	1
MARQUEZ PETERSON, LEA	209	31	178	0
WALDEN, RACHEL	248	36	212	0
CEASE, MIKE	16	5	11	0
LUXENBERG, NINA	13	4	9	0
Write-In Totals	1	1	0	0
Write-In: Bertone, Frank	0	0	0	0
Not Assigned	1	1	0	0
Total Votes Cast	1,063	146	916	1

Precinct 206

Board of Supervisors District 4

Vote For 1

	TOTAL	Polls	Early Provisional	S
BECHTOL, VANESSA	126	15	111	0
CHRISTY, STEPHEN W. "STEVE"	268	43	225	0
Write-In Totals	1	1	0	0
Not Assigned	1	1	0	0
Total Votes Cast	395	59	336	0

County Assessor

Vote For 1

	TOTAL	Polls	Early Provisional	S
DROUBIE, SUZANNE	218	33	185	0
Write-In Totals	17	3	14	0
Not Assigned	17	3	14	0
Total Votes Cast	235	36	199	0

County Attorney

Vote For 1

	TOTAL	Polls	Early Provisional	S
CONOVER, LAURA	155	24	131	0
DRUAN, HOWARD	118	23	95	0
Write-In Totals	8	1	7	0
Not Assigned	8	1	7	0
Total Votes Cast	281	48	233	0

County Recorder

Vote For 1

	TOTAL	Polls	Early Provisional	S
CÁZARES-KELLY, GABRIELLA	136	17	119	0
CAMPBELL-GONZALEZ, DOMINIC	245	40	204	1
Write-In Totals	0	0	0	0
Not Assigned	0	0	0	0
Total Votes Cast	381	57	323	1

County Sheriff

Vote For 1

	TOTAL	Polls	Early Provisional	S
NANOS, CHRIS	125	18	107	0
LAPPIN, HEATHER	268	42	225	1
Write-In Totals	1	0	1	0
Write-In: Di Genova, Trista	0	0	0	0
Not Assigned	1	0	1	0
Total Votes Cast	394	60	333	1

Precinct 206

County Superintendent of Schools

Vote For 1

	TOTAL	Polls	Early Provisional	S
WILLIAMS, DUSTIN	210	32	178	0
Write-In Totals	18	2	16	0
Not Assigned	18	2	16	0
Total Votes Cast	228	34	194	0

County Treasurer

Vote For 1

	TOTAL	Polls	Early Provisional	S
JOHNSON, BRIAN	125	16	109	0
ACKERLEY, CHRIS	266	42	223	1
Write-In Totals	0	0	0	0
Not Assigned	0	0	0	0
Total Votes Cast	391	58	332	1

Constable Precinct 7

Vote For 1

	TOTAL	Polls	Early Provisional	S
SCHENEK JR., THOMAS	313	53	260	0
Write-In Totals	5	0	5	0
Not Assigned	5	0	5	0
Total Votes Cast	318	53	265	0

KING, KATHRYN H.

Vote For 1

	TOTAL	Polls	Early Provisional	S
Yes / Si	224	36	187	1
No	110	17	93	0
Total Votes Cast	334	53	280	1

BOLICK, CLINT

Vote For 1

	TOTAL	Polls	Early Provisional	S
Yes / Si	206	31	174	1
No	125	20	105	0
Total Votes Cast	331	51	279	1

ECKERSTROM, PETER J.

Vote For 1

	TOTAL	Polls	Early Provisional	S
Yes / Si	215	35	179	1
No	98	15	83	0
Total Votes Cast	313	50	262	1

Precinct 206

STARING, CHRISTOPHER P.

Vote For 1

	TOTAL	Polls	Early Provisional	S
Yes / Si	219	33	185	1
No	92	17	75	0
Total Votes Cast	311	50	260	1

GRIFFIN, BRENDEN J.

Vote For 1

	TOTAL	Polls	Early Provisional	S
Yes / Si	212	35	176	1
No	100	16	84	0
Total Votes Cast	312	51	260	1

LEE, KENNETH

Vote For 1

	TOTAL	Polls	Early Provisional	S
Yes / Si	205	35	169	1
No	104	16	88	0
Total Votes Cast	309	51	257	1

BRYSON, KYLE A.

Vote For 1

	TOTAL	Polls	Early Provisional	S
Yes / Si	216	34	181	1
No	99	17	82	0
Total Votes Cast	315	51	263	1

COHEN, GARY J.

Vote For 1

	TOTAL	Polls	Early Provisional	S
Yes / Si	208	35	172	1
No	100	16	84	0
Total Votes Cast	308	51	256	1

GORDON, RICHARD E.

Vote For 1

	TOTAL	Polls	Early Provisional	S
Yes / Si	211	34	176	1
No	98	16	82	0
Total Votes Cast	309	50	258	1

Precinct 206

BUTLER, MICHAEL J.

Vote For 1

	TOTAL	Polls	Early Provisional	S
Yes / Si	218	35	182	1
No	96	16	80	0
Total Votes Cast	314	51	262	1

YEHLING, WAYNE E.

Vote For 1

	TOTAL	Polls	Early Provisional	S
Yes / Si	213	33	179	1
No	100	16	84	0
Total Votes Cast	313	49	263	1

CONSTANT, DANIELLE J.K.

Vote For 1

	TOTAL	Polls	Early Provisional	S
Yes / Si	203	35	167	1
No	106	15	91	0
Total Votes Cast	309	50	258	1

METCALF, D. DOUGLAS

Vote For 1

	TOTAL	Polls	Early Provisional	S
Yes / Si	205	34	170	1
No	107	17	90	0
Total Votes Cast	312	51	260	1

MCGINLEY, CASEY F.

Vote For 1

	TOTAL	Polls	Early Provisional	S
Yes / Si	217	36	180	1
No	91	15	76	0
Total Votes Cast	308	51	256	1

SAKALL, GREG

Vote For 1

	TOTAL	Polls	Early Provisional	S
Yes / Si	214	33	180	1
No	98	17	81	0
Total Votes Cast	312	50	261	1

Precinct 206

WAGENER, JOAN L.

Vote For 1

	TOTAL	Polls	Early Provisional	S
Yes / Si	208	34	173	1
No	99	16	83	0
Total Votes Cast	307	50	256	1

JOHNSON, KELLIE L.

Vote For 1

	TOTAL	Polls	Early Provisional	S
Yes / Si	209	34	174	1
No	102	17	85	0
Total Votes Cast	311	51	259	1

ORTIZ, KIMBERLY H.

Vote For 1

	TOTAL	Polls	Early Provisional	S
Yes / Si	211	34	176	1
No	96	15	81	0
Total Votes Cast	307	49	257	1

MCDONALD, SCOTT DAVID

Vote For 1

	TOTAL	Polls	Early Provisional	S
Yes / Si	210	34	175	1
No	99	17	82	0
Total Votes Cast	309	51	257	1

ABRAMS, LISA ILKA

Vote For 1

	TOTAL	Polls	Early Provisional	S
Yes / Si	208	33	174	1
No	102	17	85	0
Total Votes Cast	310	50	259	1

Governing Board - Sahuarita Unified School District No. 30

Vote For 3

	TOTAL	Polls	Early Provisional	S
BRUNO, ANTHONY "TONY" ROCCO	130	22	108	0
FETTIG, DEBBIE	34	5	29	0
PETERSMARCK, AMY	46	5	41	0
REIS, DENISE	84	9	75	0
ZANIN, KATHRYN	67	8	59	0
Write-In Totals	7	1	6	0
Not Assigned	7	1	6	0
Total Votes Cast	368	50	318	0

Precinct 206

PROPOSITION 133

Vote For 1

	TOTAL	Polls	Early Provisional	S
Yes / Si	180	36	144	0
No	196	23	172	1
Total Votes Cast	376	59	316	1

PROPOSITION 134

Vote For 1

	TOTAL	Polls	Early Provisional	S
Yes / Si	178	24	154	0
No	201	34	166	1
Total Votes Cast	379	58	320	1

PROPOSITION 135

Vote For 1

	TOTAL	Polls	Early Provisional	S
Yes / Si	200	35	164	1
No	174	23	151	0
Total Votes Cast	374	58	315	1

PROPOSITION 136

Vote For 1

	TOTAL	Polls	Early Provisional	S
Yes / Si	169	32	136	1
No	203	27	176	0
Total Votes Cast	372	59	312	1

PROPOSITION 137

Vote For 1

	TOTAL	Polls	Early Provisional	S
Yes / Si	84	11	72	1
No	283	46	237	0
Total Votes Cast	367	57	309	1

PROPOSITION 138

Vote For 1

	TOTAL	Polls	Early Provisional	S
Yes / Si	112	16	95	1
No	265	43	222	0
Total Votes Cast	377	59	317	1

Precinct 206

PROPOSITION 139

Vote For 1

	TOTAL	Polls	Early Provisional	S
Yes / Si	205	31	174	0
No	183	28	154	1
Total Votes Cast	388	59	328	1

PROPOSITION 140

Vote For 1

	TOTAL	Polls	Early Provisional	S
Yes / Si	138	26	112	0
No	246	33	212	1
Total Votes Cast	384	59	324	1

PROPOSITION 311

Vote For 1

	TOTAL	Polls	Early Provisional	S
Yes / Si	284	47	236	1
No	101	11	90	0
Total Votes Cast	385	58	326	1

PROPOSITION 312

Vote For 1

	TOTAL	Polls	Early Provisional	S
Yes / Si	257	38	218	1
No	126	21	105	0
Total Votes Cast	383	59	323	1

PROPOSITION 313

Vote For 1

	TOTAL	Polls	Early Provisional	S
Yes / Si	274	49	224	1
No	103	11	92	0
Total Votes Cast	377	60	316	1

PROPOSITION 314

Vote For 1

	TOTAL	Polls	Early Provisional	S
Yes / Si	268	45	222	1
No	106	14	92	0
Total Votes Cast	374	59	314	1

Precinct 206

PROPOSITION 315

Vote For 1

	TOTAL	Polls	Early Provisional	S
Yes / Sí	201	31	169	1
No	168	26	142	0
Total Votes Cast	369	57	311	1

PROPOSITION 410 - Continental School District No. 39

Vote For 1

	TOTAL	Polls	Early Provisional	S
Budget Increase, Yes / Aumento al Presupuesto, Sí	79	17	62	0
Budget Increase, No / Aumento al Presupuesto, No	99	13	86	0
Total Votes Cast	178	30	148	0

Summary Results Report
 General Election
 November 5, 2024

OFFICIAL RESULTS
 Summary of Votes Cast
 County of Pima

Precinct 207

Statistics	TOTAL	Polls	Early Provisional	s
Registered Voters - Total	2,347			
Ballots Cast - Total	2,119	162	1,955	2
Ballots Cast - Blank	21	3	18	0
Voter Turnout - Total	90.29%			

Presidential Electors

Vote For 1	TOTAL	Polls	Early Provisional	s
HARRIS, KAMALA D.	1,219	49	1,170	0
TRUMP, DONALD J.	862	108	752	2
OLIVER, CHASE	7	3	4	0
STEIN, JILL	3	0	3	0
Write-In Totals	10	0	10	0
Write-In: Ayyadurai / Ellis	0	0	0	0
Write-In: Boddie / Stoneham	0	0	0	0
Write-In: De la Cruz / Garcia	0	0	0	0
Write-In: Shelton / Serra	0	0	0	0
Write-In: Skousen / Combs	0	0	0	0
Not Assigned	10	0	10	0
Total Votes Cast	2,101	160	1,939	2

U.S. Senator

Vote For 1	TOTAL	Polls	Early Provisional	s
GALLEGO, RUBEN	1,241	50	1,191	0
LAKE, KARI	809	102	705	2
QUINTANA, EDUARDO	26	6	20	0
Write-In Totals	4	1	3	0
Write-In: Williams, Sarah	1	0	1	0
Write-In: Beckett, Christopher	0	0	0	0
Write-In: Sanders, Steven Cavin	0	0	0	0
Write-In: Bozic, David	0	0	0	0
Write-In: Petty, Shawn	0	0	0	0
Write-In: Rodriguez, Benjamin	0	0	0	0
Write-In: Prosser, Jannie "Jannie"	0	0	0	0
Not Assigned	3	1	2	0
Total Votes Cast	2,080	159	1,919	2

Summary Results Report
 General Election
 November 5, 2024

OFFICIAL RESULTS
 Summary of Votes Cast
 County of Pima

Precinct 207

U.S. Representative in Congress District 6

Vote For 1

	TOTAL	Polls	Early Provisional	S
ENGEL, KIRSTEN	1,162	48	1,114	0
CISCOMANI, JUAN	866	104	760	2
EASTWOOD, ATHENA	36	3	33	0
Write-In Totals	0	0	0	0
Write-In: Pozzolo, Luis	0	0	0	0
Not Assigned	0	0	0	0
Total Votes Cast	2,064	155	1,907	2

State Senator District 19

Vote For 1

	TOTAL	Polls	Early Provisional	S
KARP, BOB	1,165	43	1,122	0
GOWAN, DAVID	877	110	765	2
Write-In Totals	1	0	1	0
Not Assigned	1	0	1	0
Total Votes Cast	2,043	153	1,888	2

State Representative Dist. 19

Vote For 2

	TOTAL	Polls	Early Provisional	S
FROSTROM JR., GREGG	1,150	43	1,107	0
DIAZ, LUPE	776	95	680	1
GRIFFIN, GAIL	763	81	681	1
Write-In Totals	8	1	7	0
Not Assigned	8	1	7	0
Total Votes Cast	2,697	220	2,475	2

Corporation Commissioner

Vote For 3

	TOTAL	Polls	Early Provisional	S
AGUILAR, YLENIA	1,077	40	1,037	0
HILL, JONATHON	1,066	32	1,034	0
POLACHECK, JOSHUA	994	30	964	0
LOPEZ, RENE	773	83	690	0
MARQUEZ PETERSON, LEA	757	82	674	1
WALDEN, RACHEL	810	90	720	0
CEASE, MIKE	47	5	42	0
LUXENBERG, NINA	47	8	39	0
Write-In Totals	1	1	0	0
Write-In: Bertone, Frank	0	0	0	0
Not Assigned	1	1	0	0
Total Votes Cast	5,572	371	5,200	1

Precinct 207

Board of Supervisors District 4

Vote For 1

	TOTAL	Polls	Early Provisional	S
BECHTOL, VANESSA	1,102	39	1,063	0
CHRISTY, STEPHEN W. "STEVE"	939	112	826	1
Write-In Totals	0	0	0	0
Not Assigned	0	0	0	0
Total Votes Cast	2,041	151	1,889	1

County Assessor

Vote For 1

	TOTAL	Polls	Early Provisional	S
DROUBIE, SUZANNE	1,366	66	1,300	0
Write-In Totals	53	9	44	0
Not Assigned	53	9	44	0
Total Votes Cast	1,419	75	1,344	0

County Attorney

Vote For 1

	TOTAL	Polls	Early Provisional	S
CONOVER, LAURA	1,233	54	1,179	0
DRUAN, HOWARD	323	41	282	0
Write-In Totals	29	3	26	0
Not Assigned	29	3	26	0
Total Votes Cast	1,585	98	1,487	0

County Recorder

Vote For 1

	TOTAL	Polls	Early Provisional	S
CÁZARES-KELLY, GABRIELLA	1,167	49	1,118	0
CAMPBELL-GONZALEZ, DOMINIC	831	101	729	1
Write-In Totals	0	0	0	0
Not Assigned	0	0	0	0
Total Votes Cast	1,998	150	1,847	1

County Sheriff

Vote For 1

	TOTAL	Polls	Early Provisional	S
NANOS, CHRIS	1,067	45	1,022	0
LAPPIN, HEATHER	966	110	855	1
Write-In Totals	2	1	1	0
Write-In: Di Genova, Trista	0	0	0	0
Not Assigned	2	1	1	0
Total Votes Cast	2,035	156	1,878	1

Precinct 207

County Superintendent of Schools

Vote For 1

	TOTAL	Polls	Early Provisional	S
WILLIAMS, DUSTIN	1,354	68	1,286	0
Write-In Totals	52	8	44	0
Not Assigned	52	8	44	0
Total Votes Cast	1,406	76	1,330	0

County Treasurer

Vote For 1

	TOTAL	Polls	Early Provisional	S
JOHNSON, BRIAN	1,078	39	1,039	0
ACKERLEY, CHRIS	953	111	842	0
Write-In Totals	1	1	0	0
Not Assigned	1	1	0	0
Total Votes Cast	2,032	151	1,881	0

Constable Precinct 7

Vote For 1

	TOTAL	Polls	Early Provisional	S
SCHENEK JR., THOMAS	1,258	118	1,139	1
Write-In Totals	34	4	30	0
Not Assigned	34	4	30	0
Total Votes Cast	1,292	122	1,169	1

KING, KATHRYN H.

Vote For 1

	TOTAL	Polls	Early Provisional	S
Yes / Si	908	91	817	0
No	762	43	718	1
Total Votes Cast	1,670	134	1,535	1

BOLICK, CLINT

Vote For 1

	TOTAL	Polls	Early Provisional	S
Yes / Si	842	86	756	0
No	790	42	747	1
Total Votes Cast	1,632	128	1,503	1

ECKERSTROM, PETER J.

Vote For 1

	TOTAL	Polls	Early Provisional	S
Yes / Si	1,069	83	986	0
No	368	34	334	0
Total Votes Cast	1,437	117	1,320	0

Precinct 207

STARING, CHRISTOPHER P.

Vote For 1

	TOTAL	Polls	Early Provisional	S
Yes / Si	1,032	87	945	0
No	380	27	352	1
Total Votes Cast	1,412	114	1,297	1

GRIFFIN, BRENDEN J.

Vote For 1

	TOTAL	Polls	Early Provisional	S
Yes / Si	1,000	83	916	1
No	371	31	340	0
Total Votes Cast	1,371	114	1,256	1

LEE, KENNETH

Vote For 1

	TOTAL	Polls	Early Provisional	S
Yes / Si	1,015	87	928	0
No	362	28	334	0
Total Votes Cast	1,377	115	1,262	0

BRYSON, KYLE A.

Vote For 1

	TOTAL	Polls	Early Provisional	S
Yes / Si	1,024	84	940	0
No	344	32	312	0
Total Votes Cast	1,368	116	1,252	0

COHEN, GARY J.

Vote For 1

	TOTAL	Polls	Early Provisional	S
Yes / Si	1,009	83	926	0
No	355	30	325	0
Total Votes Cast	1,364	113	1,251	0

GORDON, RICHARD E.

Vote For 1

	TOTAL	Polls	Early Provisional	S
Yes / Si	1,012	82	930	0
No	354	31	323	0
Total Votes Cast	1,366	113	1,253	0

Precinct 207

BUTLER, MICHAEL J.

Vote For 1

	TOTAL	Polls	Early Provisional	S
Yes / Si	1,011	81	930	0
No	353	32	321	0
Total Votes Cast	1,364	113	1,251	0

YEHLING, WAYNE E.

Vote For 1

	TOTAL	Polls	Early Provisional	S
Yes / Si	1,010	81	929	0
No	355	31	324	0
Total Votes Cast	1,365	112	1,253	0

CONSTANT, DANIELLE J.K.

Vote For 1

	TOTAL	Polls	Early Provisional	S
Yes / Si	978	82	896	0
No	392	31	361	0
Total Votes Cast	1,370	113	1,257	0

METCALF, D. DOUGLAS

Vote For 1

	TOTAL	Polls	Early Provisional	S
Yes / Si	1,012	82	930	0
No	348	32	316	0
Total Votes Cast	1,360	114	1,246	0

MCGINLEY, CASEY F.

Vote For 1

	TOTAL	Polls	Early Provisional	S
Yes / Si	1,022	82	940	0
No	346	32	314	0
Total Votes Cast	1,368	114	1,254	0

SAKALL, GREG

Vote For 1

	TOTAL	Polls	Early Provisional	S
Yes / Si	1,028	86	942	0
No	361	29	332	0
Total Votes Cast	1,389	115	1,274	0

Precinct 207

WAGENER, JOAN L.

Vote For 1

	TOTAL	Polls	Early Provisional	S
Yes / Si	1,009	81	928	0
No	363	31	332	0
Total Votes Cast	1,372	112	1,260	0

JOHNSON, KELLIE L.

Vote For 1

	TOTAL	Polls	Early Provisional	S
Yes / Si	953	82	871	0
No	453	34	419	0
Total Votes Cast	1,406	116	1,290	0

ORTIZ, KIMBERLY H.

Vote For 1

	TOTAL	Polls	Early Provisional	S
Yes / Si	1,052	83	969	0
No	326	29	297	0
Total Votes Cast	1,378	112	1,266	0

MCDONALD, SCOTT DAVID

Vote For 1

	TOTAL	Polls	Early Provisional	S
Yes / Si	992	82	910	0
No	374	31	343	0
Total Votes Cast	1,366	113	1,253	0

ABRAMS, LISA ILKA

Vote For 1

	TOTAL	Polls	Early Provisional	S
Yes / Si	1,042	82	960	0
No	341	32	309	0
Total Votes Cast	1,383	114	1,269	0

PROPOSITION 133

Vote For 1

	TOTAL	Polls	Early Provisional	S
Yes / Si	697	79	617	1
No	1,165	70	1,095	0
Total Votes Cast	1,862	149	1,712	1

Precinct 207

PROPOSITION 134

Vote For 1

	TOTAL	Polls	Early Provisional	S
Yes / Si	699	72	626	1
No	1,164	77	1,086	1
Total Votes Cast	1,863	149	1,712	2

PROPOSITION 135

Vote For 1

	TOTAL	Polls	Early Provisional	S
Yes / Si	732	88	643	1
No	1,103	60	1,042	1
Total Votes Cast	1,835	148	1,685	2

PROPOSITION 136

Vote For 1

	TOTAL	Polls	Early Provisional	S
Yes / Si	559	74	484	1
No	1,259	73	1,186	0
Total Votes Cast	1,818	147	1,670	1

PROPOSITION 137

Vote For 1

	TOTAL	Polls	Early Provisional	S
Yes / Si	354	42	311	1
No	1,469	104	1,365	0
Total Votes Cast	1,823	146	1,676	1

PROPOSITION 138

Vote For 1

	TOTAL	Polls	Early Provisional	S
Yes / Si	384	39	345	0
No	1,503	113	1,389	1
Total Votes Cast	1,887	152	1,734	1

PROPOSITION 139

Vote For 1

	TOTAL	Polls	Early Provisional	S
Yes / Si	1,435	73	1,361	1
No	598	83	514	1
Total Votes Cast	2,033	156	1,875	2

Precinct 207

PROPOSITION 140

Vote For 1

	TOTAL	Polls	Early Provisional	S
Yes / Si	806	61	745	0
No	1,195	93	1,101	1
Total Votes Cast	2,001	154	1,846	1

PROPOSITION 311

Vote For 1

	TOTAL	Polls	Early Provisional	S
Yes / Si	1,171	109	1,061	1
No	822	47	775	0
Total Votes Cast	1,993	156	1,836	1

PROPOSITION 312

Vote For 1

	TOTAL	Polls	Early Provisional	S
Yes / Si	1,012	105	906	1
No	959	46	913	0
Total Votes Cast	1,971	151	1,819	1

PROPOSITION 313

Vote For 1

	TOTAL	Polls	Early Provisional	S
Yes / Si	992	102	889	1
No	939	51	888	0
Total Votes Cast	1,931	153	1,777	1

PROPOSITION 314

Vote For 1

	TOTAL	Polls	Early Provisional	S
Yes / Si	1,059	110	948	1
No	860	41	819	0
Total Votes Cast	1,919	151	1,767	1

PROPOSITION 315

Vote For 1

	TOTAL	Polls	Early Provisional	S
Yes / Si	737	83	653	1
No	1,120	64	1,056	0
Total Votes Cast	1,857	147	1,709	1

Precinct 207

PROPOSITION 410 - Continental School District No. 39

Vote For 1

	TOTAL	Polls	Early Provisional	S
Budget Increase, Yes / Aumento al Presupuesto, Sí	1,015	76	939	0
Budget Increase, No / Aumento al Presupuesto, No	880	72	807	1
Total Votes Cast	1,895	148	1,746	1

PROPOSITION 403

Vote For 1

	TOTAL	Polls	Early Provisional	S
Bond Approval, Yes / Aprobación de Bonos, Sí	0	0	0	0
Bond Approval, No / Aprobación de Bonos, No	0	0	0	0
Total Votes Cast	0	0	0	0

PROPOSITION 404

Vote For 1

	TOTAL	Polls	Early Provisional	S
Yes / Sí	0	0	0	0
No	0	0	0	0
Total Votes Cast	0	0	0	0

PROPOSITION 405

Vote For 1

	TOTAL	Polls	Early Provisional	S
Yes / Sí	0	0	0	0
No	0	0	0	0
Total Votes Cast	0	0	0	0

PROPOSITION 406

Vote For 1

	TOTAL	Polls	Early Provisional	S
Yes / Sí	0	0	0	0
No	0	0	0	0
Total Votes Cast	0	0	0	0

PROPOSITION 407

Vote For 1

	TOTAL	Polls	Early Provisional	S
Yes / Sí	0	0	0	0
No	0	0	0	0
Total Votes Cast	0	0	0	0

Summary Results Report
 General Election
 November 5, 2024

OFFICIAL RESULTS
 Summary of Votes Cast
 County of Pima

Precinct 208

Statistics	TOTAL	Polls	Early Provisional	s
Registered Voters - Total	1,717			
Ballots Cast - Total	1,263	293	958	12
Ballots Cast - Blank	29	7	20	2
Voter Turnout - Total	73.56%			

Presidential Electors

Vote For 1	TOTAL	Polls	Early Provisional	s
HARRIS, KAMALA D.	562	85	474	3
TRUMP, DONALD J.	671	200	462	9
OLIVER, CHASE	10	1	9	0
STEIN, JILL	10	4	6	0
Write-In Totals	6	3	3	0
Write-In: Ayyadurai / Ellis	0	0	0	0
Write-In: Boddie / Stoneham	0	0	0	0
Write-In: De la Cruz / Garcia	0	0	0	0
Write-In: Shelton / Serra	0	0	0	0
Write-In: Skousen / Combs	0	0	0	0
Not Assigned	6	3	3	0
Total Votes Cast	1,259	293	954	12

U.S. Senator

Vote For 1	TOTAL	Polls	Early Provisional	s
GALLEGO, RUBEN	577	91	483	3
LAKE, KARI	602	184	411	7
QUINTANA, EDUARDO	52	14	37	1
Write-In Totals	0	0	0	0
Write-In: Williams, Sarah	0	0	0	0
Write-In: Beckett, Christopher	0	0	0	0
Write-In: Sanders, Steven Cavin	0	0	0	0
Write-In: Bozic, David	0	0	0	0
Write-In: Petty, Shawn	0	0	0	0
Write-In: Rodriguez, Benjamin	0	0	0	0
Write-In: Prosser, Jannie "Jannie"	0	0	0	0
Not Assigned	0	0	0	0
Total Votes Cast	1,231	289	931	11

U.S. Representative in Congress District 7

Vote For 1	TOTAL	Polls	Early Provisional	s
GRIJALVA, RAÚL M.	552	91	454	7
BUTIEREZ SR., DANIEL FRANCIS	659	191	465	3
Write-In Totals	1	0	1	0
Not Assigned	1	0	1	0
Total Votes Cast	1,212	282	920	10

Precinct 208

State Senator District 23

Vote For 1

	TOTAL	Polls	Early Provisional	s
FERNANDEZ, BRIAN	554	86	464	4
ALTHERR, MICHELLE	648	195	447	6
Write-In Totals	2	0	2	0
Not Assigned	2	0	2	0
Total Votes Cast	1,204	281	913	10

State Representative Dist. 23

Vote For 2

	TOTAL	Polls	Early Provisional	s
ROSALES, MATIAS	411	56	354	1
SANDOVAL, MARIANA	530	82	445	3
PENA, MICHELE	661	194	461	6
Write-In Totals	8	3	5	0
Not Assigned	8	3	5	0
Total Votes Cast	1,610	335	1,265	10

Corporation Commissioner

Vote For 3

	TOTAL	Polls	Early Provisional	s
AGUILAR, YLENIA	475	67	407	1
HILL, JONATHON	453	63	389	1
POLACHECK, JOSHUA	414	54	358	2
LOPEZ, RENE	480	125	350	5
MARQUEZ PETERSON, LEA	464	121	338	5
WALDEN, RACHEL	549	151	394	4
CEASE, MIKE	61	13	47	1
LUXENBERG, NINA	70	11	56	3
Write-In Totals	3	3	0	0
Write-In: Bertone, Frank	1	1	0	0
Not Assigned	2	2	0	0
Total Votes Cast	2,969	608	2,339	22

Board of Supervisors District 3

Vote For 1

	TOTAL	Polls	Early Provisional	s
ALLEN, JENNIFER "JEN"	526	79	445	2
WITTENBRAKER, JANET "JL"	615	181	428	6
BAH, IMAN-UTOPIA LAYJOU	63	17	43	3
Write-In Totals	1	0	1	0
Not Assigned	1	0	1	0
Total Votes Cast	1,205	277	917	11

Precinct 208

County Assessor

Vote For 1

	TOTAL	Polls	Early Provisional	S
DROUBIE, SUZANNE	738	144	588	6
Write-In Totals	51	24	27	0
Not Assigned	51	24	27	0
Total Votes Cast	789	168	615	6

County Attorney

Vote For 1

	TOTAL	Polls	Early Provisional	S
CONOVER, LAURA	599	101	496	2
DRUAN, HOWARD	305	98	202	5
Write-In Totals	27	11	16	0
Not Assigned	27	11	16	0
Total Votes Cast	931	210	714	7

County Recorder

Vote For 1

	TOTAL	Polls	Early Provisional	S
CÁZARES-KELLY, GABRIELLA	583	92	486	5
CAMPBELL-GONZALEZ, DOMINIC	590	179	405	6
Write-In Totals	1	0	1	0
Not Assigned	1	0	1	0
Total Votes Cast	1,174	271	892	11

County Sheriff

Vote For 1

	TOTAL	Polls	Early Provisional	S
NANOS, CHRIS	482	74	403	5
LAPPIN, HEATHER	714	200	508	6
Write-In Totals	7	2	5	0
Write-In: Di Genova, Trista	2	2	0	0
Not Assigned	5	0	5	0
Total Votes Cast	1,203	276	916	11

County Superintendent of Schools

Vote For 1

	TOTAL	Polls	Early Provisional	S
WILLIAMS, DUSTIN	726	145	575	6
Write-In Totals	54	24	30	0
Not Assigned	54	24	30	0
Total Votes Cast	780	169	605	6

Precinct 208

County Treasurer

Vote For 1

	TOTAL	Polls	Early Provisional	S
JOHNSON, BRIAN	512	86	423	3
ACKERLEY, CHRIS	671	186	477	8
Write-In Totals	1	0	1	0
Not Assigned	1	0	1	0
Total Votes Cast	1,184	272	901	11

Justice of the Peace Precinct 4

Vote For 1

	TOTAL	Polls	Early Provisional	S
PESQUIERA, CHARLENE	737	150	581	6
Write-In Totals	49	19	30	0
Not Assigned	49	19	30	0
Total Votes Cast	786	169	611	6

Constable Precinct 4

Vote For 1

	TOTAL	Polls	Early Provisional	S
ETHRIDGE-NIELSEN, TRACY	739	157	577	5
Write-In Totals	47	18	29	0
Not Assigned	47	18	29	0
Total Votes Cast	786	175	606	5

KING, KATHRYN H.

Vote For 1

	TOTAL	Polls	Early Provisional	S
Yes / Si	577	131	439	7
No	423	101	319	3
Total Votes Cast	1,000	232	758	10

BOLICK, CLINT

Vote For 1

	TOTAL	Polls	Early Provisional	S
Yes / Si	554	122	428	4
No	434	107	322	5
Total Votes Cast	988	229	750	9

ECKERSTROM, PETER J.

Vote For 1

	TOTAL	Polls	Early Provisional	S
Yes / Si	655	140	510	5
No	303	90	208	5
Total Votes Cast	958	230	718	10

Precinct 208

STARING, CHRISTOPHER P.

Vote For 1		TOTAL	Polls	Early Provisional	S
Yes / Si		624	135	483	6
No		318	87	228	3
Total Votes Cast		942	222	711	9

GRIFFIN, BRENDEN J.

Vote For 1		TOTAL	Polls	Early Provisional	S
Yes / Si		618	124	488	6
No		316	91	221	4
Total Votes Cast		934	215	709	10

LEE, KENNETH

Vote For 1		TOTAL	Polls	Early Provisional	S
Yes / Si		621	125	491	5
No		323	91	227	5
Total Votes Cast		944	216	718	10

BRYSON, KYLE A.

Vote For 1		TOTAL	Polls	Early Provisional	S
Yes / Si		631	129	497	5
No		302	87	211	4
Total Votes Cast		933	216	708	9

COHEN, GARY J.

Vote For 1		TOTAL	Polls	Early Provisional	S
Yes / Si		622	127	489	6
No		314	91	219	4
Total Votes Cast		936	218	708	10

GORDON, RICHARD E.

Vote For 1		TOTAL	Polls	Early Provisional	S
Yes / Si		636	128	502	6
No		291	89	198	4
Total Votes Cast		927	217	700	10

Precinct 208

BUTLER, MICHAEL J.

Vote For 1

	TOTAL	Polls	Early Provisional	S
Yes / Si	629	129	495	5
No	301	89	207	5
Total Votes Cast	930	218	702	10

YEHLING, WAYNE E.

Vote For 1

	TOTAL	Polls	Early Provisional	S
Yes / Si	620	128	487	5
No	315	89	221	5
Total Votes Cast	935	217	708	10

CONSTANT, DANIELLE J.K.

Vote For 1

	TOTAL	Polls	Early Provisional	S
Yes / Si	611	120	484	7
No	313	94	216	3
Total Votes Cast	924	214	700	10

METCALF, D. DOUGLAS

Vote For 1

	TOTAL	Polls	Early Provisional	S
Yes / Si	626	126	494	6
No	306	90	212	4
Total Votes Cast	932	216	706	10

MCGINLEY, CASEY F.

Vote For 1

	TOTAL	Polls	Early Provisional	S
Yes / Si	627	127	494	6
No	299	88	207	4
Total Votes Cast	926	215	701	10

SAKALL, GREG

Vote For 1

	TOTAL	Polls	Early Provisional	S
Yes / Si	631	125	501	5
No	299	91	203	5
Total Votes Cast	930	216	704	10

Precinct 208

WAGENER, JOAN L.

Vote For 1		TOTAL	Polls	Early Provisional	s
Yes / Si		611	117	487	7
No		310	96	211	3
Total Votes Cast		921	213	698	10

JOHNSON, KELLIE L.

Vote For 1		TOTAL	Polls	Early Provisional	s
Yes / Si		618	128	484	6
No		316	89	223	4
Total Votes Cast		934	217	707	10

ORTIZ, KIMBERLY H.

Vote For 1		TOTAL	Polls	Early Provisional	s
Yes / Si		637	127	503	7
No		292	87	202	3
Total Votes Cast		929	214	705	10

MCDONALD, SCOTT DAVID

Vote For 1		TOTAL	Polls	Early Provisional	s
Yes / Si		620	127	487	6
No		303	90	209	4
Total Votes Cast		923	217	696	10

ABRAMS, LISA ILKA

Vote For 1		TOTAL	Polls	Early Provisional	s
Yes / Si		620	128	486	6
No		307	88	215	4
Total Votes Cast		927	216	701	10

Board of Governors - Pima Community College Dist. 3

Vote For 1		TOTAL	Polls	Early Provisional	s
GARCIA, MARIA DE LA LUZ		414	91	320	3
RANDALL, KRISTEN		476	115	356	5
Write-In Totals		16	6	10	0
Not Assigned		16	6	10	0
Total Votes Cast		906	212	686	8

Precinct 208

PROPOSITION 133

Vote For 1

	TOTAL	Polls	Early Provisional	s
Yes / Si	487	134	347	6
No	628	125	501	2
Total Votes Cast	1,115	259	848	8

PROPOSITION 134

Vote For 1

	TOTAL	Polls	Early Provisional	s
Yes / Si	469	128	337	4
No	642	131	507	4
Total Votes Cast	1,111	259	844	8

PROPOSITION 135

Vote For 1

	TOTAL	Polls	Early Provisional	s
Yes / Si	529	136	386	7
No	577	114	461	2
Total Votes Cast	1,106	250	847	9

PROPOSITION 136

Vote For 1

	TOTAL	Polls	Early Provisional	s
Yes / Si	393	101	289	3
No	685	145	535	5
Total Votes Cast	1,078	246	824	8

PROPOSITION 137

Vote For 1

	TOTAL	Polls	Early Provisional	s
Yes / Si	231	53	174	4
No	873	198	670	5
Total Votes Cast	1,104	251	844	9

PROPOSITION 138

Vote For 1

	TOTAL	Polls	Early Provisional	s
Yes / Si	229	52	175	2
No	909	211	691	7
Total Votes Cast	1,138	263	866	9

Precinct 208

PROPOSITION 139

Vote For 1

	TOTAL	Polls	Early Provisional	S
Yes / Si	776	151	618	7
No	423	129	291	3
Total Votes Cast	1,199	280	909	10

PROPOSITION 140

Vote For 1

	TOTAL	Polls	Early Provisional	S
Yes / Si	607	149	452	6
No	559	120	436	3
Total Votes Cast	1,166	269	888	9

PROPOSITION 311

Vote For 1

	TOTAL	Polls	Early Provisional	S
Yes / Si	793	197	587	9
No	378	73	304	1
Total Votes Cast	1,171	270	891	10

PROPOSITION 312

Vote For 1

	TOTAL	Polls	Early Provisional	S
Yes / Si	729	183	537	9
No	441	84	356	1
Total Votes Cast	1,170	267	893	10

PROPOSITION 313

Vote For 1

	TOTAL	Polls	Early Provisional	S
Yes / Si	758	186	566	6
No	374	71	300	3
Total Votes Cast	1,132	257	866	9

PROPOSITION 314

Vote For 1

	TOTAL	Polls	Early Provisional	S
Yes / Si	767	182	579	6
No	366	75	288	3
Total Votes Cast	1,133	257	867	9

Precinct 208

PROPOSITION 315

Vote For 1

	TOTAL	Polls	Early Provisional	S
Yes / Si	526	134	387	5
No	562	108	451	3
Total Votes Cast	1,088	242	838	8

Summary Results Report
 General Election
 November 5, 2024

OFFICIAL RESULTS
 Summary of Votes Cast
 County of Pima

Precinct 209

Statistics	TOTAL	Polls	Early Provisional	s
Registered Voters - Total	2,906			
Ballots Cast - Total	2,518	178	2,334	6
Ballots Cast - Blank	34	5	28	1
Voter Turnout - Total	86.65%			

Presidential Electors

Vote For 1	TOTAL	Polls	Early Provisional	s
HARRIS, KAMALA D.	1,253	56	1,196	1
TRUMP, DONALD J.	1,219	121	1,093	5
OLIVER, CHASE	10	0	10	0
STEIN, JILL	9	0	9	0
Write-In Totals	2	0	2	0
Write-In: Ayyadurai / Ellis	0	0	0	0
Write-In: Boddie / Stoneham	0	0	0	0
Write-In: De la Cruz / Garcia	0	0	0	0
Write-In: Shelton / Serra	0	0	0	0
Write-In: Skousen / Combs	0	0	0	0
Not Assigned	2	0	2	0
Total Votes Cast	2,493	177	2,310	6

U.S. Senator

Vote For 1	TOTAL	Polls	Early Provisional	s
GALLEGO, RUBEN	1,300	64	1,236	0
LAKE, KARI	1,141	111	1,026	4
QUINTANA, EDUARDO	42	2	39	1
Write-In Totals	1	0	1	0
Write-In: Williams, Sarah	0	0	0	0
Write-In: Beckett, Christopher	0	0	0	0
Write-In: Sanders, Steven Cavin	0	0	0	0
Write-In: Bozic, David	0	0	0	0
Write-In: Petty, Shawn	0	0	0	0
Write-In: Rodriguez, Benjamin	0	0	0	0
Write-In: Prosser, Jannie "Jannie"	0	0	0	0
Not Assigned	1	0	1	0
Total Votes Cast	2,484	177	2,302	5

Summary Results Report
 General Election
 November 5, 2024

OFFICIAL RESULTS
 Summary of Votes Cast
 County of Pima

Precinct 209

U.S. Representative in Congress District 6

Vote For 1

	TOTAL	Polls	Early Provisional	S
ENGEL, KIRSTEN	1,172	50	1,122	0
CISCOMANI, JUAN	1,212	118	1,090	4
EASTWOOD, ATHENA	76	7	69	0
Write-In Totals	3	0	3	0
Write-In: Pozzolo, Luis	0	0	0	0
Not Assigned	3	0	3	0
Total Votes Cast	2,463	175	2,284	4

State Senator District 19

Vote For 1

	TOTAL	Polls	Early Provisional	S
KARP, BOB	1,174	56	1,118	0
GOWAN, DAVID	1,247	118	1,126	3
Write-In Totals	2	0	2	0
Not Assigned	2	0	2	0
Total Votes Cast	2,423	174	2,246	3

State Representative Dist. 19

Vote For 2

	TOTAL	Polls	Early Provisional	S
FROSTROM JR., GREGG	1,183	57	1,126	0
DIAZ, LUPE	1,015	84	931	0
GRIFFIN, GAIL	1,094	101	990	3
Write-In Totals	6	0	6	0
Not Assigned	6	0	6	0
Total Votes Cast	3,298	242	3,053	3

Corporation Commissioner

Vote For 3

	TOTAL	Polls	Early Provisional	S
AGUILAR, YLENIA	1,076	50	1,025	1
HILL, JONATHON	1,047	47	999	1
POLACHECK, JOSHUA	1,015	41	973	1
LOPEZ, RENE	1,053	90	961	2
MARQUEZ PETERSON, LEA	1,034	77	955	2
WALDEN, RACHEL	1,111	91	1,016	4
CEASE, MIKE	62	7	55	0
LUXENBERG, NINA	85	8	77	0
Write-In Totals	1	0	1	0
Write-In: Bertone, Frank	0	0	0	0
Not Assigned	1	0	1	0
Total Votes Cast	6,484	411	6,062	11

Precinct 209

Board of Supervisors District 4

Vote For 1

	TOTAL	Polls	Early Provisional	S
BECHTOL, VANESSA	1,134	55	1,078	1
CHRISTY, STEPHEN W. "STEVE"	1,261	114	1,143	4
Write-In Totals	2	0	2	0
Not Assigned	2	0	2	0
Total Votes Cast	2,397	169	2,223	5

County Assessor

Vote For 1

	TOTAL	Polls	Early Provisional	S
DROUBIE, SUZANNE	1,542	91	1,448	3
Write-In Totals	56	6	49	1
Not Assigned	56	6	49	1
Total Votes Cast	1,598	97	1,497	4

County Attorney

Vote For 1

	TOTAL	Polls	Early Provisional	S
CONOVER, LAURA	1,325	68	1,255	2
DRUAN, HOWARD	509	54	452	3
Write-In Totals	29	2	27	0
Not Assigned	29	2	27	0
Total Votes Cast	1,863	124	1,734	5

County Recorder

Vote For 1

	TOTAL	Polls	Early Provisional	S
CÁZARES-KELLY, GABRIELLA	1,193	56	1,136	1
CAMPBELL-GONZALEZ, DOMINIC	1,169	111	1,053	5
Write-In Totals	1	0	1	0
Not Assigned	1	0	1	0
Total Votes Cast	2,363	167	2,190	6

County Sheriff

Vote For 1

	TOTAL	Polls	Early Provisional	S
NANOS, CHRIS	1,113	59	1,053	1
LAPPIN, HEATHER	1,295	115	1,175	5
Write-In Totals	4	0	4	0
Write-In: Di Genova, Trista	0	0	0	0
Not Assigned	4	0	4	0
Total Votes Cast	2,412	174	2,232	6

Precinct 209

County Superintendent of Schools

Vote For 1

	TOTAL	Polls	Early Provisional	S
WILLIAMS, DUSTIN	1,519	94	1,422	3
Write-In Totals	51	5	45	1
Not Assigned	51	5	45	1
Total Votes Cast	1,570	99	1,467	4

County Treasurer

Vote For 1

	TOTAL	Polls	Early Provisional	S
JOHNSON, BRIAN	1,115	51	1,063	1
ACKERLEY, CHRIS	1,276	117	1,154	5
Write-In Totals	1	0	1	0
Not Assigned	1	0	1	0
Total Votes Cast	2,392	168	2,218	6

Constable Precinct 7

Vote For 1

	TOTAL	Polls	Early Provisional	S
SCHENEK JR., THOMAS	1,661	135	1,520	6
Write-In Totals	51	1	50	0
Not Assigned	51	1	50	0
Total Votes Cast	1,712	136	1,570	6

KING, KATHRYN H.

Vote For 1

	TOTAL	Polls	Early Provisional	S
Yes / Si	1,240	98	1,139	3
No	766	36	728	2
Total Votes Cast	2,006	134	1,867	5

BOLICK, CLINT

Vote For 1

	TOTAL	Polls	Early Provisional	S
Yes / Si	1,158	91	1,064	3
No	801	38	761	2
Total Votes Cast	1,959	129	1,825	5

ECKERSTROM, PETER J.

Vote For 1

	TOTAL	Polls	Early Provisional	S
Yes / Si	1,309	94	1,211	4
No	487	33	454	0
Total Votes Cast	1,796	127	1,665	4

Precinct 209

STARING, CHRISTOPHER P.

Vote For 1

	TOTAL	Polls	Early Provisional	S
Yes / Si	1,329	95	1,230	4
No	462	32	430	0
Total Votes Cast	1,791	127	1,660	4

GRIFFIN, BRENDEN J.

Vote For 1

	TOTAL	Polls	Early Provisional	S
Yes / Si	1,284	92	1,188	4
No	455	30	424	1
Total Votes Cast	1,739	122	1,612	5

LEE, KENNETH

Vote For 1

	TOTAL	Polls	Early Provisional	S
Yes / Si	1,264	86	1,174	4
No	464	35	428	1
Total Votes Cast	1,728	121	1,602	5

BRYSON, KYLE A.

Vote For 1

	TOTAL	Polls	Early Provisional	S
Yes / Si	1,293	88	1,201	4
No	438	33	404	1
Total Votes Cast	1,731	121	1,605	5

COHEN, GARY J.

Vote For 1

	TOTAL	Polls	Early Provisional	S
Yes / Si	1,278	92	1,182	4
No	445	31	413	1
Total Votes Cast	1,723	123	1,595	5

GORDON, RICHARD E.

Vote For 1

	TOTAL	Polls	Early Provisional	S
Yes / Si	1,285	90	1,191	4
No	443	30	412	1
Total Votes Cast	1,728	120	1,603	5

Precinct 209

BUTLER, MICHAEL J.

Vote For 1

	TOTAL	Polls	Early Provisional	S
Yes / Si	1,284	90	1,190	4
No	450	30	419	1
Total Votes Cast	1,734	120	1,609	5

YEHLING, WAYNE E.

Vote For 1

	TOTAL	Polls	Early Provisional	S
Yes / Si	1,262	86	1,172	4
No	467	32	434	1
Total Votes Cast	1,729	118	1,606	5

CONSTANT, DANIELLE J.K.

Vote For 1

	TOTAL	Polls	Early Provisional	S
Yes / Si	1,285	86	1,195	4
No	454	37	416	1
Total Votes Cast	1,739	123	1,611	5

METCALF, D. DOUGLAS

Vote For 1

	TOTAL	Polls	Early Provisional	S
Yes / Si	1,284	89	1,191	4
No	454	33	420	1
Total Votes Cast	1,738	122	1,611	5

MCGINLEY, CASEY F.

Vote For 1

	TOTAL	Polls	Early Provisional	S
Yes / Si	1,289	92	1,193	4
No	441	29	411	1
Total Votes Cast	1,730	121	1,604	5

SAKALL, GREG

Vote For 1

	TOTAL	Polls	Early Provisional	S
Yes / Si	1,299	90	1,205	4
No	443	32	410	1
Total Votes Cast	1,742	122	1,615	5

Precinct 209

WAGENER, JOAN L.

Vote For 1

	TOTAL	Polls	Early Provisional	S
Yes / Si	1,299	91	1,204	4
No	431	32	398	1
Total Votes Cast	1,730	123	1,602	5

JOHNSON, KELLIE L.

Vote For 1

	TOTAL	Polls	Early Provisional	S
Yes / Si	1,284	88	1,192	4
No	479	37	441	1
Total Votes Cast	1,763	125	1,633	5

ORTIZ, KIMBERLY H.

Vote For 1

	TOTAL	Polls	Early Provisional	S
Yes / Si	1,318	90	1,224	4
No	422	33	388	1
Total Votes Cast	1,740	123	1,612	5

MCDONALD, SCOTT DAVID

Vote For 1

	TOTAL	Polls	Early Provisional	S
Yes / Si	1,289	90	1,195	4
No	443	31	411	1
Total Votes Cast	1,732	121	1,606	5

ABRAMS, LISA ILKA

Vote For 1

	TOTAL	Polls	Early Provisional	S
Yes / Si	1,321	91	1,226	4
No	431	33	397	1
Total Votes Cast	1,752	124	1,623	5

PROPOSITION 133

Vote For 1

	TOTAL	Polls	Early Provisional	S
Yes / Si	967	77	887	3
No	1,240	80	1,158	2
Total Votes Cast	2,207	157	2,045	5

Precinct 209

PROPOSITION 134

Vote For 1

	TOTAL	Polls	Early Provisional	s
Yes / Si	944	74	867	3
No	1,291	83	1,206	2
Total Votes Cast	2,235	157	2,073	5

PROPOSITION 135

Vote For 1

	TOTAL	Polls	Early Provisional	s
Yes / Si	1,002	97	900	5
No	1,178	60	1,118	0
Total Votes Cast	2,180	157	2,018	5

PROPOSITION 136

Vote For 1

	TOTAL	Polls	Early Provisional	s
Yes / Si	773	62	708	3
No	1,397	91	1,304	2
Total Votes Cast	2,170	153	2,012	5

PROPOSITION 137

Vote For 1

	TOTAL	Polls	Early Provisional	s
Yes / Si	553	36	515	2
No	1,619	113	1,503	3
Total Votes Cast	2,172	149	2,018	5

PROPOSITION 138

Vote For 1

	TOTAL	Polls	Early Provisional	s
Yes / Si	494	40	451	3
No	1,766	119	1,645	2
Total Votes Cast	2,260	159	2,096	5

PROPOSITION 139

Vote For 1

	TOTAL	Polls	Early Provisional	s
Yes / Si	1,500	79	1,417	4
No	875	89	785	1
Total Votes Cast	2,375	168	2,202	5

Precinct 209

PROPOSITION 140

Vote For 1

	TOTAL	Polls	Early Provisional	S
Yes / Si	1,048	73	971	4
No	1,301	88	1,212	1
Total Votes Cast	2,349	161	2,183	5

PROPOSITION 311

Vote For 1

	TOTAL	Polls	Early Provisional	S
Yes / Si	1,614	121	1,488	5
No	714	44	670	0
Total Votes Cast	2,328	165	2,158	5

PROPOSITION 312

Vote For 1

	TOTAL	Polls	Early Provisional	S
Yes / Si	1,358	114	1,240	4
No	965	48	916	1
Total Votes Cast	2,323	162	2,156	5

PROPOSITION 313

Vote For 1

	TOTAL	Polls	Early Provisional	S
Yes / Si	1,462	118	1,340	4
No	811	46	765	0
Total Votes Cast	2,273	164	2,105	4

PROPOSITION 314

Vote For 1

	TOTAL	Polls	Early Provisional	S
Yes / Si	1,507	122	1,381	4
No	756	40	716	0
Total Votes Cast	2,263	162	2,097	4

PROPOSITION 315

Vote For 1

	TOTAL	Polls	Early Provisional	S
Yes / Si	1,059	85	970	4
No	1,104	66	1,038	0
Total Votes Cast	2,163	151	2,008	4

Precinct 209

PROPOSITION 410 - Continental School District No. 39

Vote For 1

	TOTAL	Polls	Early Provisional	S
Budget Increase, Yes / Aumento al Presupuesto, Sí	1,036	70	964	2
Budget Increase, No / Aumento al Presupuesto, No	1,168	87	1,080	1
Total Votes Cast	2,204	157	2,044	3

Summary Results Report
 General Election
 November 5, 2024

OFFICIAL RESULTS
 Summary of Votes Cast
 County of Pima

Precinct 210

Statistics	TOTAL	Polls	Early Provisional	S
Registered Voters - Total	2,320			
Ballots Cast - Total	2,117	141	1,972	4
Ballots Cast - Blank	14	1	13	0
Voter Turnout - Total	91.25%			

Presidential Electors

Vote For 1	TOTAL	Polls	Early Provisional	S
HARRIS, KAMALA D.	1,445	47	1,398	0
TRUMP, DONALD J.	608	83	521	4
OLIVER, CHASE	12	3	9	0
STEIN, JILL	23	5	18	0
Write-In Totals	13	2	11	0
Write-In: Ayyadurai / Ellis	0	0	0	0
Write-In: Boddie / Stoneham	0	0	0	0
Write-In: De la Cruz / Garcia	1	0	1	0
Write-In: Shelton / Serra	0	0	0	0
Write-In: Skousen / Combs	0	0	0	0
Not Assigned	12	2	10	0
Total Votes Cast	2,101	140	1,957	4

U.S. Senator

Vote For 1	TOTAL	Polls	Early Provisional	S
GALLEGO, RUBEN	1,469	54	1,414	1
LAKE, KARI	573	77	493	3
QUINTANA, EDUARDO	36	8	28	0
Write-In Totals	2	0	2	0
Write-In: Williams, Sarah	0	0	0	0
Write-In: Beckett, Christopher	0	0	0	0
Write-In: Sanders, Steven Cavin	0	0	0	0
Write-In: Bozic, David	0	0	0	0
Write-In: Petty, Shawn	0	0	0	0
Write-In: Rodriguez, Benjamin	0	0	0	0
Write-In: Prosser, Jannie "Jannie"	0	0	0	0
Not Assigned	2	0	2	0
Total Votes Cast	2,080	139	1,937	4

Precinct 210

U.S. Representative in Congress District 6

Vote For 1

	TOTAL	Polls	Early Provisional	s
ENGEL, KIRSTEN	1,372	45	1,326	1
CISCOMANI, JUAN	666	85	579	2
EASTWOOD, ATHENA	29	7	22	0
Write-In Totals	1	0	1	0
Write-In: Pozzolo, Luis	0	0	0	0
Not Assigned	1	0	1	0
Total Votes Cast	2,068	137	1,928	3

State Senator District 18

Vote For 1

	TOTAL	Polls	Early Provisional	s
SUNDARESHAN, PRIYA	1,503	66	1,435	2
Write-In Totals	29	6	23	0
Not Assigned	29	6	23	0
Total Votes Cast	1,532	72	1,458	2

State Representative Dist. 18

Vote For 2

	TOTAL	Polls	Early Provisional	s
GUTIERREZ, NANCY	1,328	44	1,282	2
MATHIS, CHRIS	1,296	46	1,250	0
ROSENBLUM, LEONARD "LEN"	639	77	559	3
Write-In Totals	6	0	6	0
Not Assigned	6	0	6	0
Total Votes Cast	3,269	167	3,097	5

Corporation Commissioner

Vote For 3

	TOTAL	Polls	Early Provisional	s
AGUILAR, YLENIA	1,267	39	1,226	2
HILL, JONATHON	1,276	33	1,242	1
POLACHECK, JOSHUA	1,246	34	1,211	1
LOPEZ, RENE	578	69	508	1
MARQUEZ PETERSON, LEA	621	64	557	0
WALDEN, RACHEL	576	69	504	3
CEASE, MIKE	37	10	27	0
LUXENBERG, NINA	45	8	37	0
Write-In Totals	1	0	1	0
Write-In: Bertone, Frank	0	0	0	0
Not Assigned	1	0	1	0
Total Votes Cast	5,647	326	5,313	8

Precinct 210

Board of Supervisors District 1

Vote For 1

	TOTAL	Polls	Early Provisional	S
SCOTT, REX	1,367	52	1,314	1
SPAIN, STEVE	649	77	570	2
Write-In Totals	2	0	2	0
Not Assigned	2	0	2	0
Total Votes Cast	2,018	129	1,886	3

County Assessor

Vote For 1

	TOTAL	Polls	Early Provisional	S
DROUBIE, SUZANNE	1,496	70	1,424	2
Write-In Totals	22	2	20	0
Not Assigned	22	2	20	0
Total Votes Cast	1,518	72	1,444	2

County Attorney

Vote For 1

	TOTAL	Polls	Early Provisional	S
CONOVER, LAURA	1,398	60	1,337	1
DRUAN, HOWARD	277	32	244	1
Write-In Totals	9	2	7	0
Not Assigned	9	2	7	0
Total Votes Cast	1,684	94	1,588	2

County Recorder

Vote For 1

	TOTAL	Polls	Early Provisional	S
CÁZARES-KELLY, GABRIELLA	1,388	45	1,341	2
CAMPBELL-GONZALEZ, DOMINIC	578	76	500	2
Write-In Totals	4	1	3	0
Not Assigned	4	1	3	0
Total Votes Cast	1,970	122	1,844	4

County Sheriff

Vote For 1

	TOTAL	Polls	Early Provisional	S
NANOS, CHRIS	1,072	42	1,030	0
LAPPIN, HEATHER	910	93	813	4
Write-In Totals	4	0	4	0
Write-In: Di Genova, Trista	0	0	0	0
Not Assigned	4	0	4	0
Total Votes Cast	1,986	135	1,847	4

Precinct 210

County Superintendent of Schools

Vote For 1

	TOTAL	Polls	Early Provisional	S
WILLIAMS, DUSTIN	1,469	68	1,399	2
Write-In Totals	23	3	20	0
Not Assigned	23	3	20	0
Total Votes Cast	1,492	71	1,419	2

County Treasurer

Vote For 1

	TOTAL	Polls	Early Provisional	S
JOHNSON, BRIAN	1,252	41	1,211	0
ACKERLEY, CHRIS	733	86	643	4
Write-In Totals	3	1	2	0
Not Assigned	3	1	2	0
Total Votes Cast	1,988	128	1,856	4

Constable Precinct 1

Vote For 1

	TOTAL	Polls	Early Provisional	S
ROOSEVELT, MARK	1,283	46	1,235	2
ROWLAND, DANIEL	648	79	568	1
Write-In Totals	3	0	3	0
Not Assigned	3	0	3	0
Total Votes Cast	1,934	125	1,806	3

KING, KATHRYN H.

Vote For 1

	TOTAL	Polls	Early Provisional	S
Yes / Si	721	67	651	3
No	1,023	35	987	1
Total Votes Cast	1,744	102	1,638	4

BOLICK, CLINT

Vote For 1

	TOTAL	Polls	Early Provisional	S
Yes / Si	691	60	629	2
No	1,048	42	1,004	2
Total Votes Cast	1,739	102	1,633	4

ECKERSTROM, PETER J.

Vote For 1

	TOTAL	Polls	Early Provisional	S
Yes / Si	1,282	66	1,214	2
No	259	30	227	2
Total Votes Cast	1,541	96	1,441	4

Precinct 210

STARING, CHRISTOPHER P.

Vote For 1

	TOTAL	Polls	Early Provisional	S
Yes / Si	1,160	70	1,087	3
No	357	25	331	1
Total Votes Cast	1,517	95	1,418	4

GRIFFIN, BRENDEN J.

Vote For 1

	TOTAL	Polls	Early Provisional	S
Yes / Si	1,184	74	1,108	2
No	303	24	277	2
Total Votes Cast	1,487	98	1,385	4

LEE, KENNETH

Vote For 1

	TOTAL	Polls	Early Provisional	S
Yes / Si	1,223	72	1,148	3
No	270	24	245	1
Total Votes Cast	1,493	96	1,393	4

BRYSON, KYLE A.

Vote For 1

	TOTAL	Polls	Early Provisional	S
Yes / Si	1,205	70	1,133	2
No	270	24	244	2
Total Votes Cast	1,475	94	1,377	4

COHEN, GARY J.

Vote For 1

	TOTAL	Polls	Early Provisional	S
Yes / Si	1,205	75	1,128	2
No	286	23	261	2
Total Votes Cast	1,491	98	1,389	4

GORDON, RICHARD E.

Vote For 1

	TOTAL	Polls	Early Provisional	S
Yes / Si	1,216	73	1,141	2
No	271	22	247	2
Total Votes Cast	1,487	95	1,388	4

Precinct 210

BUTLER, MICHAEL J.

Vote For 1

	TOTAL	Polls	Early Provisional	S
Yes / Si	1,226	71	1,153	2
No	259	25	232	2
Total Votes Cast	1,485	96	1,385	4

YEHLING, WAYNE E.

Vote For 1

	TOTAL	Polls	Early Provisional	S
Yes / Si	1,185	72	1,111	2
No	287	23	262	2
Total Votes Cast	1,472	95	1,373	4

CONSTANT, DANIELLE J.K.

Vote For 1

	TOTAL	Polls	Early Provisional	S
Yes / Si	1,134	73	1,059	2
No	337	21	314	2
Total Votes Cast	1,471	94	1,373	4

METCALF, D. DOUGLAS

Vote For 1

	TOTAL	Polls	Early Provisional	S
Yes / Si	1,201	75	1,124	2
No	274	21	251	2
Total Votes Cast	1,475	96	1,375	4

MCGINLEY, CASEY F.

Vote For 1

	TOTAL	Polls	Early Provisional	S
Yes / Si	1,199	74	1,123	2
No	269	21	246	2
Total Votes Cast	1,468	95	1,369	4

SAKALL, GREG

Vote For 1

	TOTAL	Polls	Early Provisional	S
Yes / Si	1,166	72	1,093	1
No	320	24	293	3
Total Votes Cast	1,486	96	1,386	4

Precinct 210

WAGENER, JOAN L.

Vote For 1		TOTAL	Polls	Early Provisional	S
Yes / Si		1,193	69	1,122	2
No		277	24	251	2
Total Votes Cast		1,470	93	1,373	4

JOHNSON, KELLIE L.

Vote For 1		TOTAL	Polls	Early Provisional	S
Yes / Si		942	72	868	2
No		556	23	531	2
Total Votes Cast		1,498	95	1,399	4

ORTIZ, KIMBERLY H.

Vote For 1		TOTAL	Polls	Early Provisional	S
Yes / Si		1,198	70	1,125	3
No		284	23	260	1
Total Votes Cast		1,482	93	1,385	4

MCDONALD, SCOTT DAVID

Vote For 1		TOTAL	Polls	Early Provisional	S
Yes / Si		1,146	70	1,073	3
No		335	25	309	1
Total Votes Cast		1,481	95	1,382	4

ABRAMS, LISA ILKA

Vote For 1		TOTAL	Polls	Early Provisional	S
Yes / Si		1,206	69	1,135	2
No		280	25	253	2
Total Votes Cast		1,486	94	1,388	4

Governing Board - Catalina Foothills Unified School District No. 16

Vote For 1		TOTAL	Polls	Early Provisional	S
ARISPE, BROOKE		217	27	189	1
JACKSON, EILEEN		720	24	695	1
Write-In Totals		6	0	6	0
Not Assigned		6	0	6	0
Total Votes Cast		943	51	890	2

Precinct 210

Governing Board - Catalina Foothills Unified School District No. 16

Vote For 2

	TOTAL	Polls	Early Provisional	S
DAVOLI, JACQUELYN	698	23	673	2
LOGUE, TOM	693	23	669	1
PEMBERTON, BART	238	31	207	0
REPSCHER, JENNIFER	299	32	266	1
Write-In Totals	9	0	9	0
Not Assigned	9	0	9	0
Total Votes Cast	1,937	109	1,824	4

PROPOSITION 133

Vote For 1

	TOTAL	Polls	Early Provisional	S
Yes / Si	462	50	411	1
No	1,458	72	1,383	3
Total Votes Cast	1,920	122	1,794	4

PROPOSITION 134

Vote For 1

	TOTAL	Polls	Early Provisional	S
Yes / Si	473	47	424	2
No	1,459	74	1,383	2
Total Votes Cast	1,932	121	1,807	4

PROPOSITION 135

Vote For 1

	TOTAL	Polls	Early Provisional	S
Yes / Si	568	61	504	3
No	1,341	60	1,280	1
Total Votes Cast	1,909	121	1,784	4

PROPOSITION 136

Vote For 1

	TOTAL	Polls	Early Provisional	S
Yes / Si	428	54	372	2
No	1,475	65	1,408	2
Total Votes Cast	1,903	119	1,780	4

PROPOSITION 137

Vote For 1

	TOTAL	Polls	Early Provisional	S
Yes / Si	235	24	210	1
No	1,661	91	1,567	3
Total Votes Cast	1,896	115	1,777	4

Precinct 210

PROPOSITION 138

Vote For 1

	TOTAL	Polls	Early Provisional	S
Yes / Si	388	25	360	3
No	1,549	98	1,450	1
Total Votes Cast	1,937	123	1,810	4

PROPOSITION 139

Vote For 1

	TOTAL	Polls	Early Provisional	S
Yes / Si	1,608	74	1,532	2
No	449	62	385	2
Total Votes Cast	2,057	136	1,917	4

PROPOSITION 140

Vote For 1

	TOTAL	Polls	Early Provisional	S
Yes / Si	799	54	744	1
No	1,210	73	1,134	3
Total Votes Cast	2,009	127	1,878	4

PROPOSITION 311

Vote For 1

	TOTAL	Polls	Early Provisional	S
Yes / Si	948	89	855	4
No	1,063	43	1,020	0
Total Votes Cast	2,011	132	1,875	4

PROPOSITION 312

Vote For 1

	TOTAL	Polls	Early Provisional	S
Yes / Si	828	78	747	3
No	1,163	46	1,116	1
Total Votes Cast	1,991	124	1,863	4

PROPOSITION 313

Vote For 1

	TOTAL	Polls	Early Provisional	S
Yes / Si	742	72	666	4
No	1,169	53	1,116	0
Total Votes Cast	1,911	125	1,782	4

Precinct 210

PROPOSITION 314

Vote For 1

	TOTAL	Polls	Early Provisional	S
Yes / Sí	739	75	661	3
No	1,172	46	1,125	1
Total Votes Cast	1,911	121	1,786	4

PROPOSITION 315

Vote For 1

	TOTAL	Polls	Early Provisional	S
Yes / Sí	544	54	488	2
No	1,333	65	1,266	2
Total Votes Cast	1,877	119	1,754	4

PROPOSITION 412 - Amphitheater Unified School District No. 10

Vote For 1

	TOTAL	Polls	Early Provisional	S
Bond Approval, Yes / Aprobación de Bonos, Sí	462	23	439	0
Bond Approval, No / Aprobación de Bonos, No	275	20	254	1
Total Votes Cast	737	43	693	1

PROPOSITION 413 - Amphitheater Unified School District No. 10

Vote For 1

	TOTAL	Polls	Early Provisional	S
Budget Override Continuation, Yes / Continuación del Aumento al Presupuesto, Sí	440	22	418	0
Budget Override Continuation, No / Continuación del Aumento al Presupuesto, No	303	24	278	1
Total Votes Cast	743	46	696	1

Precinct 211

Statistics	TOTAL	Polls	Early Provisional	s
Registered Voters - Total	2,287			
Ballots Cast - Total	2,044	136	1,903	5
Ballots Cast - Blank	23	3	20	0
Voter Turnout - Total	89.37%			

Presidential Electors

Vote For 1	TOTAL	Polls	Early Provisional	s
HARRIS, KAMALA D.	1,206	38	1,167	1
TRUMP, DONALD J.	812	98	710	4
OLIVER, CHASE	4	0	4	0
STEIN, JILL	7	0	7	0
Write-In Totals	3	0	3	0
Write-In: Ayyadurai / Ellis	0	0	0	0
Write-In: Boddie / Stoneham	0	0	0	0
Write-In: De la Cruz / Garcia	0	0	0	0
Write-In: Shelton / Serra	0	0	0	0
Write-In: Skousen / Combs	0	0	0	0
Not Assigned	3	0	3	0
Total Votes Cast	2,032	136	1,891	5

U.S. Senator

Vote For 1	TOTAL	Polls	Early Provisional	s
GALLEGO, RUBEN	1,224	41	1,180	3
LAKE, KARI	747	90	655	2
QUINTANA, EDUARDO	17	2	15	0
Write-In Totals	5	0	5	0
Write-In: Williams, Sarah	1	0	1	0
Write-In: Beckett, Christopher	0	0	0	0
Write-In: Sanders, Steven Cavin	0	0	0	0
Write-In: Bozic, David	0	0	0	0
Write-In: Petty, Shawn	0	0	0	0
Write-In: Rodriguez, Benjamin	0	0	0	0
Write-In: Prosser, Jannie "Jannie"	0	0	0	0
Not Assigned	4	0	4	0
Total Votes Cast	1,993	133	1,855	5

Precinct 211

U.S. Representative in Congress District 6

Vote For 1

	TOTAL	Polls	Early Provisional	s
ENGEL, KIRSTEN	1,128	33	1,094	1
CISCOMANI, JUAN	860	98	758	4
EASTWOOD, ATHENA	15	3	12	0
Write-In Totals	0	0	0	0
Write-In: Pozzolo, Luis	0	0	0	0
Not Assigned	0	0	0	0
Total Votes Cast	2,003	134	1,864	5

State Senator District 18

Vote For 1

	TOTAL	Polls	Early Provisional	s
SUNDARESHAN, PRIYA	1,246	58	1,186	2
Write-In Totals	36	8	28	0
Not Assigned	36	8	28	0
Total Votes Cast	1,282	66	1,214	2

State Representative Dist. 18

Vote For 2

	TOTAL	Polls	Early Provisional	s
GUTIERREZ, NANCY	1,090	32	1,056	2
MATHIS, CHRIS	1,002	33	969	0
ROSENBLUM, LEONARD "LEN"	835	92	741	2
Write-In Totals	7	2	5	0
Not Assigned	7	2	5	0
Total Votes Cast	2,934	159	2,771	4

Corporation Commissioner

Vote For 3

	TOTAL	Polls	Early Provisional	s
AGUILAR, YLENIA	984	25	958	1
HILL, JONATHON	1,037	30	1,007	0
POLACHECK, JOSHUA	994	30	964	0
LOPEZ, RENE	750	69	679	2
MARQUEZ PETERSON, LEA	785	67	716	2
WALDEN, RACHEL	804	73	727	4
CEASE, MIKE	50	8	41	1
LUXENBERG, NINA	45	3	41	1
Write-In Totals	0	0	0	0
Write-In: Bertone, Frank	0	0	0	0
Not Assigned	0	0	0	0
Total Votes Cast	5,449	305	5,133	11

Precinct 211

Board of Supervisors District 1

Vote For 1

	TOTAL	Polls	Early Provisional	S
SCOTT, REX	1,101	34	1,066	1
SPAIN, STEVE	846	96	748	2
Write-In Totals	2	0	2	0
Not Assigned	2	0	2	0
Total Votes Cast	1,949	130	1,816	3

County Assessor

Vote For 1

	TOTAL	Polls	Early Provisional	S
DROUBIE, SUZANNE	1,275	57	1,215	3
Write-In Totals	25	7	18	0
Not Assigned	25	7	18	0
Total Votes Cast	1,300	64	1,233	3

County Attorney

Vote For 1

	TOTAL	Polls	Early Provisional	S
CONOVER, LAURA	1,158	40	1,116	2
DRUAN, HOWARD	284	34	249	1
Write-In Totals	16	5	11	0
Not Assigned	16	5	11	0
Total Votes Cast	1,458	79	1,376	3

County Recorder

Vote For 1

	TOTAL	Polls	Early Provisional	S
CÁZARES-KELLY, GABRIELLA	1,102	37	1,064	1
CAMPBELL-GONZALEZ, DOMINIC	800	85	712	3
Write-In Totals	1	0	1	0
Not Assigned	1	0	1	0
Total Votes Cast	1,903	122	1,777	4

County Sheriff

Vote For 1

	TOTAL	Polls	Early Provisional	S
NANOS, CHRIS	869	30	838	1
LAPPIN, HEATHER	1,053	97	952	4
Write-In Totals	6	0	6	0
Write-In: Di Genova, Trista	0	0	0	0
Not Assigned	6	0	6	0
Total Votes Cast	1,928	127	1,796	5

Precinct 211

County Superintendent of Schools

Vote For 1

	TOTAL	Polls	Early Provisional	S
WILLIAMS, DUSTIN	1,256	57	1,196	3
Write-In Totals	22	6	16	0
Not Assigned	22	6	16	0
Total Votes Cast	1,278	63	1,212	3

County Treasurer

Vote For 1

	TOTAL	Polls	Early Provisional	S
JOHNSON, BRIAN	1,026	32	993	1
ACKERLEY, CHRIS	905	91	811	3
Write-In Totals	0	0	0	0
Not Assigned	0	0	0	0
Total Votes Cast	1,931	123	1,804	4

Constable Precinct 1

Vote For 1

	TOTAL	Polls	Early Provisional	S
ROOSEVELT, MARK	1,055	37	1,017	1
ROWLAND, DANIEL	829	86	740	3
Write-In Totals	1	0	1	0
Not Assigned	1	0	1	0
Total Votes Cast	1,885	123	1,758	4

KING, KATHRYN H.

Vote For 1

	TOTAL	Polls	Early Provisional	S
Yes / Si	847	66	777	4
No	802	33	769	0
Total Votes Cast	1,649	99	1,546	4

BOLICK, CLINT

Vote For 1

	TOTAL	Polls	Early Provisional	S
Yes / Si	810	65	741	4
No	826	34	792	0
Total Votes Cast	1,636	99	1,533	4

ECKERSTROM, PETER J.

Vote For 1

	TOTAL	Polls	Early Provisional	S
Yes / Si	1,159	60	1,097	2
No	249	27	220	2
Total Votes Cast	1,408	87	1,317	4

Precinct 211

STARING, CHRISTOPHER P.

Vote For 1

	TOTAL	Polls	Early Provisional	S
Yes / Si	1,148	66	1,080	2
No	266	24	241	1
Total Votes Cast	1,414	90	1,321	3

GRIFFIN, BRENDEN J.

Vote For 1

	TOTAL	Polls	Early Provisional	S
Yes / Si	1,099	64	1,033	2
No	250	22	227	1
Total Votes Cast	1,349	86	1,260	3

LEE, KENNETH

Vote For 1

	TOTAL	Polls	Early Provisional	S
Yes / Si	1,109	62	1,045	2
No	227	24	202	1
Total Votes Cast	1,336	86	1,247	3

BRYSON, KYLE A.

Vote For 1

	TOTAL	Polls	Early Provisional	S
Yes / Si	1,113	60	1,051	2
No	216	23	192	1
Total Votes Cast	1,329	83	1,243	3

COHEN, GARY J.

Vote For 1

	TOTAL	Polls	Early Provisional	S
Yes / Si	1,102	63	1,037	2
No	222	23	198	1
Total Votes Cast	1,324	86	1,235	3

GORDON, RICHARD E.

Vote For 1

	TOTAL	Polls	Early Provisional	S
Yes / Si	1,110	62	1,046	2
No	213	22	190	1
Total Votes Cast	1,323	84	1,236	3

Precinct 211

BUTLER, MICHAEL J.

Vote For 1

	TOTAL	Polls	Early Provisional	S
Yes / Si	1,114	61	1,051	2
No	217	25	191	1
Total Votes Cast	1,331	86	1,242	3

YEHLING, WAYNE E.

Vote For 1

	TOTAL	Polls	Early Provisional	S
Yes / Si	1,103	59	1,042	2
No	221	23	197	1
Total Votes Cast	1,324	82	1,239	3

CONSTANT, DANIELLE J.K.

Vote For 1

	TOTAL	Polls	Early Provisional	S
Yes / Si	1,050	58	990	2
No	270	25	244	1
Total Votes Cast	1,320	83	1,234	3

METCALF, D. DOUGLAS

Vote For 1

	TOTAL	Polls	Early Provisional	S
Yes / Si	1,095	60	1,033	2
No	218	21	196	1
Total Votes Cast	1,313	81	1,229	3

MCGINLEY, CASEY F.

Vote For 1

	TOTAL	Polls	Early Provisional	S
Yes / Si	1,110	62	1,046	2
No	209	22	186	1
Total Votes Cast	1,319	84	1,232	3

SAKALL, GREG

Vote For 1

	TOTAL	Polls	Early Provisional	S
Yes / Si	1,113	65	1,045	3
No	231	21	209	1
Total Votes Cast	1,344	86	1,254	4

Precinct 211

WAGENER, JOAN L.

Vote For 1		TOTAL	Polls	Early Provisional	S
Yes / Si	1,107	61	1,044	2	
No	219	22	196	1	
Total Votes Cast	1,326	83	1,240	3	

JOHNSON, KELLIE L.

Vote For 1		TOTAL	Polls	Early Provisional	S
Yes / Si	956	57	896	3	
No	406	29	376	1	
Total Votes Cast	1,362	86	1,272	4	

ORTIZ, KIMBERLY H.

Vote For 1		TOTAL	Polls	Early Provisional	S
Yes / Si	1,100	61	1,038	1	
No	217	22	193	2	
Total Votes Cast	1,317	83	1,231	3	

MCDONALD, SCOTT DAVID

Vote For 1		TOTAL	Polls	Early Provisional	S
Yes / Si	1,061	62	997	2	
No	251	19	231	1	
Total Votes Cast	1,312	81	1,228	3	

ABRAMS, LISA ILKA

Vote For 1		TOTAL	Polls	Early Provisional	S
Yes / Si	1,114	63	1,049	2	
No	213	19	193	1	
Total Votes Cast	1,327	82	1,242	3	

Governing Board - Catalina Foothills Unified School District No. 16

Vote For 1		TOTAL	Polls	Early Provisional	S
ARISPE, BROOKE	148	17	131	0	
JACKSON, EILEEN	504	23	479	2	
Write-In Totals	5	1	4	0	
Not Assigned	5	1	4	0	
Total Votes Cast	657	41	614	2	

Precinct 211

Governing Board - Catalina Foothills Unified School District No. 16

Vote For 2

	TOTAL	Polls	Early Provisional	S
DAVOLI, JACQUELYN	434	13	420	1
LOGUE, TOM	441	19	422	0
PEMBERTON, BART	205	28	175	2
REPSCHER, JENNIFER	245	26	217	2
Write-In Totals	4	0	4	0
Not Assigned	4	0	4	0
Total Votes Cast	1,329	86	1,238	5

PROPOSITION 133

Vote For 1

	TOTAL	Polls	Early Provisional	S
Yes / Si	580	59	521	0
No	1,215	61	1,150	4
Total Votes Cast	1,795	120	1,671	4

PROPOSITION 134

Vote For 1

	TOTAL	Polls	Early Provisional	S
Yes / Si	603	58	543	2
No	1,209	62	1,145	2
Total Votes Cast	1,812	120	1,688	4

PROPOSITION 135

Vote For 1

	TOTAL	Polls	Early Provisional	S
Yes / Si	665	61	601	3
No	1,112	57	1,053	2
Total Votes Cast	1,777	118	1,654	5

PROPOSITION 136

Vote For 1

	TOTAL	Polls	Early Provisional	S
Yes / Si	483	43	440	0
No	1,290	76	1,210	4
Total Votes Cast	1,773	119	1,650	4

PROPOSITION 137

Vote For 1

	TOTAL	Polls	Early Provisional	S
Yes / Si	299	25	274	0
No	1,485	92	1,389	4
Total Votes Cast	1,784	117	1,663	4

Precinct 211

PROPOSITION 138

Vote For 1

	TOTAL	Polls	Early Provisional	S
Yes / Si	404	40	363	1
No	1,421	83	1,335	3
Total Votes Cast	1,825	123	1,698	4

PROPOSITION 139

Vote For 1

	TOTAL	Polls	Early Provisional	S
Yes / Si	1,412	62	1,346	4
No	544	66	477	1
Total Votes Cast	1,956	128	1,823	5

PROPOSITION 140

Vote For 1

	TOTAL	Polls	Early Provisional	S
Yes / Si	799	50	746	3
No	1,119	76	1,041	2
Total Votes Cast	1,918	126	1,787	5

PROPOSITION 311

Vote For 1

	TOTAL	Polls	Early Provisional	S
Yes / Si	1,039	81	956	2
No	875	43	829	3
Total Votes Cast	1,914	124	1,785	5

PROPOSITION 312

Vote For 1

	TOTAL	Polls	Early Provisional	S
Yes / Si	916	77	836	3
No	986	44	940	2
Total Votes Cast	1,902	121	1,776	5

PROPOSITION 313

Vote For 1

	TOTAL	Polls	Early Provisional	S
Yes / Si	844	76	764	4
No	1,017	48	968	1
Total Votes Cast	1,861	124	1,732	5

Precinct 211

PROPOSITION 314

Vote For 1

	TOTAL	Polls	Early Provisional	S
Yes / Sí	924	81	839	4
No	934	42	891	1
Total Votes Cast	1,858	123	1,730	5

PROPOSITION 315

Vote For 1

	TOTAL	Polls	Early Provisional	S
Yes / Sí	709	65	640	4
No	1,098	55	1,042	1
Total Votes Cast	1,807	120	1,682	5

PROPOSITION 412 - Amphitheater Unified School District No. 10

Vote For 1

	TOTAL	Polls	Early Provisional	S
Bond Approval, Yes / Aprobación de Bonos, Sí	482	23	457	2
Bond Approval, No / Aprobación de Bonos, No	454	25	429	0
Total Votes Cast	936	48	886	2

PROPOSITION 413 - Amphitheater Unified School District No. 10

Vote For 1

	TOTAL	Polls	Early Provisional	S
Budget Override Continuation, Yes / Continuación del Aumento al Presupuesto, Sí	462	23	437	2
Budget Override Continuation, No / Continuación del Aumento al Presupuesto, No	469	24	445	0
Total Votes Cast	931	47	882	2

Precinct 212

Statistics	TOTAL	Polls	Early Provisional	s
Registered Voters - Total	1,614			
Ballots Cast - Total	1,410	156	1,251	3
Ballots Cast - Blank	16	5	11	0
Voter Turnout - Total	87.36%			

Presidential Electors

Vote For 1	TOTAL	Polls	Early Provisional	s
HARRIS, KAMALA D.	689	47	640	2
TRUMP, DONALD J.	679	104	574	1
OLIVER, CHASE	10	0	10	0
STEIN, JILL	9	2	7	0
Write-In Totals	10	2	8	0
Write-In: Ayyadurai / Ellis	0	0	0	0
Write-In: Boddie / Stoneham	0	0	0	0
Write-In: De la Cruz / Garcia	0	0	0	0
Write-In: Shelton / Serra	0	0	0	0
Write-In: Skousen / Combs	0	0	0	0
Not Assigned	10	2	8	0
Total Votes Cast	1,397	155	1,239	3

U.S. Senator

Vote For 1	TOTAL	Polls	Early Provisional	s
GALLEGO, RUBEN	718	50	666	2
LAKE, KARI	625	86	538	1
QUINTANA, EDUARDO	33	9	24	0
Write-In Totals	5	2	3	0
Write-In: Williams, Sarah	0	0	0	0
Write-In: Beckett, Christopher	0	0	0	0
Write-In: Sanders, Steven Cavin	0	0	0	0
Write-In: Bozic, David	0	0	0	0
Write-In: Petty, Shawn	0	0	0	0
Write-In: Rodriguez, Benjamin	0	0	0	0
Write-In: Prosser, Jannie "Jannie"	0	0	0	0
Not Assigned	5	2	3	0
Total Votes Cast	1,381	147	1,231	3

Summary Results Report
 General Election
 November 5, 2024

OFFICIAL RESULTS
 Summary of Votes Cast
 County of Pima

Precinct 212

U.S. Representative in Congress District 6

Vote For 1

	TOTAL	Polls	Early Provisional	s
ENGEL, KIRSTEN	661	43	616	2
CISCOMANI, JUAN	704	107	596	1
EASTWOOD, ATHENA	22	2	20	0
Write-In Totals	4	0	4	0
Write-In: Pozzolo, Luis	0	0	0	0
Not Assigned	4	0	4	0
Total Votes Cast	1,391	152	1,236	3

State Senator District 17

Vote For 1

	TOTAL	Polls	Early Provisional	s
MCLEAN, JOHN	685	48	635	2
LEACH, VENDEN "VINCE"	671	100	570	1
Write-In Totals	3	0	3	0
Not Assigned	3	0	3	0
Total Votes Cast	1,359	148	1,208	3

State Representative Dist. 17

Vote For 2

	TOTAL	Polls	Early Provisional	s
VOLK, KEVIN	695	50	643	2
JONES, RACHEL	603	75	527	1
MCGARR, CORY	623	86	536	1
Write-In Totals	10	0	10	0
Not Assigned	10	0	10	0
Total Votes Cast	1,931	211	1,716	4

Corporation Commissioner

Vote For 3

	TOTAL	Polls	Early Provisional	s
AGUILAR, YLENIA	592	33	558	1
HILL, JONATHON	588	26	560	2
POLACHECK, JOSHUA	558	25	532	1
LOPEZ, RENE	619	74	544	1
MARQUEZ PETERSON, LEA	629	80	548	1
WALDEN, RACHEL	626	78	547	1
CEASE, MIKE	29	6	23	0
LUXENBERG, NINA	40	7	33	0
Write-In Totals	4	0	4	0
Write-In: Bertone, Frank	0	0	0	0
Not Assigned	4	0	4	0
Total Votes Cast	3,685	329	3,349	7

Precinct 212

Board of Supervisors District 1

Vote For 1

	TOTAL	Polls	Early Provisional	S
SCOTT, REX	640	42	596	2
SPAIN, STEVE	706	101	604	1
Write-In Totals	4	0	4	0
Not Assigned	4	0	4	0
Total Votes Cast	1,350	143	1,204	3

County Assessor

Vote For 1

	TOTAL	Polls	Early Provisional	S
DROUBIE, SUZANNE	849	80	768	1
Write-In Totals	45	8	37	0
Not Assigned	45	8	37	0
Total Votes Cast	894	88	805	1

County Attorney

Vote For 1

	TOTAL	Polls	Early Provisional	S
CONOVER, LAURA	741	57	682	2
DRUAN, HOWARD	267	36	230	1
Write-In Totals	26	6	20	0
Not Assigned	26	6	20	0
Total Votes Cast	1,034	99	932	3

County Recorder

Vote For 1

	TOTAL	Polls	Early Provisional	S
CÁZARES-KELLY, GABRIELLA	669	42	625	2
CAMPBELL-GONZALEZ, DOMINIC	643	97	545	1
Write-In Totals	2	0	2	0
Not Assigned	2	0	2	0
Total Votes Cast	1,314	139	1,172	3

County Sheriff

Vote For 1

	TOTAL	Polls	Early Provisional	S
NANOS, CHRIS	547	32	514	1
LAPPIN, HEATHER	788	115	671	2
Write-In Totals	6	0	6	0
Write-In: Di Genova, Trista	0	0	0	0
Not Assigned	6	0	6	0
Total Votes Cast	1,341	147	1,191	3

Precinct 212

County Superintendent of Schools

Vote For 1

	TOTAL	Polls	Early Provisional	S
WILLIAMS, DUSTIN	848	84	762	2
Write-In Totals	38	7	31	0
Not Assigned	38	7	31	0
Total Votes Cast	886	91	793	2

County Treasurer

Vote For 1

	TOTAL	Polls	Early Provisional	S
JOHNSON, BRIAN	598	33	563	2
ACKERLEY, CHRIS	725	105	619	1
Write-In Totals	3	0	3	0
Not Assigned	3	0	3	0
Total Votes Cast	1,326	138	1,185	3

Justice of the Peace Precinct 10

Vote For 1

	TOTAL	Polls	Early Provisional	S
FORMAN, ROBERT J.	937	123	813	1
Write-In Totals	29	1	27	1
Not Assigned	29	1	27	1
Total Votes Cast	966	124	840	2

Constable Precinct 10

Vote For 1

	TOTAL	Polls	Early Provisional	S
CAMMARANO, JOHN	930	120	809	1
Write-In Totals	29	2	26	1
Not Assigned	29	2	26	1
Total Votes Cast	959	122	835	2

KING, KATHRYN H.

Vote For 1

	TOTAL	Polls	Early Provisional	S
Yes / Si	620	76	543	1
No	495	29	465	1
Total Votes Cast	1,115	105	1,008	2

BOLICK, CLINT

Vote For 1

	TOTAL	Polls	Early Provisional	S
Yes / Si	611	74	536	1
No	499	30	468	1
Total Votes Cast	1,110	104	1,004	2

Precinct 212

ECKERSTROM, PETER J.

Vote For 1

	TOTAL	Polls	Early Provisional	S
Yes / Si	767	77	689	1
No	239	25	213	1
Total Votes Cast	1,006	102	902	2

STARING, CHRISTOPHER P.

Vote For 1

	TOTAL	Polls	Early Provisional	S
Yes / Si	756	72	684	0
No	242	30	210	2
Total Votes Cast	998	102	894	2

GRIFFIN, BRENDEN J.

Vote For 1

	TOTAL	Polls	Early Provisional	S
Yes / Si	733	70	663	0
No	226	24	201	1
Total Votes Cast	959	94	864	1

LEE, KENNETH

Vote For 1

	TOTAL	Polls	Early Provisional	S
Yes / Si	730	70	660	0
No	233	24	208	1
Total Votes Cast	963	94	868	1

BRYSON, KYLE A.

Vote For 1

	TOTAL	Polls	Early Provisional	S
Yes / Si	754	70	684	0
No	204	23	180	1
Total Votes Cast	958	93	864	1

COHEN, GARY J.

Vote For 1

	TOTAL	Polls	Early Provisional	S
Yes / Si	747	66	681	0
No	206	26	179	1
Total Votes Cast	953	92	860	1

Precinct 212

GORDON, RICHARD E.

Vote For 1

	TOTAL	Polls	Early Provisional	S
Yes / Si	752	68	684	0
No	204	24	179	1
Total Votes Cast	956	92	863	1

BUTLER, MICHAEL J.

Vote For 1

	TOTAL	Polls	Early Provisional	S
Yes / Si	755	69	686	0
No	201	23	177	1
Total Votes Cast	956	92	863	1

YEHLING, WAYNE E.

Vote For 1

	TOTAL	Polls	Early Provisional	S
Yes / Si	736	67	669	0
No	226	26	198	2
Total Votes Cast	962	93	867	2

CONSTANT, DANIELLE J.K.

Vote For 1

	TOTAL	Polls	Early Provisional	S
Yes / Si	710	64	646	0
No	242	28	213	1
Total Votes Cast	952	92	859	1

METCALF, D. DOUGLAS

Vote For 1

	TOTAL	Polls	Early Provisional	S
Yes / Si	740	71	669	0
No	216	22	193	1
Total Votes Cast	956	93	862	1

MCGINLEY, CASEY F.

Vote For 1

	TOTAL	Polls	Early Provisional	S
Yes / Si	759	70	689	0
No	193	22	169	2
Total Votes Cast	952	92	858	2

Precinct 212

SAKALL, GREG

Vote For 1

	TOTAL	Polls	Early Provisional	S
Yes / Si	756	66	690	0
No	211	26	184	1
Total Votes Cast	967	92	874	1

WAGENER, JOAN L.

Vote For 1

	TOTAL	Polls	Early Provisional	S
Yes / Si	730	65	665	0
No	227	28	198	1
Total Votes Cast	957	93	863	1

JOHNSON, KELLIE L.

Vote For 1

	TOTAL	Polls	Early Provisional	S
Yes / Si	642	66	576	0
No	338	27	310	1
Total Votes Cast	980	93	886	1

ORTIZ, KIMBERLY H.

Vote For 1

	TOTAL	Polls	Early Provisional	S
Yes / Si	756	70	686	0
No	198	23	174	1
Total Votes Cast	954	93	860	1

MCDONALD, SCOTT DAVID

Vote For 1

	TOTAL	Polls	Early Provisional	S
Yes / Si	743	68	675	0
No	212	24	187	1
Total Votes Cast	955	92	862	1

ABRAMS, LISA ILKA

Vote For 1

	TOTAL	Polls	Early Provisional	S
Yes / Si	750	70	680	0
No	212	22	189	1
Total Votes Cast	962	92	869	1

Precinct 212

PROPOSITION 133

Vote For 1

	TOTAL	Polls	Early Provisional	S
Yes / Si	516	70	445	1
No	750	68	681	1
Total Votes Cast	1,266	138	1,126	2

PROPOSITION 134

Vote For 1

	TOTAL	Polls	Early Provisional	S
Yes / Si	520	72	448	0
No	743	65	676	2
Total Votes Cast	1,263	137	1,124	2

PROPOSITION 135

Vote For 1

	TOTAL	Polls	Early Provisional	S
Yes / Si	576	72	503	1
No	678	58	619	1
Total Votes Cast	1,254	130	1,122	2

PROPOSITION 136

Vote For 1

	TOTAL	Polls	Early Provisional	S
Yes / Si	432	64	367	1
No	819	68	750	1
Total Votes Cast	1,251	132	1,117	2

PROPOSITION 137

Vote For 1

	TOTAL	Polls	Early Provisional	S
Yes / Si	254	38	216	0
No	998	96	900	2
Total Votes Cast	1,252	134	1,116	2

PROPOSITION 138

Vote For 1

	TOTAL	Polls	Early Provisional	S
Yes / Si	297	36	260	1
No	989	107	881	1
Total Votes Cast	1,286	143	1,141	2

Precinct 212

PROPOSITION 139

Vote For 1

	TOTAL	Polls	Early Provisional	S
Yes / Si	844	84	758	2
No	518	64	453	1
Total Votes Cast	1,362	148	1,211	3

PROPOSITION 140

Vote For 1

	TOTAL	Polls	Early Provisional	S
Yes / Si	528	76	452	0
No	803	64	737	2
Total Votes Cast	1,331	140	1,189	2

PROPOSITION 311

Vote For 1

	TOTAL	Polls	Early Provisional	S
Yes / Si	872	108	764	0
No	459	33	424	2
Total Votes Cast	1,331	141	1,188	2

PROPOSITION 312

Vote For 1

	TOTAL	Polls	Early Provisional	S
Yes / Si	764	96	667	1
No	549	42	506	1
Total Votes Cast	1,313	138	1,173	2

PROPOSITION 313

Vote For 1

	TOTAL	Polls	Early Provisional	S
Yes / Si	799	99	698	2
No	496	38	458	0
Total Votes Cast	1,295	137	1,156	2

PROPOSITION 314

Vote For 1

	TOTAL	Polls	Early Provisional	S
Yes / Si	758	99	658	1
No	542	38	503	1
Total Votes Cast	1,300	137	1,161	2

Precinct 212

PROPOSITION 315

Vote For 1

	TOTAL	Polls	Early Provisional	S
Yes / Sí	584	69	514	1
No	660	56	603	1
Total Votes Cast	1,244	125	1,117	2

PROPOSITION 412 - Amphitheater Unified School District No. 10

Vote For 1

	TOTAL	Polls	Early Provisional	S
Bond Approval, Yes / Aprobación de Bonos, Sí	757	69	687	1
Bond Approval, No / Aprobación de Bonos, No	487	54	432	1
Total Votes Cast	1,244	123	1,119	2

PROPOSITION 413 - Amphitheater Unified School District No. 10

Vote For 1

	TOTAL	Polls	Early Provisional	S
Budget Override Continuation, Yes / Continuación del Aumento al Presupuesto, Sí	740	68	671	1
Budget Override Continuation, No / Continuación del Aumento al Presupuesto, No	517	58	458	1
Total Votes Cast	1,257	126	1,129	2

Precinct 213

Statistics	TOTAL	Polls	Early Provisional	s
Registered Voters - Total	444			
Ballots Cast - Total	372	45	326	1
Ballots Cast - Blank	8	2	6	0
Voter Turnout - Total	83.78%			

Presidential Electors

Vote For 1	TOTAL	Polls	Early Provisional	s
HARRIS, KAMALA D.	193	20	173	0
TRUMP, DONALD J.	174	25	148	1
OLIVER, CHASE	0	0	0	0
STEIN, JILL	4	0	4	0
Write-In Totals	0	0	0	0
Write-In: Ayyadurai / Ellis	0	0	0	0
Write-In: Boddie / Stoneham	0	0	0	0
Write-In: De la Cruz / Garcia	0	0	0	0
Write-In: Shelton / Serra	0	0	0	0
Write-In: Skousen / Combs	0	0	0	0
Not Assigned	0	0	0	0
Total Votes Cast	371	45	325	1

U.S. Senator

Vote For 1	TOTAL	Polls	Early Provisional	s
GALLEGO, RUBEN	194	20	174	0
LAKE, KARI	165	24	140	1
QUINTANA, EDUARDO	6	0	6	0
Write-In Totals	0	0	0	0
Write-In: Williams, Sarah	0	0	0	0
Write-In: Beckett, Christopher	0	0	0	0
Write-In: Sanders, Steven Cavin	0	0	0	0
Write-In: Bozic, David	0	0	0	0
Write-In: Petty, Shawn	0	0	0	0
Write-In: Rodriguez, Benjamin	0	0	0	0
Write-In: Prosser, Jannie "Jannie"	0	0	0	0
Not Assigned	0	0	0	0
Total Votes Cast	365	44	320	1

Summary Results Report
 General Election
 November 5, 2024

OFFICIAL RESULTS
 Summary of Votes Cast
 County of Pima

Precinct 213

U.S. Representative in Congress District 6

Vote For 1

	TOTAL	Polls	Early Provisional	S
ENGEL, KIRSTEN	182	16	166	0
CISCOMANI, JUAN	170	27	142	1
EASTWOOD, ATHENA	7	0	7	0
Write-In Totals	1	0	1	0
Write-In: Pozzolo, Luis	0	0	0	0
Not Assigned	1	0	1	0
Total Votes Cast	360	43	316	1

State Senator District 17

Vote For 1

	TOTAL	Polls	Early Provisional	S
MCLEAN, JOHN	196	16	180	0
LEACH, VENDEN "VINCE"	154	23	130	1
Write-In Totals	0	0	0	0
Not Assigned	0	0	0	0
Total Votes Cast	350	39	310	1

State Representative Dist. 17

Vote For 2

	TOTAL	Polls	Early Provisional	S
VOLK, KEVIN	184	15	169	0
JONES, RACHEL	149	16	133	0
MCGARR, CORY	142	17	124	1
Write-In Totals	3	0	3	0
Not Assigned	3	0	3	0
Total Votes Cast	478	48	429	1

Corporation Commissioner

Vote For 3

	TOTAL	Polls	Early Provisional	S
AGUILAR, YLENIA	166	13	153	0
HILL, JONATHON	162	12	150	0
POLACHECK, JOSHUA	142	9	133	0
LOPEZ, RENE	134	12	121	1
MARQUEZ PETERSON, LEA	137	14	123	0
WALDEN, RACHEL	142	16	126	0
CEASE, MIKE	13	2	11	0
LUXENBERG, NINA	15	1	14	0
Write-In Totals	0	0	0	0
Write-In: Bertone, Frank	0	0	0	0
Not Assigned	0	0	0	0
Total Votes Cast	911	79	831	1

Precinct 213

Board of Supervisors District 1

Vote For 1

	TOTAL	Polls	Early Provisional	S
SCOTT, REX	188	16	172	0
SPAIN, STEVE	159	23	135	1
Write-In Totals	0	0	0	0
Not Assigned	0	0	0	0
Total Votes Cast	347	39	307	1

County Assessor

Vote For 1

	TOTAL	Polls	Early Provisional	S
DROUBIE, SUZANNE	232	23	209	0
Write-In Totals	16	3	13	0
Not Assigned	16	3	13	0
Total Votes Cast	248	26	222	0

County Attorney

Vote For 1

	TOTAL	Polls	Early Provisional	S
CONOVER, LAURA	202	16	186	0
DRUAN, HOWARD	71	13	58	0
Write-In Totals	5	1	4	0
Not Assigned	5	1	4	0
Total Votes Cast	278	30	248	0

County Recorder

Vote For 1

	TOTAL	Polls	Early Provisional	S
CÁZARES-KELLY, GABRIELLA	185	15	170	0
CAMPBELL-GONZALEZ, DOMINIC	152	23	128	1
Write-In Totals	0	0	0	0
Not Assigned	0	0	0	0
Total Votes Cast	337	38	298	1

County Sheriff

Vote For 1

	TOTAL	Polls	Early Provisional	S
NANOS, CHRIS	173	13	160	0
LAPPIN, HEATHER	179	27	151	1
Write-In Totals	0	0	0	0
Write-In: Di Genova, Trista	0	0	0	0
Not Assigned	0	0	0	0
Total Votes Cast	352	40	311	1

Precinct 213

County Superintendent of Schools

Vote For 1

	TOTAL	Polls	Early Provisional	S
WILLIAMS, DUSTIN	233	26	207	0
Write-In Totals	16	3	13	0
Not Assigned	16	3	13	0
Total Votes Cast	249	29	220	0

County Treasurer

Vote For 1

	TOTAL	Polls	Early Provisional	S
JOHNSON, BRIAN	174	16	158	0
ACKERLEY, CHRIS	167	22	144	1
Write-In Totals	0	0	0	0
Not Assigned	0	0	0	0
Total Votes Cast	341	38	302	1

Justice of the Peace Precinct 6

Vote For 1

	TOTAL	Polls	Early Provisional	S
BALL, ALEXANDER	238	24	214	0
Write-In Totals	14	4	10	0
Not Assigned	14	4	10	0
Total Votes Cast	252	28	224	0

Constable Precinct 6

Vote For 1

	TOTAL	Polls	Early Provisional	S
BERNAL, BENNETT L.	234	25	209	0
Write-In Totals	19	3	16	0
Not Assigned	19	3	16	0
Total Votes Cast	253	28	225	0

KING, KATHRYN H.

Vote For 1

	TOTAL	Polls	Early Provisional	S
Yes / Si	163	22	141	0
No	122	10	111	1
Total Votes Cast	285	32	252	1

BOLICK, CLINT

Vote For 1

	TOTAL	Polls	Early Provisional	S
Yes / Si	153	21	132	0
No	131	10	120	1
Total Votes Cast	284	31	252	1

Precinct 213

ECKERSTROM, PETER J.

Vote For 1

	TOTAL	Polls	Early Provisional	S
Yes / Si	200	23	177	0
No	65	9	55	1
Total Votes Cast	265	32	232	1

STARING, CHRISTOPHER P.

Vote For 1

	TOTAL	Polls	Early Provisional	S
Yes / Si	197	18	179	0
No	66	12	53	1
Total Votes Cast	263	30	232	1

GRIFFIN, BRENDEN J.

Vote For 1

	TOTAL	Polls	Early Provisional	S
Yes / Si	195	22	173	0
No	66	9	56	1
Total Votes Cast	261	31	229	1

LEE, KENNETH

Vote For 1

	TOTAL	Polls	Early Provisional	S
Yes / Si	198	20	178	0
No	64	9	54	1
Total Votes Cast	262	29	232	1

BRYSON, KYLE A.

Vote For 1

	TOTAL	Polls	Early Provisional	S
Yes / Si	195	22	173	0
No	63	8	54	1
Total Votes Cast	258	30	227	1

COHEN, GARY J.

Vote For 1

	TOTAL	Polls	Early Provisional	S
Yes / Si	193	20	173	0
No	69	10	58	1
Total Votes Cast	262	30	231	1

Precinct 213

GORDON, RICHARD E.

Vote For 1

	TOTAL	Polls	Early Provisional	S
Yes / Si	195	21	174	0
No	64	8	55	1
Total Votes Cast	259	29	229	1

BUTLER, MICHAEL J.

Vote For 1

	TOTAL	Polls	Early Provisional	S
Yes / Si	196	21	175	0
No	64	9	54	1
Total Votes Cast	260	30	229	1

YEHLING, WAYNE E.

Vote For 1

	TOTAL	Polls	Early Provisional	S
Yes / Si	185	20	165	0
No	75	10	64	1
Total Votes Cast	260	30	229	1

CONSTANT, DANIELLE J.K.

Vote For 1

	TOTAL	Polls	Early Provisional	S
Yes / Si	187	21	166	0
No	72	9	62	1
Total Votes Cast	259	30	228	1

METCALF, D. DOUGLAS

Vote For 1

	TOTAL	Polls	Early Provisional	S
Yes / Si	193	21	172	0
No	65	9	55	1
Total Votes Cast	258	30	227	1

MCGINLEY, CASEY F.

Vote For 1

	TOTAL	Polls	Early Provisional	S
Yes / Si	197	22	175	0
No	60	8	51	1
Total Votes Cast	257	30	226	1

Precinct 213

SAKALL, GREG

Vote For 1

	TOTAL	Polls	Early Provisional	S
Yes / Si	179	20	159	0
No	78	9	68	1
Total Votes Cast	257	29	227	1

WAGENER, JOAN L.

Vote For 1

	TOTAL	Polls	Early Provisional	S
Yes / Si	198	21	177	0
No	60	9	50	1
Total Votes Cast	258	30	227	1

JOHNSON, KELLIE L.

Vote For 1

	TOTAL	Polls	Early Provisional	S
Yes / Si	170	20	150	0
No	90	10	79	1
Total Votes Cast	260	30	229	1

ORTIZ, KIMBERLY H.

Vote For 1

	TOTAL	Polls	Early Provisional	S
Yes / Si	190	20	170	0
No	68	10	57	1
Total Votes Cast	258	30	227	1

MCDONALD, SCOTT DAVID

Vote For 1

	TOTAL	Polls	Early Provisional	S
Yes / Si	187	21	166	0
No	72	9	62	1
Total Votes Cast	259	30	228	1

ABRAMS, LISA ILKA

Vote For 1

	TOTAL	Polls	Early Provisional	S
Yes / Si	193	20	173	0
No	66	10	55	1
Total Votes Cast	259	30	228	1

Precinct 213

Governing Board - Marana Unified School District No. 6

Vote For 3

	TOTAL	Polls	Early Provisional	S
ALEXANDER, ROY	154	16	138	0
HOLT, HUNTER D.	157	13	143	1
RAYMOND, CATHIE	153	15	138	0
ROBERTS, MIKAIL	87	6	81	0
WILLARD, DAVID	143	8	135	0
Write-In Totals	2	0	2	0
Not Assigned	2	0	2	0
Total Votes Cast	696	58	637	1

PROPOSITION 133

Vote For 1

	TOTAL	Polls	Early Provisional	S
Yes / Si	139	23	116	0
No	190	13	176	1
Total Votes Cast	329	36	292	1

PROPOSITION 134

Vote For 1

	TOTAL	Polls	Early Provisional	S
Yes / Si	128	18	109	1
No	202	18	184	0
Total Votes Cast	330	36	293	1

PROPOSITION 135

Vote For 1

	TOTAL	Polls	Early Provisional	S
Yes / Si	160	24	135	1
No	167	13	154	0
Total Votes Cast	327	37	289	1

PROPOSITION 136

Vote For 1

	TOTAL	Polls	Early Provisional	S
Yes / Si	116	17	99	0
No	206	17	188	1
Total Votes Cast	322	34	287	1

PROPOSITION 137

Vote For 1

	TOTAL	Polls	Early Provisional	S
Yes / Si	62	12	50	0
No	257	25	231	1
Total Votes Cast	319	37	281	1

Precinct 213

PROPOSITION 138

Vote For 1

	TOTAL	Polls	Early Provisional	S
Yes / Si	75	10	65	0
No	264	31	232	1
Total Votes Cast	339	41	297	1

PROPOSITION 139

Vote For 1

	TOTAL	Polls	Early Provisional	S
Yes / Si	245	27	218	0
No	111	14	96	1
Total Votes Cast	356	41	314	1

PROPOSITION 140

Vote For 1

	TOTAL	Polls	Early Provisional	S
Yes / Si	155	23	132	0
No	184	15	168	1
Total Votes Cast	339	38	300	1

PROPOSITION 311

Vote For 1

	TOTAL	Polls	Early Provisional	S
Yes / Si	240	35	204	1
No	108	7	101	0
Total Votes Cast	348	42	305	1

PROPOSITION 312

Vote For 1

	TOTAL	Polls	Early Provisional	S
Yes / Si	204	31	172	1
No	141	9	132	0
Total Votes Cast	345	40	304	1

PROPOSITION 313

Vote For 1

	TOTAL	Polls	Early Provisional	S
Yes / Si	221	31	189	1
No	119	9	110	0
Total Votes Cast	340	40	299	1

Precinct 213

PROPOSITION 314

Vote For 1

	TOTAL	Polls	Early Provisional	S
Yes / Sí	199	29	169	1
No	138	10	128	0
Total Votes Cast	337	39	297	1

PROPOSITION 315

Vote For 1

	TOTAL	Polls	Early Provisional	S
Yes / Sí	125	21	104	0
No	193	14	178	1
Total Votes Cast	318	35	282	1

PROPOSITION 411 - Marana Unified School District No. 6

Vote For 1

	TOTAL	Polls	Early Provisional	S
Budget Increase, Yes / Aumento al Presupuesto, Sí	197	21	175	1
Budget Increase, No / Aumento al Presupuesto, No	135	16	119	0
Total Votes Cast	332	37	294	1

Summary Results Report
 General Election
 November 5, 2024

OFFICIAL RESULTS
 Summary of Votes Cast
 County of Pima

Precinct 214

Statistics	TOTAL	Polls	Early Provisional	s
Registered Voters - Total	2,971			
Ballots Cast - Total	2,568	272	2,280	16
Ballots Cast - Blank	27	9	17	1
Voter Turnout - Total	86.44%			

Presidential Electors

Vote For 1	TOTAL	Polls	Early Provisional	s
HARRIS, KAMALA D.	1,629	125	1,496	8
TRUMP, DONALD J.	879	135	738	6
OLIVER, CHASE	12	1	11	0
STEIN, JILL	18	7	10	1
Write-In Totals	10	2	8	0
Write-In: Ayyadurai / Ellis	0	0	0	0
Write-In: Boddie / Stoneham	0	0	0	0
Write-In: De la Cruz / Garcia	1	0	1	0
Write-In: Shelton / Serra	0	0	0	0
Write-In: Skousen / Combs	0	0	0	0
Not Assigned	9	2	7	0
Total Votes Cast	2,548	270	2,263	15

U.S. Senator

Vote For 1	TOTAL	Polls	Early Provisional	s
GALLEGO, RUBEN	1,658	137	1,512	9
LAKE, KARI	786	118	663	5
QUINTANA, EDUARDO	54	8	44	2
Write-In Totals	7	1	6	0
Write-In: Williams, Sarah	1	0	1	0
Write-In: Beckett, Christopher	0	0	0	0
Write-In: Sanders, Steven Cavin	0	0	0	0
Write-In: Bozic, David	0	0	0	0
Write-In: Petty, Shawn	0	0	0	0
Write-In: Rodriguez, Benjamin	0	0	0	0
Write-In: Prosser, Jannie "Jannie"	0	0	0	0
Not Assigned	6	1	5	0
Total Votes Cast	2,505	264	2,225	16

Precinct 214

U.S. Representative in Congress District 6

Vote For 1

	TOTAL	Polls	Early Provisional	s
ENGEL, KIRSTEN	1,545	115	1,421	9
CISCOMANI, JUAN	912	136	771	5
EASTWOOD, ATHENA	39	9	28	2
Write-In Totals	3	1	2	0
Write-In: Pozzolo, Luis	0	0	0	0
Not Assigned	3	1	2	0
Total Votes Cast	2,499	261	2,222	16

State Senator District 18

Vote For 1

	TOTAL	Polls	Early Provisional	s
SUNDARESHAN, PRIYA	1,732	153	1,568	11
Write-In Totals	51	5	46	0
Not Assigned	51	5	46	0
Total Votes Cast	1,783	158	1,614	11

State Representative Dist. 18

Vote For 2

	TOTAL	Polls	Early Provisional	s
GUTIERREZ, NANCY	1,468	105	1,355	8
MATHIS, CHRIS	1,320	81	1,233	6
ROSENBLUM, LEONARD "LEN"	902	128	766	8
Write-In Totals	13	4	9	0
Not Assigned	13	4	9	0
Total Votes Cast	3,703	318	3,363	22

Corporation Commissioner

Vote For 3

	TOTAL	Polls	Early Provisional	s
AGUILAR, YLENIA	1,363	85	1,272	6
HILL, JONATHON	1,374	76	1,292	6
POLACHECK, JOSHUA	1,297	69	1,222	6
LOPEZ, RENE	792	107	681	4
MARQUEZ PETERSON, LEA	834	99	730	5
WALDEN, RACHEL	824	109	709	6
CEASE, MIKE	60	9	49	2
LUXENBERG, NINA	79	11	66	2
Write-In Totals	5	1	4	0
Write-In: Bertone, Frank	0	0	0	0
Not Assigned	5	1	4	0
Total Votes Cast	6,628	566	6,025	37

Precinct 214

Board of Supervisors District 1

Vote For 1

	TOTAL	Polls	Early Provisional	S
SCOTT, REX	1,535	107	1,421	7
SPAIN, STEVE	914	136	770	8
Write-In Totals	2	1	1	0
Not Assigned	2	1	1	0
Total Votes Cast	2,451	244	2,192	15

County Assessor

Vote For 1

	TOTAL	Polls	Early Provisional	S
DROUBIE, SUZANNE	1,729	150	1,568	11
Write-In Totals	39	7	32	0
Not Assigned	39	7	32	0
Total Votes Cast	1,768	157	1,600	11

County Attorney

Vote For 1

	TOTAL	Polls	Early Provisional	S
CONOVER, LAURA	1,597	120	1,469	8
DRUAN, HOWARD	354	62	288	4
Write-In Totals	33	5	28	0
Not Assigned	33	5	28	0
Total Votes Cast	1,984	187	1,785	12

County Recorder

Vote For 1

	TOTAL	Polls	Early Provisional	S
CÁZARES-KELLY, GABRIELLA	1,532	113	1,413	6
CAMPBELL-GONZALEZ, DOMINIC	848	127	712	9
Write-In Totals	2	1	1	0
Not Assigned	2	1	1	0
Total Votes Cast	2,382	241	2,126	15

County Sheriff

Vote For 1

	TOTAL	Polls	Early Provisional	S
NANOS, CHRIS	1,311	101	1,203	7
LAPPIN, HEATHER	1,098	143	948	7
Write-In Totals	5	2	3	0
Write-In: Di Genova, Trista	1	1	0	0
Not Assigned	4	1	3	0
Total Votes Cast	2,414	246	2,154	14

Precinct 214

County Superintendent of Schools

	TOTAL	Polls	Early Provisional	S
WILLIAMS, DUSTIN	1,738	155	1,573	10
Write-In Totals	36	5	31	0
Not Assigned	36	5	31	0
Total Votes Cast	1,774	160	1,604	10

County Treasurer

	TOTAL	Polls	Early Provisional	S
JOHNSON, BRIAN	1,415	100	1,308	7
ACKERLEY, CHRIS	986	137	841	8
Write-In Totals	2	1	1	0
Not Assigned	2	1	1	0
Total Votes Cast	2,403	238	2,150	15

Constable Precinct 1

	TOTAL	Polls	Early Provisional	S
ROOSEVELT, MARK	1,470	107	1,356	7
ROWLAND, DANIEL	899	128	764	7
Write-In Totals	2	1	1	0
Not Assigned	2	1	1	0
Total Votes Cast	2,371	236	2,121	14

KING, KATHRYN H.

	TOTAL	Polls	Early Provisional	S
Yes / Si	982	128	847	7
No	1,076	66	1,005	5
Total Votes Cast	2,058	194	1,852	12

BOLICK, CLINT

	TOTAL	Polls	Early Provisional	S
Yes / Si	920	113	801	6
No	1,116	76	1,035	5
Total Votes Cast	2,036	189	1,836	11

ECKERSTROM, PETER J.

	TOTAL	Polls	Early Provisional	S
Yes / Si	1,463	120	1,335	8
No	363	51	307	5
Total Votes Cast	1,826	171	1,642	13

Precinct 214

STARING, CHRISTOPHER P.

Vote For 1		TOTAL	Polls	Early Provisional	S
Yes / Si	1,379	122	1,249	8	
No	441	53	383	5	
Total Votes Cast	1,820	175	1,632	13	

GRIFFIN, BRENDEN J.

Vote For 1		TOTAL	Polls	Early Provisional	S
Yes / Si	1,378	124	1,245	9	
No	404	52	349	3	
Total Votes Cast	1,782	176	1,594	12	

LEE, KENNETH

Vote For 1		TOTAL	Polls	Early Provisional	S
Yes / Si	1,401	118	1,274	9	
No	356	55	298	3	
Total Votes Cast	1,757	173	1,572	12	

BRYSON, KYLE A.

Vote For 1		TOTAL	Polls	Early Provisional	S
Yes / Si	1,412	112	1,293	7	
No	353	59	290	4	
Total Votes Cast	1,765	171	1,583	11	

COHEN, GARY J.

Vote For 1		TOTAL	Polls	Early Provisional	S
Yes / Si	1,363	114	1,242	7	
No	384	53	327	4	
Total Votes Cast	1,747	167	1,569	11	

GORDON, RICHARD E.

Vote For 1		TOTAL	Polls	Early Provisional	S
Yes / Si	1,395	119	1,269	7	
No	353	52	297	4	
Total Votes Cast	1,748	171	1,566	11	

Precinct 214

BUTLER, MICHAEL J.

Vote For 1

	TOTAL	Polls	Early Provisional	S
Yes / Si	1,416	121	1,287	8
No	346	51	291	4
Total Votes Cast	1,762	172	1,578	12

YEHLING, WAYNE E.

Vote For 1

	TOTAL	Polls	Early Provisional	S
Yes / Si	1,373	120	1,247	6
No	382	50	327	5
Total Votes Cast	1,755	170	1,574	11

CONSTANT, DANIELLE J.K.

Vote For 1

	TOTAL	Polls	Early Provisional	S
Yes / Si	1,316	122	1,188	6
No	446	48	393	5
Total Votes Cast	1,762	170	1,581	11

METCALF, D. DOUGLAS

Vote For 1

	TOTAL	Polls	Early Provisional	S
Yes / Si	1,365	118	1,241	6
No	385	53	327	5
Total Votes Cast	1,750	171	1,568	11

MCGINLEY, CASEY F.

Vote For 1

	TOTAL	Polls	Early Provisional	S
Yes / Si	1,396	121	1,268	7
No	352	49	299	4
Total Votes Cast	1,748	170	1,567	11

SAKALL, GREG

Vote For 1

	TOTAL	Polls	Early Provisional	S
Yes / Si	1,350	118	1,226	6
No	401	51	345	5
Total Votes Cast	1,751	169	1,571	11

Precinct 214

WAGENER, JOAN L.

Vote For 1

	TOTAL	Polls	Early Provisional	S
Yes / Si	1,367	119	1,242	6
No	387	49	333	5
Total Votes Cast	1,754	168	1,575	11

JOHNSON, KELLIE L.

Vote For 1

	TOTAL	Polls	Early Provisional	S
Yes / Si	1,139	110	1,021	8
No	644	58	582	4
Total Votes Cast	1,783	168	1,603	12

ORTIZ, KIMBERLY H.

Vote For 1

	TOTAL	Polls	Early Provisional	S
Yes / Si	1,381	120	1,254	7
No	366	47	315	4
Total Votes Cast	1,747	167	1,569	11

MCDONALD, SCOTT DAVID

Vote For 1

	TOTAL	Polls	Early Provisional	S
Yes / Si	1,317	118	1,193	6
No	422	51	366	5
Total Votes Cast	1,739	169	1,559	11

ABRAMS, LISA ILKA

Vote For 1

	TOTAL	Polls	Early Provisional	S
Yes / Si	1,412	120	1,284	8
No	352	48	300	4
Total Votes Cast	1,764	168	1,584	12

Governing Board - Catalina Foothills Unified School District No. 16

Vote For 1

	TOTAL	Polls	Early Provisional	S
ARISPE, BROOKE	18	1	17	0
JACKSON, EILEEN	71	4	67	0
Write-In Totals	1	0	1	0
Not Assigned	1	0	1	0
Total Votes Cast	90	5	85	0

Precinct 214

Governing Board - Catalina Foothills Unified School District No. 16

Vote For 2

	TOTAL	Polls	Early Provisional	S
DAVOLI, JACQUELYN	65	4	61	0
LOGUE, TOM	60	3	57	0
PEMBERTON, BART	28	5	23	0
REPSCHER, JENNIFER	28	2	26	0
Write-In Totals	0	0	0	0
Not Assigned	0	0	0	0
Total Votes Cast	181	14	167	0

Governing Board - Tucson Unified School District (TUSD) No. 1

Vote For 3

	TOTAL	Polls	Early Provisional	S
ACOSTA RUIZ, PILAR	673	74	594	5
FLORES, ESTEBAN	516	65	447	4
LUNA ROSE, NATALIE	1,136	88	1,041	7
SHAH, RAVI	933	48	880	5
SHAW, SADIE	974	67	903	4
Write-In Totals	35	5	30	0
Not Assigned	35	5	30	0
Total Votes Cast	4,267	347	3,895	25

PROPOSITION 133

Vote For 1

	TOTAL	Polls	Early Provisional	S
Yes / Si	720	102	609	9
No	1,570	128	1,437	5
Total Votes Cast	2,290	230	2,046	14

PROPOSITION 134

Vote For 1

	TOTAL	Polls	Early Provisional	S
Yes / Si	692	116	567	9
No	1,611	113	1,493	5
Total Votes Cast	2,303	229	2,060	14

PROPOSITION 135

Vote For 1

	TOTAL	Polls	Early Provisional	S
Yes / Si	800	121	671	8
No	1,481	104	1,371	6
Total Votes Cast	2,281	225	2,042	14

Precinct 214

PROPOSITION 136

Vote For 1

	TOTAL	Polls	Early Provisional	S
Yes / Si	597	96	492	9
No	1,658	128	1,525	5
Total Votes Cast	2,255	224	2,017	14

PROPOSITION 137

Vote For 1

	TOTAL	Polls	Early Provisional	S
Yes / Si	362	57	302	3
No	1,917	166	1,739	12
Total Votes Cast	2,279	223	2,041	15

PROPOSITION 138

Vote For 1

	TOTAL	Polls	Early Provisional	S
Yes / Si	401	60	338	3
No	1,937	179	1,746	12
Total Votes Cast	2,338	239	2,084	15

PROPOSITION 139

Vote For 1

	TOTAL	Polls	Early Provisional	S
Yes / Si	1,876	160	1,704	12
No	584	94	487	3
Total Votes Cast	2,460	254	2,191	15

PROPOSITION 140

Vote For 1

	TOTAL	Polls	Early Provisional	S
Yes / Si	1,025	107	907	11
No	1,368	139	1,225	4
Total Votes Cast	2,393	246	2,132	15

PROPOSITION 311

Vote For 1

	TOTAL	Polls	Early Provisional	S
Yes / Si	1,252	158	1,081	13
No	1,136	91	1,043	2
Total Votes Cast	2,388	249	2,124	15

Precinct 214

PROPOSITION 312

Vote For 1

	TOTAL	Polls	Early Provisional	S
Yes / Si	1,101	149	939	13
No	1,268	90	1,176	2
Total Votes Cast	2,369	239	2,115	15

PROPOSITION 313

Vote For 1

	TOTAL	Polls	Early Provisional	S
Yes / Si	1,057	152	894	11
No	1,235	83	1,148	4
Total Votes Cast	2,292	235	2,042	15

PROPOSITION 314

Vote For 1

	TOTAL	Polls	Early Provisional	S
Yes / Si	1,028	139	879	10
No	1,247	91	1,151	5
Total Votes Cast	2,275	230	2,030	15

PROPOSITION 315

Vote For 1

	TOTAL	Polls	Early Provisional	S
Yes / Si	774	111	654	9
No	1,442	105	1,334	3
Total Votes Cast	2,216	216	1,988	12

Summary Results Report
 General Election
 November 5, 2024

OFFICIAL RESULTS
 Summary of Votes Cast
 County of Pima

Precinct 215

Statistics	TOTAL	Polls	Early Provisional	s
Registered Voters - Total	1,677			
Ballots Cast - Total	1,340	253	1,072	15
Ballots Cast - Blank	23	10	11	2
Voter Turnout - Total	79.90%			

Presidential Electors

Vote For 1	TOTAL	Polls	Early Provisional	s
HARRIS, KAMALA D.	570	60	506	4
TRUMP, DONALD J.	750	192	548	10
OLIVER, CHASE	8	1	6	1
STEIN, JILL	4	0	4	0
Write-In Totals	3	0	3	0
Write-In: Ayyadurai / Ellis	0	0	0	0
Write-In: Boddie / Stoneham	0	0	0	0
Write-In: De la Cruz / Garcia	1	0	1	0
Write-In: Shelton / Serra	0	0	0	0
Write-In: Skousen / Combs	0	0	0	0
Not Assigned	2	0	2	0
Total Votes Cast	1,335	253	1,067	15

U.S. Senator

Vote For 1	TOTAL	Polls	Early Provisional	s
GALLEGO, RUBEN	584	64	516	4
LAKE, KARI	692	178	505	9
QUINTANA, EDUARDO	39	6	31	2
Write-In Totals	1	0	1	0
Write-In: Williams, Sarah	0	0	0	0
Write-In: Beckett, Christopher	0	0	0	0
Write-In: Sanders, Steven Cavin	0	0	0	0
Write-In: Bozic, David	0	0	0	0
Write-In: Petty, Shawn	0	0	0	0
Write-In: Rodriguez, Benjamin	0	0	0	0
Write-In: Prosser, Jannie "Jannie"	0	0	0	0
Not Assigned	1	0	1	0
Total Votes Cast	1,316	248	1,053	15

U.S. Representative in Congress District 7

Vote For 1	TOTAL	Polls	Early Provisional	s
GRIJALVA, RAÚL M.	541	55	483	3
BUTIEREZ SR., DANIEL FRANCIS	734	185	543	6
Write-In Totals	0	0	0	0
Not Assigned	0	0	0	0
Total Votes Cast	1,275	240	1,026	9

Precinct 215

State Senator District 17

Vote For 1

	TOTAL	Polls	Early Provisional	s
MCLEAN, JOHN	584	65	517	2
LEACH, VENDEN "VINCE"	700	175	519	6
Write-In Totals	2	0	2	0
Not Assigned	2	0	2	0
Total Votes Cast	1,286	240	1,038	8

State Representative Dist. 17

Vote For 2

	TOTAL	Polls	Early Provisional	s
VOLK, KEVIN	559	56	501	2
JONES, RACHEL	626	151	469	6
MCGARR, CORY	612	133	475	4
Write-In Totals	3	0	3	0
Not Assigned	3	0	3	0
Total Votes Cast	1,800	340	1,448	12

Corporation Commissioner

Vote For 3

	TOTAL	Polls	Early Provisional	s
AGUILAR, YLENIA	487	46	439	2
HILL, JONATHON	480	39	439	2
POLACHECK, JOSHUA	463	43	418	2
LOPEZ, RENE	584	127	450	7
MARQUEZ PETERSON, LEA	572	119	448	5
WALDEN, RACHEL	649	147	494	8
CEASE, MIKE	53	8	45	0
LUXENBERG, NINA	56	8	47	1
Write-In Totals	0	0	0	0
Write-In: Bertone, Frank	0	0	0	0
Not Assigned	0	0	0	0
Total Votes Cast	3,344	537	2,780	27

Board of Supervisors District 3

Vote For 1

	TOTAL	Polls	Early Provisional	s
ALLEN, JENNIFER "JEN"	525	54	470	1
WITTENBRAKER, JANET "JL"	686	167	512	7
BAH, IMAN-UTOPIA LAYJOU	55	13	41	1
Write-In Totals	1	0	1	0
Not Assigned	1	0	1	0
Total Votes Cast	1,267	234	1,024	9

Precinct 215

County Assessor

Vote For 1

	TOTAL	Polls	Early Provisional	s
DROUBIE, SUZANNE	746	120	623	3
Write-In Totals	79	20	58	1
Not Assigned	79	20	58	1
Total Votes Cast	825	140	681	4

County Attorney

Vote For 1

	TOTAL	Polls	Early Provisional	s
CONOVER, LAURA	596	75	519	2
DRUAN, HOWARD	354	92	259	3
Write-In Totals	32	9	22	1
Not Assigned	32	9	22	1
Total Votes Cast	982	176	800	6

County Recorder

Vote For 1

	TOTAL	Polls	Early Provisional	s
CÁZARES-KELLY, GABRIELLA	549	55	491	3
CAMPBELL-GONZALEZ, DOMINIC	702	175	517	10
Write-In Totals	2	0	2	0
Not Assigned	2	0	2	0
Total Votes Cast	1,253	230	1,010	13

County Sheriff

Vote For 1

	TOTAL	Polls	Early Provisional	s
NANOS, CHRIS	487	53	432	2
LAPPIN, HEATHER	792	188	592	12
Write-In Totals	8	2	6	0
Write-In: Di Genova, Trista	2	2	0	0
Not Assigned	6	0	6	0
Total Votes Cast	1,287	243	1,030	14

County Superintendent of Schools

Vote For 1

	TOTAL	Polls	Early Provisional	s
WILLIAMS, DUSTIN	731	113	615	3
Write-In Totals	78	17	59	2
Not Assigned	78	17	59	2
Total Votes Cast	809	130	674	5

Precinct 215

County Treasurer

Vote For 1

	TOTAL	Polls	Early Provisional	S
JOHNSON, BRIAN	526	55	469	2
ACKERLEY, CHRIS	737	177	549	11
Write-In Totals	2	0	2	0
Not Assigned	2	0	2	0
Total Votes Cast	1,265	232	1,020	13

Justice of the Peace Precinct 10

Vote For 1

	TOTAL	Polls	Early Provisional	S
FORMAN, ROBERT J.	879	196	676	7
Write-In Totals	23	3	20	0
Not Assigned	23	3	20	0
Total Votes Cast	902	199	696	7

Constable Precinct 10

Vote For 1

	TOTAL	Polls	Early Provisional	S
CAMMARANO, JOHN	867	194	667	6
Write-In Totals	17	2	15	0
Not Assigned	17	2	15	0
Total Votes Cast	884	196	682	6

KING, KATHRYN H.

Vote For 1

	TOTAL	Polls	Early Provisional	S
Yes / Si	576	125	447	4
No	449	60	386	3
Total Votes Cast	1,025	185	833	7

BOLICK, CLINT

Vote For 1

	TOTAL	Polls	Early Provisional	S
Yes / Si	559	116	439	4
No	459	67	389	3
Total Votes Cast	1,018	183	828	7

ECKERSTROM, PETER J.

Vote For 1

	TOTAL	Polls	Early Provisional	S
Yes / Si	618	111	504	3
No	314	65	246	3
Total Votes Cast	932	176	750	6

Precinct 215

STARING, CHRISTOPHER P.

Vote For 1		TOTAL	Polls	Early Provisional	S
Yes / Si		637	123	511	3
No		290	57	230	3
Total Votes Cast		927	180	741	6

GRIFFIN, BRENDEN J.

Vote For 1		TOTAL	Polls	Early Provisional	S
Yes / Si		634	114	518	2
No		281	61	217	3
Total Votes Cast		915	175	735	5

LEE, KENNETH

Vote For 1		TOTAL	Polls	Early Provisional	S
Yes / Si		641	116	523	2
No		263	58	202	3
Total Votes Cast		904	174	725	5

BRYSON, KYLE A.

Vote For 1		TOTAL	Polls	Early Provisional	S
Yes / Si		644	113	530	1
No		260	59	198	3
Total Votes Cast		904	172	728	4

COHEN, GARY J.

Vote For 1		TOTAL	Polls	Early Provisional	S
Yes / Si		626	116	508	2
No		269	57	209	3
Total Votes Cast		895	173	717	5

GORDON, RICHARD E.

Vote For 1		TOTAL	Polls	Early Provisional	S
Yes / Si		631	117	512	2
No		264	55	206	3
Total Votes Cast		895	172	718	5

Precinct 215

BUTLER, MICHAEL J.

Vote For 1

	TOTAL	Polls	Early Provisional	S
Yes / Si	647	116	529	2
No	254	56	195	3
Total Votes Cast	901	172	724	5

YEHLING, WAYNE E.

Vote For 1

	TOTAL	Polls	Early Provisional	S
Yes / Si	638	116	521	1
No	264	56	204	4
Total Votes Cast	902	172	725	5

CONSTANT, DANIELLE J.K.

Vote For 1

	TOTAL	Polls	Early Provisional	S
Yes / Si	623	112	509	2
No	277	61	213	3
Total Votes Cast	900	173	722	5

METCALF, D. DOUGLAS

Vote For 1

	TOTAL	Polls	Early Provisional	S
Yes / Si	627	113	512	2
No	269	60	206	3
Total Votes Cast	896	173	718	5

MCGINLEY, CASEY F.

Vote For 1

	TOTAL	Polls	Early Provisional	S
Yes / Si	653	114	537	2
No	239	59	177	3
Total Votes Cast	892	173	714	5

SAKALL, GREG

Vote For 1

	TOTAL	Polls	Early Provisional	S
Yes / Si	649	114	533	2
No	251	57	191	3
Total Votes Cast	900	171	724	5

Precinct 215

WAGENER, JOAN L.

Vote For 1

	TOTAL	Polls	Early Provisional	S
Yes / Si	635	113	520	2
No	257	59	195	3
Total Votes Cast	892	172	715	5

JOHNSON, KELLIE L.

Vote For 1

	TOTAL	Polls	Early Provisional	S
Yes / Si	592	114	476	2
No	321	59	259	3
Total Votes Cast	913	173	735	5

ORTIZ, KIMBERLY H.

Vote For 1

	TOTAL	Polls	Early Provisional	S
Yes / Si	638	116	520	2
No	250	56	191	3
Total Votes Cast	888	172	711	5

MCDONALD, SCOTT DAVID

Vote For 1

	TOTAL	Polls	Early Provisional	S
Yes / Si	632	114	516	2
No	262	58	201	3
Total Votes Cast	894	172	717	5

ABRAMS, LISA ILKA

Vote For 1

	TOTAL	Polls	Early Provisional	S
Yes / Si	640	113	525	2
No	260	58	199	3
Total Votes Cast	900	171	724	5

Governing Board - Marana Unified School District No. 6

Vote For 3

	TOTAL	Polls	Early Provisional	S
ALEXANDER, ROY	474	80	392	2
HOLT, HUNTER D.	442	82	358	2
RAYMOND, CATHIE	508	86	419	3
ROBERTS, MIKAIL	341	76	265	0
WILLARD, DAVID	460	90	369	1
Write-In Totals	12	3	9	0
Not Assigned	12	3	9	0
Total Votes Cast	2,237	417	1,812	8

Precinct 215

Board of Governors - Pima Community College Dist. 3

Vote For 1

	TOTAL	Polls	Early Provisional	S
GARCIA, MARIA DE LA LUZ	257	55	200	2
RANDALL, KRISTEN	578	120	456	2
Write-In Totals	12	2	10	0
Not Assigned	12	2	10	0
Total Votes Cast	847	177	666	4

PROPOSITION 133

Vote For 1

	TOTAL	Polls	Early Provisional	S
Yes / Si	461	94	360	7
No	731	129	600	2
Total Votes Cast	1,192	223	960	9

PROPOSITION 134

Vote For 1

	TOTAL	Polls	Early Provisional	S
Yes / Si	475	101	368	6
No	717	119	595	3
Total Votes Cast	1,192	220	963	9

PROPOSITION 135

Vote For 1

	TOTAL	Polls	Early Provisional	S
Yes / Si	538	123	409	6
No	635	98	534	3
Total Votes Cast	1,173	221	943	9

PROPOSITION 136

Vote For 1

	TOTAL	Polls	Early Provisional	S
Yes / Si	409	93	310	6
No	750	121	626	3
Total Votes Cast	1,159	214	936	9

PROPOSITION 137

Vote For 1

	TOTAL	Polls	Early Provisional	S
Yes / Si	222	49	171	2
No	945	167	771	7
Total Votes Cast	1,167	216	942	9

Precinct 215

PROPOSITION 138

Vote For 1

	TOTAL	Polls	Early Provisional	s
Yes / Si	211	40	169	2
No	1,002	191	804	7
Total Votes Cast	1,213	231	973	9

PROPOSITION 139

Vote For 1

	TOTAL	Polls	Early Provisional	s
Yes / Si	757	110	639	8
No	530	126	400	4
Total Votes Cast	1,287	236	1,039	12

PROPOSITION 140

Vote For 1

	TOTAL	Polls	Early Provisional	s
Yes / Si	501	96	398	7
No	742	129	610	3
Total Votes Cast	1,243	225	1,008	10

PROPOSITION 311

Vote For 1

	TOTAL	Polls	Early Provisional	s
Yes / Si	795	151	634	10
No	460	79	380	1
Total Votes Cast	1,255	230	1,014	11

PROPOSITION 312

Vote For 1

	TOTAL	Polls	Early Provisional	s
Yes / Si	741	140	594	7
No	498	88	407	3
Total Votes Cast	1,239	228	1,001	10

PROPOSITION 313

Vote For 1

	TOTAL	Polls	Early Provisional	s
Yes / Si	799	171	621	7
No	404	59	342	3
Total Votes Cast	1,203	230	963	10

Precinct 215

PROPOSITION 314

Vote For 1

	TOTAL	Polls	Early Provisional	S
Yes / Sí	778	166	604	8
No	415	59	354	2
Total Votes Cast	1,193	225	958	10

PROPOSITION 315

Vote For 1

	TOTAL	Polls	Early Provisional	S
Yes / Sí	502	105	391	6
No	630	111	516	3
Total Votes Cast	1,132	216	907	9

PROPOSITION 411 - Marana Unified School District No. 6

Vote For 1

	TOTAL	Polls	Early Provisional	S
Budget Increase, Yes / Aumento al Presupuesto, Sí	584	116	463	5
Budget Increase, No / Aumento al Presupuesto, No	593	115	477	1
Total Votes Cast	1,177	231	940	6

Precinct 216

Statistics	TOTAL	Polls	Early Provisional	s
Registered Voters - Total	2,604			
Ballots Cast - Total	2,329	216	2,108	5
Ballots Cast - Blank	27	8	19	0
Voter Turnout - Total	89.44%			

Presidential Electors

Vote For 1	TOTAL	Polls	Early Provisional	s
HARRIS, KAMALA D.	1,098	60	1,036	2
TRUMP, DONALD J.	1,167	147	1,017	3
OLIVER, CHASE	16	3	13	0
STEIN, JILL	11	2	9	0
Write-In Totals	17	0	17	0
Write-In: Ayyadurai / Ellis	0	0	0	0
Write-In: Boddie / Stoneham	0	0	0	0
Write-In: De la Cruz / Garcia	2	0	2	0
Write-In: Shelton / Serra	0	0	0	0
Write-In: Skousen / Combs	0	0	0	0
Not Assigned	15	0	15	0
Total Votes Cast	2,309	212	2,092	5

U.S. Senator

Vote For 1	TOTAL	Polls	Early Provisional	s
GALLEGO, RUBEN	1,142	67	1,072	3
LAKE, KARI	1,083	136	945	2
QUINTANA, EDUARDO	39	5	34	0
Write-In Totals	7	0	7	0
Write-In: Williams, Sarah	0	0	0	0
Write-In: Beckett, Christopher	0	0	0	0
Write-In: Sanders, Steven Cavin	0	0	0	0
Write-In: Bozic, David	0	0	0	0
Write-In: Petty, Shawn	0	0	0	0
Write-In: Rodriguez, Benjamin	0	0	0	0
Write-In: Prosser, Jannie "Jannie"	0	0	0	0
Not Assigned	7	0	7	0
Total Votes Cast	2,271	208	2,058	5

Summary Results Report
 General Election
 November 5, 2024

OFFICIAL RESULTS
 Summary of Votes Cast
 County of Pima

Precinct 216

U.S. Representative in Congress District 6

Vote For 1

	TOTAL	Polls	Early Provisional	S
ENGEL, KIRSTEN	1,013	55	956	2
CISCOMANI, JUAN	1,216	153	1,060	3
EASTWOOD, ATHENA	32	0	32	0
Write-In Totals	4	1	3	0
Write-In: Pozzolo, Luis	0	0	0	0
Not Assigned	4	1	3	0
Total Votes Cast	2,265	209	2,051	5

State Senator District 17

Vote For 1

	TOTAL	Polls	Early Provisional	S
MCLEAN, JOHN	1,075	59	1,014	2
LEACH, VENDEN "VINCE"	1,166	147	1,016	3
Write-In Totals	8	2	6	0
Not Assigned	8	2	6	0
Total Votes Cast	2,249	208	2,036	5

State Representative Dist. 17

Vote For 2

	TOTAL	Polls	Early Provisional	S
VOLK, KEVIN	1,085	63	1,020	2
JONES, RACHEL	1,122	123	997	2
MCGARR, CORY	1,013	109	902	2
Write-In Totals	15	0	15	0
Not Assigned	15	0	15	0
Total Votes Cast	3,235	295	2,934	6

Corporation Commissioner

Vote For 3

	TOTAL	Polls	Early Provisional	S
AGUILAR, YLENIA	941	42	898	1
HILL, JONATHON	945	38	907	0
POLACHECK, JOSHUA	931	42	888	1
LOPEZ, RENE	1,078	114	962	2
MARQUEZ PETERSON, LEA	1,080	112	967	1
WALDEN, RACHEL	1,103	116	985	2
CEASE, MIKE	44	8	36	0
LUXENBERG, NINA	53	4	49	0
Write-In Totals	4	0	4	0
Write-In: Bertone, Frank	0	0	0	0
Not Assigned	4	0	4	0
Total Votes Cast	6,179	476	5,696	7

Precinct 216

Board of Supervisors District 1

Vote For 1

	TOTAL	Polls	Early Provisional	S
SCOTT, REX	1,004	50	952	2
SPAIN, STEVE	1,219	155	1,061	3
Write-In Totals	2	0	2	0
Not Assigned	2	0	2	0
Total Votes Cast	2,225	205	2,015	5

County Assessor

Vote For 1

	TOTAL	Polls	Early Provisional	S
DROUBIE, SUZANNE	1,380	102	1,275	3
Write-In Totals	68	11	56	1
Not Assigned	68	11	56	1
Total Votes Cast	1,448	113	1,331	4

County Attorney

Vote For 1

	TOTAL	Polls	Early Provisional	S
CONOVER, LAURA	1,178	71	1,104	3
DRUAN, HOWARD	432	50	382	0
Write-In Totals	50	9	40	1
Not Assigned	50	9	40	1
Total Votes Cast	1,660	130	1,526	4

County Recorder

Vote For 1

	TOTAL	Polls	Early Provisional	S
CÁZARES-KELLY, GABRIELLA	1,048	59	987	2
CAMPBELL-GONZALEZ, DOMINIC	1,109	140	966	3
Write-In Totals	2	0	2	0
Not Assigned	2	0	2	0
Total Votes Cast	2,159	199	1,955	5

County Sheriff

Vote For 1

	TOTAL	Polls	Early Provisional	S
NANOS, CHRIS	870	40	829	1
LAPPIN, HEATHER	1,335	163	1,169	3
Write-In Totals	7	0	7	0
Write-In: Di Genova, Trista	1	0	1	0
Not Assigned	6	0	6	0
Total Votes Cast	2,212	203	2,005	4

Precinct 216

County Superintendent of Schools

Vote For 1

	TOTAL	Polls	Early Provisional	S
WILLIAMS, DUSTIN	1,353	99	1,252	2
Write-In Totals	67	12	54	1
Not Assigned	67	12	54	1
Total Votes Cast	1,420	111	1,306	3

County Treasurer

Vote For 1

	TOTAL	Polls	Early Provisional	S
JOHNSON, BRIAN	970	52	916	2
ACKERLEY, CHRIS	1,215	148	1,064	3
Write-In Totals	3	0	3	0
Not Assigned	3	0	3	0
Total Votes Cast	2,188	200	1,983	5

Justice of the Peace Precinct 10

Vote For 1

	TOTAL	Polls	Early Provisional	S
FORMAN, ROBERT J.	1,509	167	1,339	3
Write-In Totals	43	0	43	0
Not Assigned	43	0	43	0
Total Votes Cast	1,552	167	1,382	3

Constable Precinct 10

Vote For 1

	TOTAL	Polls	Early Provisional	S
CAMMARANO, JOHN	1,503	165	1,335	3
Write-In Totals	37	0	37	0
Not Assigned	37	0	37	0
Total Votes Cast	1,540	165	1,372	3

KING, KATHRYN H.

Vote For 1

	TOTAL	Polls	Early Provisional	S
Yes / Si	974	97	875	2
No	866	56	808	2
Total Votes Cast	1,840	153	1,683	4

BOLICK, CLINT

Vote For 1

	TOTAL	Polls	Early Provisional	S
Yes / Si	961	97	862	2
No	869	59	808	2
Total Votes Cast	1,830	156	1,670	4

Precinct 216

ECKERSTROM, PETER J.

Vote For 1

	TOTAL	Polls	Early Provisional	S
Yes / Si	1,239	101	1,136	2
No	428	48	378	2
Total Votes Cast	1,667	149	1,514	4

STARING, CHRISTOPHER P.

Vote For 1

	TOTAL	Polls	Early Provisional	S
Yes / Si	1,214	102	1,110	2
No	423	44	377	2
Total Votes Cast	1,637	146	1,487	4

GRIFFIN, BRENDEN J.

Vote For 1

	TOTAL	Polls	Early Provisional	S
Yes / Si	1,195	98	1,095	2
No	388	37	349	2
Total Votes Cast	1,583	135	1,444	4

LEE, KENNETH

Vote For 1

	TOTAL	Polls	Early Provisional	S
Yes / Si	1,196	95	1,099	2
No	374	37	335	2
Total Votes Cast	1,570	132	1,434	4

BRYSON, KYLE A.

Vote For 1

	TOTAL	Polls	Early Provisional	S
Yes / Si	1,209	93	1,114	2
No	364	39	323	2
Total Votes Cast	1,573	132	1,437	4

COHEN, GARY J.

Vote For 1

	TOTAL	Polls	Early Provisional	S
Yes / Si	1,189	88	1,099	2
No	369	44	323	2
Total Votes Cast	1,558	132	1,422	4

Precinct 216

GORDON, RICHARD E.

Vote For 1

	TOTAL	Polls	Early Provisional	S
Yes / Si	1,218	91	1,125	2
No	345	40	303	2
Total Votes Cast	1,563	131	1,428	4

BUTLER, MICHAEL J.

Vote For 1

	TOTAL	Polls	Early Provisional	S
Yes / Si	1,213	95	1,116	2
No	353	35	316	2
Total Votes Cast	1,566	130	1,432	4

YEHLING, WAYNE E.

Vote For 1

	TOTAL	Polls	Early Provisional	S
Yes / Si	1,187	90	1,095	2
No	376	39	335	2
Total Votes Cast	1,563	129	1,430	4

CONSTANT, DANIELLE J.K.

Vote For 1

	TOTAL	Polls	Early Provisional	S
Yes / Si	1,153	91	1,060	2
No	410	39	369	2
Total Votes Cast	1,563	130	1,429	4

METCALF, D. DOUGLAS

Vote For 1

	TOTAL	Polls	Early Provisional	S
Yes / Si	1,183	88	1,093	2
No	372	40	330	2
Total Votes Cast	1,555	128	1,423	4

MCGINLEY, CASEY F.

Vote For 1

	TOTAL	Polls	Early Provisional	S
Yes / Si	1,204	90	1,112	2
No	355	41	312	2
Total Votes Cast	1,559	131	1,424	4

Precinct 216

SAKALL, GREG

Vote For 1

	TOTAL	Polls	Early Provisional	S
Yes / Si	1,198	94	1,102	2
No	373	37	334	2
Total Votes Cast	1,571	131	1,436	4

WAGENER, JOAN L.

Vote For 1

	TOTAL	Polls	Early Provisional	S
Yes / Si	1,195	90	1,103	2
No	358	40	316	2
Total Votes Cast	1,553	130	1,419	4

JOHNSON, KELLIE L.

Vote For 1

	TOTAL	Polls	Early Provisional	S
Yes / Si	1,084	92	990	2
No	505	41	462	2
Total Votes Cast	1,589	133	1,452	4

ORTIZ, KIMBERLY H.

Vote For 1

	TOTAL	Polls	Early Provisional	S
Yes / Si	1,213	94	1,117	2
No	347	40	305	2
Total Votes Cast	1,560	134	1,422	4

MCDONALD, SCOTT DAVID

Vote For 1

	TOTAL	Polls	Early Provisional	S
Yes / Si	1,180	90	1,088	2
No	382	40	340	2
Total Votes Cast	1,562	130	1,428	4

ABRAMS, LISA ILKA

Vote For 1

	TOTAL	Polls	Early Provisional	S
Yes / Si	1,192	98	1,092	2
No	376	38	336	2
Total Votes Cast	1,568	136	1,428	4

Precinct 216

PROPOSITION 133

Vote For 1

	TOTAL	Polls	Early Provisional	S
Yes / Si	859	87	770	2
No	1,240	100	1,138	2
Total Votes Cast	2,099	187	1,908	4

PROPOSITION 134

Vote For 1

	TOTAL	Polls	Early Provisional	S
Yes / Si	863	92	769	2
No	1,241	95	1,144	2
Total Votes Cast	2,104	187	1,913	4

PROPOSITION 135

Vote For 1

	TOTAL	Polls	Early Provisional	S
Yes / Si	953	109	840	4
No	1,126	78	1,048	0
Total Votes Cast	2,079	187	1,888	4

PROPOSITION 136

Vote For 1

	TOTAL	Polls	Early Provisional	S
Yes / Si	742	81	659	2
No	1,308	98	1,209	1
Total Votes Cast	2,050	179	1,868	3

PROPOSITION 137

Vote For 1

	TOTAL	Polls	Early Provisional	S
Yes / Si	432	55	375	2
No	1,617	128	1,487	2
Total Votes Cast	2,049	183	1,862	4

PROPOSITION 138

Vote For 1

	TOTAL	Polls	Early Provisional	S
Yes / Si	523	61	461	1
No	1,609	131	1,475	3
Total Votes Cast	2,132	192	1,936	4

Precinct 216

PROPOSITION 139

Vote For 1

	TOTAL	Polls	Early Provisional	S
Yes / Si	1,355	98	1,254	3
No	902	107	793	2
Total Votes Cast	2,257	205	2,047	5

PROPOSITION 140

Vote For 1

	TOTAL	Polls	Early Provisional	S
Yes / Si	786	84	701	1
No	1,420	114	1,303	3
Total Votes Cast	2,206	198	2,004	4

PROPOSITION 311

Vote For 1

	TOTAL	Polls	Early Provisional	S
Yes / Si	1,397	145	1,249	3
No	804	53	750	1
Total Votes Cast	2,201	198	1,999	4

PROPOSITION 312

Vote For 1

	TOTAL	Polls	Early Provisional	S
Yes / Si	1,256	127	1,125	4
No	925	61	864	0
Total Votes Cast	2,181	188	1,989	4

PROPOSITION 313

Vote For 1

	TOTAL	Polls	Early Provisional	S
Yes / Si	1,269	129	1,137	3
No	880	62	817	1
Total Votes Cast	2,149	191	1,954	4

PROPOSITION 314

Vote For 1

	TOTAL	Polls	Early Provisional	S
Yes / Si	1,326	137	1,186	3
No	818	51	766	1
Total Votes Cast	2,144	188	1,952	4

Precinct 216

PROPOSITION 315

Vote For 1

	TOTAL	Polls	Early Provisional	S
Yes / Sí	943	101	839	3
No	1,091	75	1,015	1
Total Votes Cast	2,034	176	1,854	4

PROPOSITION 412 - Amphitheater Unified School District No. 10

Vote For 1

	TOTAL	Polls	Early Provisional	S
Bond Approval, Yes / Aprobación de Bonos, Sí	1,052	87	963	2
Bond Approval, No / Aprobación de Bonos, No	975	87	886	2
Total Votes Cast	2,027	174	1,849	4

PROPOSITION 413 - Amphitheater Unified School District No. 10

Vote For 1

	TOTAL	Polls	Early Provisional	S
Budget Override Continuation, Yes / Continuación del Aumento al Presupuesto, Sí	1,033	87	945	1
Budget Override Continuation, No / Continuación del Aumento al Presupuesto, No	1,004	87	914	3
Total Votes Cast	2,037	174	1,859	4

Summary Results Report
 General Election
 November 5, 2024

OFFICIAL RESULTS
 Summary of Votes Cast
 County of Pima

Precinct 217

Statistics	TOTAL	Polls	Early Provisional	s
Registered Voters - Total	1,744			
Ballots Cast - Total	1,412	212	1,184	16
Ballots Cast - Blank	29	7	20	2
Voter Turnout - Total	80.96%			

Presidential Electors

Vote For 1	TOTAL	Polls	Early Provisional	s
HARRIS, KAMALA D.	717	74	633	10
TRUMP, DONALD J.	658	132	520	6
OLIVER, CHASE	11	2	9	0
STEIN, JILL	13	2	11	0
Write-In Totals	5	1	4	0
Write-In: Ayyadurai / Ellis	0	0	0	0
Write-In: Boddie / Stoneham	0	0	0	0
Write-In: De la Cruz / Garcia	1	0	1	0
Write-In: Shelton / Serra	0	0	0	0
Write-In: Skousen / Combs	0	0	0	0
Not Assigned	4	1	3	0
Total Votes Cast	1,404	211	1,177	16

U.S. Senator

Vote For 1	TOTAL	Polls	Early Provisional	s
GALLEGO, RUBEN	739	87	644	8
LAKE, KARI	602	116	479	7
QUINTANA, EDUARDO	38	6	32	0
Write-In Totals	2	0	2	0
Write-In: Williams, Sarah	0	0	0	0
Write-In: Beckett, Christopher	2	0	2	0
Write-In: Sanders, Steven Cavin	0	0	0	0
Write-In: Bozic, David	0	0	0	0
Write-In: Petty, Shawn	0	0	0	0
Write-In: Rodriguez, Benjamin	0	0	0	0
Write-In: Prosser, Jannie "Jannie"	0	0	0	0
Not Assigned	0	0	0	0
Total Votes Cast	1,381	209	1,157	15

Summary Results Report
 General Election
 November 5, 2024

OFFICIAL RESULTS
 Summary of Votes Cast
 County of Pima

Precinct 217

U.S. Representative in Congress District 6

Vote For 1

	TOTAL	Polls	Early Provisional	s
ENGEL, KIRSTEN	702	80	614	8
CISCOMANI, JUAN	630	123	503	4
EASTWOOD, ATHENA	33	4	29	0
Write-In Totals	0	0	0	0
Write-In: Pozzolo, Luis	0	0	0	0
Not Assigned	0	0	0	0
Total Votes Cast	1,365	207	1,146	12

State Senator District 21

Vote For 1

	TOTAL	Polls	Early Provisional	s
GABALDÓN, ROSANNA	891	128	756	7
Write-In Totals	70	9	61	0
Not Assigned	70	9	61	0
Total Votes Cast	961	137	817	7

State Representative Dist. 21

Vote For 2

	TOTAL	Polls	Early Provisional	s
HERNANDEZ, CONSUELO	636	60	574	2
STAHL HAMILTON, STEPHANIE	573	60	509	4
KIBBEY, CHRISTOPHER	627	115	508	4
Write-In Totals	20	2	18	0
Not Assigned	20	2	18	0
Total Votes Cast	1,856	237	1,609	10

Corporation Commissioner

Vote For 3

	TOTAL	Polls	Early Provisional	s
AGUILAR, YLENIA	609	59	543	7
HILL, JONATHON	568	49	513	6
POLACHECK, JOSHUA	531	44	484	3
LOPEZ, RENE	477	85	388	4
MARQUEZ PETERSON, LEA	498	83	409	6
WALDEN, RACHEL	527	89	432	6
CEASE, MIKE	50	9	41	0
LUXENBERG, NINA	54	4	50	0
Write-In Totals	4	0	4	0
Write-In: Bertone, Frank	0	0	0	0
Not Assigned	4	0	4	0
Total Votes Cast	3,318	422	2,864	32

Precinct 217

Board of Supervisors District 4

Vote For 1

	TOTAL	Polls	Early Provisional	S
BECHTOL, VANESSA	678	77	595	6
CHRISTY, STEPHEN W. "STEVE"	636	119	514	3
Write-In Totals	1	0	1	0
Not Assigned	1	0	1	0
Total Votes Cast	1,315	196	1,110	9

County Assessor

Vote For 1

	TOTAL	Polls	Early Provisional	S
DROUBIE, SUZANNE	903	126	764	13
Write-In Totals	59	6	53	0
Not Assigned	59	6	53	0
Total Votes Cast	962	132	817	13

County Attorney

Vote For 1

	TOTAL	Polls	Early Provisional	S
CONOVER, LAURA	762	97	654	11
DRUAN, HOWARD	273	56	215	2
Write-In Totals	34	3	31	0
Not Assigned	34	3	31	0
Total Votes Cast	1,069	156	900	13

County Recorder

Vote For 1

	TOTAL	Polls	Early Provisional	S
CÁZARES-KELLY, GABRIELLA	703	81	614	8
CAMPBELL-GONZALEZ, DOMINIC	590	110	474	6
Write-In Totals	3	1	2	0
Not Assigned	3	1	2	0
Total Votes Cast	1,296	192	1,090	14

County Sheriff

Vote For 1

	TOTAL	Polls	Early Provisional	S
NANOS, CHRIS	598	66	524	8
LAPPIN, HEATHER	714	129	578	7
Write-In Totals	9	1	8	0
Write-In: Di Genova, Trista	0	0	0	0
Not Assigned	9	1	8	0
Total Votes Cast	1,321	196	1,110	15

Precinct 217

County Superintendent of Schools

Vote For 1

	TOTAL	Polls	Early Provisional	S
WILLIAMS, DUSTIN	882	120	750	12
Write-In Totals	62	7	55	0
Not Assigned	62	7	55	0
Total Votes Cast	944	127	805	12

County Treasurer

Vote For 1

	TOTAL	Polls	Early Provisional	S
JOHNSON, BRIAN	640	71	564	5
ACKERLEY, CHRIS	665	122	534	9
Write-In Totals	2	0	2	0
Not Assigned	2	0	2	0
Total Votes Cast	1,307	193	1,100	14

Constable Precinct 7

Vote For 1

	TOTAL	Polls	Early Provisional	S
SCHENEK JR., THOMAS	956	162	787	7
Write-In Totals	37	1	35	1
Not Assigned	37	1	35	1
Total Votes Cast	993	163	822	8

KING, KATHRYN H.

Vote For 1

	TOTAL	Polls	Early Provisional	S
Yes / Si	630	109	515	6
No	483	52	425	6
Total Votes Cast	1,113	161	940	12

BOLICK, CLINT

Vote For 1

	TOTAL	Polls	Early Provisional	S
Yes / Si	603	102	494	7
No	509	58	446	5
Total Votes Cast	1,112	160	940	12

ECKERSTROM, PETER J.

Vote For 1

	TOTAL	Polls	Early Provisional	S
Yes / Si	734	105	621	8
No	316	47	265	4
Total Votes Cast	1,050	152	886	12

Precinct 217

STARING, CHRISTOPHER P.

Vote For 1

	TOTAL	Polls	Early Provisional	S
Yes / Si	691	106	579	6
No	360	47	307	6
Total Votes Cast	1,051	153	886	12

GRIFFIN, BRENDEN J.

Vote For 1

	TOTAL	Polls	Early Provisional	S
Yes / Si	709	107	595	7
No	320	40	275	5
Total Votes Cast	1,029	147	870	12

LEE, KENNETH

Vote For 1

	TOTAL	Polls	Early Provisional	S
Yes / Si	727	107	613	7
No	304	40	259	5
Total Votes Cast	1,031	147	872	12

BRYSON, KYLE A.

Vote For 1

	TOTAL	Polls	Early Provisional	S
Yes / Si	734	109	616	9
No	289	36	250	3
Total Votes Cast	1,023	145	866	12

COHEN, GARY J.

Vote For 1

	TOTAL	Polls	Early Provisional	S
Yes / Si	709	108	593	8
No	317	39	275	3
Total Votes Cast	1,026	147	868	11

GORDON, RICHARD E.

Vote For 1

	TOTAL	Polls	Early Provisional	S
Yes / Si	722	106	609	7
No	297	39	254	4
Total Votes Cast	1,019	145	863	11

Precinct 217

BUTLER, MICHAEL J.

Vote For 1

	TOTAL	Polls	Early Provisional	S
Yes / Si	742	107	628	7
No	284	39	241	4
Total Votes Cast	1,026	146	869	11

YEHLING, WAYNE E.

Vote For 1

	TOTAL	Polls	Early Provisional	S
Yes / Si	724	105	611	8
No	300	40	257	3
Total Votes Cast	1,024	145	868	11

CONSTANT, DANIELLE J.K.

Vote For 1

	TOTAL	Polls	Early Provisional	S
Yes / Si	699	109	582	8
No	326	38	284	4
Total Votes Cast	1,025	147	866	12

METCALF, D. DOUGLAS

Vote For 1

	TOTAL	Polls	Early Provisional	S
Yes / Si	723	107	608	8
No	304	40	260	4
Total Votes Cast	1,027	147	868	12

MCGINLEY, CASEY F.

Vote For 1

	TOTAL	Polls	Early Provisional	S
Yes / Si	734	107	619	8
No	293	39	250	4
Total Votes Cast	1,027	146	869	12

SAKALL, GREG

Vote For 1

	TOTAL	Polls	Early Provisional	S
Yes / Si	716	104	604	8
No	313	43	266	4
Total Votes Cast	1,029	147	870	12

Precinct 217

WAGENER, JOAN L.

Vote For 1		TOTAL	Polls	Early Provisional	S
Yes / Si		718	104	606	8
No		308	42	262	4
Total Votes Cast		1,026	146	868	12

JOHNSON, KELLIE L.

Vote For 1		TOTAL	Polls	Early Provisional	S
Yes / Si		654	100	545	9
No		385	47	335	3
Total Votes Cast		1,039	147	880	12

ORTIZ, KIMBERLY H.

Vote For 1		TOTAL	Polls	Early Provisional	S
Yes / Si		743	110	625	8
No		282	36	242	4
Total Votes Cast		1,025	146	867	12

MCDONALD, SCOTT DAVID

Vote For 1		TOTAL	Polls	Early Provisional	S
Yes / Si		708	111	591	6
No		321	37	278	6
Total Votes Cast		1,029	148	869	12

ABRAMS, LISA ILKA

Vote For 1		TOTAL	Polls	Early Provisional	S
Yes / Si		736	110	618	8
No		293	39	250	4
Total Votes Cast		1,029	149	868	12

Governing Board - Vail Unified School District No. 20

Vote For 3		TOTAL	Polls	Early Provisional	S
KING, CHRISTOPHER		590	86	501	3
MOORE, LAURA		528	80	445	3
MOTHERSHED, JOHN		230	40	187	3
PRATT, ALLISON		574	73	499	2
TIPPETT, CALLIE BASHAM		624	67	552	5
Write-In Totals		31	1	30	0
Not Assigned		31	1	30	0
Total Votes Cast		2,577	347	2,214	16

Precinct 217

PROPOSITION 133

Vote For 1

	TOTAL	Polls	Early Provisional	S
Yes / Si	565	89	466	10
No	699	94	601	4
Total Votes Cast	1,264	183	1,067	14

PROPOSITION 134

Vote For 1

	TOTAL	Polls	Early Provisional	S
Yes / Si	509	84	416	9
No	749	97	647	5
Total Votes Cast	1,258	181	1,063	14

PROPOSITION 135

Vote For 1

	TOTAL	Polls	Early Provisional	S
Yes / Si	605	92	505	8
No	651	91	554	6
Total Votes Cast	1,256	183	1,059	14

PROPOSITION 136

Vote For 1

	TOTAL	Polls	Early Provisional	S
Yes / Si	453	76	371	6
No	793	104	682	7
Total Votes Cast	1,246	180	1,053	13

PROPOSITION 137

Vote For 1

	TOTAL	Polls	Early Provisional	S
Yes / Si	275	45	224	6
No	955	134	814	7
Total Votes Cast	1,230	179	1,038	13

PROPOSITION 138

Vote For 1

	TOTAL	Polls	Early Provisional	S
Yes / Si	292	57	231	4
No	988	129	849	10
Total Votes Cast	1,280	186	1,080	14

Precinct 217

PROPOSITION 139

Vote For 1

	TOTAL	Polls	Early Provisional	S
Yes / Si	882	127	745	10
No	465	74	387	4
Total Votes Cast	1,347	201	1,132	14

PROPOSITION 140

Vote For 1

	TOTAL	Polls	Early Provisional	S
Yes / Si	681	98	573	10
No	623	96	524	3
Total Votes Cast	1,304	194	1,097	13

PROPOSITION 311

Vote For 1

	TOTAL	Polls	Early Provisional	S
Yes / Si	900	142	748	10
No	422	54	364	4
Total Votes Cast	1,322	196	1,112	14

PROPOSITION 312

Vote For 1

	TOTAL	Polls	Early Provisional	S
Yes / Si	838	137	690	11
No	468	54	411	3
Total Votes Cast	1,306	191	1,101	14

PROPOSITION 313

Vote For 1

	TOTAL	Polls	Early Provisional	S
Yes / Si	866	144	710	12
No	419	46	371	2
Total Votes Cast	1,285	190	1,081	14

PROPOSITION 314

Vote For 1

	TOTAL	Polls	Early Provisional	S
Yes / Si	783	136	637	10
No	490	50	436	4
Total Votes Cast	1,273	186	1,073	14

Precinct 217

PROPOSITION 315

Vote For 1

	TOTAL	Polls	Early Provisional	S
Yes / Si	576	102	467	7
No	645	78	561	6
Total Votes Cast	1,221	180	1,028	13

Summary Results Report
 General Election
 November 5, 2024

OFFICIAL RESULTS
 Summary of Votes Cast
 County of Pima

Precinct 218

Statistics	TOTAL	Polls	Early Provisional	s
Registered Voters - Total	5,731			
Ballots Cast - Total	4,968	513	4,425	30
Ballots Cast - Blank	66	15	50	1
Voter Turnout - Total	86.69%			

Presidential Electors

Vote For 1	TOTAL	Polls	Early Provisional	s
HARRIS, KAMALA D.	2,637	160	2,465	12
TRUMP, DONALD J.	2,229	334	1,877	18
OLIVER, CHASE	36	8	28	0
STEIN, JILL	28	5	23	0
Write-In Totals	18	2	16	0
Write-In: Ayyadurai / Ellis	0	0	0	0
Write-In: Boddie / Stoneham	0	0	0	0
Write-In: De la Cruz / Garcia	0	0	0	0
Write-In: Shelton / Serra	0	0	0	0
Write-In: Skousen / Combs	0	0	0	0
Not Assigned	18	2	16	0
Total Votes Cast	4,948	509	4,409	30

U.S. Senator

Vote For 1	TOTAL	Polls	Early Provisional	s
GALLEGO, RUBEN	2,721	185	2,522	14
LAKE, KARI	2,032	300	1,718	14
QUINTANA, EDUARDO	94	13	79	2
Write-In Totals	10	0	10	0
Write-In: Williams, Sarah	0	0	0	0
Write-In: Beckett, Christopher	1	0	1	0
Write-In: Sanders, Steven Cavin	0	0	0	0
Write-In: Bozic, David	0	0	0	0
Write-In: Petty, Shawn	0	0	0	0
Write-In: Rodriguez, Benjamin	0	0	0	0
Write-In: Prosser, Jannie "Jannie"	0	0	0	0
Not Assigned	9	0	9	0
Total Votes Cast	4,857	498	4,329	30

Summary Results Report
 General Election
 November 5, 2024

OFFICIAL RESULTS
 Summary of Votes Cast
 County of Pima

Precinct 218

U.S. Representative in Congress District 6

Vote For 1

	TOTAL	Polls	Early Provisional	S
ENGEL, KIRSTEN	2,483	156	2,316	11
CISCOMANI, JUAN	2,253	328	1,909	16
EASTWOOD, ATHENA	97	13	82	2
Write-In Totals	5	0	5	0
Write-In: Pozzolo, Luis	0	0	0	0
Not Assigned	5	0	5	0
Total Votes Cast	4,838	497	4,312	29

State Senator District 17

Vote For 1

	TOTAL	Polls	Early Provisional	S
MCLEAN, JOHN	2,615	172	2,430	13
LEACH, VENDEN "VINCE"	2,141	314	1,814	13
Write-In Totals	14	1	13	0
Not Assigned	14	1	13	0
Total Votes Cast	4,770	487	4,257	26

State Representative Dist. 17

Vote For 2

	TOTAL	Polls	Early Provisional	S
VOLK, KEVIN	2,623	165	2,446	12
JONES, RACHEL	1,913	223	1,685	5
MCGARR, CORY	1,916	267	1,638	11
Write-In Totals	33	2	31	0
Not Assigned	33	2	31	0
Total Votes Cast	6,485	657	5,800	28

Corporation Commissioner

Vote For 3

	TOTAL	Polls	Early Provisional	S
AGUILAR, YLENIA	2,259	119	2,130	10
HILL, JONATHON	2,211	98	2,104	9
POLACHECK, JOSHUA	2,108	101	1,998	9
LOPEZ, RENE	1,915	244	1,661	10
MARQUEZ PETERSON, LEA	1,891	227	1,658	6
WALDEN, RACHEL	1,955	268	1,679	8
CEASE, MIKE	141	30	110	1
LUXENBERG, NINA	164	23	141	0
Write-In Totals	16	0	16	0
Write-In: Bertone, Frank	1	0	1	0
Not Assigned	15	0	15	0
Total Votes Cast	12,660	1,110	11,497	53

Precinct 218

Board of Supervisors District 4

Vote For 1

	TOTAL	Polls	Early Provisional	S
BECHTOL, VANESSA	2,399	147	2,240	12
CHRISTY, STEPHEN W. "STEVE"	2,285	326	1,947	12
Write-In Totals	5	1	4	0
Not Assigned	5	1	4	0
Total Votes Cast	4,689	474	4,191	24

County Assessor

Vote For 1

	TOTAL	Polls	Early Provisional	S
DROUBIE, SUZANNE	3,218	283	2,917	18
Write-In Totals	150	23	126	1
Not Assigned	150	23	126	1
Total Votes Cast	3,368	306	3,043	19

County Attorney

Vote For 1

	TOTAL	Polls	Early Provisional	S
CONOVER, LAURA	2,773	206	2,551	16
DRUAN, HOWARD	928	153	772	3
Write-In Totals	74	7	66	1
Not Assigned	74	7	66	1
Total Votes Cast	3,775	366	3,389	20

County Recorder

Vote For 1

	TOTAL	Polls	Early Provisional	S
CÁZARES-KELLY, GABRIELLA	2,564	158	2,390	16
CAMPBELL-GONZALEZ, DOMINIC	2,033	299	1,724	10
Write-In Totals	10	1	9	0
Not Assigned	10	1	9	0
Total Votes Cast	4,607	458	4,123	26

County Sheriff

Vote For 1

	TOTAL	Polls	Early Provisional	S
NANOS, CHRIS	2,179	156	2,010	13
LAPPIN, HEATHER	2,499	325	2,160	14
Write-In Totals	19	2	17	0
Write-In: Di Genova, Trista	2	0	2	0
Not Assigned	17	2	15	0
Total Votes Cast	4,697	483	4,187	27

Precinct 218

County Superintendent of Schools

Vote For 1

	TOTAL	Polls	Early Provisional	S
WILLIAMS, DUSTIN	3,181	280	2,883	18
Write-In Totals	136	16	119	1
Not Assigned	136	16	119	1
Total Votes Cast	3,317	296	3,002	19

County Treasurer

Vote For 1

	TOTAL	Polls	Early Provisional	S
JOHNSON, BRIAN	2,301	137	2,149	15
ACKERLEY, CHRIS	2,346	330	2,005	11
Write-In Totals	9	1	8	0
Not Assigned	9	1	8	0
Total Votes Cast	4,656	468	4,162	26

Constable Precinct 8

Vote For 1

	TOTAL	Polls	Early Provisional	S
TOTH, CHRISTOPHER	2,335	147	2,175	13
LAKE, BILL	2,253	315	1,927	11
Write-In Totals	9	1	8	0
Not Assigned	9	1	8	0
Total Votes Cast	4,597	463	4,110	24

KING, KATHRYN H.

Vote For 1

	TOTAL	Polls	Early Provisional	S
Yes / Si	2,083	264	1,806	13
No	1,846	123	1,715	8
Total Votes Cast	3,929	387	3,521	21

BOLICK, CLINT

Vote For 1

	TOTAL	Polls	Early Provisional	S
Yes / Si	2,015	244	1,758	13
No	1,897	142	1,747	8
Total Votes Cast	3,912	386	3,505	21

ECKERSTROM, PETER J.

Vote For 1

	TOTAL	Polls	Early Provisional	S
Yes / Si	2,682	254	2,414	14
No	896	115	774	7
Total Votes Cast	3,578	369	3,188	21

Precinct 218

STARING, CHRISTOPHER P.

Vote For 1

	TOTAL	Polls	Early Provisional	S
Yes / Si	2,607	264	2,327	16
No	976	102	869	5
Total Votes Cast	3,583	366	3,196	21

GRIFFIN, BRENDEN J.

Vote For 1

	TOTAL	Polls	Early Provisional	S
Yes / Si	2,572	256	2,303	13
No	885	97	782	6
Total Votes Cast	3,457	353	3,085	19

LEE, KENNETH

Vote For 1

	TOTAL	Polls	Early Provisional	S
Yes / Si	2,622	261	2,349	12
No	828	94	727	7
Total Votes Cast	3,450	355	3,076	19

BRYSON, KYLE A.

Vote For 1

	TOTAL	Polls	Early Provisional	S
Yes / Si	2,654	261	2,382	11
No	790	91	691	8
Total Votes Cast	3,444	352	3,073	19

COHEN, GARY J.

Vote For 1

	TOTAL	Polls	Early Provisional	S
Yes / Si	2,598	261	2,325	12
No	832	90	735	7
Total Votes Cast	3,430	351	3,060	19

GORDON, RICHARD E.

Vote For 1

	TOTAL	Polls	Early Provisional	S
Yes / Si	2,624	266	2,345	13
No	808	90	712	6
Total Votes Cast	3,432	356	3,057	19

Precinct 218

BUTLER, MICHAEL J.

Vote For 1

	TOTAL	Polls	Early Provisional	S
Yes / Si	2,653	268	2,373	12
No	794	87	700	7
Total Votes Cast	3,447	355	3,073	19

YEHLING, WAYNE E.

Vote For 1

	TOTAL	Polls	Early Provisional	S
Yes / Si	2,594	252	2,330	12
No	842	98	737	7
Total Votes Cast	3,436	350	3,067	19

CONSTANT, DANIELLE J.K.

Vote For 1

	TOTAL	Polls	Early Provisional	S
Yes / Si	2,516	255	2,250	11
No	917	96	813	8
Total Votes Cast	3,433	351	3,063	19

METCALF, D. DOUGLAS

Vote For 1

	TOTAL	Polls	Early Provisional	S
Yes / Si	2,597	255	2,330	12
No	841	98	736	7
Total Votes Cast	3,438	353	3,066	19

MCGINLEY, CASEY F.

Vote For 1

	TOTAL	Polls	Early Provisional	S
Yes / Si	2,640	264	2,365	11
No	791	89	694	8
Total Votes Cast	3,431	353	3,059	19

SAKALL, GREG

Vote For 1

	TOTAL	Polls	Early Provisional	S
Yes / Si	2,578	256	2,309	13
No	865	98	761	6
Total Votes Cast	3,443	354	3,070	19

Precinct 218

WAGENER, JOAN L.

Vote For 1

	TOTAL	Polls	Early Provisional	S
Yes / Si	2,594	257	2,327	10
No	836	94	733	9
Total Votes Cast	3,430	351	3,060	19

JOHNSON, KELLIE L.

Vote For 1

	TOTAL	Polls	Early Provisional	S
Yes / Si	2,182	253	1,919	10
No	1,317	104	1,205	8
Total Votes Cast	3,499	357	3,124	18

ORTIZ, KIMBERLY H.

Vote For 1

	TOTAL	Polls	Early Provisional	S
Yes / Si	2,629	262	2,355	12
No	798	91	700	7
Total Votes Cast	3,427	353	3,055	19

MCDONALD, SCOTT DAVID

Vote For 1

	TOTAL	Polls	Early Provisional	S
Yes / Si	2,534	259	2,263	12
No	891	93	791	7
Total Votes Cast	3,425	352	3,054	19

ABRAMS, LISA ILKA

Vote For 1

	TOTAL	Polls	Early Provisional	S
Yes / Si	2,624	263	2,350	11
No	820	89	723	8
Total Votes Cast	3,444	352	3,073	19

Governing Board - Vail Unified School District No. 20

Vote For 3

	TOTAL	Polls	Early Provisional	S
KING, CHRISTOPHER	2,239	191	2,040	8
MOORE, LAURA	1,636	178	1,454	4
MOTHERSHED, JOHN	893	105	786	2
PRATT, ALLISON	2,382	193	2,180	9
TIPPETT, CALLIE BASHAM	2,060	132	1,924	4
Write-In Totals	45	6	39	0
Not Assigned	45	6	39	0
Total Votes Cast	9,255	805	8,423	27

Precinct 218

PROPOSITION 133

Vote For 1

	TOTAL	Polls	Early Provisional	S
Yes / Si	1,641	221	1,409	11
No	2,821	231	2,577	13
Total Votes Cast	4,462	452	3,986	24

PROPOSITION 134

Vote For 1

	TOTAL	Polls	Early Provisional	S
Yes / Si	1,619	207	1,401	11
No	2,853	237	2,602	14
Total Votes Cast	4,472	444	4,003	25

PROPOSITION 135

Vote For 1

	TOTAL	Polls	Early Provisional	S
Yes / Si	1,992	251	1,726	15
No	2,453	193	2,250	10
Total Votes Cast	4,445	444	3,976	25

PROPOSITION 136

Vote For 1

	TOTAL	Polls	Early Provisional	S
Yes / Si	1,410	199	1,197	14
No	2,973	231	2,731	11
Total Votes Cast	4,383	430	3,928	25

PROPOSITION 137

Vote For 1

	TOTAL	Polls	Early Provisional	S
Yes / Si	801	121	672	8
No	3,601	314	3,269	18
Total Votes Cast	4,402	435	3,941	26

PROPOSITION 138

Vote For 1

	TOTAL	Polls	Early Provisional	S
Yes / Si	953	132	813	8
No	3,600	324	3,258	18
Total Votes Cast	4,553	456	4,071	26

Precinct 218

PROPOSITION 139

Vote For 1

	TOTAL	Polls	Early Provisional	S
Yes / Si	3,128	278	2,832	18
No	1,639	212	1,417	10
Total Votes Cast	4,767	490	4,249	28

PROPOSITION 140

Vote For 1

	TOTAL	Polls	Early Provisional	S
Yes / Si	2,024	227	1,780	17
No	2,643	245	2,388	10
Total Votes Cast	4,667	472	4,168	27

PROPOSITION 311

Vote For 1

	TOTAL	Polls	Early Provisional	S
Yes / Si	2,926	362	2,545	19
No	1,755	111	1,634	10
Total Votes Cast	4,681	473	4,179	29

PROPOSITION 312

Vote For 1

	TOTAL	Polls	Early Provisional	S
Yes / Si	2,609	352	2,237	20
No	2,019	115	1,896	8
Total Votes Cast	4,628	467	4,133	28

PROPOSITION 313

Vote For 1

	TOTAL	Polls	Early Provisional	S
Yes / Si	2,646	347	2,280	19
No	1,876	105	1,764	7
Total Votes Cast	4,522	452	4,044	26

PROPOSITION 314

Vote For 1

	TOTAL	Polls	Early Provisional	S
Yes / Si	2,575	347	2,211	17
No	1,896	98	1,790	8
Total Votes Cast	4,471	445	4,001	25

Precinct 218

PROPOSITION 315

Vote For 1

	TOTAL	Polls	Early Provisional	S
Yes / Si	1,894	243	1,638	13
No	2,421	180	2,229	12
Total Votes Cast	4,315	423	3,867	25

Summary Results Report
 General Election
 November 5, 2024

OFFICIAL RESULTS
 Summary of Votes Cast
 County of Pima

Precinct 219

Statistics	TOTAL	Polls	Early Provisional	s
Registered Voters - Total	2,743			
Ballots Cast - Total	2,218	359	1,847	12
Ballots Cast - Blank	31	9	21	1
Voter Turnout - Total	80.86%			

Presidential Electors

Vote For 1	TOTAL	Polls	Early Provisional	s
HARRIS, KAMALA D.	1,071	116	949	6
TRUMP, DONALD J.	1,097	237	854	6
OLIVER, CHASE	15	3	12	0
STEIN, JILL	18	2	16	0
Write-In Totals	8	1	7	0
Write-In: Ayyadurai / Ellis	0	0	0	0
Write-In: Boddie / Stoneham	0	0	0	0
Write-In: De la Cruz / Garcia	0	0	0	0
Write-In: Shelton / Serra	0	0	0	0
Write-In: Skousen / Combs	0	0	0	0
Not Assigned	8	1	7	0
Total Votes Cast	2,209	359	1,838	12

U.S. Senator

Vote For 1	TOTAL	Polls	Early Provisional	s
GALLEGO, RUBEN	1,064	114	945	5
LAKE, KARI	997	219	772	6
QUINTANA, EDUARDO	88	20	68	0
Write-In Totals	2	0	2	0
Write-In: Williams, Sarah	0	0	0	0
Write-In: Beckett, Christopher	0	0	0	0
Write-In: Sanders, Steven Cavin	0	0	0	0
Write-In: Bozic, David	0	0	0	0
Write-In: Petty, Shawn	0	0	0	0
Write-In: Rodriguez, Benjamin	0	0	0	0
Write-In: Prosser, Jannie "Jannie"	0	0	0	0
Not Assigned	2	0	2	0
Total Votes Cast	2,151	353	1,787	11

Precinct 219

U.S. Representative in Congress District 6

Vote For 1

	TOTAL	Polls	Early Provisional	s
ENGEL, KIRSTEN	977	108	863	6
CISCOMANI, JUAN	1,084	223	855	6
EASTWOOD, ATHENA	79	17	62	0
Write-In Totals	2	1	1	0
Write-In: Pozzolo, Luis	0	0	0	0
Not Assigned	2	1	1	0
Total Votes Cast	2,142	349	1,781	12

State Senator District 18

Vote For 1

	TOTAL	Polls	Early Provisional	s
SUNDARESHAN, PRIYA	1,259	171	1,084	4
Write-In Totals	81	14	67	0
Not Assigned	81	14	67	0
Total Votes Cast	1,340	185	1,151	4

State Representative Dist. 18

Vote For 2

	TOTAL	Polls	Early Provisional	s
GUTIERREZ, NANCY	942	84	858	0
MATHIS, CHRIS	881	86	793	2
ROSENBLUM, LEONARD "LEN"	1,071	221	846	4
Write-In Totals	19	0	19	0
Not Assigned	19	0	19	0
Total Votes Cast	2,913	391	2,516	6

Corporation Commissioner

Vote For 3

	TOTAL	Polls	Early Provisional	s
AGUILAR, YLENIA	906	84	819	3
HILL, JONATHON	850	70	777	3
POLACHECK, JOSHUA	779	61	716	2
LOPEZ, RENE	898	173	723	2
MARQUEZ PETERSON, LEA	874	159	713	2
WALDEN, RACHEL	927	172	753	2
CEASE, MIKE	90	24	66	0
LUXENBERG, NINA	115	18	97	0
Write-In Totals	2	0	2	0
Write-In: Bertone, Frank	0	0	0	0
Not Assigned	2	0	2	0
Total Votes Cast	5,441	761	4,666	14

Precinct 219

Board of Supervisors District 1

Vote For 1

	TOTAL	Polls	Early Provisional	S
SCOTT, REX	985	104	879	2
SPAIN, STEVE	1,086	219	864	3
Write-In Totals	5	1	4	0
Not Assigned	5	1	4	0
Total Votes Cast	2,076	324	1,747	5

County Assessor

Vote For 1

	TOTAL	Polls	Early Provisional	S
DROUBIE, SUZANNE	1,299	177	1,115	7
Write-In Totals	67	11	56	0
Not Assigned	67	11	56	0
Total Votes Cast	1,366	188	1,171	7

County Attorney

Vote For 1

	TOTAL	Polls	Early Provisional	S
CONOVER, LAURA	1,099	127	966	6
DRUAN, HOWARD	464	112	350	2
Write-In Totals	33	5	28	0
Not Assigned	33	5	28	0
Total Votes Cast	1,596	244	1,344	8

County Recorder

Vote For 1

	TOTAL	Polls	Early Provisional	S
CÁZARES-KELLY, GABRIELLA	1,042	108	930	4
CAMPBELL-GONZALEZ, DOMINIC	991	206	780	5
Write-In Totals	5	1	4	0
Not Assigned	5	1	4	0
Total Votes Cast	2,038	315	1,714	9

County Sheriff

Vote For 1

	TOTAL	Polls	Early Provisional	S
NANOS, CHRIS	830	87	737	6
LAPPIN, HEATHER	1,246	248	994	4
Write-In Totals	14	1	13	0
Write-In: Di Genova, Trista	2	0	2	0
Not Assigned	12	1	11	0
Total Votes Cast	2,090	336	1,744	10

Precinct 219

County Superintendent of Schools

Vote For 1

	TOTAL	Polls	Early Provisional	S
WILLIAMS, DUSTIN	1,298	180	1,110	8
Write-In Totals	67	13	54	0
Not Assigned	67	13	54	0
Total Votes Cast	1,365	193	1,164	8

County Treasurer

Vote For 1

	TOTAL	Polls	Early Provisional	S
JOHNSON, BRIAN	942	99	838	5
ACKERLEY, CHRIS	1,106	224	878	4
Write-In Totals	5	1	4	0
Not Assigned	5	1	4	0
Total Votes Cast	2,053	324	1,720	9

Justice of the Peace Precinct 6

Vote For 1

	TOTAL	Polls	Early Provisional	S
BALL, ALEXANDER	1,318	189	1,126	3
Write-In Totals	62	11	51	0
Not Assigned	62	11	51	0
Total Votes Cast	1,380	200	1,177	3

Constable Precinct 6

Vote For 1

	TOTAL	Polls	Early Provisional	S
BERNAL, BENNETT L.	1,305	187	1,115	3
Write-In Totals	61	11	50	0
Not Assigned	61	11	50	0
Total Votes Cast	1,366	198	1,165	3

KING, KATHRYN H.

Vote For 1

	TOTAL	Polls	Early Provisional	S
Yes / Si	1,020	179	837	4
No	727	87	638	2
Total Votes Cast	1,747	266	1,475	6

BOLICK, CLINT

Vote For 1

	TOTAL	Polls	Early Provisional	S
Yes / Si	979	180	799	0
No	747	83	659	5
Total Votes Cast	1,726	263	1,458	5

Precinct 219

ECKERSTROM, PETER J.

Vote For 1

	TOTAL	Polls	Early Provisional	S
Yes / Si	1,140	173	965	2
No	493	80	409	4
Total Votes Cast	1,633	253	1,374	6

STARING, CHRISTOPHER P.

Vote For 1

	TOTAL	Polls	Early Provisional	S
Yes / Si	1,151	177	971	3
No	466	74	389	3
Total Votes Cast	1,617	251	1,360	6

GRIFFIN, BRENDEN J.

Vote For 1

	TOTAL	Polls	Early Provisional	S
Yes / Si	1,102	172	928	2
No	489	76	409	4
Total Votes Cast	1,591	248	1,337	6

LEE, KENNETH

Vote For 1

	TOTAL	Polls	Early Provisional	S
Yes / Si	1,114	164	949	1
No	476	83	388	5
Total Votes Cast	1,590	247	1,337	6

BRYSON, KYLE A.

Vote For 1

	TOTAL	Polls	Early Provisional	S
Yes / Si	1,134	166	967	1
No	455	79	371	5
Total Votes Cast	1,589	245	1,338	6

COHEN, GARY J.

Vote For 1

	TOTAL	Polls	Early Provisional	S
Yes / Si	1,125	169	956	0
No	460	80	374	6
Total Votes Cast	1,585	249	1,330	6

Precinct 219

GORDON, RICHARD E.

Vote For 1

	TOTAL	Polls	Early Provisional	S
Yes / Si	1,116	169	945	2
No	461	76	381	4
Total Votes Cast	1,577	245	1,326	6

BUTLER, MICHAEL J.

Vote For 1

	TOTAL	Polls	Early Provisional	S
Yes / Si	1,141	170	969	2
No	448	75	369	4
Total Votes Cast	1,589	245	1,338	6

YEHLING, WAYNE E.

Vote For 1

	TOTAL	Polls	Early Provisional	S
Yes / Si	1,122	166	954	2
No	461	79	378	4
Total Votes Cast	1,583	245	1,332	6

CONSTANT, DANIELLE J.K.

Vote For 1

	TOTAL	Polls	Early Provisional	S
Yes / Si	1,096	172	921	3
No	492	71	418	3
Total Votes Cast	1,588	243	1,339	6

METCALF, D. DOUGLAS

Vote For 1

	TOTAL	Polls	Early Provisional	S
Yes / Si	1,120	165	952	3
No	469	83	383	3
Total Votes Cast	1,589	248	1,335	6

MCGINLEY, CASEY F.

Vote For 1

	TOTAL	Polls	Early Provisional	S
Yes / Si	1,141	166	972	3
No	434	80	351	3
Total Votes Cast	1,575	246	1,323	6

Precinct 219

SAKALL, GREG

Vote For 1

	TOTAL	Polls	Early Provisional	S
Yes / Si	1,122	167	953	2
No	452	78	370	4
Total Votes Cast	1,574	245	1,323	6

WAGENER, JOAN L.

Vote For 1

	TOTAL	Polls	Early Provisional	S
Yes / Si	1,133	166	966	1
No	437	77	355	5
Total Votes Cast	1,570	243	1,321	6

JOHNSON, KELLIE L.

Vote For 1

	TOTAL	Polls	Early Provisional	S
Yes / Si	1,044	173	868	3
No	555	71	481	3
Total Votes Cast	1,599	244	1,349	6

ORTIZ, KIMBERLY H.

Vote For 1

	TOTAL	Polls	Early Provisional	S
Yes / Si	1,173	182	988	3
No	402	63	336	3
Total Votes Cast	1,575	245	1,324	6

MCDONALD, SCOTT DAVID

Vote For 1

	TOTAL	Polls	Early Provisional	S
Yes / Si	1,126	169	955	2
No	455	76	375	4
Total Votes Cast	1,581	245	1,330	6

ABRAMS, LISA ILKA

Vote For 1

	TOTAL	Polls	Early Provisional	S
Yes / Si	1,151	175	973	3
No	440	70	367	3
Total Votes Cast	1,591	245	1,340	6

Precinct 219

Governing Board - Flowing Wells Unified School District No. 8

Vote For 3

	TOTAL	Polls	Early Provisional	S
DAILY, KEVIN	802	91	710	1
DELGADO JR., JOSEPH	850	139	710	1
EFFING, WENDY J.	1,043	135	908	0
MILLER, STEPHANIE	1,045	131	913	1
Write-In Totals	12	0	12	0
Not Assigned	12	0	12	0
Total Votes Cast	3,752	496	3,253	3

PROPOSITION 133

Vote For 1

	TOTAL	Polls	Early Provisional	S
Yes / Si	737	136	596	5
No	1,233	184	1,044	5
Total Votes Cast	1,970	320	1,640	10

PROPOSITION 134

Vote For 1

	TOTAL	Polls	Early Provisional	S
Yes / Si	748	129	613	6
No	1,228	181	1,043	4
Total Votes Cast	1,976	310	1,656	10

PROPOSITION 135

Vote For 1

	TOTAL	Polls	Early Provisional	S
Yes / Si	864	151	706	7
No	1,096	161	932	3
Total Votes Cast	1,960	312	1,638	10

PROPOSITION 136

Vote For 1

	TOTAL	Polls	Early Provisional	S
Yes / Si	642	124	513	5
No	1,298	182	1,113	3
Total Votes Cast	1,940	306	1,626	8

PROPOSITION 137

Vote For 1

	TOTAL	Polls	Early Provisional	S
Yes / Si	392	77	311	4
No	1,553	230	1,317	6
Total Votes Cast	1,945	307	1,628	10

Precinct 219

PROPOSITION 138

Vote For 1

	TOTAL	Polls	Early Provisional	S
Yes / Si	410	64	342	4
No	1,612	262	1,344	6
Total Votes Cast	2,022	326	1,686	10

PROPOSITION 139

Vote For 1

	TOTAL	Polls	Early Provisional	S
Yes / Si	1,339	179	1,153	7
No	782	162	616	4
Total Votes Cast	2,121	341	1,769	11

PROPOSITION 140

Vote For 1

	TOTAL	Polls	Early Provisional	S
Yes / Si	839	156	680	3
No	1,228	174	1,047	7
Total Votes Cast	2,067	330	1,727	10

PROPOSITION 311

Vote For 1

	TOTAL	Polls	Early Provisional	S
Yes / Si	1,271	213	1,050	8
No	802	117	682	3
Total Votes Cast	2,073	330	1,732	11

PROPOSITION 312

Vote For 1

	TOTAL	Polls	Early Provisional	S
Yes / Si	1,237	213	1,016	8
No	819	116	701	2
Total Votes Cast	2,056	329	1,717	10

PROPOSITION 313

Vote For 1

	TOTAL	Polls	Early Provisional	S
Yes / Si	1,317	240	1,070	7
No	704	88	613	3
Total Votes Cast	2,021	328	1,683	10

Precinct 219

PROPOSITION 314

Vote For 1

	TOTAL	Polls	Early Provisional	S
Yes / Si	1,206	223	976	7
No	794	92	700	2
Total Votes Cast	2,000	315	1,676	9

PROPOSITION 315

Vote For 1

	TOTAL	Polls	Early Provisional	S
Yes / Si	851	150	697	4
No	1,072	158	910	4
Total Votes Cast	1,923	308	1,607	8

Summary Results Report
 General Election
 November 5, 2024

OFFICIAL RESULTS
 Summary of Votes Cast
 County of Pima

Precinct 220

Statistics	TOTAL	Polls	Early Provisional	s
Registered Voters - Total	3,169			
Ballots Cast - Total	2,865	242	2,616	7
Ballots Cast - Blank	39	10	27	2
Voter Turnout - Total	90.41%			

Presidential Electors

Vote For 1	TOTAL	Polls	Early Provisional	s
HARRIS, KAMALA D.	1,446	74	1,369	3
TRUMP, DONALD J.	1,348	160	1,184	4
OLIVER, CHASE	19	4	15	0
STEIN, JILL	21	2	19	0
Write-In Totals	5	1	4	0
Write-In: Ayyadurai / Ellis	0	0	0	0
Write-In: Boddie / Stoneham	0	0	0	0
Write-In: De la Cruz / Garcia	0	0	0	0
Write-In: Shelton / Serra	0	0	0	0
Write-In: Skousen / Combs	0	0	0	0
Not Assigned	5	1	4	0
Total Votes Cast	2,839	241	2,591	7

U.S. Senator

Vote For 1	TOTAL	Polls	Early Provisional	s
GALLEGO, RUBEN	1,491	77	1,411	3
LAKE, KARI	1,255	148	1,103	4
QUINTANA, EDUARDO	65	12	53	0
Write-In Totals	3	1	2	0
Write-In: Williams, Sarah	0	0	0	0
Write-In: Beckett, Christopher	1	1	0	0
Write-In: Sanders, Steven Cavin	0	0	0	0
Write-In: Bozic, David	0	0	0	0
Write-In: Petty, Shawn	0	0	0	0
Write-In: Rodriguez, Benjamin	0	0	0	0
Write-In: Prosser, Jannie "Jannie"	0	0	0	0
Not Assigned	2	0	2	0
Total Votes Cast	2,814	238	2,569	7

Summary Results Report
 General Election
 November 5, 2024

OFFICIAL RESULTS
 Summary of Votes Cast
 County of Pima

Precinct 220

U.S. Representative in Congress District 6

Vote For 1

	TOTAL	Polls	Early Provisional	S
ENGEL, KIRSTEN	1,379	67	1,310	2
CISCOMANI, JUAN	1,357	159	1,194	4
EASTWOOD, ATHENA	62	8	53	1
Write-In Totals	7	0	7	0
Write-In: Pozzolo, Luis	1	0	1	0
Not Assigned	6	0	6	0
Total Votes Cast	2,805	234	2,564	7

State Senator District 17

Vote For 1

	TOTAL	Polls	Early Provisional	S
MCLEAN, JOHN	1,446	79	1,363	4
LEACH, VENDEN "VINCE"	1,320	150	1,167	3
Write-In Totals	4	0	4	0
Not Assigned	4	0	4	0
Total Votes Cast	2,770	229	2,534	7

State Representative Dist. 17

Vote For 2

	TOTAL	Polls	Early Provisional	S
VOLK, KEVIN	1,435	71	1,360	4
JONES, RACHEL	1,196	122	1,073	1
MCGARR, CORY	1,236	139	1,095	2
Write-In Totals	8	0	8	0
Not Assigned	8	0	8	0
Total Votes Cast	3,875	332	3,536	7

Corporation Commissioner

Vote For 3

	TOTAL	Polls	Early Provisional	S
AGUILAR, YLENIA	1,231	50	1,178	3
HILL, JONATHON	1,289	58	1,229	2
POLACHECK, JOSHUA	1,213	52	1,161	0
LOPEZ, RENE	1,186	116	1,070	0
MARQUEZ PETERSON, LEA	1,228	119	1,109	0
WALDEN, RACHEL	1,245	136	1,107	2
CEASE, MIKE	76	7	69	0
LUXENBERG, NINA	98	8	90	0
Write-In Totals	6	4	2	0
Write-In: Bertone, Frank	0	0	0	0
Not Assigned	6	4	2	0
Total Votes Cast	7,572	550	7,015	7

Precinct 220

Board of Supervisors District 1

Vote For 1

	TOTAL	Polls	Early Provisional	S
SCOTT, REX	1,369	65	1,300	4
SPAIN, STEVE	1,379	160	1,216	3
Write-In Totals	1	0	1	0
Not Assigned	1	0	1	0
Total Votes Cast	2,749	225	2,517	7

County Assessor

Vote For 1

	TOTAL	Polls	Early Provisional	S
DROUBIE, SUZANNE	1,779	118	1,657	4
Write-In Totals	71	8	63	0
Not Assigned	71	8	63	0
Total Votes Cast	1,850	126	1,720	4

County Attorney

Vote For 1

	TOTAL	Polls	Early Provisional	S
CONOVER, LAURA	1,538	85	1,450	3
DRUAN, HOWARD	560	68	491	1
Write-In Totals	28	5	23	0
Not Assigned	28	5	23	0
Total Votes Cast	2,126	158	1,964	4

County Recorder

Vote For 1

	TOTAL	Polls	Early Provisional	S
CÁZARES-KELLY, GABRIELLA	1,424	78	1,343	3
CAMPBELL-GONZALEZ, DOMINIC	1,250	137	1,109	4
Write-In Totals	2	0	2	0
Not Assigned	2	0	2	0
Total Votes Cast	2,676	215	2,454	7

County Sheriff

Vote For 1

	TOTAL	Polls	Early Provisional	S
NANOS, CHRIS	1,227	67	1,156	4
LAPPIN, HEATHER	1,503	162	1,338	3
Write-In Totals	8	0	8	0
Write-In: Di Genova, Trista	1	0	1	0
Not Assigned	7	0	7	0
Total Votes Cast	2,738	229	2,502	7

Precinct 220

County Superintendent of Schools

Vote For 1

	TOTAL	Polls	Early Provisional	S
WILLIAMS, DUSTIN	1,743	115	1,624	4
Write-In Totals	73	9	63	1
Not Assigned	73	9	63	1
Total Votes Cast	1,816	124	1,687	5

County Treasurer

Vote For 1

	TOTAL	Polls	Early Provisional	S
JOHNSON, BRIAN	1,269	62	1,203	4
ACKERLEY, CHRIS	1,446	159	1,284	3
Write-In Totals	2	0	2	0
Not Assigned	2	0	2	0
Total Votes Cast	2,717	221	2,489	7

Constable Precinct 1

Vote For 1

	TOTAL	Polls	Early Provisional	S
ROOSEVELT, MARK	1,307	69	1,235	3
ROWLAND, DANIEL	1,351	148	1,199	4
Write-In Totals	5	0	5	0
Not Assigned	5	0	5	0
Total Votes Cast	2,663	217	2,439	7

KING, KATHRYN H.

Vote For 1

	TOTAL	Polls	Early Provisional	S
Yes / Si	1,133	118	1,014	1
No	1,130	54	1,071	5
Total Votes Cast	2,263	172	2,085	6

BOLICK, CLINT

Vote For 1

	TOTAL	Polls	Early Provisional	S
Yes / Si	1,102	112	988	2
No	1,147	58	1,085	4
Total Votes Cast	2,249	170	2,073	6

ECKERSTROM, PETER J.

Vote For 1

	TOTAL	Polls	Early Provisional	S
Yes / Si	1,496	107	1,387	2
No	480	51	425	4
Total Votes Cast	1,976	158	1,812	6

Precinct 220

STARING, CHRISTOPHER P.

Vote For 1

	TOTAL	Polls	Early Provisional	S
Yes / Si	1,479	115	1,363	1
No	495	45	445	5
Total Votes Cast	1,974	160	1,808	6

GRIFFIN, BRENDEN J.

Vote For 1

	TOTAL	Polls	Early Provisional	S
Yes / Si	1,425	112	1,310	3
No	487	52	432	3
Total Votes Cast	1,912	164	1,742	6

LEE, KENNETH

Vote For 1

	TOTAL	Polls	Early Provisional	S
Yes / Si	1,456	110	1,344	2
No	448	48	396	4
Total Votes Cast	1,904	158	1,740	6

BRYSON, KYLE A.

Vote For 1

	TOTAL	Polls	Early Provisional	S
Yes / Si	1,481	110	1,369	2
No	432	48	380	4
Total Votes Cast	1,913	158	1,749	6

COHEN, GARY J.

Vote For 1

	TOTAL	Polls	Early Provisional	S
Yes / Si	1,450	106	1,342	2
No	448	51	393	4
Total Votes Cast	1,898	157	1,735	6

GORDON, RICHARD E.

Vote For 1

	TOTAL	Polls	Early Provisional	S
Yes / Si	1,446	108	1,337	1
No	452	50	397	5
Total Votes Cast	1,898	158	1,734	6

Precinct 220

BUTLER, MICHAEL J.

Vote For 1

	TOTAL	Polls	Early Provisional	S
Yes / Si	1,465	108	1,356	1
No	447	49	393	5
Total Votes Cast	1,912	157	1,749	6

YEHLING, WAYNE E.

Vote For 1

	TOTAL	Polls	Early Provisional	S
Yes / Si	1,417	101	1,313	3
No	475	55	417	3
Total Votes Cast	1,892	156	1,730	6

CONSTANT, DANIELLE J.K.

Vote For 1

	TOTAL	Polls	Early Provisional	S
Yes / Si	1,387	108	1,277	2
No	517	48	465	4
Total Votes Cast	1,904	156	1,742	6

METCALF, D. DOUGLAS

Vote For 1

	TOTAL	Polls	Early Provisional	S
Yes / Si	1,425	104	1,318	3
No	474	53	418	3
Total Votes Cast	1,899	157	1,736	6

MCGINLEY, CASEY F.

Vote For 1

	TOTAL	Polls	Early Provisional	S
Yes / Si	1,479	108	1,369	2
No	430	49	378	3
Total Votes Cast	1,909	157	1,747	5

SAKALL, GREG

Vote For 1

	TOTAL	Polls	Early Provisional	S
Yes / Si	1,441	105	1,333	3
No	471	49	419	3
Total Votes Cast	1,912	154	1,752	6

Precinct 220

WAGENER, JOAN L.

	TOTAL	Polls	Early Provisional	S
Vote For 1				
Yes / Si	1,429	108	1,319	2
No	473	50	419	4
Total Votes Cast	1,902	158	1,738	6

JOHNSON, KELLIE L.

	TOTAL	Polls	Early Provisional	S
Vote For 1				
Yes / Si	1,254	108	1,144	2
No	661	49	608	4
Total Votes Cast	1,915	157	1,752	6

ORTIZ, KIMBERLY H.

	TOTAL	Polls	Early Provisional	S
Vote For 1				
Yes / Si	1,455	108	1,345	2
No	447	48	395	4
Total Votes Cast	1,902	156	1,740	6

MCDONALD, SCOTT DAVID

	TOTAL	Polls	Early Provisional	S
Vote For 1				
Yes / Si	1,432	107	1,322	3
No	468	49	416	3
Total Votes Cast	1,900	156	1,738	6

ABRAMS, LISA ILKA

	TOTAL	Polls	Early Provisional	S
Vote For 1				
Yes / Si	1,477	108	1,366	3
No	433	47	383	3
Total Votes Cast	1,910	155	1,749	6

Governing Board - Catalina Foothills Unified School District No. 16

	TOTAL	Polls	Early Provisional	S
Vote For 1				
ARISPE, BROOKE	3	0	3	0
JACKSON, EILEEN	4	0	4	0
Write-In Totals	0	0	0	0
Not Assigned	0	0	0	0
Total Votes Cast	7	0	7	0

Precinct 220

Governing Board - Catalina Foothills Unified School District No. 16

Vote For 2

	TOTAL	Polls	Early Provisional	S
DAVOLI, JACQUELYN	2	0	2	0
LOGUE, TOM	1	0	1	0
PEMBERTON, BART	4	0	4	0
REPSCHER, JENNIFER	4	0	4	0
Write-In Totals	0	0	0	0
Not Assigned	0	0	0	0
Total Votes Cast	11	0	11	0

Governing Board - Tucson Unified School District (TUSD) No. 1

Vote For 3

	TOTAL	Polls	Early Provisional	S
ACOSTA RUIZ, PILAR	716	61	653	2
FLORES, ESTEBAN	732	56	676	0
LUNA ROSE, NATALIE	1,191	82	1,106	3
SHAH, RAVI	1,073	57	1,013	3
SHAW, SADIE	1,104	81	1,021	2
Write-In Totals	37	11	26	0
Not Assigned	37	11	26	0
Total Votes Cast	4,853	348	4,495	10

Board Member Hidden Valley Fire District

Vote For 2

	TOTAL	Polls	Early Provisional	S
ALTER, LEE	0	0	0	0
MILWARD, GREG	1	0	1	0
MULLIGAN, TREVOR	2	0	2	0
Write-In Totals	0	0	0	0
Not Assigned	0	0	0	0
Total Votes Cast	3	0	3	0

PROPOSITION 133

Vote For 1

	TOTAL	Polls	Early Provisional	S
Yes / Si	904	90	812	2
No	1,660	117	1,540	3
Total Votes Cast	2,564	207	2,352	5

PROPOSITION 134

Vote For 1

	TOTAL	Polls	Early Provisional	S
Yes / Si	949	85	862	2
No	1,644	119	1,522	3
Total Votes Cast	2,593	204	2,384	5

Precinct 220

PROPOSITION 135

Vote For 1

	TOTAL	Polls	Early Provisional	S
Yes / Si	1,031	88	940	3
No	1,530	119	1,410	1
Total Votes Cast	2,561	207	2,350	4

PROPOSITION 136

Vote For 1

	TOTAL	Polls	Early Provisional	S
Yes / Si	775	76	696	3
No	1,747	123	1,623	1
Total Votes Cast	2,522	199	2,319	4

PROPOSITION 137

Vote For 1

	TOTAL	Polls	Early Provisional	S
Yes / Si	470	55	415	0
No	2,073	154	1,916	3
Total Votes Cast	2,543	209	2,331	3

PROPOSITION 138

Vote For 1

	TOTAL	Polls	Early Provisional	S
Yes / Si	638	62	575	1
No	1,993	151	1,839	3
Total Votes Cast	2,631	213	2,414	4

PROPOSITION 139

Vote For 1

	TOTAL	Polls	Early Provisional	S
Yes / Si	1,847	131	1,713	3
No	916	99	815	2
Total Votes Cast	2,763	230	2,528	5

PROPOSITION 140

Vote For 1

	TOTAL	Polls	Early Provisional	S
Yes / Si	1,031	109	919	3
No	1,681	110	1,569	2
Total Votes Cast	2,712	219	2,488	5

Precinct 220

PROPOSITION 311

Vote For 1	TOTAL	Polls	Early Provisional	S
Yes / Si	1,536	155	1,378	3
No	1,169	66	1,101	2
Total Votes Cast	2,705	221	2,479	5

PROPOSITION 312

Vote For 1	TOTAL	Polls	Early Provisional	S
Yes / Si	1,398	138	1,257	3
No	1,300	81	1,217	2
Total Votes Cast	2,698	219	2,474	5

PROPOSITION 313

Vote For 1	TOTAL	Polls	Early Provisional	S
Yes / Si	1,399	142	1,253	4
No	1,196	64	1,131	1
Total Votes Cast	2,595	206	2,384	5

PROPOSITION 314

Vote For 1	TOTAL	Polls	Early Provisional	S
Yes / Si	1,453	144	1,306	3
No	1,148	58	1,088	2
Total Votes Cast	2,601	202	2,394	5

PROPOSITION 315

Vote For 1	TOTAL	Polls	Early Provisional	S
Yes / Si	1,056	96	959	1
No	1,449	95	1,350	4
Total Votes Cast	2,505	191	2,309	5

Precinct 221

Statistics	TOTAL	Polls	Early Provisional	s
Registered Voters - Total	684			
Ballots Cast - Total	571	76	492	3
Ballots Cast - Blank	12	3	9	0
Voter Turnout - Total	83.48%			

Presidential Electors

Vote For 1	TOTAL	Polls	Early Provisional	s
HARRIS, KAMALA D.	174	10	163	1
TRUMP, DONALD J.	387	65	320	2
OLIVER, CHASE	4	1	3	0
STEIN, JILL	1	0	1	0
Write-In Totals	1	0	1	0
Write-In: Ayyadurai / Ellis	0	0	0	0
Write-In: Boddie / Stoneham	0	0	0	0
Write-In: De la Cruz / Garcia	0	0	0	0
Write-In: Shelton / Serra	0	0	0	0
Write-In: Skousen / Combs	0	0	0	0
Not Assigned	1	0	1	0
Total Votes Cast	567	76	488	3

U.S. Senator

Vote For 1	TOTAL	Polls	Early Provisional	s
GALLEGO, RUBEN	174	9	164	1
LAKE, KARI	367	60	305	2
QUINTANA, EDUARDO	13	3	10	0
Write-In Totals	2	0	2	0
Write-In: Williams, Sarah	0	0	0	0
Write-In: Beckett, Christopher	0	0	0	0
Write-In: Sanders, Steven Cavin	0	0	0	0
Write-In: Bozic, David	0	0	0	0
Write-In: Petty, Shawn	0	0	0	0
Write-In: Rodriguez, Benjamin	0	0	0	0
Write-In: Prosser, Jannie "Jannie"	0	0	0	0
Not Assigned	2	0	2	0
Total Votes Cast	556	72	481	3

Precinct 221

U.S. Representative in Congress District 6

Vote For 1

	TOTAL	Polls	Early Provisional	S
ENGEL, KIRSTEN	167	10	157	0
CISCOMANI, JUAN	366	57	308	1
EASTWOOD, ATHENA	14	3	10	1
Write-In Totals	0	0	0	0
Write-In: Pozzolo, Luis	0	0	0	0
Not Assigned	0	0	0	0
Total Votes Cast	547	70	475	2

State Senator District 17

Vote For 1

	TOTAL	Polls	Early Provisional	S
MCLEAN, JOHN	175	9	165	1
LEACH, VENDEN "VINCE"	373	61	310	2
Write-In Totals	0	0	0	0
Not Assigned	0	0	0	0
Total Votes Cast	548	70	475	3

State Representative Dist. 17

Vote For 2

	TOTAL	Polls	Early Provisional	S
VOLK, KEVIN	164	8	155	1
JONES, RACHEL	340	47	291	2
MCGARR, CORY	311	43	268	0
Write-In Totals	0	0	0	0
Not Assigned	0	0	0	0
Total Votes Cast	815	98	714	3

Corporation Commissioner

Vote For 3

	TOTAL	Polls	Early Provisional	S
AGUILAR, YLENIA	151	7	143	1
HILL, JONATHON	151	8	142	1
POLACHECK, JOSHUA	141	6	134	1
LOPEZ, RENE	317	43	273	1
MARQUEZ PETERSON, LEA	304	36	267	1
WALDEN, RACHEL	338	47	291	0
CEASE, MIKE	22	1	21	0
LUXENBERG, NINA	19	2	17	0
Write-In Totals	3	0	3	0
Write-In: Bertone, Frank	0	0	0	0
Not Assigned	3	0	3	0
Total Votes Cast	1,446	150	1,291	5

Precinct 221

Board of Supervisors District 4

Vote For 1

	TOTAL	Polls	Early Provisional	S
BECHTOL, VANESSA	156	8	148	0
CHRISTY, STEPHEN W. "STEVE"	386	61	323	2
Write-In Totals	4	0	4	0
Not Assigned	4	0	4	0
Total Votes Cast	546	69	475	2

County Assessor

Vote For 1

	TOTAL	Polls	Early Provisional	S
DROUBIE, SUZANNE	274	23	249	2
Write-In Totals	35	9	26	0
Not Assigned	35	9	26	0
Total Votes Cast	309	32	275	2

County Attorney

Vote For 1

	TOTAL	Polls	Early Provisional	S
CONOVER, LAURA	210	12	197	1
DRUAN, HOWARD	151	25	125	1
Write-In Totals	26	8	18	0
Not Assigned	26	8	18	0
Total Votes Cast	387	45	340	2

County Recorder

Vote For 1

	TOTAL	Polls	Early Provisional	S
CÁZARES-KELLY, GABRIELLA	174	9	164	1
CAMPBELL-GONZALEZ, DOMINIC	357	57	298	2
Write-In Totals	4	0	4	0
Not Assigned	4	0	4	0
Total Votes Cast	535	66	466	3

County Sheriff

Vote For 1

	TOTAL	Polls	Early Provisional	S
NANOS, CHRIS	159	10	148	1
LAPPIN, HEATHER	381	59	320	2
Write-In Totals	3	0	3	0
Write-In: Di Genova, Trista	0	0	0	0
Not Assigned	3	0	3	0
Total Votes Cast	543	69	471	3

Precinct 221

County Superintendent of Schools

Vote For 1

	TOTAL	Polls	Early Provisional	S
WILLIAMS, DUSTIN	263	22	239	2
Write-In Totals	44	9	35	0
Not Assigned	44	9	35	0
Total Votes Cast	307	31	274	2

County Treasurer

Vote For 1

	TOTAL	Polls	Early Provisional	S
JOHNSON, BRIAN	158	9	148	1
ACKERLEY, CHRIS	382	59	321	2
Write-In Totals	2	0	2	0
Not Assigned	2	0	2	0
Total Votes Cast	542	68	471	3

Constable Precinct 7

Vote For 1

	TOTAL	Polls	Early Provisional	S
SCHENEK JR., THOMAS	429	63	364	2
Write-In Totals	4	0	4	0
Not Assigned	4	0	4	0
Total Votes Cast	433	63	368	2

KING, KATHRYN H.

Vote For 1

	TOTAL	Polls	Early Provisional	S
Yes / Si	267	37	229	1
No	174	17	156	1
Total Votes Cast	441	54	385	2

BOLICK, CLINT

Vote For 1

	TOTAL	Polls	Early Provisional	S
Yes / Si	259	33	225	1
No	178	21	156	1
Total Votes Cast	437	54	381	2

ECKERSTROM, PETER J.

Vote For 1

	TOTAL	Polls	Early Provisional	S
Yes / Si	275	32	242	1
No	135	21	113	1
Total Votes Cast	410	53	355	2

Precinct 221

STARING, CHRISTOPHER P.

Vote For 1

	TOTAL	Polls	Early Provisional	S
Yes / Si	283	35	247	1
No	119	15	103	1
Total Votes Cast	402	50	350	2

GRIFFIN, BRENDEN J.

Vote For 1

	TOTAL	Polls	Early Provisional	S
Yes / Si	275	34	239	2
No	120	15	105	0
Total Votes Cast	395	49	344	2

LEE, KENNETH

Vote For 1

	TOTAL	Polls	Early Provisional	S
Yes / Si	267	32	234	1
No	124	17	107	0
Total Votes Cast	391	49	341	1

BRYSON, KYLE A.

Vote For 1

	TOTAL	Polls	Early Provisional	S
Yes / Si	270	34	235	1
No	118	15	102	1
Total Votes Cast	388	49	337	2

COHEN, GARY J.

Vote For 1

	TOTAL	Polls	Early Provisional	S
Yes / Si	267	32	233	2
No	120	17	103	0
Total Votes Cast	387	49	336	2

GORDON, RICHARD E.

Vote For 1

	TOTAL	Polls	Early Provisional	S
Yes / Si	272	34	236	2
No	117	15	102	0
Total Votes Cast	389	49	338	2

Precinct 221

BUTLER, MICHAEL J.

Vote For 1

	TOTAL	Polls	Early Provisional	S
Yes / Si	269	33	235	1
No	120	16	103	1
Total Votes Cast	389	49	338	2

YEHLING, WAYNE E.

Vote For 1

	TOTAL	Polls	Early Provisional	S
Yes / Si	264	30	232	2
No	124	18	106	0
Total Votes Cast	388	48	338	2

CONSTANT, DANIELLE J.K.

Vote For 1

	TOTAL	Polls	Early Provisional	S
Yes / Si	263	32	229	2
No	125	16	109	0
Total Votes Cast	388	48	338	2

METCALF, D. DOUGLAS

Vote For 1

	TOTAL	Polls	Early Provisional	S
Yes / Si	265	32	232	1
No	121	16	104	1
Total Votes Cast	386	48	336	2

MCGINLEY, CASEY F.

Vote For 1

	TOTAL	Polls	Early Provisional	S
Yes / Si	265	31	232	2
No	121	17	104	0
Total Votes Cast	386	48	336	2

SAKALL, GREG

Vote For 1

	TOTAL	Polls	Early Provisional	S
Yes / Si	263	29	233	1
No	125	18	106	1
Total Votes Cast	388	47	339	2

Precinct 221

WAGENER, JOAN L.

Vote For 1

	TOTAL	Polls	Early Provisional	S
Yes / Si	270	32	236	2
No	118	16	102	0
Total Votes Cast	388	48	338	2

JOHNSON, KELLIE L.

Vote For 1

	TOTAL	Polls	Early Provisional	S
Yes / Si	254	31	221	2
No	146	18	128	0
Total Votes Cast	400	49	349	2

ORTIZ, KIMBERLY H.

Vote For 1

	TOTAL	Polls	Early Provisional	S
Yes / Si	279	35	243	1
No	108	12	95	1
Total Votes Cast	387	47	338	2

MCDONALD, SCOTT DAVID

Vote For 1

	TOTAL	Polls	Early Provisional	S
Yes / Si	261	33	227	1
No	129	15	114	0
Total Votes Cast	390	48	341	1

ABRAMS, LISA ILKA

Vote For 1

	TOTAL	Polls	Early Provisional	S
Yes / Si	267	32	233	2
No	123	16	107	0
Total Votes Cast	390	48	340	2

Governing Board - Vail Unified School District No. 20

Vote For 3

	TOTAL	Polls	Early Provisional	S
KING, CHRISTOPHER	221	23	197	1
MOORE, LAURA	186	18	167	1
MOTHERSHED, JOHN	115	9	106	0
PRATT, ALLISON	214	21	192	1
TIPPETT, CALLIE BASHAM	168	15	153	0
Write-In Totals	3	1	2	0
Not Assigned	3	1	2	0
Total Votes Cast	907	87	817	3

Precinct 221

Board Member Mescal-J6 Fire District

Vote For 2

	TOTAL	Polls	Early Provisional	s
HUERTA, ROBERT	78	11	67	0
NERVIK, MICHAEL	108	11	97	0
SALCIDO, SONJA	73	6	67	0
Write-In Totals	2	1	1	0
Not Assigned	2	1	1	0
Total Votes Cast	261	29	232	0

PROPOSITION 133

Vote For 1

	TOTAL	Polls	Early Provisional	s
Yes / Si	201	30	170	1
No	300	38	260	2
Total Votes Cast	501	68	430	3

PROPOSITION 134

Vote For 1

	TOTAL	Polls	Early Provisional	s
Yes / Si	226	36	187	3
No	282	31	251	0
Total Votes Cast	508	67	438	3

PROPOSITION 135

Vote For 1

	TOTAL	Polls	Early Provisional	s
Yes / Si	259	42	214	3
No	244	23	221	0
Total Votes Cast	503	65	435	3

PROPOSITION 136

Vote For 1

	TOTAL	Polls	Early Provisional	s
Yes / Si	192	33	156	3
No	311	34	277	0
Total Votes Cast	503	67	433	3

PROPOSITION 137

Vote For 1

	TOTAL	Polls	Early Provisional	s
Yes / Si	93	9	82	2
No	415	56	358	1
Total Votes Cast	508	65	440	3

Precinct 221

PROPOSITION 138

Vote For 1

	TOTAL	Polls	Early Provisional	s
Yes / Si	145	26	116	3
No	380	44	336	0
Total Votes Cast	525	70	452	3

PROPOSITION 139

Vote For 1

	TOTAL	Polls	Early Provisional	s
Yes / Si	275	33	240	2
No	272	40	231	1
Total Votes Cast	547	73	471	3

PROPOSITION 140

Vote For 1

	TOTAL	Polls	Early Provisional	s
Yes / Si	207	20	186	1
No	329	48	279	2
Total Votes Cast	536	68	465	3

PROPOSITION 311

Vote For 1

	TOTAL	Polls	Early Provisional	s
Yes / Si	353	52	298	3
No	183	19	164	0
Total Votes Cast	536	71	462	3

PROPOSITION 312

Vote For 1

	TOTAL	Polls	Early Provisional	s
Yes / Si	335	49	283	3
No	189	18	171	0
Total Votes Cast	524	67	454	3

PROPOSITION 313

Vote For 1

	TOTAL	Polls	Early Provisional	s
Yes / Si	360	56	301	3
No	157	11	146	0
Total Votes Cast	517	67	447	3

Precinct 221

PROPOSITION 314

Vote For 1

	TOTAL	Polls	Early Provisional	S
Yes / Si	371	54	314	3
No	146	12	134	0
Total Votes Cast	517	66	448	3

PROPOSITION 315

Vote For 1

	TOTAL	Polls	Early Provisional	S
Yes / Si	268	33	233	2
No	234	29	204	1
Total Votes Cast	502	62	437	3

Summary Results Report
 General Election
 November 5, 2024

OFFICIAL RESULTS
 Summary of Votes Cast
 County of Pima

Precinct 222

Statistics	TOTAL	Polls	Early Provisional	s
Registered Voters - Total	2,272			
Ballots Cast - Total	1,710	410	1,279	21
Ballots Cast - Blank	29	12	15	2
Voter Turnout - Total	75.26%			

Presidential Electors

Vote For 1	TOTAL	Polls	Early Provisional	s
HARRIS, KAMALA D.	552	79	470	3
TRUMP, DONALD J.	1,136	326	792	18
OLIVER, CHASE	6	3	3	0
STEIN, JILL	5	1	4	0
Write-In Totals	6	0	6	0
Write-In: Ayyadurai / Ellis	0	0	0	0
Write-In: Boddie / Stoneham	0	0	0	0
Write-In: De la Cruz / Garcia	1	0	1	0
Write-In: Shelton / Serra	0	0	0	0
Write-In: Skousen / Combs	0	0	0	0
Not Assigned	5	0	5	0
Total Votes Cast	1,705	409	1,275	21

U.S. Senator

Vote For 1	TOTAL	Polls	Early Provisional	s
GALLEGO, RUBEN	597	101	492	4
LAKE, KARI	999	279	705	15
QUINTANA, EDUARDO	55	19	35	1
Write-In Totals	6	0	6	0
Write-In: Williams, Sarah	0	0	0	0
Write-In: Beckett, Christopher	0	0	0	0
Write-In: Sanders, Steven Cavin	0	0	0	0
Write-In: Bozic, David	0	0	0	0
Write-In: Petty, Shawn	0	0	0	0
Write-In: Rodriguez, Benjamin	0	0	0	0
Write-In: Prosser, Jannie "Jannie"	0	0	0	0
Not Assigned	6	0	6	0
Total Votes Cast	1,657	399	1,238	20

U.S. Representative in Congress District 7

Vote For 1	TOTAL	Polls	Early Provisional	s
GRIJALVA, RAÚL M.	527	92	433	2
BUTIEREZ SR., DANIEL FRANCIS	1,090	295	789	6
Write-In Totals	2	1	1	0
Not Assigned	2	1	1	0
Total Votes Cast	1,619	388	1,223	8

Summary Results Report
 General Election
 November 5, 2024

OFFICIAL RESULTS
 Summary of Votes Cast
 County of Pima

Precinct 222

State Senator District 17

Vote For 1

	TOTAL	Polls	Early Provisional	S
MCLEAN, JOHN	589	97	491	1
LEACH, VENDEN "VINCE"	1,025	290	729	6
Write-In Totals	7	2	4	1
Not Assigned	7	2	4	1
Total Votes Cast	1,621	389	1,224	8

State Representative Dist. 17

Vote For 2

	TOTAL	Polls	Early Provisional	S
VOLK, KEVIN	554	90	463	1
JONES, RACHEL	942	241	696	5
MCGARR, CORY	873	230	639	4
Write-In Totals	4	0	4	0
Not Assigned	4	0	4	0
Total Votes Cast	2,373	561	1,802	10

Corporation Commissioner

Vote For 3

	TOTAL	Polls	Early Provisional	S
AGUILAR, YLENIA	455	68	386	1
HILL, JONATHON	443	70	372	1
POLACHECK, JOSHUA	450	67	381	2
LOPEZ, RENE	861	203	648	10
MARQUEZ PETERSON, LEA	815	196	611	8
WALDEN, RACHEL	950	247	692	11
CEASE, MIKE	79	23	55	1
LUXENBERG, NINA	66	14	52	0
Write-In Totals	4	0	4	0
Write-In: Bertone, Frank	0	0	0	0
Not Assigned	4	0	4	0
Total Votes Cast	4,123	888	3,201	34

Board of Supervisors District 3

Vote For 1

	TOTAL	Polls	Early Provisional	S
ALLEN, JENNIFER "JEN"	511	82	428	1
WITTENBRAKER, JANET "JL"	1,017	278	734	5
BAH, IMAN-UTOPIA LAYJOU	65	23	42	0
Write-In Totals	1	0	1	0
Not Assigned	1	0	1	0
Total Votes Cast	1,594	383	1,205	6

Precinct 222

County Assessor

Vote For 1

	TOTAL	Polls	Early Provisional	S
DROUBIE, SUZANNE	919	196	719	4
Write-In Totals	90	26	62	2
Not Assigned	90	26	62	2
Total Votes Cast	1,009	222	781	6

County Attorney

Vote For 1

	TOTAL	Polls	Early Provisional	S
CONOVER, LAURA	677	118	555	4
DRUAN, HOWARD	503	152	347	4
Write-In Totals	45	15	29	1
Not Assigned	45	15	29	1
Total Votes Cast	1,225	285	931	9

County Recorder

Vote For 1

	TOTAL	Polls	Early Provisional	S
CÁZARES-KELLY, GABRIELLA	559	91	466	2
CAMPBELL-GONZALEZ, DOMINIC	1,006	279	712	15
Write-In Totals	5	0	5	0
Not Assigned	5	0	5	0
Total Votes Cast	1,570	370	1,183	17

County Sheriff

Vote For 1

	TOTAL	Polls	Early Provisional	S
NANOS, CHRIS	499	78	417	4
LAPPIN, HEATHER	1,112	308	788	16
Write-In Totals	6	2	4	0
Write-In: Di Genova, Trista	0	0	0	0
Not Assigned	6	2	4	0
Total Votes Cast	1,617	388	1,209	20

County Superintendent of Schools

Vote For 1

	TOTAL	Polls	Early Provisional	S
WILLIAMS, DUSTIN	894	178	711	5
Write-In Totals	77	31	44	2
Not Assigned	77	31	44	2
Total Votes Cast	971	209	755	7

Precinct 222

County Treasurer

Vote For 1

	TOTAL	Polls	Early Provisional	S
JOHNSON, BRIAN	487	77	407	3
ACKERLEY, CHRIS	1,081	289	779	13
Write-In Totals	2	1	1	0
Not Assigned	2	1	1	0
Total Votes Cast	1,570	367	1,187	16

Justice of the Peace Precinct 10

Vote For 1

	TOTAL	Polls	Early Provisional	S
FORMAN, ROBERT J.	1,269	327	938	4
Write-In Totals	24	5	17	2
Not Assigned	24	5	17	2
Total Votes Cast	1,293	332	955	6

Constable Precinct 10

Vote For 1

	TOTAL	Polls	Early Provisional	S
CAMMARANO, JOHN	1,260	320	936	4
Write-In Totals	29	9	18	2
Not Assigned	29	9	18	2
Total Votes Cast	1,289	329	954	6

KING, KATHRYN H.

Vote For 1

	TOTAL	Polls	Early Provisional	S
Yes / Si	843	202	631	10
No	489	99	388	2
Total Votes Cast	1,332	301	1,019	12

BOLICK, CLINT

Vote For 1

	TOTAL	Polls	Early Provisional	S
Yes / Si	817	190	618	9
No	506	105	398	3
Total Votes Cast	1,323	295	1,016	12

ECKERSTROM, PETER J.

Vote For 1

	TOTAL	Polls	Early Provisional	S
Yes / Si	847	184	656	7
No	394	101	289	4
Total Votes Cast	1,241	285	945	11

Precinct 222

STARING, CHRISTOPHER P.

Vote For 1

	TOTAL	Polls	Early Provisional	S
Yes / Si	862	194	662	6
No	382	95	282	5
Total Votes Cast	1,244	289	944	11

GRIFFIN, BRENDEN J.

Vote For 1

	TOTAL	Polls	Early Provisional	S
Yes / Si	843	188	647	8
No	373	97	272	4
Total Votes Cast	1,216	285	919	12

LEE, KENNETH

Vote For 1

	TOTAL	Polls	Early Provisional	S
Yes / Si	828	180	640	8
No	374	99	271	4
Total Votes Cast	1,202	279	911	12

BRYSON, KYLE A.

Vote For 1

	TOTAL	Polls	Early Provisional	S
Yes / Si	846	185	653	8
No	362	96	262	4
Total Votes Cast	1,208	281	915	12

COHEN, GARY J.

Vote For 1

	TOTAL	Polls	Early Provisional	S
Yes / Si	841	180	654	7
No	364	98	261	5
Total Votes Cast	1,205	278	915	12

GORDON, RICHARD E.

Vote For 1

	TOTAL	Polls	Early Provisional	S
Yes / Si	833	180	645	8
No	361	96	261	4
Total Votes Cast	1,194	276	906	12

Precinct 222

BUTLER, MICHAEL J.

Vote For 1

	TOTAL	Polls	Early Provisional	S
Yes / Si	862	191	665	6
No	349	90	253	6
Total Votes Cast	1,211	281	918	12

YEHLING, WAYNE E.

Vote For 1

	TOTAL	Polls	Early Provisional	S
Yes / Si	819	177	636	6
No	379	101	272	6
Total Votes Cast	1,198	278	908	12

CONSTANT, DANIELLE J.K.

Vote For 1

	TOTAL	Polls	Early Provisional	S
Yes / Si	807	168	629	10
No	398	110	285	3
Total Votes Cast	1,205	278	914	13

METCALF, D. DOUGLAS

Vote For 1

	TOTAL	Polls	Early Provisional	S
Yes / Si	828	181	639	8
No	369	94	271	4
Total Votes Cast	1,197	275	910	12

MCGINLEY, CASEY F.

Vote For 1

	TOTAL	Polls	Early Provisional	S
Yes / Si	853	187	659	7
No	348	93	250	5
Total Votes Cast	1,201	280	909	12

SAKALL, GREG

Vote For 1

	TOTAL	Polls	Early Provisional	S
Yes / Si	844	185	652	7
No	358	96	257	5
Total Votes Cast	1,202	281	909	12

Precinct 222

WAGENER, JOAN L.

Vote For 1

	TOTAL	Polls	Early Provisional	s
Yes / Si	831	180	645	6
No	366	98	262	6
Total Votes Cast	1,197	278	907	12

JOHNSON, KELLIE L.

Vote For 1

	TOTAL	Polls	Early Provisional	s
Yes / Si	813	180	624	9
No	390	98	289	3
Total Votes Cast	1,203	278	913	12

ORTIZ, KIMBERLY H.

Vote For 1

	TOTAL	Polls	Early Provisional	s
Yes / Si	836	177	652	7
No	359	99	255	5
Total Votes Cast	1,195	276	907	12

MCDONALD, SCOTT DAVID

Vote For 1

	TOTAL	Polls	Early Provisional	s
Yes / Si	839	186	645	8
No	355	89	262	4
Total Votes Cast	1,194	275	907	12

ABRAMS, LISA ILKA

Vote For 1

	TOTAL	Polls	Early Provisional	s
Yes / Si	843	175	661	7
No	361	103	254	4
Total Votes Cast	1,204	278	915	11

Governing Board - Marana Unified School District No. 6

Vote For 3

	TOTAL	Polls	Early Provisional	s
ALEXANDER, ROY	617	155	460	2
HOLT, HUNTER D.	615	141	474	0
RAYMOND, CATHIE	564	115	446	3
ROBERTS, MIKAIL	558	129	428	1
WILLARD, DAVID	558	116	441	1
Write-In Totals	27	13	14	0
Not Assigned	27	13	14	0
Total Votes Cast	2,939	669	2,263	7

Precinct 222

Board of Governors - Pima Community College Dist. 3

Vote For 1

	TOTAL	Polls	Early Provisional	S
GARCIA, MARIA DE LA LUZ	396	79	316	1
RANDALL, KRISTEN	730	196	530	4
Write-In Totals	11	4	7	0
Not Assigned	11	4	7	0
Total Votes Cast	1,137	279	853	5

PROPOSITION 133

Vote For 1

	TOTAL	Polls	Early Provisional	S
Yes / Si	697	178	512	7
No	845	195	642	8
Total Votes Cast	1,542	373	1,154	15

PROPOSITION 134

Vote For 1

	TOTAL	Polls	Early Provisional	S
Yes / Si	676	166	502	8
No	860	202	652	6
Total Votes Cast	1,536	368	1,154	14

PROPOSITION 135

Vote For 1

	TOTAL	Polls	Early Provisional	S
Yes / Si	788	215	564	9
No	733	148	580	5
Total Votes Cast	1,521	363	1,144	14

PROPOSITION 136

Vote For 1

	TOTAL	Polls	Early Provisional	S
Yes / Si	584	148	428	8
No	904	203	695	6
Total Votes Cast	1,488	351	1,123	14

PROPOSITION 137

Vote For 1

	TOTAL	Polls	Early Provisional	S
Yes / Si	361	93	262	6
No	1,156	268	878	10
Total Votes Cast	1,517	361	1,140	16

Precinct 222

PROPOSITION 138

Vote For 1

	TOTAL	Polls	Early Provisional	S
Yes / Si	351	80	267	4
No	1,212	294	906	12
Total Votes Cast	1,563	374	1,173	16

PROPOSITION 139

Vote For 1

	TOTAL	Polls	Early Provisional	S
Yes / Si	924	200	713	11
No	716	192	517	7
Total Votes Cast	1,640	392	1,230	18

PROPOSITION 140

Vote For 1

	TOTAL	Polls	Early Provisional	S
Yes / Si	727	189	529	9
No	874	191	675	8
Total Votes Cast	1,601	380	1,204	17

PROPOSITION 311

Vote For 1

	TOTAL	Polls	Early Provisional	S
Yes / Si	1,192	298	877	17
No	420	89	331	0
Total Votes Cast	1,612	387	1,208	17

PROPOSITION 312

Vote For 1

	TOTAL	Polls	Early Provisional	S
Yes / Si	1,041	269	760	12
No	548	110	433	5
Total Votes Cast	1,589	379	1,193	17

PROPOSITION 313

Vote For 1

	TOTAL	Polls	Early Provisional	S
Yes / Si	1,124	289	823	12
No	432	84	343	5
Total Votes Cast	1,556	373	1,166	17

Precinct 222

PROPOSITION 314

Vote For 1

	TOTAL	Polls	Early Provisional	S
Yes / Sí	1,164	311	838	15
No	393	64	328	1
Total Votes Cast	1,557	375	1,166	16

PROPOSITION 315

Vote For 1

	TOTAL	Polls	Early Provisional	S
Yes / Sí	772	196	568	8
No	718	162	549	7
Total Votes Cast	1,490	358	1,117	15

PROPOSITION 411 - Marana Unified School District No. 6

Vote For 1

	TOTAL	Polls	Early Provisional	S
Budget Increase, Yes / Aumento al Presupuesto, Sí	772	190	580	2
Budget Increase, No / Aumento al Presupuesto, No	746	181	562	3
Total Votes Cast	1,518	371	1,142	5

Summary Results Report
 General Election
 November 5, 2024

OFFICIAL RESULTS
 Summary of Votes Cast
 County of Pima

Precinct 223

Statistics	TOTAL	Polls	Early Provisional	s
Registered Voters - Total	1,666			
Ballots Cast - Total	1,377	209	1,155	13
Ballots Cast - Blank	22	4	18	0
Voter Turnout - Total	82.65%			

Presidential Electors

Vote For 1	TOTAL	Polls	Early Provisional	s
HARRIS, KAMALA D.	661	62	593	6
TRUMP, DONALD J.	688	141	540	7
OLIVER, CHASE	7	0	7	0
STEIN, JILL	7	3	4	0
Write-In Totals	5	0	5	0
Write-In: Ayyadurai / Ellis	0	0	0	0
Write-In: Boddie / Stoneham	0	0	0	0
Write-In: De la Cruz / Garcia	1	0	1	0
Write-In: Shelton / Serra	0	0	0	0
Write-In: Skousen / Combs	0	0	0	0
Not Assigned	4	0	4	0
Total Votes Cast	1,368	206	1,149	13

U.S. Senator

Vote For 1	TOTAL	Polls	Early Provisional	s
GALLEGO, RUBEN	682	75	602	5
LAKE, KARI	612	117	488	7
QUINTANA, EDUARDO	34	8	26	0
Write-In Totals	4	3	1	0
Write-In: Williams, Sarah	0	0	0	0
Write-In: Beckett, Christopher	0	0	0	0
Write-In: Sanders, Steven Cavin	0	0	0	0
Write-In: Bozic, David	0	0	0	0
Write-In: Petty, Shawn	0	0	0	0
Write-In: Rodriguez, Benjamin	0	0	0	0
Write-In: Prosser, Jannie "Jannie"	0	0	0	0
Not Assigned	4	3	1	0
Total Votes Cast	1,332	203	1,117	12

Summary Results Report
 General Election
 November 5, 2024

OFFICIAL RESULTS
 Summary of Votes Cast
 County of Pima

Precinct 223

U.S. Representative in Congress District 6

Vote For 1

	TOTAL	Polls	Early Provisional	s
ENGEL, KIRSTEN	623	57	563	3
CISCOMANI, JUAN	672	139	525	8
EASTWOOD, ATHENA	36	5	30	1
Write-In Totals	1	1	0	0
Write-In: Pozzolo, Luis	0	0	0	0
Not Assigned	1	1	0	0
Total Votes Cast	1,332	202	1,118	12

State Senator District 17

Vote For 1

	TOTAL	Polls	Early Provisional	s
MCLEAN, JOHN	671	70	596	5
LEACH, VENDEN "VINCE"	644	126	511	7
Write-In Totals	3	2	1	0
Not Assigned	3	2	1	0
Total Votes Cast	1,318	198	1,108	12

State Representative Dist. 17

Vote For 2

	TOTAL	Polls	Early Provisional	s
VOLK, KEVIN	662	68	590	4
JONES, RACHEL	583	100	476	7
MCGARR, CORY	583	114	463	6
Write-In Totals	14	3	10	1
Not Assigned	14	3	10	1
Total Votes Cast	1,842	285	1,539	18

Corporation Commissioner

Vote For 3

	TOTAL	Polls	Early Provisional	s
AGUILAR, YLENIA	564	50	511	3
HILL, JONATHON	565	54	506	5
POLACHECK, JOSHUA	508	46	460	2
LOPEZ, RENE	567	100	460	7
MARQUEZ PETERSON, LEA	552	92	455	5
WALDEN, RACHEL	582	106	470	6
CEASE, MIKE	38	6	32	0
LUXENBERG, NINA	43	9	34	0
Write-In Totals	5	5	0	0
Write-In: Bertone, Frank	0	0	0	0
Not Assigned	5	5	0	0
Total Votes Cast	3,424	468	2,928	28

Summary Results Report
 General Election
 November 5, 2024

OFFICIAL RESULTS
 Summary of Votes Cast
 County of Pima

Precinct 223

Board of Supervisors District 3

Vote For 1

	TOTAL	Polls	Early Provisional	s
ALLEN, JENNIFER "JEN"	581	56	521	4
WITTENBRAKER, JANET "JL"	650	124	519	7
BAH, IMAN-UTOPIA LAYJOU	51	8	42	1
Write-In Totals	3	3	0	0
Not Assigned	3	3	0	0
Total Votes Cast	1,285	191	1,082	12

County Assessor

Vote For 1

	TOTAL	Polls	Early Provisional	s
DROUBIE, SUZANNE	862	112	740	10
Write-In Totals	39	7	32	0
Not Assigned	39	7	32	0
Total Votes Cast	901	119	772	10

County Attorney

Vote For 1

	TOTAL	Polls	Early Provisional	s
CONOVER, LAURA	712	80	625	7
DRUAN, HOWARD	299	66	230	3
Write-In Totals	18	6	12	0
Not Assigned	18	6	12	0
Total Votes Cast	1,029	152	867	10

County Recorder

Vote For 1

	TOTAL	Polls	Early Provisional	s
CÁZARES-KELLY, GABRIELLA	647	64	578	5
CAMPBELL-GONZALEZ, DOMINIC	613	121	484	8
Write-In Totals	2	2	0	0
Not Assigned	2	2	0	0
Total Votes Cast	1,262	187	1,062	13

County Sheriff

Vote For 1

	TOTAL	Polls	Early Provisional	s
NANOS, CHRIS	551	55	493	3
LAPPIN, HEATHER	743	142	591	10
Write-In Totals	3	1	2	0
Write-In: Di Genova, Trista	0	0	0	0
Not Assigned	3	1	2	0
Total Votes Cast	1,297	198	1,086	13

Precinct 223

County Superintendent of Schools

Vote For 1

	TOTAL	Polls	Early Provisional	S
WILLIAMS, DUSTIN	852	112	731	9
Write-In Totals	36	6	30	0
Not Assigned	36	6	30	0
Total Votes Cast	888	118	761	9

County Treasurer

Vote For 1

	TOTAL	Polls	Early Provisional	S
JOHNSON, BRIAN	586	53	528	5
ACKERLEY, CHRIS	690	134	549	7
Write-In Totals	3	2	0	1
Not Assigned	3	2	0	1
Total Votes Cast	1,279	189	1,077	13

Justice of the Peace Precinct 6

Vote For 1

	TOTAL	Polls	Early Provisional	S
BALL, ALEXANDER	857	110	739	8
Write-In Totals	35	8	26	1
Not Assigned	35	8	26	1
Total Votes Cast	892	118	765	9

Constable Precinct 6

Vote For 1

	TOTAL	Polls	Early Provisional	S
BERNAL, BENNETT L.	851	108	735	8
Write-In Totals	34	7	26	1
Not Assigned	34	7	26	1
Total Votes Cast	885	115	761	9

KING, KATHRYN H.

Vote For 1

	TOTAL	Polls	Early Provisional	S
Yes / Si	619	108	499	12
No	485	48	436	1
Total Votes Cast	1,104	156	935	13

BOLICK, CLINT

Vote For 1

	TOTAL	Polls	Early Provisional	S
Yes / Si	580	100	470	10
No	512	53	457	2
Total Votes Cast	1,092	153	927	12

Precinct 223

ECKERSTROM, PETER J.

Vote For 1

	TOTAL	Polls	Early Provisional	S
Yes / Si	754	92	655	7
No	267	46	217	4
Total Votes Cast	1,021	138	872	11

STARING, CHRISTOPHER P.

Vote For 1

	TOTAL	Polls	Early Provisional	S
Yes / Si	761	97	655	9
No	260	42	216	2
Total Votes Cast	1,021	139	871	11

GRIFFIN, BRENDEN J.

Vote For 1

	TOTAL	Polls	Early Provisional	S
Yes / Si	747	88	647	12
No	252	42	210	0
Total Votes Cast	999	130	857	12

LEE, KENNETH

Vote For 1

	TOTAL	Polls	Early Provisional	S
Yes / Si	748	88	650	10
No	236	42	193	1
Total Votes Cast	984	130	843	11

BRYSON, KYLE A.

Vote For 1

	TOTAL	Polls	Early Provisional	S
Yes / Si	762	88	663	11
No	232	44	188	0
Total Votes Cast	994	132	851	11

COHEN, GARY J.

Vote For 1

	TOTAL	Polls	Early Provisional	S
Yes / Si	762	86	666	10
No	225	42	182	1
Total Votes Cast	987	128	848	11

Precinct 223

GORDON, RICHARD E.

Vote For 1

	TOTAL	Polls	Early Provisional	S
Yes / Si	766	87	668	11
No	224	42	182	0
Total Votes Cast	990	129	850	11

BUTLER, MICHAEL J.

Vote For 1

	TOTAL	Polls	Early Provisional	S
Yes / Si	764	89	664	11
No	239	43	195	1
Total Votes Cast	1,003	132	859	12

YEHLING, WAYNE E.

Vote For 1

	TOTAL	Polls	Early Provisional	S
Yes / Si	751	88	653	10
No	243	42	200	1
Total Votes Cast	994	130	853	11

CONSTANT, DANIELLE J.K.

Vote For 1

	TOTAL	Polls	Early Provisional	S
Yes / Si	739	91	639	9
No	250	38	210	2
Total Votes Cast	989	129	849	11

METCALF, D. DOUGLAS

Vote For 1

	TOTAL	Polls	Early Provisional	S
Yes / Si	772	87	674	11
No	229	43	186	0
Total Votes Cast	1,001	130	860	11

MCGINLEY, CASEY F.

Vote For 1

	TOTAL	Polls	Early Provisional	S
Yes / Si	780	88	682	10
No	207	40	166	1
Total Votes Cast	987	128	848	11

Precinct 223

SAKALL, GREG

Vote For 1

	TOTAL	Polls	Early Provisional	S
Yes / Si	751	93	648	10
No	246	40	206	0
Total Votes Cast	997	133	854	10

WAGENER, JOAN L.

Vote For 1

	TOTAL	Polls	Early Provisional	S
Yes / Si	742	88	646	8
No	241	40	198	3
Total Votes Cast	983	128	844	11

JOHNSON, KELLIE L.

Vote For 1

	TOTAL	Polls	Early Provisional	S
Yes / Si	633	95	527	11
No	365	39	325	1
Total Votes Cast	998	134	852	12

ORTIZ, KIMBERLY H.

Vote For 1

	TOTAL	Polls	Early Provisional	S
Yes / Si	775	88	676	11
No	215	37	178	0
Total Votes Cast	990	125	854	11

MCDONALD, SCOTT DAVID

Vote For 1

	TOTAL	Polls	Early Provisional	S
Yes / Si	739	84	645	10
No	249	44	204	1
Total Votes Cast	988	128	849	11

ABRAMS, LISA ILKA

Vote For 1

	TOTAL	Polls	Early Provisional	S
Yes / Si	781	90	680	11
No	213	41	171	1
Total Votes Cast	994	131	851	12

Precinct 223

Governing Board - Marana Unified School District No. 6

Vote For 3

	TOTAL	Polls	Early Provisional	S
ALEXANDER, ROY	506	75	429	2
HOLT, HUNTER D.	550	67	481	2
RAYMOND, CATHIE	549	61	486	2
ROBERTS, MIKAIL	423	64	355	4
WILLARD, DAVID	540	74	460	6
Write-In Totals	20	6	13	1
Not Assigned	20	6	13	1
Total Votes Cast	2,588	347	2,224	17

Board of Governors - Pima Community College Dist. 3

Vote For 1

	TOTAL	Polls	Early Provisional	S
GARCIA, MARIA DE LA LUZ	351	46	303	2
RANDALL, KRISTEN	607	86	517	4
Write-In Totals	6	2	3	1
Not Assigned	6	2	3	1
Total Votes Cast	964	134	823	7

PROPOSITION 133

Vote For 1

	TOTAL	Polls	Early Provisional	S
Yes / Si	496	91	396	9
No	738	93	642	3
Total Votes Cast	1,234	184	1,038	12

PROPOSITION 134

Vote For 1

	TOTAL	Polls	Early Provisional	S
Yes / Si	487	108	373	6
No	744	76	662	6
Total Votes Cast	1,231	184	1,035	12

PROPOSITION 135

Vote For 1

	TOTAL	Polls	Early Provisional	S
Yes / Si	553	103	442	8
No	673	81	589	3
Total Votes Cast	1,226	184	1,031	11

Precinct 223

PROPOSITION 136

Vote For 1

	TOTAL	Polls	Early Provisional	S
Yes / Si	424	93	321	10
No	781	85	694	2
Total Votes Cast	1,205	178	1,015	12

PROPOSITION 137

Vote For 1

	TOTAL	Polls	Early Provisional	S
Yes / Si	251	45	200	6
No	971	135	831	5
Total Votes Cast	1,222	180	1,031	11

PROPOSITION 138

Vote For 1

	TOTAL	Polls	Early Provisional	S
Yes / Si	257	47	202	8
No	998	142	852	4
Total Votes Cast	1,255	189	1,054	12

PROPOSITION 139

Vote For 1

	TOTAL	Polls	Early Provisional	S
Yes / Si	839	101	731	7
No	482	101	375	6
Total Votes Cast	1,321	202	1,106	13

PROPOSITION 140

Vote For 1

	TOTAL	Polls	Early Provisional	S
Yes / Si	554	92	456	6
No	738	104	627	7
Total Votes Cast	1,292	196	1,083	13

PROPOSITION 311

Vote For 1

	TOTAL	Polls	Early Provisional	S
Yes / Si	856	137	707	12
No	437	61	375	1
Total Votes Cast	1,293	198	1,082	13

Precinct 223

PROPOSITION 312

Vote For 1				
	TOTAL	Polls	Early Provisional	S
Yes / Sí	786	138	639	9
No	497	54	439	4
Total Votes Cast	1,283	192	1,078	13

PROPOSITION 313

Vote For 1				
	TOTAL	Polls	Early Provisional	S
Yes / Sí	827	154	664	9
No	431	40	388	3
Total Votes Cast	1,258	194	1,052	12

PROPOSITION 314

Vote For 1				
	TOTAL	Polls	Early Provisional	S
Yes / Sí	749	137	603	9
No	500	56	441	3
Total Votes Cast	1,249	193	1,044	12

PROPOSITION 315

Vote For 1				
	TOTAL	Polls	Early Provisional	S
Yes / Sí	563	107	448	8
No	626	70	553	3
Total Votes Cast	1,189	177	1,001	11

PROPOSITION 411 - Marana Unified School District No. 6

Vote For 1				
	TOTAL	Polls	Early Provisional	S
Budget Increase, Yes / Aumento al Presupuesto, Sí	748	109	633	6
Budget Increase, No / Aumento al Presupuesto, No	467	75	387	5
Total Votes Cast	1,215	184	1,020	11

Summary Results Report
 General Election
 November 5, 2024

OFFICIAL RESULTS
 Summary of Votes Cast
 County of Pima

Precinct 224

Statistics	TOTAL	Polls	Early Provisional	s
Registered Voters - Total	6,025			
Ballots Cast - Total	5,032	748	4,251	33
Ballots Cast - Blank	78	19	59	0
Voter Turnout - Total	83.52%			

Presidential Electors

Vote For 1	TOTAL	Polls	Early Provisional	s
HARRIS, KAMALA D.	2,272	212	2,048	12
TRUMP, DONALD J.	2,641	521	2,101	19
OLIVER, CHASE	41	5	36	0
STEIN, JILL	33	5	26	2
Write-In Totals	18	2	16	0
Write-In: Ayyadurai / Ellis	0	0	0	0
Write-In: Boddie / Stoneham	0	0	0	0
Write-In: De la Cruz / Garcia	0	0	0	0
Write-In: Shelton / Serra	0	0	0	0
Write-In: Skousen / Combs	0	0	0	0
Not Assigned	18	2	16	0
Total Votes Cast	5,005	745	4,227	33

U.S. Senator

Vote For 1	TOTAL	Polls	Early Provisional	s
GALLEGO, RUBEN	2,388	230	2,148	10
LAKE, KARI	2,375	466	1,891	18
QUINTANA, EDUARDO	132	25	104	3
Write-In Totals	12	1	11	0
Write-In: Williams, Sarah	2	0	2	0
Write-In: Beckett, Christopher	1	0	1	0
Write-In: Sanders, Steven Cavin	0	0	0	0
Write-In: Bozic, David	0	0	0	0
Write-In: Petty, Shawn	0	0	0	0
Write-In: Rodriguez, Benjamin	0	0	0	0
Write-In: Prosser, Jannie "Jannie"	1	0	1	0
Not Assigned	8	1	7	0
Total Votes Cast	4,907	722	4,154	31

Summary Results Report
 General Election
 November 5, 2024

OFFICIAL RESULTS
 Summary of Votes Cast
 County of Pima

Precinct 224

U.S. Representative in Congress District 6

Vote For 1

	TOTAL	Polls	Early Provisional	S
ENGEL, KIRSTEN	2,159	206	1,945	8
CISCOMANI, JUAN	2,572	482	2,071	19
EASTWOOD, ATHENA	134	26	106	2
Write-In Totals	6	0	6	0
Write-In: Pozzolo, Luis	3	0	3	0
Not Assigned	3	0	3	0
Total Votes Cast	4,871	714	4,128	29

State Senator District 17

Vote For 1

	TOTAL	Polls	Early Provisional	S
MCLEAN, JOHN	2,317	216	2,089	12
LEACH, VENDEN "VINCE"	2,467	488	1,964	15
Write-In Totals	17	1	16	0
Not Assigned	17	1	16	0
Total Votes Cast	4,801	705	4,069	27

State Representative Dist. 17

Vote For 2

	TOTAL	Polls	Early Provisional	S
VOLK, KEVIN	2,344	215	2,122	7
JONES, RACHEL	2,076	338	1,727	11
MCGARR, CORY	2,132	369	1,749	14
Write-In Totals	29	1	28	0
Not Assigned	29	1	28	0
Total Votes Cast	6,581	923	5,626	32

Corporation Commissioner

Vote For 3

	TOTAL	Polls	Early Provisional	S
AGUILAR, YLENIA	1,946	157	1,782	7
HILL, JONATHON	1,873	132	1,733	8
POLACHECK, JOSHUA	1,734	115	1,613	6
LOPEZ, RENE	2,097	340	1,743	14
MARQUEZ PETERSON, LEA	2,090	331	1,746	13
WALDEN, RACHEL	2,207	383	1,811	13
CEASE, MIKE	177	29	147	1
LUXENBERG, NINA	185	23	160	2
Write-In Totals	6	0	6	0
Write-In: Bertone, Frank	0	0	0	0
Not Assigned	6	0	6	0
Total Votes Cast	12,315	1,510	10,741	64

Precinct 224

Board of Supervisors District 4

Vote For 1

	TOTAL	Polls	Early Provisional	S
BECHTOL, VANESSA	2,134	202	1,921	11
CHRISTY, STEPHEN W. "STEVE"	2,595	481	2,098	16
Write-In Totals	2	0	2	0
Not Assigned	2	0	2	0
Total Votes Cast	4,731	683	4,021	27

County Assessor

Vote For 1

	TOTAL	Polls	Early Provisional	S
DROUBIE, SUZANNE	3,103	396	2,688	19
Write-In Totals	231	47	182	2
Not Assigned	231	47	182	2
Total Votes Cast	3,334	443	2,870	21

County Attorney

Vote For 1

	TOTAL	Polls	Early Provisional	S
CONOVER, LAURA	2,497	285	2,198	14
DRUAN, HOWARD	1,147	210	929	8
Write-In Totals	135	23	110	2
Not Assigned	135	23	110	2
Total Votes Cast	3,779	518	3,237	24

County Recorder

Vote For 1

	TOTAL	Polls	Early Provisional	S
CÁZARES-KELLY, GABRIELLA	2,244	204	2,027	13
CAMPBELL-GONZALEZ, DOMINIC	2,401	463	1,921	17
Write-In Totals	3	0	3	0
Not Assigned	3	0	3	0
Total Votes Cast	4,648	667	3,951	30

County Sheriff

Vote For 1

	TOTAL	Polls	Early Provisional	S
NANOS, CHRIS	1,892	183	1,700	9
LAPPIN, HEATHER	2,899	527	2,350	22
Write-In Totals	7	0	7	0
Write-In: Di Genova, Trista	1	0	1	0
Not Assigned	6	0	6	0
Total Votes Cast	4,798	710	4,057	31

Precinct 224

County Superintendent of Schools

Vote For 1

	TOTAL	Polls	Early Provisional	S
WILLIAMS, DUSTIN	3,062	397	2,646	19
Write-In Totals	213	43	169	1
Not Assigned	213	43	169	1
Total Votes Cast	3,275	440	2,815	20

County Treasurer

Vote For 1

	TOTAL	Polls	Early Provisional	S
JOHNSON, BRIAN	2,017	179	1,828	10
ACKERLEY, CHRIS	2,672	499	2,153	20
Write-In Totals	1	0	1	0
Not Assigned	1	0	1	0
Total Votes Cast	4,690	678	3,982	30

Constable Precinct 7

Vote For 1

	TOTAL	Polls	Early Provisional	S
SCHENEK JR., THOMAS	3,523	575	2,924	24
Write-In Totals	109	7	102	0
Not Assigned	109	7	102	0
Total Votes Cast	3,632	582	3,026	24

KING, KATHRYN H.

Vote For 1

	TOTAL	Polls	Early Provisional	S
Yes / Si	2,325	367	1,943	15
No	1,614	189	1,415	10
Total Votes Cast	3,939	556	3,358	25

BOLICK, CLINT

Vote For 1

	TOTAL	Polls	Early Provisional	S
Yes / Si	2,223	347	1,862	14
No	1,678	198	1,470	10
Total Votes Cast	3,901	545	3,332	24

ECKERSTROM, PETER J.

Vote For 1

	TOTAL	Polls	Early Provisional	S
Yes / Si	2,652	357	2,279	16
No	1,022	175	838	9
Total Votes Cast	3,674	532	3,117	25

Precinct 224

STARING, CHRISTOPHER P.

Vote For 1

	TOTAL	Polls	Early Provisional	S
Yes / Si	2,604	366	2,223	15
No	1,067	167	891	9
Total Votes Cast	3,671	533	3,114	24

GRIFFIN, BRENDEN J.

Vote For 1

	TOTAL	Polls	Early Provisional	S
Yes / Si	2,557	345	2,196	16
No	1,017	169	840	8
Total Votes Cast	3,574	514	3,036	24

LEE, KENNETH

Vote For 1

	TOTAL	Polls	Early Provisional	S
Yes / Si	2,573	339	2,217	17
No	999	176	815	8
Total Votes Cast	3,572	515	3,032	25

BRYSON, KYLE A.

Vote For 1

	TOTAL	Polls	Early Provisional	S
Yes / Si	2,622	348	2,256	18
No	934	166	761	7
Total Votes Cast	3,556	514	3,017	25

COHEN, GARY J.

Vote For 1

	TOTAL	Polls	Early Provisional	S
Yes / Si	2,542	343	2,182	17
No	1,006	171	828	7
Total Votes Cast	3,548	514	3,010	24

GORDON, RICHARD E.

Vote For 1

	TOTAL	Polls	Early Provisional	S
Yes / Si	2,561	349	2,194	18
No	992	165	821	6
Total Votes Cast	3,553	514	3,015	24

Precinct 224

BUTLER, MICHAEL J.

Vote For 1

	TOTAL	Polls	Early Provisional	S
Yes / Si	2,601	342	2,242	17
No	965	172	786	7
Total Votes Cast	3,566	514	3,028	24

YEHLING, WAYNE E.

Vote For 1

	TOTAL	Polls	Early Provisional	S
Yes / Si	2,549	341	2,191	17
No	1,009	173	830	6
Total Votes Cast	3,558	514	3,021	23

CONSTANT, DANIELLE J.K.

Vote For 1

	TOTAL	Polls	Early Provisional	S
Yes / Si	2,486	341	2,126	19
No	1,058	171	882	5
Total Votes Cast	3,544	512	3,008	24

METCALF, D. DOUGLAS

Vote For 1

	TOTAL	Polls	Early Provisional	S
Yes / Si	2,554	345	2,191	18
No	996	168	822	6
Total Votes Cast	3,550	513	3,013	24

MCGINLEY, CASEY F.

Vote For 1

	TOTAL	Polls	Early Provisional	S
Yes / Si	2,607	339	2,251	17
No	941	172	762	7
Total Votes Cast	3,548	511	3,013	24

SAKALL, GREG

Vote For 1

	TOTAL	Polls	Early Provisional	S
Yes / Si	2,536	336	2,184	16
No	1,019	173	839	7
Total Votes Cast	3,555	509	3,023	23

Precinct 224

WAGENER, JOAN L.

Vote For 1

	TOTAL	Polls	Early Provisional	S
Yes / Si	2,575	347	2,210	18
No	982	165	811	6
Total Votes Cast	3,557	512	3,021	24

JOHNSON, KELLIE L.

Vote For 1

	TOTAL	Polls	Early Provisional	S
Yes / Si	2,343	347	1,978	18
No	1,259	169	1,084	6
Total Votes Cast	3,602	516	3,062	24

ORTIZ, KIMBERLY H.

Vote For 1

	TOTAL	Polls	Early Provisional	S
Yes / Si	2,616	352	2,247	17
No	947	161	779	7
Total Votes Cast	3,563	513	3,026	24

MCDONALD, SCOTT DAVID

Vote For 1

	TOTAL	Polls	Early Provisional	S
Yes / Si	2,530	334	2,178	18
No	1,024	174	844	6
Total Votes Cast	3,554	508	3,022	24

ABRAMS, LISA ILKA

Vote For 1

	TOTAL	Polls	Early Provisional	S
Yes / Si	2,593	341	2,233	19
No	980	177	798	5
Total Votes Cast	3,573	518	3,031	24

Governing Board - Vail Unified School District No. 20

Vote For 3

	TOTAL	Polls	Early Provisional	S
KING, CHRISTOPHER	2,117	254	1,850	13
MOORE, LAURA	1,743	249	1,484	10
MOTHERSHED, JOHN	1,027	158	866	3
PRATT, ALLISON	2,454	299	2,143	12
TIPPETT, CALLIE BASHAM	2,113	205	1,902	6
Write-In Totals	112	11	101	0
Not Assigned	112	11	101	0
Total Votes Cast	9,566	1,176	8,346	44

Precinct 224

PROPOSITION 133

Vote For 1	TOTAL	Polls	Early Provisional	S
Yes / Si	1,917	329	1,574	14
No	2,587	323	2,250	14
Total Votes Cast	4,504	652	3,824	28

PROPOSITION 134

Vote For 1	TOTAL	Polls	Early Provisional	S
Yes / Si	1,854	314	1,527	13
No	2,648	332	2,301	15
Total Votes Cast	4,502	646	3,828	28

PROPOSITION 135

Vote For 1	TOTAL	Polls	Early Provisional	S
Yes / Si	2,197	363	1,820	14
No	2,276	285	1,977	14
Total Votes Cast	4,473	648	3,797	28

PROPOSITION 136

Vote For 1	TOTAL	Polls	Early Provisional	S
Yes / Si	1,622	291	1,315	16
No	2,783	327	2,444	12
Total Votes Cast	4,405	618	3,759	28

PROPOSITION 137

Vote For 1	TOTAL	Polls	Early Provisional	S
Yes / Si	928	175	745	8
No	3,525	464	3,041	20
Total Votes Cast	4,453	639	3,786	28

PROPOSITION 138

Vote For 1	TOTAL	Polls	Early Provisional	S
Yes / Si	1,022	173	841	8
No	3,567	495	3,051	21
Total Votes Cast	4,589	668	3,892	29

Precinct 224

PROPOSITION 139

Vote For 1

	TOTAL	Polls	Early Provisional	S
Yes / Si	3,033	362	2,652	19
No	1,794	350	1,431	13
Total Votes Cast	4,827	712	4,083	32

PROPOSITION 140

Vote For 1

	TOTAL	Polls	Early Provisional	S
Yes / Si	2,198	360	1,812	26
No	2,493	320	2,168	5
Total Votes Cast	4,691	680	3,980	31

PROPOSITION 311

Vote For 1

	TOTAL	Polls	Early Provisional	S
Yes / Si	3,291	542	2,724	25
No	1,446	148	1,292	6
Total Votes Cast	4,737	690	4,016	31

PROPOSITION 312

Vote For 1

	TOTAL	Polls	Early Provisional	S
Yes / Si	2,958	509	2,428	21
No	1,720	168	1,542	10
Total Votes Cast	4,678	677	3,970	31

PROPOSITION 313

Vote For 1

	TOTAL	Polls	Early Provisional	S
Yes / Si	3,203	540	2,637	26
No	1,398	134	1,259	5
Total Votes Cast	4,601	674	3,896	31

PROPOSITION 314

Vote For 1

	TOTAL	Polls	Early Provisional	S
Yes / Si	2,994	520	2,454	20
No	1,577	140	1,429	8
Total Votes Cast	4,571	660	3,883	28

Precinct 224

PROPOSITION 315

Vote For 1

	TOTAL	Polls	Early Provisional	S
Yes / Si	2,147	367	1,766	14
No	2,248	254	1,980	14
Total Votes Cast	4,395	621	3,746	28

Summary Results Report
 General Election
 November 5, 2024

OFFICIAL RESULTS
 Summary of Votes Cast
 County of Pima

Precinct 225

Statistics	TOTAL	Polls	Early Provisional	s
Registered Voters - Total	3,648			
Ballots Cast - Total	2,880	496	2,371	13
Ballots Cast - Blank	34	9	25	0
Voter Turnout - Total	78.95%			

Presidential Electors

Vote For 1	TOTAL	Polls	Early Provisional	s
HARRIS, KAMALA D.	1,478	177	1,296	5
TRUMP, DONALD J.	1,344	306	1,030	8
OLIVER, CHASE	12	1	11	0
STEIN, JILL	17	4	13	0
Write-In Totals	14	2	12	0
Write-In: Ayyadurai / Ellis	0	0	0	0
Write-In: Boddie / Stoneham	0	0	0	0
Write-In: De la Cruz / Garcia	0	0	0	0
Write-In: Shelton / Serra	0	0	0	0
Write-In: Skousen / Combs	0	0	0	0
Not Assigned	14	2	12	0
Total Votes Cast	2,865	490	2,362	13

U.S. Senator

Vote For 1	TOTAL	Polls	Early Provisional	s
GALLEGO, RUBEN	1,494	182	1,307	5
LAKE, KARI	1,230	274	950	6
QUINTANA, EDUARDO	81	24	56	1
Write-In Totals	4	0	4	0
Write-In: Williams, Sarah	3	0	3	0
Write-In: Beckett, Christopher	0	0	0	0
Write-In: Sanders, Steven Cavin	0	0	0	0
Write-In: Bozic, David	0	0	0	0
Write-In: Petty, Shawn	0	0	0	0
Write-In: Rodriguez, Benjamin	0	0	0	0
Write-In: Prosser, Jannie "Jannie"	0	0	0	0
Not Assigned	1	0	1	0
Total Votes Cast	2,809	480	2,317	12

Summary Results Report
 General Election
 November 5, 2024

OFFICIAL RESULTS
 Summary of Votes Cast
 County of Pima

Precinct 225

U.S. Representative in Congress District 6

Vote For 1

	TOTAL	Polls	Early Provisional	s
ENGEL, KIRSTEN	1,407	183	1,218	6
CISCOMANI, JUAN	1,293	272	1,016	5
EASTWOOD, ATHENA	83	20	62	1
Write-In Totals	5	0	5	0
Write-In: Pozzolo, Luis	4	0	4	0
Not Assigned	1	0	1	0
Total Votes Cast	2,788	475	2,301	12

State Senator District 18

Vote For 1

	TOTAL	Polls	Early Provisional	s
SUNDARESHAN, PRIYA	1,733	248	1,479	6
Write-In Totals	132	34	97	1
Not Assigned	132	34	97	1
Total Votes Cast	1,865	282	1,576	7

State Representative Dist. 18

Vote For 2

	TOTAL	Polls	Early Provisional	s
GUTIERREZ, NANCY	1,280	145	1,133	2
MATHIS, CHRIS	1,216	117	1,099	0
ROSENBLUM, LEONARD "LEN"	1,288	284	997	7
Write-In Totals	24	7	17	0
Not Assigned	24	7	17	0
Total Votes Cast	3,808	553	3,246	9

Corporation Commissioner

Vote For 3

	TOTAL	Polls	Early Provisional	s
AGUILAR, YLENIA	1,268	145	1,120	3
HILL, JONATHON	1,182	118	1,060	4
POLACHECK, JOSHUA	1,086	107	977	2
LOPEZ, RENE	1,067	204	860	3
MARQUEZ PETERSON, LEA	1,055	185	866	4
WALDEN, RACHEL	1,085	212	869	4
CEASE, MIKE	99	20	79	0
LUXENBERG, NINA	130	19	110	1
Write-In Totals	3	0	3	0
Write-In: Bertone, Frank	1	0	1	0
Not Assigned	2	0	2	0
Total Votes Cast	6,975	1,010	5,944	21

Precinct 225

Board of Supervisors District 1

Vote For 1

	TOTAL	Polls	Early Provisional	S
SCOTT, REX	1,397	175	1,220	2
SPAIN, STEVE	1,327	293	1,030	4
Write-In Totals	1	0	1	0
Not Assigned	1	0	1	0
Total Votes Cast	2,725	468	2,251	6

County Assessor

Vote For 1

	TOTAL	Polls	Early Provisional	S
DROUBIE, SUZANNE	1,775	250	1,518	7
Write-In Totals	101	30	70	1
Not Assigned	101	30	70	1
Total Votes Cast	1,876	280	1,588	8

County Attorney

Vote For 1

	TOTAL	Polls	Early Provisional	S
CONOVER, LAURA	1,529	203	1,319	7
DRUAN, HOWARD	566	133	430	3
Write-In Totals	66	13	53	0
Not Assigned	66	13	53	0
Total Votes Cast	2,161	349	1,802	10

County Recorder

Vote For 1

	TOTAL	Polls	Early Provisional	S
CÁZARES-KELLY, GABRIELLA	1,458	180	1,274	4
CAMPBELL-GONZALEZ, DOMINIC	1,215	273	934	8
Write-In Totals	1	0	1	0
Not Assigned	1	0	1	0
Total Votes Cast	2,674	453	2,209	12

County Sheriff

Vote For 1

	TOTAL	Polls	Early Provisional	S
NANOS, CHRIS	1,177	153	1,018	6
LAPPIN, HEATHER	1,517	313	1,198	6
Write-In Totals	8	0	8	0
Write-In: Di Genova, Trista	0	0	0	0
Not Assigned	8	0	8	0
Total Votes Cast	2,702	466	2,224	12

Precinct 225

County Superintendent of Schools

Vote For 1

	TOTAL	Polls	Early Provisional	S
WILLIAMS, DUSTIN	1,767	261	1,498	8
Write-In Totals	96	23	72	1
Not Assigned	96	23	72	1
Total Votes Cast	1,863	284	1,570	9

County Treasurer

Vote For 1

	TOTAL	Polls	Early Provisional	S
JOHNSON, BRIAN	1,318	160	1,153	5
ACKERLEY, CHRIS	1,360	292	1,061	7
Write-In Totals	1	0	1	0
Not Assigned	1	0	1	0
Total Votes Cast	2,679	452	2,215	12

Justice of the Peace Precinct 6

Vote For 1

	TOTAL	Polls	Early Provisional	S
BALL, ALEXANDER	1,791	270	1,517	4
Write-In Totals	87	24	62	1
Not Assigned	87	24	62	1
Total Votes Cast	1,878	294	1,579	5

Constable Precinct 6

Vote For 1

	TOTAL	Polls	Early Provisional	S
BERNAL, BENNETT L.	1,780	261	1,515	4
Write-In Totals	90	27	62	1
Not Assigned	90	27	62	1
Total Votes Cast	1,870	288	1,577	5

KING, KATHRYN H.

Vote For 1

	TOTAL	Polls	Early Provisional	S
Yes / Si	1,237	222	1,010	5
No	1,013	137	871	5
Total Votes Cast	2,250	359	1,881	10

BOLICK, CLINT

Vote For 1

	TOTAL	Polls	Early Provisional	S
Yes / Si	1,203	207	991	5
No	1,019	143	871	5
Total Votes Cast	2,222	350	1,862	10

Precinct 225

ECKERSTROM, PETER J.

Vote For 1

	TOTAL	Polls	Early Provisional	S
Yes / Si	1,526	224	1,295	7
No	573	124	446	3
Total Votes Cast	2,099	348	1,741	10

STARING, CHRISTOPHER P.

Vote For 1

	TOTAL	Polls	Early Provisional	S
Yes / Si	1,455	219	1,230	6
No	627	122	502	3
Total Votes Cast	2,082	341	1,732	9

GRIFFIN, BRENDEN J.

Vote For 1

	TOTAL	Polls	Early Provisional	S
Yes / Si	1,456	233	1,216	7
No	585	109	473	3
Total Votes Cast	2,041	342	1,689	10

LEE, KENNETH

Vote For 1

	TOTAL	Polls	Early Provisional	S
Yes / Si	1,474	225	1,244	5
No	579	117	457	5
Total Votes Cast	2,053	342	1,701	10

BRYSON, KYLE A.

Vote For 1

	TOTAL	Polls	Early Provisional	S
Yes / Si	1,488	228	1,253	7
No	562	113	446	3
Total Votes Cast	2,050	341	1,699	10

COHEN, GARY J.

Vote For 1

	TOTAL	Polls	Early Provisional	S
Yes / Si	1,457	228	1,223	6
No	573	113	456	4
Total Votes Cast	2,030	341	1,679	10

Precinct 225

GORDON, RICHARD E.

Vote For 1		TOTAL	Polls	Early Provisional	S
Yes / Si	1,458	232	1,219	7	
No	581	111	467	3	
Total Votes Cast	2,039	343	1,686	10	

BUTLER, MICHAEL J.

Vote For 1		TOTAL	Polls	Early Provisional	S
Yes / Si	1,473	224	1,243	6	
No	581	119	458	4	
Total Votes Cast	2,054	343	1,701	10	

YEHLING, WAYNE E.

Vote For 1		TOTAL	Polls	Early Provisional	S
Yes / Si	1,439	228	1,206	5	
No	599	111	484	4	
Total Votes Cast	2,038	339	1,690	9	

CONSTANT, DANIELLE J.K.

Vote For 1		TOTAL	Polls	Early Provisional	S
Yes / Si	1,410	227	1,178	5	
No	625	116	504	5	
Total Votes Cast	2,035	343	1,682	10	

METCALF, D. DOUGLAS

Vote For 1		TOTAL	Polls	Early Provisional	S
Yes / Si	1,443	225	1,213	5	
No	586	114	467	5	
Total Votes Cast	2,029	339	1,680	10	

MCGINLEY, CASEY F.

Vote For 1		TOTAL	Polls	Early Provisional	S
Yes / Si	1,495	226	1,263	6	
No	544	116	425	3	
Total Votes Cast	2,039	342	1,688	9	

Precinct 225

SAKALL, GREG

Vote For 1

	TOTAL	Polls	Early Provisional	S
Yes / Si	1,455	221	1,229	5
No	589	121	464	4
Total Votes Cast	2,044	342	1,693	9

WAGENER, JOAN L.

Vote For 1

	TOTAL	Polls	Early Provisional	S
Yes / Si	1,468	226	1,238	4
No	570	117	448	5
Total Votes Cast	2,038	343	1,686	9

JOHNSON, KELLIE L.

Vote For 1

	TOTAL	Polls	Early Provisional	S
Yes / Si	1,362	226	1,133	3
No	698	116	575	7
Total Votes Cast	2,060	342	1,708	10

ORTIZ, KIMBERLY H.

Vote For 1

	TOTAL	Polls	Early Provisional	S
Yes / Si	1,476	234	1,237	5
No	562	108	450	4
Total Votes Cast	2,038	342	1,687	9

MCDONALD, SCOTT DAVID

Vote For 1

	TOTAL	Polls	Early Provisional	S
Yes / Si	1,439	227	1,205	7
No	591	113	475	3
Total Votes Cast	2,030	340	1,680	10

ABRAMS, LISA ILKA

Vote For 1

	TOTAL	Polls	Early Provisional	S
Yes / Si	1,485	236	1,244	5
No	571	107	460	4
Total Votes Cast	2,056	343	1,704	9

Precinct 225

Governing Board - Flowing Wells Unified School District No. 8

Vote For 3

	TOTAL	Polls	Early Provisional	S
DAILY, KEVIN	496	84	410	2
DELGADO JR., JOSEPH	390	64	324	2
EFFING, WENDY J.	538	83	455	0
MILLER, STEPHANIE	557	89	466	2
Write-In Totals	19	10	8	1
Not Assigned	19	10	8	1
Total Votes Cast	2,000	330	1,663	7

PROPOSITION 133

Vote For 1

	TOTAL	Polls	Early Provisional	S
Yes / Si	979	191	782	6
No	1,569	233	1,330	6
Total Votes Cast	2,548	424	2,112	12

PROPOSITION 134

Vote For 1

	TOTAL	Polls	Early Provisional	S
Yes / Si	960	193	760	7
No	1,581	233	1,343	5
Total Votes Cast	2,541	426	2,103	12

PROPOSITION 135

Vote For 1

	TOTAL	Polls	Early Provisional	S
Yes / Si	1,081	213	862	6
No	1,432	207	1,220	5
Total Votes Cast	2,513	420	2,082	11

PROPOSITION 136

Vote For 1

	TOTAL	Polls	Early Provisional	S
Yes / Si	850	189	655	6
No	1,639	229	1,405	5
Total Votes Cast	2,489	418	2,060	11

PROPOSITION 137

Vote For 1

	TOTAL	Polls	Early Provisional	S
Yes / Si	520	105	411	4
No	1,989	313	1,669	7
Total Votes Cast	2,509	418	2,080	11

Precinct 225

PROPOSITION 138

Vote For 1

	TOTAL	Polls	Early Provisional	S
Yes / Si	530	115	412	3
No	2,049	331	1,709	9
Total Votes Cast	2,579	446	2,121	12

PROPOSITION 139

Vote For 1

	TOTAL	Polls	Early Provisional	S
Yes / Si	1,798	268	1,521	9
No	978	211	764	3
Total Votes Cast	2,776	479	2,285	12

PROPOSITION 140

Vote For 1

	TOTAL	Polls	Early Provisional	S
Yes / Si	1,165	218	940	7
No	1,526	239	1,282	5
Total Votes Cast	2,691	457	2,222	12

PROPOSITION 311

Vote For 1

	TOTAL	Polls	Early Provisional	S
Yes / Si	1,750	323	1,418	9
No	960	137	820	3
Total Votes Cast	2,710	460	2,238	12

PROPOSITION 312

Vote For 1

	TOTAL	Polls	Early Provisional	S
Yes / Si	1,520	316	1,196	8
No	1,145	139	1,003	3
Total Votes Cast	2,665	455	2,199	11

PROPOSITION 313

Vote For 1

	TOTAL	Polls	Early Provisional	S
Yes / Si	1,603	320	1,275	8
No	1,011	126	881	4
Total Votes Cast	2,614	446	2,156	12

Precinct 225

PROPOSITION 314

Vote For 1

	TOTAL	Polls	Early Provisional	S
Yes / Sí	1,526	304	1,215	7
No	1,062	129	929	4
Total Votes Cast	2,588	433	2,144	11

PROPOSITION 315

Vote For 1

	TOTAL	Polls	Early Provisional	S
Yes / Sí	1,026	198	823	5
No	1,449	212	1,232	5
Total Votes Cast	2,475	410	2,055	10

PROPOSITION 412 - Amphitheater Unified School District No. 10

Vote For 1

	TOTAL	Polls	Early Provisional	S
Bond Approval, Yes / Aprobación de Bonos, Sí	807	116	691	0
Bond Approval, No / Aprobación de Bonos, No	663	106	557	0
Total Votes Cast	1,470	222	1,248	0

PROPOSITION 413 - Amphitheater Unified School District No. 10

Vote For 1

	TOTAL	Polls	Early Provisional	S
Budget Override Continuation, Yes / Continuación del Aumento al Presupuesto, Sí	815	107	708	0
Budget Override Continuation, No / Continuación del Aumento al Presupuesto, No	658	118	540	0
Total Votes Cast	1,473	225	1,248	0

Precinct 226

Statistics	TOTAL	Polls	Early Provisional	s
Registered Voters - Total	993			
Ballots Cast - Total	868	84	782	2
Ballots Cast - Blank	9	2	7	0
Voter Turnout - Total	87.41%			

Presidential Electors

Vote For 1	TOTAL	Polls	Early Provisional	s
HARRIS, KAMALA D.	437	31	406	0
TRUMP, DONALD J.	411	52	357	2
OLIVER, CHASE	5	0	5	0
STEIN, JILL	6	0	6	0
Write-In Totals	4	0	4	0
Write-In: Ayyadurai / Ellis	0	0	0	0
Write-In: Boddie / Stoneham	0	0	0	0
Write-In: De la Cruz / Garcia	0	0	0	0
Write-In: Shelton / Serra	0	0	0	0
Write-In: Skousen / Combs	0	0	0	0
Not Assigned	4	0	4	0
Total Votes Cast	863	83	778	2

U.S. Senator

Vote For 1	TOTAL	Polls	Early Provisional	s
GALLEGO, RUBEN	454	38	416	0
LAKE, KARI	376	42	332	2
QUINTANA, EDUARDO	17	0	17	0
Write-In Totals	4	0	4	0
Write-In: Williams, Sarah	0	0	0	0
Write-In: Beckett, Christopher	0	0	0	0
Write-In: Sanders, Steven Cavin	0	0	0	0
Write-In: Bozic, David	0	0	0	0
Write-In: Petty, Shawn	0	0	0	0
Write-In: Rodriguez, Benjamin	0	0	0	0
Write-In: Prosser, Jannie "Jannie"	0	0	0	0
Not Assigned	4	0	4	0
Total Votes Cast	851	80	769	2

Precinct 226

U.S. Representative in Congress District 6

Vote For 1

	TOTAL	Polls	Early Provisional	s
ENGEL, KIRSTEN	413	30	383	0
CISCOMANI, JUAN	411	47	362	2
EASTWOOD, ATHENA	23	4	19	0
Write-In Totals	2	0	2	0
Write-In: Pozzolo, Luis	0	0	0	0
Not Assigned	2	0	2	0
Total Votes Cast	849	81	766	2

State Senator District 18

Vote For 1

	TOTAL	Polls	Early Provisional	s
SUNDARESHAN, PRIYA	517	44	473	0
Write-In Totals	32	5	27	0
Not Assigned	32	5	27	0
Total Votes Cast	549	49	500	0

State Representative Dist. 18

Vote For 2

	TOTAL	Polls	Early Provisional	s
GUTIERREZ, NANCY	414	28	386	0
MATHIS, CHRIS	372	29	343	0
ROSENBLUM, LEONARD "LEN"	415	50	364	1
Write-In Totals	15	0	15	0
Not Assigned	15	0	15	0
Total Votes Cast	1,216	107	1,108	1

Corporation Commissioner

Vote For 3

	TOTAL	Polls	Early Provisional	s
AGUILAR, YLENIA	362	21	341	0
HILL, JONATHON	378	23	355	0
POLACHECK, JOSHUA	354	22	332	0
LOPEZ, RENE	362	41	319	2
MARQUEZ PETERSON, LEA	364	41	323	0
WALDEN, RACHEL	378	44	334	0
CEASE, MIKE	21	1	20	0
LUXENBERG, NINA	23	3	20	0
Write-In Totals	3	0	3	0
Write-In: Bertone, Frank	0	0	0	0
Not Assigned	3	0	3	0
Total Votes Cast	2,245	196	2,047	2

Precinct 226

Board of Supervisors District 1

Vote For 1

	TOTAL	Polls	Early Provisional	S
SCOTT, REX	417	27	390	0
SPAIN, STEVE	420	51	368	1
Write-In Totals	0	0	0	0
Not Assigned	0	0	0	0
Total Votes Cast	837	78	758	1

County Assessor

Vote For 1

	TOTAL	Polls	Early Provisional	S
DROUBIE, SUZANNE	516	42	473	1
Write-In Totals	29	4	25	0
Not Assigned	29	4	25	0
Total Votes Cast	545	46	498	1

County Attorney

Vote For 1

	TOTAL	Polls	Early Provisional	S
CONOVER, LAURA	463	38	425	0
DRUAN, HOWARD	165	19	145	1
Write-In Totals	21	2	19	0
Not Assigned	21	2	19	0
Total Votes Cast	649	59	589	1

County Recorder

Vote For 1

	TOTAL	Polls	Early Provisional	S
CÁZARES-KELLY, GABRIELLA	413	28	385	0
CAMPBELL-GONZALEZ, DOMINIC	391	45	344	2
Write-In Totals	4	0	4	0
Not Assigned	4	0	4	0
Total Votes Cast	808	73	733	2

County Sheriff

Vote For 1

	TOTAL	Polls	Early Provisional	S
NANOS, CHRIS	348	26	322	0
LAPPIN, HEATHER	474	50	422	2
Write-In Totals	1	0	1	0
Write-In: Di Genova, Trista	0	0	0	0
Not Assigned	1	0	1	0
Total Votes Cast	823	76	745	2

Precinct 226

County Superintendent of Schools

Vote For 1

	TOTAL	Polls	Early Provisional	S
WILLIAMS, DUSTIN	509	42	466	1
Write-In Totals	29	5	24	0
Not Assigned	29	5	24	0
Total Votes Cast	538	47	490	1

County Treasurer

Vote For 1

	TOTAL	Polls	Early Provisional	S
JOHNSON, BRIAN	379	26	353	0
ACKERLEY, CHRIS	441	45	394	2
Write-In Totals	2	0	2	0
Not Assigned	2	0	2	0
Total Votes Cast	822	71	749	2

Justice of the Peace Precinct 6

Vote For 1

	TOTAL	Polls	Early Provisional	S
BALL, ALEXANDER	512	41	471	0
Write-In Totals	27	5	22	0
Not Assigned	27	5	22	0
Total Votes Cast	539	46	493	0

Constable Precinct 6

Vote For 1

	TOTAL	Polls	Early Provisional	S
BERNAL, BENNETT L.	517	42	475	0
Write-In Totals	24	4	20	0
Not Assigned	24	4	20	0
Total Votes Cast	541	46	495	0

KING, KATHRYN H.

Vote For 1

	TOTAL	Polls	Early Provisional	S
Yes / Si	367	42	324	1
No	329	30	299	0
Total Votes Cast	696	72	623	1

BOLICK, CLINT

Vote For 1

	TOTAL	Polls	Early Provisional	S
Yes / Si	354	40	313	1
No	348	31	317	0
Total Votes Cast	702	71	630	1

Precinct 226

ECKERSTROM, PETER J.

Vote For 1

	TOTAL	Polls	Early Provisional	S
Yes / Si	450	46	403	1
No	174	22	152	0
Total Votes Cast	624	68	555	1

STARING, CHRISTOPHER P.

Vote For 1

	TOTAL	Polls	Early Provisional	S
Yes / Si	438	46	391	1
No	186	24	162	0
Total Votes Cast	624	70	553	1

GRIFFIN, BRENDEN J.

Vote For 1

	TOTAL	Polls	Early Provisional	S
Yes / Si	454	42	411	1
No	157	21	136	0
Total Votes Cast	611	63	547	1

LEE, KENNETH

Vote For 1

	TOTAL	Polls	Early Provisional	S
Yes / Si	469	42	426	1
No	151	22	129	0
Total Votes Cast	620	64	555	1

BRYSON, KYLE A.

Vote For 1

	TOTAL	Polls	Early Provisional	S
Yes / Si	458	41	416	1
No	155	22	133	0
Total Votes Cast	613	63	549	1

COHEN, GARY J.

Vote For 1

	TOTAL	Polls	Early Provisional	S
Yes / Si	436	42	393	1
No	179	22	157	0
Total Votes Cast	615	64	550	1

Precinct 226

GORDON, RICHARD E.

Vote For 1

	TOTAL	Polls	Early Provisional	S
Yes / Si	455	40	414	1
No	157	24	133	0
Total Votes Cast	612	64	547	1

BUTLER, MICHAEL J.

Vote For 1

	TOTAL	Polls	Early Provisional	S
Yes / Si	463	44	418	1
No	151	20	131	0
Total Votes Cast	614	64	549	1

YEHLING, WAYNE E.

Vote For 1

	TOTAL	Polls	Early Provisional	S
Yes / Si	457	41	415	1
No	153	22	131	0
Total Votes Cast	610	63	546	1

CONSTANT, DANIELLE J.K.

Vote For 1

	TOTAL	Polls	Early Provisional	S
Yes / Si	430	40	389	1
No	179	23	156	0
Total Votes Cast	609	63	545	1

METCALF, D. DOUGLAS

Vote For 1

	TOTAL	Polls	Early Provisional	S
Yes / Si	451	43	407	1
No	154	20	134	0
Total Votes Cast	605	63	541	1

MCGINLEY, CASEY F.

Vote For 1

	TOTAL	Polls	Early Provisional	S
Yes / Si	468	45	422	1
No	146	20	126	0
Total Votes Cast	614	65	548	1

Precinct 226

SAKALL, GREG

Vote For 1

	TOTAL	Polls	Early Provisional	S
Yes / Si	453	40	412	1
No	162	24	138	0
Total Votes Cast	615	64	550	1

WAGENER, JOAN L.

Vote For 1

	TOTAL	Polls	Early Provisional	S
Yes / Si	448	42	405	1
No	159	22	137	0
Total Votes Cast	607	64	542	1

JOHNSON, KELLIE L.

Vote For 1

	TOTAL	Polls	Early Provisional	S
Yes / Si	419	37	381	1
No	204	26	178	0
Total Votes Cast	623	63	559	1

ORTIZ, KIMBERLY H.

Vote For 1

	TOTAL	Polls	Early Provisional	S
Yes / Si	458	42	415	1
No	153	22	131	0
Total Votes Cast	611	64	546	1

MCDONALD, SCOTT DAVID

Vote For 1

	TOTAL	Polls	Early Provisional	S
Yes / Si	433	38	394	1
No	177	25	152	0
Total Votes Cast	610	63	546	1

ABRAMS, LISA ILKA

Vote For 1

	TOTAL	Polls	Early Provisional	S
Yes / Si	451	42	408	1
No	161	21	140	0
Total Votes Cast	612	63	548	1

Precinct 226

PROPOSITION 133

Vote For 1				
	TOTAL	Polls	Early Provisional	S
Yes / Si	297	29	267	1
No	497	50	446	1
Total Votes Cast	794	79	713	2

PROPOSITION 134

Vote For 1				
	TOTAL	Polls	Early Provisional	S
Yes / Si	279	27	251	1
No	517	53	463	1
Total Votes Cast	796	80	714	2

PROPOSITION 135

Vote For 1				
	TOTAL	Polls	Early Provisional	S
Yes / Si	350	42	307	1
No	447	36	410	1
Total Votes Cast	797	78	717	2

PROPOSITION 136

Vote For 1				
	TOTAL	Polls	Early Provisional	S
Yes / Si	257	27	229	1
No	522	49	472	1
Total Votes Cast	779	76	701	2

PROPOSITION 137

Vote For 1				
	TOTAL	Polls	Early Provisional	S
Yes / Si	134	17	116	1
No	666	61	604	1
Total Votes Cast	800	78	720	2

PROPOSITION 138

Vote For 1				
	TOTAL	Polls	Early Provisional	S
Yes / Si	161	20	140	1
No	641	58	582	1
Total Votes Cast	802	78	722	2

Precinct 226

PROPOSITION 139

Vote For 1

	TOTAL	Polls	Early Provisional	s
Yes / Si	538	47	491	0
No	301	35	264	2
Total Votes Cast	839	82	755	2

PROPOSITION 140

Vote For 1

	TOTAL	Polls	Early Provisional	s
Yes / Si	334	33	301	0
No	495	46	447	2
Total Votes Cast	829	79	748	2

PROPOSITION 311

Vote For 1

	TOTAL	Polls	Early Provisional	s
Yes / Si	525	58	465	2
No	305	23	282	0
Total Votes Cast	830	81	747	2

PROPOSITION 312

Vote For 1

	TOTAL	Polls	Early Provisional	s
Yes / Si	480	55	423	2
No	344	24	320	0
Total Votes Cast	824	79	743	2

PROPOSITION 313

Vote For 1

	TOTAL	Polls	Early Provisional	s
Yes / Si	478	55	421	2
No	334	24	310	0
Total Votes Cast	812	79	731	2

PROPOSITION 314

Vote For 1

	TOTAL	Polls	Early Provisional	s
Yes / Si	476	52	422	2
No	327	26	301	0
Total Votes Cast	803	78	723	2

Precinct 226

PROPOSITION 315

Vote For 1

	TOTAL	Polls	Early Provisional	S
Yes / Sí	309	36	272	1
No	462	37	424	1
Total Votes Cast	771	73	696	2

PROPOSITION 412 - Amphitheater Unified School District No. 10

Vote For 1

	TOTAL	Polls	Early Provisional	S
Bond Approval, Yes / Aprobación de Bonos, Sí	417	37	380	0
Bond Approval, No / Aprobación de Bonos, No	361	40	320	1
Total Votes Cast	778	77	700	1

PROPOSITION 413 - Amphitheater Unified School District No. 10

Vote For 1

	TOTAL	Polls	Early Provisional	S
Budget Override Continuation, Yes / Continuación del Aumento al Presupuesto, Sí	411	37	374	0
Budget Override Continuation, No / Continuación del Aumento al Presupuesto, No	372	40	331	1
Total Votes Cast	783	77	705	1

Summary Results Report
 General Election
 November 5, 2024

OFFICIAL RESULTS
 Summary of Votes Cast
 County of Pima

Precinct 227

Statistics	TOTAL	Polls	Early Provisionals	
Registered Voters - Total	6,055			
Ballots Cast - Total	4,714	847	3,836	31
Ballots Cast - Blank	73	22	50	1
Voter Turnout - Total	77.85%			

Presidential Electors

Vote For 1	TOTAL	Polls	Early Provisionals	
HARRIS, KAMALA D.	2,131	293	1,826	12
TRUMP, DONALD J.	2,494	539	1,936	19
OLIVER, CHASE	37	5	32	0
STEIN, JILL	18	4	14	0
Write-In Totals	11	4	7	0
Write-In: Ayyadurai / Ellis	0	0	0	0
Write-In: Boddie / Stoneham	0	0	0	0
Write-In: De la Cruz / Garcia	1	0	1	0
Write-In: Shelton / Serra	0	0	0	0
Write-In: Skousen / Combs	0	0	0	0
Not Assigned	10	4	6	0
Total Votes Cast	4,691	845	3,815	31

U.S. Senator

Vote For 1	TOTAL	Polls	Early Provisionals	
GALLEGO, RUBEN	2,229	334	1,884	11
LAKE, KARI	2,258	466	1,774	18
QUINTANA, EDUARDO	105	25	79	1
Write-In Totals	11	3	8	0
Write-In: Williams, Sarah	0	0	0	0
Write-In: Beckett, Christopher	1	0	1	0
Write-In: Sanders, Steven Cavin	0	0	0	0
Write-In: Bozic, David	0	0	0	0
Write-In: Petty, Shawn	0	0	0	0
Write-In: Rodriguez, Benjamin	0	0	0	0
Write-In: Prosser, Jannie "Jannie"	0	0	0	0
Not Assigned	10	3	7	0
Total Votes Cast	4,603	828	3,745	30

U.S. Representative in Congress District 7

Vote For 1	TOTAL	Polls	Early Provisionals	
GRIJALVA, RAÚL M.	2,103	315	1,775	13
BUTIEREZ SR., DANIEL FRANCIS	2,410	494	1,900	16
Write-In Totals	16	4	12	0
Not Assigned	16	4	12	0
Total Votes Cast	4,529	813	3,687	29

Precinct 227

State Senator District 21

Vote For 1

	TOTAL	Polls	Early Provisional	s
GABALDÓN, ROSANNA	2,833	495	2,323	15
Write-In Totals	245	57	185	3
Not Assigned	245	57	185	3
Total Votes Cast	3,078	552	2,508	18

State Representative Dist. 21

Vote For 2

	TOTAL	Polls	Early Provisional	s
HERNANDEZ, CONSUELO	1,862	244	1,610	8
STAHL HAMILTON, STEPHANIE	1,836	237	1,590	9
KIBBEY, CHRISTOPHER	2,432	497	1,918	17
Write-In Totals	56	17	38	1
Not Assigned	56	17	38	1
Total Votes Cast	6,186	995	5,156	35

Corporation Commissioner

Vote For 3

	TOTAL	Polls	Early Provisional	s
AGUILAR, YLENIA	1,809	259	1,541	9
HILL, JONATHON	1,618	191	1,418	9
POLACHECK, JOSHUA	1,585	189	1,388	8
LOPEZ, RENE	2,014	366	1,633	15
MARQUEZ PETERSON, LEA	1,909	304	1,594	11
WALDEN, RACHEL	2,070	377	1,679	14
CEASE, MIKE	145	40	105	0
LUXENBERG, NINA	151	29	122	0
Write-In Totals	11	2	9	0
Write-In: Bertone, Frank	0	0	0	0
Not Assigned	11	2	9	0
Total Votes Cast	11,312	1,757	9,489	66

Board of Supervisors District 2

Vote For 1

	TOTAL	Polls	Early Provisional	s
HEINZ, MATT	2,059	301	1,747	11
BACKER, JOHN	2,412	491	1,904	17
Write-In Totals	6	2	4	0
Not Assigned	6	2	4	0
Total Votes Cast	4,477	794	3,655	28

Precinct 227

County Assessor

Vote For 1

	TOTAL	Polls	Early Provisional	S
DROUBIE, SUZANNE	2,882	501	2,364	17
Write-In Totals	204	43	158	3
Not Assigned	204	43	158	3
Total Votes Cast	3,086	544	2,522	20

County Attorney

Vote For 1

	TOTAL	Polls	Early Provisional	S
CONOVER, LAURA	2,354	371	1,968	15
DRUAN, HOWARD	1,064	239	818	7
Write-In Totals	109	19	88	2
Not Assigned	109	19	88	2
Total Votes Cast	3,527	629	2,874	24

County Recorder

Vote For 1

	TOTAL	Polls	Early Provisional	S
CÁZARES-KELLY, GABRIELLA	2,088	292	1,786	10
CAMPBELL-GONZALEZ, DOMINIC	2,305	489	1,799	17
Write-In Totals	5	1	3	1
Not Assigned	5	1	3	1
Total Votes Cast	4,398	782	3,588	28

County Sheriff

Vote For 1

	TOTAL	Polls	Early Provisional	S
NANOS, CHRIS	1,786	275	1,501	10
LAPPIN, HEATHER	2,694	526	2,150	18
Write-In Totals	16	2	14	0
Write-In: Di Genova, Trista	2	0	2	0
Not Assigned	14	2	12	0
Total Votes Cast	4,496	803	3,665	28

County Superintendent of Schools

Vote For 1

	TOTAL	Polls	Early Provisional	S
WILLIAMS, DUSTIN	2,843	500	2,326	17
Write-In Totals	196	44	149	3
Not Assigned	196	44	149	3
Total Votes Cast	3,039	544	2,475	20

Precinct 227

County Treasurer

Vote For 1

	TOTAL	Polls	Early Provisional	S
JOHNSON, BRIAN	1,878	270	1,597	11
ACKERLEY, CHRIS	2,558	514	2,028	16
Write-In Totals	6	2	3	1
Not Assigned	6	2	3	1
Total Votes Cast	4,442	786	3,628	28

Constable Precinct 7

Vote For 1

	TOTAL	Polls	Early Provisional	S
SCHENEK JR., THOMAS	3,331	648	2,662	21
Write-In Totals	125	15	109	1
Not Assigned	125	15	109	1
Total Votes Cast	3,456	663	2,771	22

KING, KATHRYN H.

Vote For 1

	TOTAL	Polls	Early Provisional	S
Yes / Si	2,337	436	1,888	13
No	1,439	217	1,212	10
Total Votes Cast	3,776	653	3,100	23

BOLICK, CLINT

Vote For 1

	TOTAL	Polls	Early Provisional	S
Yes / Si	2,243	403	1,826	14
No	1,499	243	1,247	9
Total Votes Cast	3,742	646	3,073	23

ECKERSTROM, PETER J.

Vote For 1

	TOTAL	Polls	Early Provisional	S
Yes / Si	2,498	405	2,080	13
No	1,070	222	838	10
Total Votes Cast	3,568	627	2,918	23

STARING, CHRISTOPHER P.

Vote For 1

	TOTAL	Polls	Early Provisional	S
Yes / Si	2,458	421	2,023	14
No	1,063	203	852	8
Total Votes Cast	3,521	624	2,875	22

Precinct 227

GRIFFIN, BRENDEN J.

Vote For 1		TOTAL	Polls	Early Provisional	S
Yes / Si		2,461	424	2,023	14
No		1,011	195	808	8
Total Votes Cast		3,472	619	2,831	22

LEE, KENNETH

Vote For 1		TOTAL	Polls	Early Provisional	S
Yes / Si		2,458	416	2,027	15
No		1,010	198	805	7
Total Votes Cast		3,468	614	2,832	22

BRYSON, KYLE A.

Vote For 1		TOTAL	Polls	Early Provisional	S
Yes / Si		2,461	410	2,037	14
No		1,009	203	799	7
Total Votes Cast		3,470	613	2,836	21

COHEN, GARY J.

Vote For 1		TOTAL	Polls	Early Provisional	S
Yes / Si		2,454	413	2,028	13
No		995	197	789	9
Total Votes Cast		3,449	610	2,817	22

GORDON, RICHARD E.

Vote For 1		TOTAL	Polls	Early Provisional	S
Yes / Si		2,463	410	2,040	13
No		986	202	775	9
Total Votes Cast		3,449	612	2,815	22

BUTLER, MICHAEL J.

Vote For 1		TOTAL	Polls	Early Provisional	S
Yes / Si		2,477	404	2,059	14
No		1,003	210	784	9
Total Votes Cast		3,480	614	2,843	23

Precinct 227

YEHLING, WAYNE E.

Vote For 1

	TOTAL	Polls	Early Provisional	S
Yes / Si	2,414	398	2,003	13
No	1,048	214	825	9
Total Votes Cast	3,462	612	2,828	22

CONSTANT, DANIELLE J.K.

Vote For 1

	TOTAL	Polls	Early Provisional	S
Yes / Si	2,395	411	1,970	14
No	1,054	202	845	7
Total Votes Cast	3,449	613	2,815	21

METCALF, D. DOUGLAS

Vote For 1

	TOTAL	Polls	Early Provisional	S
Yes / Si	2,462	418	2,031	13
No	995	194	793	8
Total Votes Cast	3,457	612	2,824	21

MCGINLEY, CASEY F.

Vote For 1

	TOTAL	Polls	Early Provisional	S
Yes / Si	2,496	415	2,068	13
No	946	198	739	9
Total Votes Cast	3,442	613	2,807	22

SAKALL, GREG

Vote For 1

	TOTAL	Polls	Early Provisional	S
Yes / Si	2,450	399	2,038	13
No	1,018	210	799	9
Total Votes Cast	3,468	609	2,837	22

WAGENER, JOAN L.

Vote For 1

	TOTAL	Polls	Early Provisional	S
Yes / Si	2,428	408	2,006	14
No	1,016	204	803	9
Total Votes Cast	3,444	612	2,809	23

Precinct 227

JOHNSON, KELLIE L.

Vote For 1

	TOTAL	Polls	Early Provisional	S
Yes / Si	2,325	416	1,895	14
No	1,162	193	961	8
Total Votes Cast	3,487	609	2,856	22

ORTIZ, KIMBERLY H.

Vote For 1

	TOTAL	Polls	Early Provisional	S
Yes / Si	2,526	430	2,083	13
No	934	186	739	9
Total Votes Cast	3,460	616	2,822	22

MCDONALD, SCOTT DAVID

Vote For 1

	TOTAL	Polls	Early Provisional	S
Yes / Si	2,449	418	2,017	14
No	994	195	791	8
Total Votes Cast	3,443	613	2,808	22

ABRAMS, LISA ILKA

Vote For 1

	TOTAL	Polls	Early Provisional	S
Yes / Si	2,494	431	2,050	13
No	980	187	784	9
Total Votes Cast	3,474	618	2,834	22

Governing Board - Sahuarita Unified School District No. 30

Vote For 3

	TOTAL	Polls	Early Provisional	S
BRUNO, ANTHONY "TONY" ROCCO	1,985	370	1,604	11
FETTIG, DEBBIE	944	139	797	8
PETERSMARCK, AMY	2,252	364	1,870	18
REIS, DENISE	1,806	251	1,548	7
ZANIN, KATHRYN	1,606	219	1,379	8
Write-In Totals	65	10	55	0
Not Assigned	65	10	55	0
Total Votes Cast	8,658	1,353	7,253	52

PROPOSITION 133

Vote For 1

	TOTAL	Polls	Early Provisional	S
Yes / Si	1,842	382	1,445	15
No	2,370	380	1,977	13
Total Votes Cast	4,212	762	3,422	28

Precinct 227

PROPOSITION 134

Vote For 1	TOTAL	Polls	Early Provisional	S
Yes / Si	1,810	366	1,428	16
No	2,397	394	1,992	11
Total Votes Cast	4,207	760	3,420	27

PROPOSITION 135

Vote For 1	TOTAL	Polls	Early Provisional	S
Yes / Si	2,045	430	1,600	15
No	2,146	323	1,812	11
Total Votes Cast	4,191	753	3,412	26

PROPOSITION 136

Vote For 1	TOTAL	Polls	Early Provisional	S
Yes / Si	1,580	330	1,240	10
No	2,552	399	2,137	16
Total Votes Cast	4,132	729	3,377	26

PROPOSITION 137

Vote For 1	TOTAL	Polls	Early Provisional	S
Yes / Si	952	216	729	7
No	3,239	536	2,684	19
Total Votes Cast	4,191	752	3,413	26

PROPOSITION 138

Vote For 1	TOTAL	Polls	Early Provisional	S
Yes / Si	985	194	784	7
No	3,313	582	2,710	21
Total Votes Cast	4,298	776	3,494	28

PROPOSITION 139

Vote For 1	TOTAL	Polls	Early Provisional	S
Yes / Si	2,673	452	2,203	18
No	1,841	351	1,478	12
Total Votes Cast	4,514	803	3,681	30

Precinct 227

PROPOSITION 140

Vote For 1

	TOTAL	Polls	Early Provisional	S
Yes / Si	2,103	399	1,692	12
No	2,304	385	1,904	15
Total Votes Cast	4,407	784	3,596	27

PROPOSITION 311

Vote For 1

	TOTAL	Polls	Early Provisional	S
Yes / Si	3,191	611	2,561	19
No	1,255	183	1,062	10
Total Votes Cast	4,446	794	3,623	29

PROPOSITION 312

Vote For 1

	TOTAL	Polls	Early Provisional	S
Yes / Si	2,809	539	2,254	16
No	1,568	240	1,317	11
Total Votes Cast	4,377	779	3,571	27

PROPOSITION 313

Vote For 1

	TOTAL	Polls	Early Provisional	S
Yes / Si	3,058	617	2,418	23
No	1,335	159	1,171	5
Total Votes Cast	4,393	776	3,589	28

PROPOSITION 314

Vote For 1

	TOTAL	Polls	Early Provisional	S
Yes / Si	2,902	560	2,323	19
No	1,449	206	1,235	8
Total Votes Cast	4,351	766	3,558	27

PROPOSITION 315

Vote For 1

	TOTAL	Polls	Early Provisional	S
Yes / Si	2,012	403	1,592	17
No	2,119	323	1,789	7
Total Votes Cast	4,131	726	3,381	24

Precinct 227

PROPOSITION 403

Vote For 1

	TOTAL	Polls	Early Provisional	S
Bond Approval, Yes / Aprobación de Bonos, Si	1,582	250	1,322	10
Bond Approval, No / Aprobación de Bonos, No	2,592	478	2,099	15
Total Votes Cast	4,174	728	3,421	25

PROPOSITION 404

Vote For 1

	TOTAL	Polls	Early Provisional	S
Yes / Sí	2,779	445	2,319	15
No	1,359	279	1,072	8
Total Votes Cast	4,138	724	3,391	23

PROPOSITION 405

Vote For 1

	TOTAL	Polls	Early Provisional	S
Yes / Sí	2,856	483	2,359	14
No	1,228	239	980	9
Total Votes Cast	4,084	722	3,339	23

PROPOSITION 406

Vote For 1

	TOTAL	Polls	Early Provisional	S
Yes / Sí	2,546	416	2,117	13
No	1,514	297	1,207	10
Total Votes Cast	4,060	713	3,324	23

PROPOSITION 407

Vote For 1

	TOTAL	Polls	Early Provisional	S
Yes / Sí	2,453	393	2,048	12
No	1,595	324	1,260	11
Total Votes Cast	4,048	717	3,308	23

Summary Results Report
 General Election
 November 5, 2024

OFFICIAL RESULTS
 Summary of Votes Cast
 County of Pima

Precinct 228

Statistics	TOTAL	Polls	Early Provisional	S
Registered Voters - Total	1,205			
Ballots Cast - Total	1,100	126	972	2
Ballots Cast - Blank	12	2	10	0
Voter Turnout - Total	91.29%			

Presidential Electors

Vote For 1	TOTAL	Polls	Early Provisional	S
HARRIS, KAMALA D.	609	35	573	1
TRUMP, DONALD J.	472	89	382	1
OLIVER, CHASE	2	1	1	0
STEIN, JILL	6	0	6	0
Write-In Totals	3	0	3	0
Write-In: Ayyadurai / Ellis	0	0	0	0
Write-In: Boddie / Stoneham	0	0	0	0
Write-In: De la Cruz / Garcia	1	0	1	0
Write-In: Shelton / Serra	1	0	1	0
Write-In: Skousen / Combs	0	0	0	0
Not Assigned	1	0	1	0
Total Votes Cast	1,092	125	965	2

U.S. Senator

Vote For 1	TOTAL	Polls	Early Provisional	S
GALLEGO, RUBEN	620	39	580	1
LAKE, KARI	447	83	363	1
QUINTANA, EDUARDO	21	4	17	0
Write-In Totals	2	0	2	0
Write-In: Williams, Sarah	0	0	0	0
Write-In: Beckett, Christopher	1	0	1	0
Write-In: Sanders, Steven Cavin	1	0	1	0
Write-In: Bozic, David	0	0	0	0
Write-In: Petty, Shawn	0	0	0	0
Write-In: Rodriguez, Benjamin	0	0	0	0
Write-In: Prosser, Jannie "Jannie"	0	0	0	0
Not Assigned	0	0	0	0
Total Votes Cast	1,090	126	962	2

U.S. Representative in Congress District 7

Vote For 1	TOTAL	Polls	Early Provisional	S
GRIJALVA, RAÚL M.	574	35	538	1
BUTIEREZ SR., DANIEL FRANCIS	491	88	402	1
Write-In Totals	0	0	0	0
Not Assigned	0	0	0	0
Total Votes Cast	1,065	123	940	2

Summary Results Report
 General Election
 November 5, 2024

OFFICIAL RESULTS
 Summary of Votes Cast
 County of Pima

Precinct 228

State Senator District 16

Vote For 1

	TOTAL	Polls	Early Provisional	S
SEAMAN, STACEY	577	33	543	1
SHOPE JR., THOMAS "T.J."	497	89	407	1
Write-In Totals	1	0	1	0
Not Assigned	1	0	1	0
Total Votes Cast	1,075	122	951	2

State Representative Dist. 16

Vote For 2

	TOTAL	Polls	Early Provisional	S
SEAMAN, KEITH	581	31	549	1
LOPEZ, CHRIS	437	76	361	0
MARTINEZ, TERESA	454	71	382	1
Write-In Totals	9	1	8	0
Not Assigned	9	1	8	0
Total Votes Cast	1,481	179	1,300	2

Corporation Commissioner

Vote For 3

	TOTAL	Polls	Early Provisional	S
AGUILAR, YLENIA	534	26	507	1
HILL, JONATHON	517	26	490	1
POLACHECK, JOSHUA	511	28	482	1
LOPEZ, RENE	418	70	348	0
MARQUEZ PETERSON, LEA	432	69	362	1
WALDEN, RACHEL	435	74	361	0
CEASE, MIKE	28	5	23	0
LUXENBERG, NINA	34	4	30	0
Write-In Totals	1	1	0	0
Write-In: Bertone, Frank	0	0	0	0
Not Assigned	1	1	0	0
Total Votes Cast	2,910	303	2,603	4

Board of Supervisors District 3

Vote For 1

	TOTAL	Polls	Early Provisional	S
ALLEN, JENNIFER "JEN"	547	28	518	1
WITTENBRAKER, JANET "JL"	473	82	390	1
BAH, IMAN-UTOPIA LAYJOU	31	5	26	0
Write-In Totals	1	1	0	0
Not Assigned	1	1	0	0
Total Votes Cast	1,052	116	934	2

Precinct 228

County Assessor

Vote For 1

	TOTAL	Polls	Early Provisional	S
DROUBIE, SUZANNE	690	56	632	2
Write-In Totals	26	4	22	0
Not Assigned	26	4	22	0
Total Votes Cast	716	60	654	2

County Attorney

Vote For 1

	TOTAL	Polls	Early Provisional	S
CONOVER, LAURA	605	40	563	2
DRUAN, HOWARD	194	39	155	0
Write-In Totals	14	2	12	0
Not Assigned	14	2	12	0
Total Votes Cast	813	81	730	2

County Recorder

Vote For 1

	TOTAL	Polls	Early Provisional	S
CÁZARES-KELLY, GABRIELLA	589	32	556	1
CAMPBELL-GONZALEZ, DOMINIC	441	85	355	1
Write-In Totals	2	1	1	0
Not Assigned	2	1	1	0
Total Votes Cast	1,032	118	912	2

County Sheriff

Vote For 1

	TOTAL	Polls	Early Provisional	S
NANOS, CHRIS	456	23	433	0
LAPPIN, HEATHER	597	100	495	2
Write-In Totals	2	1	1	0
Write-In: Di Genova, Trista	0	0	0	0
Not Assigned	2	1	1	0
Total Votes Cast	1,055	124	929	2

County Superintendent of Schools

Vote For 1

	TOTAL	Polls	Early Provisional	S
WILLIAMS, DUSTIN	681	57	622	2
Write-In Totals	23	6	17	0
Not Assigned	23	6	17	0
Total Votes Cast	704	63	639	2

Precinct 228

County Treasurer

Vote For 1

	TOTAL	Polls	Early Provisional	S
JOHNSON, BRIAN	534	27	506	1
ACKERLEY, CHRIS	502	92	409	1
Write-In Totals	1	1	0	0
Not Assigned	1	1	0	0
Total Votes Cast	1,037	120	915	2

Justice of the Peace Precinct 4

Vote For 1

	TOTAL	Polls	Early Provisional	S
PESQUIERA, CHARLENE	680	57	621	2
Write-In Totals	31	6	25	0
Not Assigned	31	6	25	0
Total Votes Cast	711	63	646	2

Constable Precinct 4

Vote For 1

	TOTAL	Polls	Early Provisional	S
ETHRIDGE-NIELSEN, TRACY	675	59	614	2
Write-In Totals	24	6	18	0
Not Assigned	24	6	18	0
Total Votes Cast	699	65	632	2

KING, KATHRYN H.

Vote For 1

	TOTAL	Polls	Early Provisional	S
Yes / Si	436	63	372	1
No	462	38	423	1
Total Votes Cast	898	101	795	2

BOLICK, CLINT

Vote For 1

	TOTAL	Polls	Early Provisional	S
Yes / Si	407	59	347	1
No	483	40	442	1
Total Votes Cast	890	99	789	2

ECKERSTROM, PETER J.

Vote For 1

	TOTAL	Polls	Early Provisional	S
Yes / Si	589	64	524	1
No	189	30	158	1
Total Votes Cast	778	94	682	2

Precinct 228

STARING, CHRISTOPHER P.

Vote For 1

	TOTAL	Polls	Early Provisional	S
Yes / Si	545	65	479	1
No	226	27	198	1
Total Votes Cast	771	92	677	2

GRIFFIN, BRENDEN J.

Vote For 1

	TOTAL	Polls	Early Provisional	S
Yes / Si	535	67	467	1
No	220	25	194	1
Total Votes Cast	755	92	661	2

LEE, KENNETH

Vote For 1

	TOTAL	Polls	Early Provisional	S
Yes / Si	530	61	468	1
No	214	29	184	1
Total Votes Cast	744	90	652	2

BRYSON, KYLE A.

Vote For 1

	TOTAL	Polls	Early Provisional	S
Yes / Si	554	60	493	1
No	202	30	171	1
Total Votes Cast	756	90	664	2

COHEN, GARY J.

Vote For 1

	TOTAL	Polls	Early Provisional	S
Yes / Si	535	58	476	1
No	214	32	181	1
Total Votes Cast	749	90	657	2

GORDON, RICHARD E.

Vote For 1

	TOTAL	Polls	Early Provisional	S
Yes / Si	538	65	472	1
No	206	26	179	1
Total Votes Cast	744	91	651	2

Precinct 228

BUTLER, MICHAEL J.

Vote For 1

	TOTAL	Polls	Early Provisional	S
Yes / Si	554	61	492	1
No	202	29	172	1
Total Votes Cast	756	90	664	2

YEHLING, WAYNE E.

Vote For 1

	TOTAL	Polls	Early Provisional	S
Yes / Si	528	60	467	1
No	227	30	196	1
Total Votes Cast	755	90	663	2

CONSTANT, DANIELLE J.K.

Vote For 1

	TOTAL	Polls	Early Provisional	S
Yes / Si	509	60	448	1
No	243	31	211	1
Total Votes Cast	752	91	659	2

METCALF, D. DOUGLAS

Vote For 1

	TOTAL	Polls	Early Provisional	S
Yes / Si	538	64	473	1
No	212	27	184	1
Total Votes Cast	750	91	657	2

MCGINLEY, CASEY F.

Vote For 1

	TOTAL	Polls	Early Provisional	S
Yes / Si	561	64	496	1
No	197	28	168	1
Total Votes Cast	758	92	664	2

SAKALL, GREG

Vote For 1

	TOTAL	Polls	Early Provisional	S
Yes / Si	557	62	494	1
No	213	29	183	1
Total Votes Cast	770	91	677	2

Precinct 228

WAGENER, JOAN L.

Vote For 1

	TOTAL	Polls	Early Provisional	S
Yes / Si	549	62	486	1
No	208	29	178	1
Total Votes Cast	757	91	664	2

JOHNSON, KELLIE L.

Vote For 1

	TOTAL	Polls	Early Provisional	S
Yes / Si	476	58	417	1
No	293	33	259	1
Total Votes Cast	769	91	676	2

ORTIZ, KIMBERLY H.

Vote For 1

	TOTAL	Polls	Early Provisional	S
Yes / Si	549	60	488	1
No	208	31	176	1
Total Votes Cast	757	91	664	2

MCDONALD, SCOTT DAVID

Vote For 1

	TOTAL	Polls	Early Provisional	S
Yes / Si	532	62	469	1
No	217	27	189	1
Total Votes Cast	749	89	658	2

ABRAMS, LISA ILKA

Vote For 1

	TOTAL	Polls	Early Provisional	S
Yes / Si	551	64	486	1
No	200	27	172	1
Total Votes Cast	751	91	658	2

Governing Board - Tucson Unified School District (TUSD) No. 1

Vote For 3

	TOTAL	Polls	Early Provisional	S
ACOSTA RUIZ, PILAR	152	24	127	1
FLORES, ESTEBAN	206	32	172	2
LUNA ROSE, NATALIE	358	37	320	1
SHAH, RAVI	286	28	257	1
SHAW, SADIE	315	28	287	0
Write-In Totals	19	2	17	0
Not Assigned	19	2	17	0
Total Votes Cast	1,336	151	1,180	5

Precinct 228

Governing Board - Marana Unified School District No. 6

Vote For 3

	TOTAL	Polls	Early Provisional	S
ALEXANDER, ROY	95	6	89	0
HOLT, HUNTER D.	90	7	83	0
RAYMOND, CATHIE	116	5	111	0
ROBERTS, MIKAIL	58	5	53	0
WILLARD, DAVID	103	7	96	0
Write-In Totals	7	1	6	0
Not Assigned	7	1	6	0
Total Votes Cast	469	31	438	0

Board of Governors - Pima Community College Dist. 3

Vote For 1

	TOTAL	Polls	Early Provisional	S
GARCIA, MARIA DE LA LUZ	286	30	255	1
RANDALL, KRISTEN	391	53	337	1
Write-In Totals	11	3	8	0
Not Assigned	11	3	8	0
Total Votes Cast	688	86	600	2

PROPOSITION 133

Vote For 1

	TOTAL	Polls	Early Provisional	S
Yes / Si	357	61	295	1
No	642	51	590	1
Total Votes Cast	999	112	885	2

PROPOSITION 134

Vote For 1

	TOTAL	Polls	Early Provisional	S
Yes / Si	349	56	292	1
No	659	57	601	1
Total Votes Cast	1,008	113	893	2

PROPOSITION 135

Vote For 1

	TOTAL	Polls	Early Provisional	S
Yes / Si	398	65	332	1
No	593	45	547	1
Total Votes Cast	991	110	879	2

Precinct 228

PROPOSITION 136

Vote For 1				
	TOTAL	Polls	Early Provisional	S
Yes / Si	304	55	248	1
No	679	56	622	1
Total Votes Cast	983	111	870	2

PROPOSITION 137

Vote For 1				
	TOTAL	Polls	Early Provisional	S
Yes / Si	185	28	156	1
No	802	77	724	1
Total Votes Cast	987	105	880	2

PROPOSITION 138

Vote For 1				
	TOTAL	Polls	Early Provisional	S
Yes / Si	193	34	159	0
No	816	80	734	2
Total Votes Cast	1,009	114	893	2

PROPOSITION 139

Vote For 1				
	TOTAL	Polls	Early Provisional	S
Yes / Si	716	52	662	2
No	349	68	281	0
Total Votes Cast	1,065	120	943	2

PROPOSITION 140

Vote For 1				
	TOTAL	Polls	Early Provisional	S
Yes / Si	411	51	359	1
No	651	70	580	1
Total Votes Cast	1,062	121	939	2

PROPOSITION 311

Vote For 1				
	TOTAL	Polls	Early Provisional	S
Yes / Si	599	79	519	1
No	460	41	418	1
Total Votes Cast	1,059	120	937	2

Precinct 228

PROPOSITION 312

Vote For 1

	TOTAL	Polls	Early Provisional	S
Yes / Sí	558	79	478	1
No	495	41	453	1
Total Votes Cast	1,053	120	931	2

PROPOSITION 313

Vote For 1

	TOTAL	Polls	Early Provisional	S
Yes / Sí	545	80	464	1
No	475	37	437	1
Total Votes Cast	1,020	117	901	2

PROPOSITION 314

Vote For 1

	TOTAL	Polls	Early Provisional	S
Yes / Sí	542	78	463	1
No	480	40	439	1
Total Votes Cast	1,022	118	902	2

PROPOSITION 315

Vote For 1

	TOTAL	Polls	Early Provisional	S
Yes / Sí	412	67	344	1
No	583	46	536	1
Total Votes Cast	995	113	880	2

PROPOSITION 411 - Marana Unified School District No. 6

Vote For 1

	TOTAL	Polls	Early Provisional	S
Budget Increase, Yes / Aumento al Presupuesto, Sí	125	7	118	0
Budget Increase, No / Aumento al Presupuesto, No	148	12	136	0
Total Votes Cast	273	19	254	0

Summary Results Report
 General Election
 November 5, 2024

OFFICIAL RESULTS
 Summary of Votes Cast
 County of Pima

Precinct 229

Statistics	TOTAL	Polls	Early Provisional	s
Registered Voters - Total	5,276			
Ballots Cast - Total	4,472	813	3,623	36
Ballots Cast - Blank	69	24	40	5
Voter Turnout - Total	84.76%			

Presidential Electors

Vote For 1	TOTAL	Polls	Early Provisional	s
HARRIS, KAMALA D.	1,495	165	1,324	6
TRUMP, DONALD J.	2,883	632	2,222	29
OLIVER, CHASE	34	5	28	1
STEIN, JILL	22	4	18	0
Write-In Totals	19	5	14	0
Write-In: Ayyadurai / Ellis	0	0	0	0
Write-In: Boddie / Stoneham	0	0	0	0
Write-In: De la Cruz / Garcia	0	0	0	0
Write-In: Shelton / Serra	0	0	0	0
Write-In: Skousen / Combs	0	0	0	0
Not Assigned	19	5	14	0
Total Votes Cast	4,453	811	3,606	36

U.S. Senator

Vote For 1	TOTAL	Polls	Early Provisional	s
GALLEGO, RUBEN	1,594	179	1,407	8
LAKE, KARI	2,667	603	2,039	25
QUINTANA, EDUARDO	113	17	96	0
Write-In Totals	6	1	5	0
Write-In: Williams, Sarah	0	0	0	0
Write-In: Beckett, Christopher	0	0	0	0
Write-In: Sanders, Steven Cavin	0	0	0	0
Write-In: Bozic, David	0	0	0	0
Write-In: Petty, Shawn	0	0	0	0
Write-In: Rodriguez, Benjamin	0	0	0	0
Write-In: Prosser, Jannie "Jannie"	1	0	1	0
Not Assigned	5	1	4	0
Total Votes Cast	4,380	800	3,547	33

Summary Results Report
 General Election
 November 5, 2024

OFFICIAL RESULTS
 Summary of Votes Cast
 County of Pima

Precinct 229

U.S. Representative in Congress District 6

Vote For 1

	TOTAL	Polls	Early Provisional	S
ENGEL, KIRSTEN	1,420	164	1,253	3
CISCOMANI, JUAN	2,763	589	2,147	27
EASTWOOD, ATHENA	148	30	117	1
Write-In Totals	12	2	10	0
Write-In: Pozzolo, Luis	2	1	1	0
Not Assigned	10	1	9	0
Total Votes Cast	4,343	785	3,527	31

State Senator District 19

Vote For 1

	TOTAL	Polls	Early Provisional	S
KARP, BOB	1,434	153	1,277	4
GOWAN, DAVID	2,838	618	2,193	27
Write-In Totals	7	0	7	0
Not Assigned	7	0	7	0
Total Votes Cast	4,279	771	3,477	31

State Representative Dist. 19

Vote For 2

	TOTAL	Polls	Early Provisional	S
FROSTROM JR., GREGG	1,449	147	1,297	5
DIAZ, LUPE	2,114	393	1,704	17
GRIFFIN, GAIL	2,578	528	2,029	21
Write-In Totals	27	4	23	0
Not Assigned	27	4	23	0
Total Votes Cast	6,168	1,072	5,053	43

Corporation Commissioner

Vote For 3

	TOTAL	Polls	Early Provisional	S
AGUILAR, YLENIA	1,234	119	1,112	3
HILL, JONATHON	1,271	105	1,162	4
POLACHECK, JOSHUA	1,158	96	1,058	4
LOPEZ, RENE	2,262	426	1,822	14
MARQUEZ PETERSON, LEA	2,265	421	1,831	13
WALDEN, RACHEL	2,501	490	1,993	18
CEASE, MIKE	166	30	134	2
LUXENBERG, NINA	213	47	164	2
Write-In Totals	11	2	9	0
Write-In: Bertone, Frank	0	0	0	0
Not Assigned	11	2	9	0
Total Votes Cast	11,081	1,736	9,285	60

Precinct 229

Board of Supervisors District 4

Vote For 1

	TOTAL	Polls	Early Provisional	S
BECHTOL, VANESSA	1,422	149	1,269	4
CHRISTY, STEPHEN W. "STEVE"	2,827	613	2,187	27
Write-In Totals	7	1	6	0
Not Assigned	7	1	6	0
Total Votes Cast	4,256	763	3,462	31

County Assessor

Vote For 1

	TOTAL	Polls	Early Provisional	S
DROUBIE, SUZANNE	2,416	386	2,014	16
Write-In Totals	259	48	209	2
Not Assigned	259	48	209	2
Total Votes Cast	2,675	434	2,223	18

County Attorney

Vote For 1

	TOTAL	Polls	Early Provisional	S
CONOVER, LAURA	1,780	229	1,540	11
DRUAN, HOWARD	1,334	311	1,013	10
Write-In Totals	137	18	118	1
Not Assigned	137	18	118	1
Total Votes Cast	3,251	558	2,671	22

County Recorder

Vote For 1

	TOTAL	Polls	Early Provisional	S
CÁZARES-KELLY, GABRIELLA	1,498	154	1,339	5
CAMPBELL-GONZALEZ, DOMINIC	2,663	585	2,053	25
Write-In Totals	7	0	7	0
Not Assigned	7	0	7	0
Total Votes Cast	4,168	739	3,399	30

County Sheriff

Vote For 1

	TOTAL	Polls	Early Provisional	S
NANOS, CHRIS	1,204	143	1,056	5
LAPPIN, HEATHER	3,096	638	2,432	26
Write-In Totals	20	1	19	0
Write-In: Di Genova, Trista	1	0	1	0
Not Assigned	19	1	18	0
Total Votes Cast	4,320	782	3,507	31

Precinct 229

County Superintendent of Schools

Vote For 1

	TOTAL	Polls	Early Provisional	S
WILLIAMS, DUSTIN	2,391	381	1,994	16
Write-In Totals	225	40	183	2
Not Assigned	225	40	183	2
Total Votes Cast	2,616	421	2,177	18

County Treasurer

Vote For 1

	TOTAL	Polls	Early Provisional	S
JOHNSON, BRIAN	1,319	138	1,177	4
ACKERLEY, CHRIS	2,894	617	2,252	25
Write-In Totals	7	0	7	0
Not Assigned	7	0	7	0
Total Votes Cast	4,220	755	3,436	29

Constable Precinct 7

Vote For 1

	TOTAL	Polls	Early Provisional	S
SCHENEK JR., THOMAS	3,392	677	2,687	28
Write-In Totals	80	6	74	0
Not Assigned	80	6	74	0
Total Votes Cast	3,472	683	2,761	28

KING, KATHRYN H.

Vote For 1

	TOTAL	Polls	Early Provisional	S
Yes / Si	2,262	428	1,815	19
No	1,279	188	1,086	5
Total Votes Cast	3,541	616	2,901	24

BOLICK, CLINT

Vote For 1

	TOTAL	Polls	Early Provisional	S
Yes / Si	2,161	403	1,742	16
No	1,348	206	1,137	5
Total Votes Cast	3,509	609	2,879	21

ECKERSTROM, PETER J.

Vote For 1

	TOTAL	Polls	Early Provisional	S
Yes / Si	2,217	387	1,818	12
No	1,083	199	874	10
Total Votes Cast	3,300	586	2,692	22

Precinct 229

STARING, CHRISTOPHER P.

Vote For 1

	TOTAL	Polls	Early Provisional	S
Yes / Si	2,320	392	1,913	15
No	991	187	799	5
Total Votes Cast	3,311	579	2,712	20

GRIFFIN, BRENDEN J.

Vote For 1

	TOTAL	Polls	Early Provisional	S
Yes / Si	2,273	397	1,861	15
No	949	165	779	5
Total Votes Cast	3,222	562	2,640	20

LEE, KENNETH

Vote For 1

	TOTAL	Polls	Early Provisional	S
Yes / Si	2,271	381	1,874	16
No	946	184	758	4
Total Votes Cast	3,217	565	2,632	20

BRYSON, KYLE A.

Vote For 1

	TOTAL	Polls	Early Provisional	S
Yes / Si	2,285	386	1,884	15
No	929	177	747	5
Total Votes Cast	3,214	563	2,631	20

COHEN, GARY J.

Vote For 1

	TOTAL	Polls	Early Provisional	S
Yes / Si	2,265	372	1,877	16
No	924	180	740	4
Total Votes Cast	3,189	552	2,617	20

GORDON, RICHARD E.

Vote For 1

	TOTAL	Polls	Early Provisional	S
Yes / Si	2,285	387	1,884	14
No	916	174	736	6
Total Votes Cast	3,201	561	2,620	20

Precinct 229

BUTLER, MICHAEL J.

Vote For 1

	TOTAL	Polls	Early Provisional	S
Yes / Si	2,302	379	1,907	16
No	905	178	723	4
Total Votes Cast	3,207	557	2,630	20

YEHLING, WAYNE E.

Vote For 1

	TOTAL	Polls	Early Provisional	S
Yes / Si	2,255	372	1,867	16
No	939	187	748	4
Total Votes Cast	3,194	559	2,615	20

CONSTANT, DANIELLE J.K.

Vote For 1

	TOTAL	Polls	Early Provisional	S
Yes / Si	2,224	386	1,821	17
No	967	175	789	3
Total Votes Cast	3,191	561	2,610	20

METCALF, D. DOUGLAS

Vote For 1

	TOTAL	Polls	Early Provisional	S
Yes / Si	2,273	388	1,870	15
No	925	168	752	5
Total Votes Cast	3,198	556	2,622	20

MCGINLEY, CASEY F.

Vote For 1

	TOTAL	Polls	Early Provisional	S
Yes / Si	2,312	394	1,901	17
No	881	167	711	3
Total Votes Cast	3,193	561	2,612	20

SAKALL, GREG

Vote For 1

	TOTAL	Polls	Early Provisional	S
Yes / Si	2,244	379	1,850	15
No	949	177	767	5
Total Votes Cast	3,193	556	2,617	20

Precinct 229

WAGENER, JOAN L.

Vote For 1

	TOTAL	Polls	Early Provisional	S
Yes / Si	2,264	386	1,861	17
No	930	170	757	3
Total Votes Cast	3,194	556	2,618	20

JOHNSON, KELLIE L.

Vote For 1

	TOTAL	Polls	Early Provisional	S
Yes / Si	2,160	387	1,757	16
No	1,061	169	888	4
Total Votes Cast	3,221	556	2,645	20

ORTIZ, KIMBERLY H.

Vote For 1

	TOTAL	Polls	Early Provisional	S
Yes / Si	2,320	394	1,910	16
No	875	163	708	4
Total Votes Cast	3,195	557	2,618	20

MCDONALD, SCOTT DAVID

Vote For 1

	TOTAL	Polls	Early Provisional	S
Yes / Si	2,241	382	1,842	17
No	948	174	771	3
Total Votes Cast	3,189	556	2,613	20

ABRAMS, LISA ILKA

Vote For 1

	TOTAL	Polls	Early Provisional	S
Yes / Si	2,298	391	1,891	16
No	897	164	729	4
Total Votes Cast	3,195	555	2,620	20

Governing Board - Vail Unified School District No. 20

Vote For 3

	TOTAL	Polls	Early Provisional	S
KING, CHRISTOPHER	1,985	322	1,648	15
MOORE, LAURA	1,672	276	1,387	9
MOTHERSHED, JOHN	985	158	823	4
PRATT, ALLISON	2,102	350	1,744	8
TIPPETT, CALLIE BASHAM	1,726	244	1,474	8
Write-In Totals	79	11	68	0
Not Assigned	79	11	68	0
Total Votes Cast	8,549	1,361	7,144	44

Precinct 229

PROPOSITION 133

Vote For 1

	TOTAL	Polls	Early Provisional	S
Yes / Si	1,867	376	1,472	19
No	2,174	344	1,821	9
Total Votes Cast	4,041	720	3,293	28

PROPOSITION 134

Vote For 1

	TOTAL	Polls	Early Provisional	S
Yes / Si	1,946	383	1,544	19
No	2,115	341	1,763	11
Total Votes Cast	4,061	724	3,307	30

PROPOSITION 135

Vote For 1

	TOTAL	Polls	Early Provisional	S
Yes / Si	2,204	432	1,749	23
No	1,827	287	1,533	7
Total Votes Cast	4,031	719	3,282	30

PROPOSITION 136

Vote For 1

	TOTAL	Polls	Early Provisional	S
Yes / Si	1,695	339	1,340	16
No	2,277	362	1,901	14
Total Votes Cast	3,972	701	3,241	30

PROPOSITION 137

Vote For 1

	TOTAL	Polls	Early Provisional	S
Yes / Si	924	194	727	3
No	3,101	522	2,552	27
Total Votes Cast	4,025	716	3,279	30

PROPOSITION 138

Vote For 1

	TOTAL	Polls	Early Provisional	S
Yes / Si	1,099	221	870	8
No	3,036	525	2,489	22
Total Votes Cast	4,135	746	3,359	30

Precinct 229

PROPOSITION 139

Vote For 1

	TOTAL	Polls	Early Provisional	S
Yes / Si	2,352	356	1,978	18
No	1,955	423	1,520	12
Total Votes Cast	4,307	779	3,498	30

PROPOSITION 140

Vote For 1

	TOTAL	Polls	Early Provisional	S
Yes / Si	1,874	331	1,529	14
No	2,339	424	1,899	16
Total Votes Cast	4,213	755	3,428	30

PROPOSITION 311

Vote For 1

	TOTAL	Polls	Early Provisional	S
Yes / Si	3,180	616	2,534	30
No	1,056	140	916	0
Total Votes Cast	4,236	756	3,450	30

PROPOSITION 312

Vote For 1

	TOTAL	Polls	Early Provisional	S
Yes / Si	2,947	576	2,348	23
No	1,239	174	1,058	7
Total Votes Cast	4,186	750	3,406	30

PROPOSITION 313

Vote For 1

	TOTAL	Polls	Early Provisional	S
Yes / Si	3,029	603	2,403	23
No	1,088	141	941	6
Total Votes Cast	4,117	744	3,344	29

PROPOSITION 314

Vote For 1

	TOTAL	Polls	Early Provisional	S
Yes / Si	3,059	612	2,421	26
No	1,042	121	918	3
Total Votes Cast	4,101	733	3,339	29

Precinct 229

PROPOSITION 315

Vote For 1

	TOTAL	Polls	Early Provisional	S
Yes / Si	2,145	423	1,706	16
No	1,799	273	1,513	13
Total Votes Cast	3,944	696	3,219	29

Summary Results Report
 General Election
 November 5, 2024

OFFICIAL RESULTS
 Summary of Votes Cast
 County of Pima

Precinct 230

Statistics	TOTAL	Polls	Early Provisional	s
Registered Voters - Total	1,025			
Ballots Cast - Total	860	71	787	2
Ballots Cast - Blank	11	2	9	0
Voter Turnout - Total	83.90%			

Presidential Electors

Vote For 1	TOTAL	Polls	Early Provisional	s
HARRIS, KAMALA D.	568	26	541	1
TRUMP, DONALD J.	283	45	237	1
OLIVER, CHASE	3	0	3	0
STEIN, JILL	2	0	2	0
Write-In Totals	1	0	1	0
Write-In: Ayyadurai / Ellis	0	0	0	0
Write-In: Boddie / Stoneham	0	0	0	0
Write-In: De la Cruz / Garcia	0	0	0	0
Write-In: Shelton / Serra	0	0	0	0
Write-In: Skousen / Combs	0	0	0	0
Not Assigned	1	0	1	0
Total Votes Cast	857	71	784	2

U.S. Senator

Vote For 1	TOTAL	Polls	Early Provisional	s
GALLEGO, RUBEN	567	30	535	2
LAKE, KARI	245	37	208	0
QUINTANA, EDUARDO	32	4	28	0
Write-In Totals	3	0	3	0
Write-In: Williams, Sarah	0	0	0	0
Write-In: Beckett, Christopher	0	0	0	0
Write-In: Sanders, Steven Cavin	0	0	0	0
Write-In: Bozic, David	0	0	0	0
Write-In: Petty, Shawn	0	0	0	0
Write-In: Rodriguez, Benjamin	0	0	0	0
Write-In: Prosser, Jannie "Jannie"	0	0	0	0
Not Assigned	3	0	3	0
Total Votes Cast	847	71	774	2

Precinct 230

U.S. Representative in Congress District 6

Vote For 1

	TOTAL	Polls	Early Provisional	s
ENGEL, KIRSTEN	532	28	504	0
CISCOMANI, JUAN	262	32	229	1
EASTWOOD, ATHENA	37	5	32	0
Write-In Totals	0	0	0	0
Write-In: Pozzolo, Luis	0	0	0	0
Not Assigned	0	0	0	0
Total Votes Cast	831	65	765	1

State Senator District 18

Vote For 1

	TOTAL	Polls	Early Provisional	s
SUNDARESHAN, PRIYA	597	35	561	1
Write-In Totals	17	3	14	0
Not Assigned	17	3	14	0
Total Votes Cast	614	38	575	1

State Representative Dist. 18

Vote For 2

	TOTAL	Polls	Early Provisional	s
GUTIERREZ, NANCY	515	23	492	0
MATHIS, CHRIS	457	17	439	1
ROSENBLUM, LEONARD "LEN"	278	39	239	0
Write-In Totals	7	0	7	0
Not Assigned	7	0	7	0
Total Votes Cast	1,257	79	1,177	1

Corporation Commissioner

Vote For 3

	TOTAL	Polls	Early Provisional	s
AGUILAR, YLENIA	493	23	469	1
HILL, JONATHON	482	21	461	0
POLACHECK, JOSHUA	446	19	426	1
LOPEZ, RENE	240	26	214	0
MARQUEZ PETERSON, LEA	239	28	211	0
WALDEN, RACHEL	238	28	210	0
CEASE, MIKE	36	6	30	0
LUXENBERG, NINA	33	4	29	0
Write-In Totals	0	0	0	0
Write-In: Bertone, Frank	0	0	0	0
Not Assigned	0	0	0	0
Total Votes Cast	2,207	155	2,050	2

Precinct 230

Board of Supervisors District 1

Vote For 1

	TOTAL	Polls	Early Provisional	S
SCOTT, REX	531	27	503	1
SPAIN, STEVE	283	35	248	0
Write-In Totals	0	0	0	0
Not Assigned	0	0	0	0
Total Votes Cast	814	62	751	1

County Assessor

Vote For 1

	TOTAL	Polls	Early Provisional	S
DROUBIE, SUZANNE	614	37	575	2
Write-In Totals	12	2	10	0
Not Assigned	12	2	10	0
Total Votes Cast	626	39	585	2

County Attorney

Vote For 1

	TOTAL	Polls	Early Provisional	S
CONOVER, LAURA	556	30	525	1
DRUAN, HOWARD	115	16	99	0
Write-In Totals	10	1	9	0
Not Assigned	10	1	9	0
Total Votes Cast	681	47	633	1

County Recorder

Vote For 1

	TOTAL	Polls	Early Provisional	S
CÁZARES-KELLY, GABRIELLA	533	24	507	2
CAMPBELL-GONZALEZ, DOMINIC	265	33	232	0
Write-In Totals	1	1	0	0
Not Assigned	1	1	0	0
Total Votes Cast	799	58	739	2

County Sheriff

Vote For 1

	TOTAL	Polls	Early Provisional	S
NANOS, CHRIS	477	24	451	2
LAPPIN, HEATHER	337	40	297	0
Write-In Totals	3	0	3	0
Write-In: Di Genova, Trista	0	0	0	0
Not Assigned	3	0	3	0
Total Votes Cast	817	64	751	2

Precinct 230

County Superintendent of Schools

Vote For 1

	TOTAL	Polls	Early Provisional	S
WILLIAMS, DUSTIN	618	33	583	2
Write-In Totals	14	3	11	0
Not Assigned	14	3	11	0
Total Votes Cast	632	36	594	2

County Treasurer

Vote For 1

	TOTAL	Polls	Early Provisional	S
JOHNSON, BRIAN	507	21	484	2
ACKERLEY, CHRIS	300	39	261	0
Write-In Totals	0	0	0	0
Not Assigned	0	0	0	0
Total Votes Cast	807	60	745	2

Constable Precinct 1

Vote For 1

	TOTAL	Polls	Early Provisional	S
ROOSEVELT, MARK	514	23	490	1
ROWLAND, DANIEL	288	36	252	0
Write-In Totals	1	0	1	0
Not Assigned	1	0	1	0
Total Votes Cast	803	59	743	1

KING, KATHRYN H.

Vote For 1

	TOTAL	Polls	Early Provisional	S
Yes / Si	311	32	278	1
No	381	21	359	1
Total Votes Cast	692	53	637	2

BOLICK, CLINT

Vote For 1

	TOTAL	Polls	Early Provisional	S
Yes / Si	300	36	264	0
No	384	15	367	2
Total Votes Cast	684	51	631	2

ECKERSTROM, PETER J.

Vote For 1

	TOTAL	Polls	Early Provisional	S
Yes / Si	498	39	459	0
No	127	10	116	1
Total Votes Cast	625	49	575	1

Precinct 230

STARING, CHRISTOPHER P.

Vote For 1

	TOTAL	Polls	Early Provisional	S
Yes / Si	460	38	422	0
No	159	11	147	1
Total Votes Cast	619	49	569	1

GRIFFIN, BRENDEN J.

Vote For 1

	TOTAL	Polls	Early Provisional	S
Yes / Si	456	38	417	1
No	152	10	142	0
Total Votes Cast	608	48	559	1

LEE, KENNETH

Vote For 1

	TOTAL	Polls	Early Provisional	S
Yes / Si	455	36	418	1
No	149	14	135	0
Total Votes Cast	604	50	553	1

BRYSON, KYLE A.

Vote For 1

	TOTAL	Polls	Early Provisional	S
Yes / Si	466	37	428	1
No	143	11	132	0
Total Votes Cast	609	48	560	1

COHEN, GARY J.

Vote For 1

	TOTAL	Polls	Early Provisional	S
Yes / Si	454	38	415	1
No	148	12	136	0
Total Votes Cast	602	50	551	1

GORDON, RICHARD E.

Vote For 1

	TOTAL	Polls	Early Provisional	S
Yes / Si	462	36	425	1
No	141	13	128	0
Total Votes Cast	603	49	553	1

Precinct 230

BUTLER, MICHAEL J.

Vote For 1

	TOTAL	Polls	Early Provisional	S
Yes / Si	469	37	431	1
No	140	12	128	0
Total Votes Cast	609	49	559	1

YEHLING, WAYNE E.

Vote For 1

	TOTAL	Polls	Early Provisional	S
Yes / Si	445	36	409	0
No	156	12	143	1
Total Votes Cast	601	48	552	1

CONSTANT, DANIELLE J.K.

Vote For 1

	TOTAL	Polls	Early Provisional	S
Yes / Si	437	38	398	1
No	165	11	154	0
Total Votes Cast	602	49	552	1

METCALF, D. DOUGLAS

Vote For 1

	TOTAL	Polls	Early Provisional	S
Yes / Si	463	40	422	1
No	144	10	134	0
Total Votes Cast	607	50	556	1

MCGINLEY, CASEY F.

Vote For 1

	TOTAL	Polls	Early Provisional	S
Yes / Si	462	38	423	1
No	136	11	125	0
Total Votes Cast	598	49	548	1

SAKALL, GREG

Vote For 1

	TOTAL	Polls	Early Provisional	S
Yes / Si	451	38	413	0
No	149	11	137	1
Total Votes Cast	600	49	550	1

Precinct 230

WAGENER, JOAN L.

Vote For 1

	TOTAL	Polls	Early Provisional	S
Yes / Si	456	36	419	1
No	145	14	131	0
Total Votes Cast	601	50	550	1

JOHNSON, KELLIE L.

Vote For 1

	TOTAL	Polls	Early Provisional	S
Yes / Si	400	35	364	1
No	211	13	197	1
Total Votes Cast	611	48	561	2

ORTIZ, KIMBERLY H.

Vote For 1

	TOTAL	Polls	Early Provisional	S
Yes / Si	472	40	431	1
No	130	10	120	0
Total Votes Cast	602	50	551	1

MCDONALD, SCOTT DAVID

Vote For 1

	TOTAL	Polls	Early Provisional	S
Yes / Si	448	38	409	1
No	149	11	138	0
Total Votes Cast	597	49	547	1

ABRAMS, LISA ILKA

Vote For 1

	TOTAL	Polls	Early Provisional	S
Yes / Si	462	38	423	1
No	147	12	135	0
Total Votes Cast	609	50	558	1

PROPOSITION 133

Vote For 1

	TOTAL	Polls	Early Provisional	S
Yes / Si	230	25	205	0
No	539	37	500	2
Total Votes Cast	769	62	705	2

Precinct 230

PROPOSITION 134

Vote For 1

	TOTAL	Polls	Early Provisional	S
Yes / Si	242	30	211	1
No	529	34	494	1
Total Votes Cast	771	64	705	2

PROPOSITION 135

Vote For 1

	TOTAL	Polls	Early Provisional	S
Yes / Si	277	30	247	0
No	484	30	452	2
Total Votes Cast	761	60	699	2

PROPOSITION 136

Vote For 1

	TOTAL	Polls	Early Provisional	S
Yes / Si	207	32	174	1
No	546	28	517	1
Total Votes Cast	753	60	691	2

PROPOSITION 137

Vote For 1

	TOTAL	Polls	Early Provisional	S
Yes / Si	149	17	132	0
No	601	41	558	2
Total Votes Cast	750	58	690	2

PROPOSITION 138

Vote For 1

	TOTAL	Polls	Early Provisional	S
Yes / Si	133	22	111	0
No	640	41	597	2
Total Votes Cast	773	63	708	2

PROPOSITION 139

Vote For 1

	TOTAL	Polls	Early Provisional	S
Yes / Si	646	36	608	2
No	180	29	151	0
Total Votes Cast	826	65	759	2

Precinct 230

PROPOSITION 140

Vote For 1

	TOTAL	Polls	Early Provisional	S
Yes / Si	363	33	329	1
No	448	32	415	1
Total Votes Cast	811	65	744	2

PROPOSITION 311

Vote For 1

	TOTAL	Polls	Early Provisional	S
Yes / Si	457	39	417	1
No	351	25	325	1
Total Votes Cast	808	64	742	2

PROPOSITION 312

Vote For 1

	TOTAL	Polls	Early Provisional	S
Yes / Si	412	42	369	1
No	392	23	368	1
Total Votes Cast	804	65	737	2

PROPOSITION 313

Vote For 1

	TOTAL	Polls	Early Provisional	S
Yes / Si	402	34	367	1
No	389	28	360	1
Total Votes Cast	791	62	727	2

PROPOSITION 314

Vote For 1

	TOTAL	Polls	Early Provisional	S
Yes / Si	375	37	337	1
No	402	22	379	1
Total Votes Cast	777	59	716	2

PROPOSITION 315

Vote For 1

	TOTAL	Polls	Early Provisional	S
Yes / Si	268	26	242	0
No	482	30	450	2
Total Votes Cast	750	56	692	2

Precinct 230

PROPOSITION 412 - Amphitheater Unified School District No. 10

Vote For 1

	TOTAL	Polls	Early Provisional	s
Bond Approval, Yes / Aprobación de Bonos, Sí	453	33	420	0
Bond Approval, No / Aprobación de Bonos, No	292	21	270	1
Total Votes Cast	745	54	690	1

PROPOSITION 413 - Amphitheater Unified School District No. 10

Vote For 1

	TOTAL	Polls	Early Provisional	s
Budget Override Continuation, Yes / Continuación del Aumento al Presupuesto, Sí	417	30	387	0
Budget Override Continuation, No / Continuación del Aumento al Presupuesto, No	332	29	302	1
Total Votes Cast	749	59	689	1

Summary Results Report
 General Election
 November 5, 2024

OFFICIAL RESULTS
 Summary of Votes Cast
 County of Pima

Precinct 231

Statistics	TOTAL	Polls	Early Provisional	s
Registered Voters - Total	6,197			
Ballots Cast - Total	4,853	786	4,031	36
Ballots Cast - Blank	80	23	56	1
Voter Turnout - Total	78.31%			

Presidential Electors

Vote For 1	TOTAL	Polls	Early Provisional	s
HARRIS, KAMALA D.	2,152	240	1,897	15
TRUMP, DONALD J.	2,593	527	2,046	20
OLIVER, CHASE	38	4	34	0
STEIN, JILL	17	3	14	0
Write-In Totals	21	6	15	0
Write-In: Ayyadurai / Ellis	0	0	0	0
Write-In: Boddie / Stoneham	0	0	0	0
Write-In: De la Cruz / Garcia	0	0	0	0
Write-In: Shelton / Serra	0	0	0	0
Write-In: Skousen / Combs	2	0	2	0
Not Assigned	19	6	13	0
Total Votes Cast	4,821	780	4,006	35

U.S. Senator

Vote For 1	TOTAL	Polls	Early Provisional	s
GALLEGO, RUBEN	2,260	272	1,972	16
LAKE, KARI	2,336	472	1,846	18
QUINTANA, EDUARDO	139	21	118	0
Write-In Totals	6	0	6	0
Write-In: Williams, Sarah	0	0	0	0
Write-In: Beckett, Christopher	0	0	0	0
Write-In: Sanders, Steven Cavin	0	0	0	0
Write-In: Bozic, David	0	0	0	0
Write-In: Petty, Shawn	0	0	0	0
Write-In: Rodriguez, Benjamin	0	0	0	0
Write-In: Prosser, Jannie "Jannie"	0	0	0	0
Not Assigned	6	0	6	0
Total Votes Cast	4,741	765	3,942	34

U.S. Representative in Congress District 7

Vote For 1	TOTAL	Polls	Early Provisional	s
GRIJALVA, RAÚL M.	2,145	261	1,868	16
BUTIEREZ SR., DANIEL FRANCIS	2,522	492	2,012	18
Write-In Totals	4	0	4	0
Not Assigned	4	0	4	0
Total Votes Cast	4,671	753	3,884	34

Precinct 231

State Senator District 21

Vote For 1

	TOTAL	Polls	Early Provisional	s
GABALDÓN, ROSANNA	2,839	422	2,398	19
Write-In Totals	273	59	212	2
Not Assigned	273	59	212	2
Total Votes Cast	3,112	481	2,610	21

State Representative Dist. 21

Vote For 2

	TOTAL	Polls	Early Provisional	s
HERNANDEZ, CONSUELO	1,899	213	1,681	5
STAHL HAMILTON, STEPHANIE	1,809	183	1,617	9
KIBBEY, CHRISTOPHER	2,475	486	1,970	19
Write-In Totals	65	4	61	0
Not Assigned	65	4	61	0
Total Votes Cast	6,248	886	5,329	33

Corporation Commissioner

Vote For 3

	TOTAL	Polls	Early Provisional	s
AGUILAR, YLENIA	1,916	217	1,687	12
HILL, JONATHON	1,674	149	1,517	8
POLACHECK, JOSHUA	1,563	130	1,426	7
LOPEZ, RENE	2,109	381	1,714	14
MARQUEZ PETERSON, LEA	1,999	337	1,648	14
WALDEN, RACHEL	2,087	362	1,714	11
CEASE, MIKE	167	29	137	1
LUXENBERG, NINA	177	30	146	1
Write-In Totals	6	1	5	0
Write-In: Bertone, Frank	0	0	0	0
Not Assigned	6	1	5	0
Total Votes Cast	11,698	1,636	9,994	68

Board of Supervisors District 2

Vote For 1

	TOTAL	Polls	Early Provisional	s
HEINZ, MATT	2,077	251	1,814	12
BACKER, JOHN	2,508	479	2,010	19
Write-In Totals	5	0	4	1
Not Assigned	5	0	4	1
Total Votes Cast	4,590	730	3,828	32

Precinct 231

County Assessor

Vote For 1

	TOTAL	Polls	Early Provisional	S
DROUBIE, SUZANNE	2,874	426	2,426	22
Write-In Totals	204	43	157	4
Not Assigned	204	43	157	4
Total Votes Cast	3,078	469	2,583	26

County Attorney

Vote For 1

	TOTAL	Polls	Early Provisional	S
CONOVER, LAURA	2,392	311	2,062	19
DRUAN, HOWARD	1,069	229	831	9
Write-In Totals	112	23	88	1
Not Assigned	112	23	88	1
Total Votes Cast	3,573	563	2,981	29

County Recorder

Vote For 1

	TOTAL	Polls	Early Provisional	S
CÁZARES-KELLY, GABRIELLA	2,145	249	1,877	19
CAMPBELL-GONZALEZ, DOMINIC	2,352	474	1,863	15
Write-In Totals	2	0	2	0
Not Assigned	2	0	2	0
Total Votes Cast	4,499	723	3,742	34

County Sheriff

Vote For 1

	TOTAL	Polls	Early Provisional	S
NANOS, CHRIS	1,875	232	1,629	14
LAPPIN, HEATHER	2,729	512	2,196	21
Write-In Totals	9	0	9	0
Write-In: Di Genova, Trista	0	0	0	0
Not Assigned	9	0	9	0
Total Votes Cast	4,613	744	3,834	35

County Superintendent of Schools

Vote For 1

	TOTAL	Polls	Early Provisional	S
WILLIAMS, DUSTIN	2,861	432	2,406	23
Write-In Totals	214	46	165	3
Not Assigned	214	46	165	3
Total Votes Cast	3,075	478	2,571	26

Precinct 231

County Treasurer

Vote For 1

	TOTAL	Polls	Early Provisional	S
JOHNSON, BRIAN	1,955	224	1,716	15
ACKERLEY, CHRIS	2,617	507	2,091	19
Write-In Totals	3	1	2	0
Not Assigned	3	1	2	0
Total Votes Cast	4,575	732	3,809	34

Constable Precinct 7

Vote For 1

	TOTAL	Polls	Early Provisional	S
SCHENEK JR., THOMAS	3,435	621	2,790	24
Write-In Totals	149	16	133	0
Not Assigned	149	16	133	0
Total Votes Cast	3,584	637	2,923	24

KING, KATHRYN H.

Vote For 1

	TOTAL	Polls	Early Provisional	S
Yes / Si	2,416	401	1,996	19
No	1,471	211	1,253	7
Total Votes Cast	3,887	612	3,249	26

BOLICK, CLINT

Vote For 1

	TOTAL	Polls	Early Provisional	S
Yes / Si	2,296	380	1,898	18
No	1,554	228	1,318	8
Total Votes Cast	3,850	608	3,216	26

ECKERSTROM, PETER J.

Vote For 1

	TOTAL	Polls	Early Provisional	S
Yes / Si	2,563	384	2,163	16
No	1,080	205	865	10
Total Votes Cast	3,643	589	3,028	26

STARING, CHRISTOPHER P.

Vote For 1

	TOTAL	Polls	Early Provisional	S
Yes / Si	2,522	399	2,105	18
No	1,113	189	915	9
Total Votes Cast	3,635	588	3,020	27

Precinct 231

GRIFFIN, BRENDEN J.

Vote For 1

	TOTAL	Polls	Early Provisional	S
Yes / Si	2,529	374	2,137	18
No	1,026	192	826	8
Total Votes Cast	3,555	566	2,963	26

LEE, KENNETH

Vote For 1

	TOTAL	Polls	Early Provisional	S
Yes / Si	2,511	371	2,123	17
No	1,024	196	819	9
Total Votes Cast	3,535	567	2,942	26

BRYSON, KYLE A.

Vote For 1

	TOTAL	Polls	Early Provisional	S
Yes / Si	2,503	365	2,123	15
No	1,021	198	812	11
Total Votes Cast	3,524	563	2,935	26

COHEN, GARY J.

Vote For 1

	TOTAL	Polls	Early Provisional	S
Yes / Si	2,485	371	2,097	17
No	1,027	189	829	9
Total Votes Cast	3,512	560	2,926	26

GORDON, RICHARD E.

Vote For 1

	TOTAL	Polls	Early Provisional	S
Yes / Si	2,479	372	2,091	16
No	1,037	193	834	10
Total Votes Cast	3,516	565	2,925	26

BUTLER, MICHAEL J.

Vote For 1

	TOTAL	Polls	Early Provisional	S
Yes / Si	2,518	374	2,128	16
No	1,011	190	812	9
Total Votes Cast	3,529	564	2,940	25

Precinct 231

YEHLING, WAYNE E.

Vote For 1

	TOTAL	Polls	Early Provisional	S
Yes / Si	2,445	347	2,083	15
No	1,075	213	852	10
Total Votes Cast	3,520	560	2,935	25

CONSTANT, DANIELLE J.K.

Vote For 1

	TOTAL	Polls	Early Provisional	S
Yes / Si	2,426	370	2,040	16
No	1,087	189	889	9
Total Votes Cast	3,513	559	2,929	25

METCALF, D. DOUGLAS

Vote For 1

	TOTAL	Polls	Early Provisional	S
Yes / Si	2,474	367	2,091	16
No	1,042	195	838	9
Total Votes Cast	3,516	562	2,929	25

MCGINLEY, CASEY F.

Vote For 1

	TOTAL	Polls	Early Provisional	S
Yes / Si	2,514	368	2,130	16
No	996	195	792	9
Total Votes Cast	3,510	563	2,922	25

SAKALL, GREG

Vote For 1

	TOTAL	Polls	Early Provisional	S
Yes / Si	2,478	356	2,106	16
No	1,050	206	835	9
Total Votes Cast	3,528	562	2,941	25

WAGENER, JOAN L.

Vote For 1

	TOTAL	Polls	Early Provisional	S
Yes / Si	2,468	365	2,088	15
No	1,052	198	844	10
Total Votes Cast	3,520	563	2,932	25

Precinct 231

JOHNSON, KELLIE L.

Vote For 1

	TOTAL	Polls	Early Provisional	S
Yes / Si	2,340	366	1,957	17
No	1,208	197	1,003	8
Total Votes Cast	3,548	563	2,960	25

ORTIZ, KIMBERLY H.

Vote For 1

	TOTAL	Polls	Early Provisional	S
Yes / Si	2,553	380	2,156	17
No	955	179	768	8
Total Votes Cast	3,508	559	2,924	25

MCDONALD, SCOTT DAVID

Vote For 1

	TOTAL	Polls	Early Provisional	S
Yes / Si	2,460	368	2,077	15
No	1,056	194	852	10
Total Votes Cast	3,516	562	2,929	25

ABRAMS, LISA ILKA

Vote For 1

	TOTAL	Polls	Early Provisional	S
Yes / Si	2,515	380	2,117	18
No	1,016	181	828	7
Total Votes Cast	3,531	561	2,945	25

Governing Board - Sahuarita Unified School District No. 30

Vote For 3

	TOTAL	Polls	Early Provisional	S
BRUNO, ANTHONY "TONY" ROCCO	1,940	312	1,617	11
FETTIG, DEBBIE	1,045	157	883	5
PETERSMARCK, AMY	2,116	316	1,791	9
REIS, DENISE	1,933	258	1,666	9
ZANIN, KATHRYN	1,468	179	1,285	4
Write-In Totals	67	14	53	0
Not Assigned	67	14	53	0
Total Votes Cast	8,569	1,236	7,295	38

PROPOSITION 133

Vote For 1

	TOTAL	Polls	Early Provisional	S
Yes / Si	1,863	342	1,506	15
No	2,484	360	2,106	18
Total Votes Cast	4,347	702	3,612	33

Precinct 231

PROPOSITION 134

Vote For 1				
	TOTAL	Polls	Early Provisional	S
Yes / Si	1,880	349	1,516	15
No	2,448	345	2,086	17
Total Votes Cast	4,328	694	3,602	32

PROPOSITION 135

Vote For 1				
	TOTAL	Polls	Early Provisional	S
Yes / Si	2,110	390	1,703	17
No	2,178	314	1,849	15
Total Votes Cast	4,288	704	3,552	32

PROPOSITION 136

Vote For 1				
	TOTAL	Polls	Early Provisional	S
Yes / Si	1,650	324	1,311	15
No	2,574	348	2,212	14
Total Votes Cast	4,224	672	3,523	29

PROPOSITION 137

Vote For 1				
	TOTAL	Polls	Early Provisional	S
Yes / Si	988	223	751	14
No	3,291	479	2,795	17
Total Votes Cast	4,279	702	3,546	31

PROPOSITION 138

Vote For 1				
	TOTAL	Polls	Early Provisional	S
Yes / Si	928	168	753	7
No	3,472	553	2,893	26
Total Votes Cast	4,400	721	3,646	33

PROPOSITION 139

Vote For 1				
	TOTAL	Polls	Early Provisional	S
Yes / Si	2,707	395	2,292	20
No	1,894	359	1,521	14
Total Votes Cast	4,601	754	3,813	34

Precinct 231

PROPOSITION 140

Vote For 1

	TOTAL	Polls	Early Provisional	S
Yes / Si	2,109	365	1,727	17
No	2,365	359	1,992	14
Total Votes Cast	4,474	724	3,719	31

PROPOSITION 311

Vote For 1

	TOTAL	Polls	Early Provisional	S
Yes / Si	3,270	573	2,670	27
No	1,247	157	1,083	7
Total Votes Cast	4,517	730	3,753	34

PROPOSITION 312

Vote For 1

	TOTAL	Polls	Early Provisional	S
Yes / Si	2,909	522	2,363	24
No	1,556	196	1,350	10
Total Votes Cast	4,465	718	3,713	34

PROPOSITION 313

Vote For 1

	TOTAL	Polls	Early Provisional	S
Yes / Si	3,175	566	2,585	24
No	1,316	164	1,144	8
Total Votes Cast	4,491	730	3,729	32

PROPOSITION 314

Vote For 1

	TOTAL	Polls	Early Provisional	S
Yes / Si	2,983	520	2,443	20
No	1,451	197	1,244	10
Total Votes Cast	4,434	717	3,687	30

PROPOSITION 315

Vote For 1

	TOTAL	Polls	Early Provisional	S
Yes / Si	2,074	352	1,708	14
No	2,144	322	1,807	15
Total Votes Cast	4,218	674	3,515	29

Precinct 231

PROPOSITION 403

Vote For 1

	TOTAL	Polls	Early Provisional	S
Bond Approval, Yes / Aprobación de Bonos, Si	1,463	197	1,259	7
Bond Approval, No / Aprobación de Bonos, No	2,408	403	1,990	15
Total Votes Cast	3,871	600	3,249	22

PROPOSITION 404

Vote For 1

	TOTAL	Polls	Early Provisional	S
Yes / Sí	2,536	372	2,152	12
No	1,276	218	1,046	12
Total Votes Cast	3,812	590	3,198	24

PROPOSITION 405

Vote For 1

	TOTAL	Polls	Early Provisional	S
Yes / Sí	2,643	401	2,228	14
No	1,152	191	949	12
Total Votes Cast	3,795	592	3,177	26

PROPOSITION 406

Vote For 1

	TOTAL	Polls	Early Provisional	S
Yes / Sí	2,373	345	2,012	16
No	1,386	237	1,141	8
Total Votes Cast	3,759	582	3,153	24

PROPOSITION 407

Vote For 1

	TOTAL	Polls	Early Provisional	S
Yes / Sí	2,296	331	1,953	12
No	1,457	247	1,199	11
Total Votes Cast	3,753	578	3,152	23

Summary Results Report
 General Election
 November 5, 2024

OFFICIAL RESULTS
 Summary of Votes Cast
 County of Pima

Precinct 232

Statistics	TOTAL	Polls	Early Provisional	s
Registered Voters - Total	5,382			
Ballots Cast - Total	3,663	670	2,962	31
Ballots Cast - Blank	83	35	46	2
Voter Turnout - Total	68.06%			

Presidential Electors

Vote For 1	TOTAL	Polls	Early Provisional	s
HARRIS, KAMALA D.	2,097	296	1,784	17
TRUMP, DONALD J.	1,505	361	1,131	13
OLIVER, CHASE	16	4	12	0
STEIN, JILL	21	3	18	0
Write-In Totals	11	3	8	0
Write-In: Ayyadurai / Ellis	0	0	0	0
Write-In: Boddie / Stoneham	0	0	0	0
Write-In: De la Cruz / Garcia	3	2	1	0
Write-In: Shelton / Serra	0	0	0	0
Write-In: Skousen / Combs	0	0	0	0
Not Assigned	8	1	7	0
Total Votes Cast	3,650	667	2,953	30

U.S. Senator

Vote For 1	TOTAL	Polls	Early Provisional	s
GALLEGO, RUBEN	2,123	301	1,803	19
LAKE, KARI	1,323	316	997	10
QUINTANA, EDUARDO	122	33	89	0
Write-In Totals	2	1	1	0
Write-In: Williams, Sarah	0	0	0	0
Write-In: Beckett, Christopher	0	0	0	0
Write-In: Sanders, Steven Cavin	0	0	0	0
Write-In: Bozic, David	0	0	0	0
Write-In: Petty, Shawn	0	0	0	0
Write-In: Rodriguez, Benjamin	0	0	0	0
Write-In: Prosser, Jannie "Jannie"	0	0	0	0
Not Assigned	2	1	1	0
Total Votes Cast	3,570	651	2,890	29

U.S. Representative in Congress District 7

Vote For 1	TOTAL	Polls	Early Provisional	s
GRIJALVA, RAÚL M.	2,095	315	1,763	17
BUTIEREZ SR., DANIEL FRANCIS	1,413	314	1,089	10
Write-In Totals	9	3	6	0
Not Assigned	9	3	6	0
Total Votes Cast	3,517	632	2,858	27

Precinct 232

State Senator District 21

Vote For 1

	TOTAL	Polls	Early Provisional	s
GABALDÓN, ROSANNA	2,565	416	2,130	19
Write-In Totals	124	37	86	1
Not Assigned	124	37	86	1
Total Votes Cast	2,689	453	2,216	20

State Representative Dist. 21

Vote For 2

	TOTAL	Polls	Early Provisional	s
HERNANDEZ, CONSUELO	1,851	255	1,583	13
STAHL HAMILTON, STEPHANIE	1,563	190	1,369	4
KIBBEY, CHRISTOPHER	1,382	307	1,067	8
Write-In Totals	33	9	24	0
Not Assigned	33	9	24	0
Total Votes Cast	4,829	761	4,043	25

Corporation Commissioner

Vote For 3

	TOTAL	Polls	Early Provisional	s
AGUILAR, YLENIA	1,804	224	1,573	7
HILL, JONATHON	1,581	190	1,385	6
POLACHECK, JOSHUA	1,515	172	1,336	7
LOPEZ, RENE	1,100	233	858	9
MARQUEZ PETERSON, LEA	1,050	192	851	7
WALDEN, RACHEL	1,097	222	869	6
CEASE, MIKE	151	37	112	2
LUXENBERG, NINA	156	26	130	0
Write-In Totals	10	3	7	0
Write-In: Bertone, Frank	1	0	1	0
Not Assigned	9	3	6	0
Total Votes Cast	8,464	1,299	7,121	44

Board of Supervisors District 2

Vote For 1

	TOTAL	Polls	Early Provisional	s
HEINZ, MATT	2,061	288	1,758	15
BACKER, JOHN	1,391	319	1,063	9
Write-In Totals	6	3	3	0
Not Assigned	6	3	3	0
Total Votes Cast	3,458	610	2,824	24

Precinct 232

County Assessor

Vote For 1

	TOTAL	Polls	Early Provisional	S
DROUBIE, SUZANNE	2,576	418	2,138	20
Write-In Totals	107	36	71	0
Not Assigned	107	36	71	0
Total Votes Cast	2,683	454	2,209	20

County Attorney

Vote For 1

	TOTAL	Polls	Early Provisional	S
CONOVER, LAURA	2,179	337	1,827	15
DRUAN, HOWARD	761	172	582	7
Write-In Totals	48	12	36	0
Not Assigned	48	12	36	0
Total Votes Cast	2,988	521	2,445	22

County Recorder

Vote For 1

	TOTAL	Polls	Early Provisional	S
CÁZARES-KELLY, GABRIELLA	2,076	300	1,761	15
CAMPBELL-GONZALEZ, DOMINIC	1,334	301	1,023	10
Write-In Totals	7	4	3	0
Not Assigned	7	4	3	0
Total Votes Cast	3,417	605	2,787	25

County Sheriff

Vote For 1

	TOTAL	Polls	Early Provisional	S
NANOS, CHRIS	1,876	276	1,584	16
LAPPIN, HEATHER	1,598	343	1,245	10
Write-In Totals	15	5	10	0
Write-In: Di Genova, Trista	1	1	0	0
Not Assigned	14	4	10	0
Total Votes Cast	3,489	624	2,839	26

County Superintendent of Schools

Vote For 1

	TOTAL	Polls	Early Provisional	S
WILLIAMS, DUSTIN	2,576	421	2,135	20
Write-In Totals	103	32	71	0
Not Assigned	103	32	71	0
Total Votes Cast	2,679	453	2,206	20

Precinct 232

County Treasurer

Vote For 1

	TOTAL	Polls	Early Provisional	S
JOHNSON, BRIAN	1,980	281	1,684	15
ACKERLEY, CHRIS	1,464	324	1,129	11
Write-In Totals	8	4	4	0
Not Assigned	8	4	4	0
Total Votes Cast	3,452	609	2,817	26

Justice of the Peace Precinct 2

Vote For 1

	TOTAL	Polls	Early Provisional	S
CORNEJO, ERICA	2,610	435	2,158	17
Write-In Totals	101	34	66	1
Not Assigned	101	34	66	1
Total Votes Cast	2,711	469	2,224	18

KING, KATHRYN H.

Vote For 1

	TOTAL	Polls	Early Provisional	S
Yes / Si	1,750	324	1,409	17
No	1,307	185	1,117	5
Total Votes Cast	3,057	509	2,526	22

BOLICK, CLINT

Vote For 1

	TOTAL	Polls	Early Provisional	S
Yes / Si	1,622	294	1,314	14
No	1,403	210	1,186	7
Total Votes Cast	3,025	504	2,500	21

ECKERSTROM, PETER J.

Vote For 1

	TOTAL	Polls	Early Provisional	S
Yes / Si	2,068	322	1,728	18
No	865	168	693	4
Total Votes Cast	2,933	490	2,421	22

STARING, CHRISTOPHER P.

Vote For 1

	TOTAL	Polls	Early Provisional	S
Yes / Si	1,921	333	1,572	16
No	986	160	821	5
Total Votes Cast	2,907	493	2,393	21

Precinct 232

GRIFFIN, BRENDEN J.

Vote For 1	TOTAL	Polls	Early Provisional	S
Yes / Si	2,001	345	1,641	15
No	891	153	733	5
Total Votes Cast	2,892	498	2,374	20

LEE, KENNETH

Vote For 1	TOTAL	Polls	Early Provisional	S
Yes / Si	1,984	320	1,650	14
No	893	172	715	6
Total Votes Cast	2,877	492	2,365	20

BRYSON, KYLE A.

Vote For 1	TOTAL	Polls	Early Provisional	S
Yes / Si	1,977	325	1,637	15
No	907	169	733	5
Total Votes Cast	2,884	494	2,370	20

COHEN, GARY J.

Vote For 1	TOTAL	Polls	Early Provisional	S
Yes / Si	1,937	320	1,604	13
No	925	170	749	6
Total Votes Cast	2,862	490	2,353	19

GORDON, RICHARD E.

Vote For 1	TOTAL	Polls	Early Provisional	S
Yes / Si	1,955	333	1,607	15
No	916	160	751	5
Total Votes Cast	2,871	493	2,358	20

BUTLER, MICHAEL J.

Vote For 1	TOTAL	Polls	Early Provisional	S
Yes / Si	1,977	321	1,641	15
No	900	169	726	5
Total Votes Cast	2,877	490	2,367	20

Precinct 232

YEHLING, WAYNE E.

Vote For 1

	TOTAL	Polls	Early Provisional	S
Yes / Si	1,935	312	1,607	16
No	933	179	751	3
Total Votes Cast	2,868	491	2,358	19

CONSTANT, DANIELLE J.K.

Vote For 1

	TOTAL	Polls	Early Provisional	S
Yes / Si	1,933	323	1,593	17
No	944	165	776	3
Total Votes Cast	2,877	488	2,369	20

METCALF, D. DOUGLAS

Vote For 1

	TOTAL	Polls	Early Provisional	S
Yes / Si	1,950	334	1,601	15
No	921	159	757	5
Total Votes Cast	2,871	493	2,358	20

MCGINLEY, CASEY F.

Vote For 1

	TOTAL	Polls	Early Provisional	S
Yes / Si	1,981	326	1,641	14
No	890	162	723	5
Total Votes Cast	2,871	488	2,364	19

SAKALL, GREG

Vote For 1

	TOTAL	Polls	Early Provisional	S
Yes / Si	1,918	318	1,586	14
No	960	172	783	5
Total Votes Cast	2,878	490	2,369	19

WAGENER, JOAN L.

Vote For 1

	TOTAL	Polls	Early Provisional	S
Yes / Si	1,983	321	1,648	14
No	899	169	724	6
Total Votes Cast	2,882	490	2,372	20

Precinct 232

JOHNSON, KELLIE L.

Vote For 1

	TOTAL	Polls	Early Provisional	S
Yes / Si	1,777	315	1,446	16
No	1,107	175	928	4
Total Votes Cast	2,884	490	2,374	20

ORTIZ, KIMBERLY H.

Vote For 1

	TOTAL	Polls	Early Provisional	S
Yes / Si	2,029	324	1,688	17
No	846	165	678	3
Total Votes Cast	2,875	489	2,366	20

MCDONALD, SCOTT DAVID

Vote For 1

	TOTAL	Polls	Early Provisional	S
Yes / Si	1,924	330	1,579	15
No	943	163	775	5
Total Votes Cast	2,867	493	2,354	20

ABRAMS, LISA ILKA

Vote For 1

	TOTAL	Polls	Early Provisional	S
Yes / Si	2,003	322	1,668	13
No	882	168	707	7
Total Votes Cast	2,885	490	2,375	20

PROPOSITION 133

Vote For 1

	TOTAL	Polls	Early Provisional	S
Yes / Si	1,304	239	1,051	14
No	1,946	332	1,604	10
Total Votes Cast	3,250	571	2,655	24

PROPOSITION 134

Vote For 1

	TOTAL	Polls	Early Provisional	S
Yes / Si	1,210	243	951	16
No	2,036	316	1,712	8
Total Votes Cast	3,246	559	2,663	24

Precinct 232

PROPOSITION 135

Vote For 1				
	TOTAL	Polls	Early Provisional	S
Yes / Si	1,351	262	1,079	10
No	1,856	296	1,547	13
Total Votes Cast	3,207	558	2,626	23

PROPOSITION 136

Vote For 1				
	TOTAL	Polls	Early Provisional	S
Yes / Si	1,099	217	871	11
No	2,098	330	1,755	13
Total Votes Cast	3,197	547	2,626	24

PROPOSITION 137

Vote For 1				
	TOTAL	Polls	Early Provisional	S
Yes / Si	717	152	553	12
No	2,467	391	2,064	12
Total Votes Cast	3,184	543	2,617	24

PROPOSITION 138

Vote For 1				
	TOTAL	Polls	Early Provisional	S
Yes / Si	703	156	537	10
No	2,600	426	2,159	15
Total Votes Cast	3,303	582	2,696	25

PROPOSITION 139

Vote For 1				
	TOTAL	Polls	Early Provisional	S
Yes / Si	2,420	398	1,999	23
No	1,088	232	851	5
Total Votes Cast	3,508	630	2,850	28

PROPOSITION 140

Vote For 1				
	TOTAL	Polls	Early Provisional	S
Yes / Si	1,715	321	1,377	17
No	1,692	269	1,415	8
Total Votes Cast	3,407	590	2,792	25

Precinct 232

PROPOSITION 311

Vote For 1

	TOTAL	Polls	Early Provisional	S
Yes / Si	2,220	437	1,762	21
No	1,226	176	1,046	4
Total Votes Cast	3,446	613	2,808	25

PROPOSITION 312

Vote For 1

	TOTAL	Polls	Early Provisional	S
Yes / Si	2,143	427	1,699	17
No	1,270	179	1,083	8
Total Votes Cast	3,413	606	2,782	25

PROPOSITION 313

Vote For 1

	TOTAL	Polls	Early Provisional	S
Yes / Si	2,188	406	1,759	23
No	1,132	174	954	4
Total Votes Cast	3,320	580	2,713	27

PROPOSITION 314

Vote For 1

	TOTAL	Polls	Early Provisional	S
Yes / Si	1,873	357	1,498	18
No	1,398	211	1,180	7
Total Votes Cast	3,271	568	2,678	25

PROPOSITION 315

Vote For 1

	TOTAL	Polls	Early Provisional	S
Yes / Si	1,406	277	1,119	10
No	1,798	270	1,515	13
Total Votes Cast	3,204	547	2,634	23

Summary Results Report
 General Election
 November 5, 2024

OFFICIAL RESULTS
 Summary of Votes Cast
 County of Pima

Precinct 233

Statistics	TOTAL	Polls	Early Provisional	s
Registered Voters - Total	2,584			
Ballots Cast - Total	1,890	340	1,542	8
Ballots Cast - Blank	32	15	17	0
Voter Turnout - Total	73.14%			

Presidential Electors

Vote For 1	TOTAL	Polls	Early Provisional	s
HARRIS, KAMALA D.	1,049	129	914	6
TRUMP, DONALD J.	803	208	593	2
OLIVER, CHASE	10	1	9	0
STEIN, JILL	4	0	4	0
Write-In Totals	3	1	2	0
Write-In: Ayyadurai / Ellis	1	0	1	0
Write-In: Boddie / Stoneham	0	0	0	0
Write-In: De la Cruz / Garcia	0	0	0	0
Write-In: Shelton / Serra	0	0	0	0
Write-In: Skousen / Combs	0	0	0	0
Not Assigned	2	1	1	0
Total Votes Cast	1,869	339	1,522	8

U.S. Senator

Vote For 1	TOTAL	Polls	Early Provisional	s
GALLEGO, RUBEN	1,070	135	930	5
LAKE, KARI	711	184	525	2
QUINTANA, EDUARDO	65	14	50	1
Write-In Totals	2	0	2	0
Write-In: Williams, Sarah	0	0	0	0
Write-In: Beckett, Christopher	0	0	0	0
Write-In: Sanders, Steven Cavin	0	0	0	0
Write-In: Bozic, David	0	0	0	0
Write-In: Petty, Shawn	0	0	0	0
Write-In: Rodriguez, Benjamin	0	0	0	0
Write-In: Prosser, Jannie "Jannie"	0	0	0	0
Not Assigned	2	0	2	0
Total Votes Cast	1,848	333	1,507	8

U.S. Representative in Congress District 7

Vote For 1	TOTAL	Polls	Early Provisional	s
GRIJALVA, RAÚL M.	1,049	131	912	6
BUTIEREZ SR., DANIEL FRANCIS	762	193	568	1
Write-In Totals	7	1	6	0
Not Assigned	7	1	6	0
Total Votes Cast	1,818	325	1,486	7

Precinct 233

State Senator District 16

Vote For 1

	TOTAL	Polls	Early Provisional	s
SEAMAN, STACEY	1,017	126	887	4
SHOPE JR., THOMAS "T.J."	783	189	592	2
Write-In Totals	1	0	1	0
Not Assigned	1	0	1	0
Total Votes Cast	1,801	315	1,480	6

State Representative Dist. 16

Vote For 2

	TOTAL	Polls	Early Provisional	s
SEAMAN, KEITH	991	117	871	3
LOPEZ, CHRIS	694	154	537	3
MARTINEZ, TERESA	699	148	550	1
Write-In Totals	9	2	7	0
Not Assigned	9	2	7	0
Total Votes Cast	2,393	421	1,965	7

Corporation Commissioner

Vote For 3

	TOTAL	Polls	Early Provisional	s
AGUILAR, YLENIA	914	104	807	3
HILL, JONATHON	781	79	700	2
POLACHECK, JOSHUA	774	71	700	3
LOPEZ, RENE	638	139	497	2
MARQUEZ PETERSON, LEA	602	136	465	1
WALDEN, RACHEL	620	141	478	1
CEASE, MIKE	59	9	49	1
LUXENBERG, NINA	72	10	61	1
Write-In Totals	5	2	3	0
Write-In: Bertone, Frank	1	1	0	0
Not Assigned	4	1	3	0
Total Votes Cast	4,465	691	3,760	14

Board of Supervisors District 3

Vote For 1

	TOTAL	Polls	Early Provisional	s
ALLEN, JENNIFER "JEN"	983	120	859	4
WITTENBRAKER, JANET "JL"	748	187	560	1
BAH, IMAN-UTOPIA LAYJOU	58	7	50	1
Write-In Totals	4	0	4	0
Not Assigned	4	0	4	0
Total Votes Cast	1,793	314	1,473	6

Precinct 233

County Assessor

Vote For 1

	TOTAL	Polls	Early Provisional	S
DROUBIE, SUZANNE	1,274	198	1,069	7
Write-In Totals	61	18	43	0
Not Assigned	61	18	43	0
Total Votes Cast	1,335	216	1,112	7

County Attorney

Vote For 1

	TOTAL	Polls	Early Provisional	S
CONOVER, LAURA	1,109	158	945	6
DRUAN, HOWARD	355	79	274	2
Write-In Totals	29	9	20	0
Not Assigned	29	9	20	0
Total Votes Cast	1,493	246	1,239	8

County Recorder

Vote For 1

	TOTAL	Polls	Early Provisional	S
CÁZARES-KELLY, GABRIELLA	1,047	129	912	6
CAMPBELL-GONZALEZ, DOMINIC	713	182	529	2
Write-In Totals	1	0	1	0
Not Assigned	1	0	1	0
Total Votes Cast	1,761	311	1,442	8

County Sheriff

Vote For 1

	TOTAL	Polls	Early Provisional	S
NANOS, CHRIS	955	119	829	7
LAPPIN, HEATHER	840	200	639	1
Write-In Totals	9	0	9	0
Write-In: Di Genova, Trista	0	0	0	0
Not Assigned	9	0	9	0
Total Votes Cast	1,804	319	1,477	8

County Superintendent of Schools

Vote For 1

	TOTAL	Polls	Early Provisional	S
WILLIAMS, DUSTIN	1,260	192	1,061	7
Write-In Totals	61	21	39	1
Not Assigned	61	21	39	1
Total Votes Cast	1,321	213	1,100	8

Precinct 233

County Treasurer

Vote For 1

	TOTAL	Polls	Early Provisional	S
JOHNSON, BRIAN	972	114	851	7
ACKERLEY, CHRIS	803	192	610	1
Write-In Totals	4	2	2	0
Not Assigned	4	2	2	0
Total Votes Cast	1,779	308	1,463	8

Justice of the Peace Precinct 4

Vote For 1

	TOTAL	Polls	Early Provisional	S
PESQUIERA, CHARLENE	1,280	202	1,073	5
Write-In Totals	62	19	42	1
Not Assigned	62	19	42	1
Total Votes Cast	1,342	221	1,115	6

Constable Precinct 4

Vote For 1

	TOTAL	Polls	Early Provisional	S
ETHRIDGE-NIELSEN, TRACY	1,269	199	1,065	5
Write-In Totals	59	19	39	1
Not Assigned	59	19	39	1
Total Votes Cast	1,328	218	1,104	6

KING, KATHRYN H.

Vote For 1

	TOTAL	Polls	Early Provisional	S
Yes / Si	913	163	742	8
No	640	84	556	0
Total Votes Cast	1,553	247	1,298	8

BOLICK, CLINT

Vote For 1

	TOTAL	Polls	Early Provisional	S
Yes / Si	867	155	706	6
No	670	88	582	0
Total Votes Cast	1,537	243	1,288	6

ECKERSTROM, PETER J.

Vote For 1

	TOTAL	Polls	Early Provisional	S
Yes / Si	1,050	162	881	7
No	430	81	348	1
Total Votes Cast	1,480	243	1,229	8

Precinct 233

STARING, CHRISTOPHER P.

Vote For 1		TOTAL	Polls	Early Provisional	S
Yes / Si		1,019	161	852	6
No		445	78	366	1
Total Votes Cast		1,464	239	1,218	7

GRIFFIN, BRENDEN J.

Vote For 1		TOTAL	Polls	Early Provisional	S
Yes / Si		1,020	165	849	6
No		432	82	349	1
Total Votes Cast		1,452	247	1,198	7

LEE, KENNETH

Vote For 1		TOTAL	Polls	Early Provisional	S
Yes / Si		1,013	158	849	6
No		433	84	348	1
Total Votes Cast		1,446	242	1,197	7

BRYSON, KYLE A.

Vote For 1		TOTAL	Polls	Early Provisional	S
Yes / Si		1,005	155	844	6
No		445	84	360	1
Total Votes Cast		1,450	239	1,204	7

COHEN, GARY J.

Vote For 1		TOTAL	Polls	Early Provisional	S
Yes / Si		1,006	158	842	6
No		444	86	357	1
Total Votes Cast		1,450	244	1,199	7

GORDON, RICHARD E.

Vote For 1		TOTAL	Polls	Early Provisional	S
Yes / Si		1,003	157	840	6
No		441	84	356	1
Total Votes Cast		1,444	241	1,196	7

Precinct 233

BUTLER, MICHAEL J.

Vote For 1

	TOTAL	Polls	Early Provisional	S
Yes / Si	1,022	161	855	6
No	432	82	349	1
Total Votes Cast	1,454	243	1,204	7

YEHLING, WAYNE E.

Vote For 1

	TOTAL	Polls	Early Provisional	S
Yes / Si	992	156	830	6
No	459	89	369	1
Total Votes Cast	1,451	245	1,199	7

CONSTANT, DANIELLE J.K.

Vote For 1

	TOTAL	Polls	Early Provisional	S
Yes / Si	988	151	831	6
No	453	90	362	1
Total Votes Cast	1,441	241	1,193	7

METCALF, D. DOUGLAS

Vote For 1

	TOTAL	Polls	Early Provisional	S
Yes / Si	1,001	162	833	6
No	448	82	365	1
Total Votes Cast	1,449	244	1,198	7

MCGINLEY, CASEY F.

Vote For 1

	TOTAL	Polls	Early Provisional	S
Yes / Si	999	162	831	6
No	438	80	357	1
Total Votes Cast	1,437	242	1,188	7

SAKALL, GREG

Vote For 1

	TOTAL	Polls	Early Provisional	S
Yes / Si	987	156	825	6
No	464	86	377	1
Total Votes Cast	1,451	242	1,202	7

Precinct 233

WAGENER, JOAN L.

	TOTAL	Polls	Early Provisional	S
Vote For 1				
Yes / Si	1,019	159	854	6
No	427	84	342	1
Total Votes Cast	1,446	243	1,196	7

JOHNSON, KELLIE L.

	TOTAL	Polls	Early Provisional	S
Vote For 1				
Yes / Si	974	157	811	6
No	479	86	392	1
Total Votes Cast	1,453	243	1,203	7

ORTIZ, KIMBERLY H.

	TOTAL	Polls	Early Provisional	S
Vote For 1				
Yes / Si	1,043	164	873	6
No	402	79	322	1
Total Votes Cast	1,445	243	1,195	7

MCDONALD, SCOTT DAVID

	TOTAL	Polls	Early Provisional	S
Vote For 1				
Yes / Si	982	163	813	6
No	461	81	379	1
Total Votes Cast	1,443	244	1,192	7

ABRAMS, LISA ILKA

	TOTAL	Polls	Early Provisional	S
Vote For 1				
Yes / Si	1,020	158	855	7
No	424	82	341	1
Total Votes Cast	1,444	240	1,196	8

Governing Board - Tucson Unified School District (TUSD) No. 1

	TOTAL	Polls	Early Provisional	S
Vote For 3				
ACOSTA RUIZ, PILAR	693	122	571	0
FLORES, ESTEBAN	602	103	497	2
LUNA ROSE, NATALIE	834	127	704	3
SHAH, RAVI	505	62	441	2
SHAW, SADIE	638	90	546	2
Write-In Totals	28	7	21	0
Not Assigned	28	7	21	0
Total Votes Cast	3,300	511	2,780	9

Precinct 233

Board of Governors - Pima Community College Dist. 3

Vote For 1

	TOTAL	Polls	Early Provisional	S
GARCIA, MARIA DE LA LUZ	722	138	580	4
RANDALL, KRISTEN	636	110	524	2
Write-In Totals	17	1	16	0
Not Assigned	17	1	16	0
Total Votes Cast	1,375	249	1,120	6

PROPOSITION 133

Vote For 1

	TOTAL	Polls	Early Provisional	S
Yes / Si	663	134	524	5
No	1,017	151	864	2
Total Votes Cast	1,680	285	1,388	7

PROPOSITION 134

Vote For 1

	TOTAL	Polls	Early Provisional	S
Yes / Si	629	138	486	5
No	1,044	145	897	2
Total Votes Cast	1,673	283	1,383	7

PROPOSITION 135

Vote For 1

	TOTAL	Polls	Early Provisional	S
Yes / Si	679	147	527	5
No	963	134	827	2
Total Votes Cast	1,642	281	1,354	7

PROPOSITION 136

Vote For 1

	TOTAL	Polls	Early Provisional	S
Yes / Si	533	114	414	5
No	1,116	168	946	2
Total Votes Cast	1,649	282	1,360	7

PROPOSITION 137

Vote For 1

	TOTAL	Polls	Early Provisional	S
Yes / Si	371	85	283	3
No	1,255	186	1,065	4
Total Votes Cast	1,626	271	1,348	7

Precinct 233

PROPOSITION 138

Vote For 1

	TOTAL	Polls	Early Provisional	S
Yes / Si	331	77	251	3
No	1,380	215	1,160	5
Total Votes Cast	1,711	292	1,411	8

PROPOSITION 139

Vote For 1

	TOTAL	Polls	Early Provisional	S
Yes / Si	1,224	178	1,040	6
No	585	138	445	2
Total Votes Cast	1,809	316	1,485	8

PROPOSITION 140

Vote For 1

	TOTAL	Polls	Early Provisional	S
Yes / Si	812	147	659	6
No	941	148	791	2
Total Votes Cast	1,753	295	1,450	8

PROPOSITION 311

Vote For 1

	TOTAL	Polls	Early Provisional	S
Yes / Si	1,167	218	942	7
No	600	84	515	1
Total Votes Cast	1,767	302	1,457	8

PROPOSITION 312

Vote For 1

	TOTAL	Polls	Early Provisional	S
Yes / Si	1,060	203	850	7
No	700	94	605	1
Total Votes Cast	1,760	297	1,455	8

PROPOSITION 313

Vote For 1

	TOTAL	Polls	Early Provisional	S
Yes / Si	1,090	208	875	7
No	608	84	524	0
Total Votes Cast	1,698	292	1,399	7

Precinct 233

PROPOSITION 314

Vote For 1

	TOTAL	Polls	Early Provisional	S
Yes / Si	1,010	192	811	7
No	687	97	590	0
Total Votes Cast	1,697	289	1,401	7

PROPOSITION 315

Vote For 1

	TOTAL	Polls	Early Provisional	S
Yes / Si	654	137	511	6
No	978	143	834	1
Total Votes Cast	1,632	280	1,345	7

Summary Results Report
 General Election
 November 5, 2024

OFFICIAL RESULTS
 Summary of Votes Cast
 County of Pima

Precinct 234

Statistics	TOTAL	Polls	Early Provisional	s
Registered Voters - Total	2,292			
Ballots Cast - Total	1,714	266	1,438	10
Ballots Cast - Blank	36	19	17	0
Voter Turnout - Total	74.78%			

Presidential Electors

Vote For 1	TOTAL	Polls	Early Provisional	s
HARRIS, KAMALA D.	1,020	103	912	5
TRUMP, DONALD J.	663	161	497	5
OLIVER, CHASE	6	1	5	0
STEIN, JILL	12	0	12	0
Write-In Totals	3	1	2	0
Write-In: Ayyadurai / Ellis	0	0	0	0
Write-In: Boddie / Stoneham	0	0	0	0
Write-In: De la Cruz / Garcia	1	0	1	0
Write-In: Shelton / Serra	0	0	0	0
Write-In: Skousen / Combs	0	0	0	0
Not Assigned	2	1	1	0
Total Votes Cast	1,704	266	1,428	10

U.S. Senator

Vote For 1	TOTAL	Polls	Early Provisional	s
GALLEGO, RUBEN	1,053	110	938	5
LAKE, KARI	576	141	430	5
QUINTANA, EDUARDO	48	9	39	0
Write-In Totals	2	0	2	0
Write-In: Williams, Sarah	0	0	0	0
Write-In: Beckett, Christopher	0	0	0	0
Write-In: Sanders, Steven Cavin	0	0	0	0
Write-In: Bozic, David	0	0	0	0
Write-In: Petty, Shawn	0	0	0	0
Write-In: Rodriguez, Benjamin	0	0	0	0
Write-In: Prosser, Jannie "Jannie"	0	0	0	0
Not Assigned	2	0	2	0
Total Votes Cast	1,679	260	1,409	10

U.S. Representative in Congress District 7

Vote For 1	TOTAL	Polls	Early Provisional	s
GRIJALVA, RAÚL M.	1,025	108	911	6
BUTIEREZ SR., DANIEL FRANCIS	623	140	479	4
Write-In Totals	4	1	3	0
Not Assigned	4	1	3	0
Total Votes Cast	1,652	249	1,393	10

Precinct 234

State Senator District 20

Vote For 1

	TOTAL	Polls	Early Provisional	S
GONZALES, SALLY ANN	1,180	141	1,032	7
Write-In Totals	52	13	38	1
Not Assigned	52	13	38	1
Total Votes Cast	1,232	154	1,070	8

State Representative Dist. 20

Vote For 2

	TOTAL	Polls	Early Provisional	S
HERNANDEZ, ALMA	1,013	119	889	5
VILLEGAS, BETTY	842	73	765	4
Write-In Totals	65	13	51	1
Not Assigned	65	13	51	1
Total Votes Cast	1,920	205	1,705	10

Corporation Commissioner

Vote For 3

	TOTAL	Polls	Early Provisional	S
AGUILAR, YLENIA	928	84	840	4
HILL, JONATHON	791	47	741	3
POLACHECK, JOSHUA	781	52	726	3
LOPEZ, RENE	542	108	431	3
MARQUEZ PETERSON, LEA	527	85	438	4
WALDEN, RACHEL	514	106	405	3
CEASE, MIKE	54	10	43	1
LUXENBERG, NINA	58	6	52	0
Write-In Totals	2	1	1	0
Write-In: Bertone, Frank	0	0	0	0
Not Assigned	2	1	1	0
Total Votes Cast	4,197	499	3,677	21

Board of Supervisors District 5

Vote For 1

	TOTAL	Polls	Early Provisional	S
GRIJALVA, ADELITA	997	109	883	5
ROMERO, VAL	558	119	436	3
Write-In Totals	7	2	5	0
Not Assigned	7	2	5	0
Total Votes Cast	1,562	230	1,324	8

Precinct 234

County Assessor

Vote For 1

	TOTAL	Polls	Early Provisional	S
DROUBIE, SUZANNE	1,169	138	1,024	7
Write-In Totals	41	9	31	1
Not Assigned	41	9	31	1
Total Votes Cast	1,210	147	1,055	8

County Attorney

Vote For 1

	TOTAL	Polls	Early Provisional	S
CONOVER, LAURA	1,037	113	917	7
DRUAN, HOWARD	360	66	292	2
Write-In Totals	14	4	10	0
Not Assigned	14	4	10	0
Total Votes Cast	1,411	183	1,219	9

County Recorder

Vote For 1

	TOTAL	Polls	Early Provisional	S
CÁZARES-KELLY, GABRIELLA	1,032	103	923	6
CAMPBELL-GONZALEZ, DOMINIC	567	129	435	3
Write-In Totals	2	0	2	0
Not Assigned	2	0	2	0
Total Votes Cast	1,601	232	1,360	9

County Sheriff

Vote For 1

	TOTAL	Polls	Early Provisional	S
NANOS, CHRIS	932	100	828	4
LAPPIN, HEATHER	703	145	553	5
Write-In Totals	1	0	1	0
Write-In: Di Genova, Trista	0	0	0	0
Not Assigned	1	0	1	0
Total Votes Cast	1,636	245	1,382	9

County Superintendent of Schools

Vote For 1

	TOTAL	Polls	Early Provisional	S
WILLIAMS, DUSTIN	1,178	138	1,033	7
Write-In Totals	41	8	32	1
Not Assigned	41	8	32	1
Total Votes Cast	1,219	146	1,065	8

Precinct 234

County Treasurer

Vote For 1

	TOTAL	Polls	Early Provisional	S
JOHNSON, BRIAN	959	90	864	5
ACKERLEY, CHRIS	649	141	504	4
Write-In Totals	4	1	3	0
Not Assigned	4	1	3	0
Total Votes Cast	1,612	232	1,371	9

Justice of the Peace Precinct 4

Vote For 1

	TOTAL	Polls	Early Provisional	S
PESQUIERA, CHARLENE	1,192	145	1,040	7
Write-In Totals	34	9	24	1
Not Assigned	34	9	24	1
Total Votes Cast	1,226	154	1,064	8

Constable Precinct 4

Vote For 1

	TOTAL	Polls	Early Provisional	S
ETHRIDGE-NIELSEN, TRACY	1,171	142	1,022	7
Write-In Totals	35	8	26	1
Not Assigned	35	8	26	1
Total Votes Cast	1,206	150	1,048	8

KING, KATHRYN H.

Vote For 1

	TOTAL	Polls	Early Provisional	S
Yes / Si	792	133	654	5
No	590	58	529	3
Total Votes Cast	1,382	191	1,183	8

BOLICK, CLINT

Vote For 1

	TOTAL	Polls	Early Provisional	S
Yes / Si	754	121	628	5
No	610	62	545	3
Total Votes Cast	1,364	183	1,173	8

ECKERSTROM, PETER J.

Vote For 1

	TOTAL	Polls	Early Provisional	S
Yes / Si	959	124	829	6
No	348	60	286	2
Total Votes Cast	1,307	184	1,115	8

Precinct 234

STARING, CHRISTOPHER P.

Vote For 1

	TOTAL	Polls	Early Provisional	S
Yes / Si	918	136	777	5
No	375	48	324	3
Total Votes Cast	1,293	184	1,101	8

GRIFFIN, BRENDEN J.

Vote For 1

	TOTAL	Polls	Early Provisional	S
Yes / Si	912	130	775	7
No	334	48	286	0
Total Votes Cast	1,246	178	1,061	7

LEE, KENNETH

Vote For 1

	TOTAL	Polls	Early Provisional	S
Yes / Si	925	126	793	6
No	312	48	263	1
Total Votes Cast	1,237	174	1,056	7

BRYSON, KYLE A.

Vote For 1

	TOTAL	Polls	Early Provisional	S
Yes / Si	903	120	777	6
No	335	59	275	1
Total Votes Cast	1,238	179	1,052	7

COHEN, GARY J.

Vote For 1

	TOTAL	Polls	Early Provisional	S
Yes / Si	901	119	775	7
No	335	58	277	0
Total Votes Cast	1,236	177	1,052	7

GORDON, RICHARD E.

Vote For 1

	TOTAL	Polls	Early Provisional	S
Yes / Si	910	127	777	6
No	329	52	276	1
Total Votes Cast	1,239	179	1,053	7

Precinct 234

BUTLER, MICHAEL J.

Vote For 1

	TOTAL	Polls	Early Provisional	S
Yes / Si	896	120	769	7
No	342	58	284	0
Total Votes Cast	1,238	178	1,053	7

YEHLING, WAYNE E.

Vote For 1

	TOTAL	Polls	Early Provisional	S
Yes / Si	901	123	772	6
No	339	54	284	1
Total Votes Cast	1,240	177	1,056	7

CONSTANT, DANIELLE J.K.

Vote For 1

	TOTAL	Polls	Early Provisional	S
Yes / Si	891	130	755	6
No	351	48	302	1
Total Votes Cast	1,242	178	1,057	7

METCALF, D. DOUGLAS

Vote For 1

	TOTAL	Polls	Early Provisional	S
Yes / Si	905	127	772	6
No	333	52	280	1
Total Votes Cast	1,238	179	1,052	7

MCGINLEY, CASEY F.

Vote For 1

	TOTAL	Polls	Early Provisional	S
Yes / Si	904	122	776	6
No	334	54	279	1
Total Votes Cast	1,238	176	1,055	7

SAKALL, GREG

Vote For 1

	TOTAL	Polls	Early Provisional	S
Yes / Si	896	120	769	7
No	346	56	289	1
Total Votes Cast	1,242	176	1,058	8

Precinct 234

WAGENER, JOAN L.

Vote For 1

	TOTAL	Polls	Early Provisional	s
Yes / Si	898	125	767	6
No	346	54	291	1
Total Votes Cast	1,244	179	1,058	7

JOHNSON, KELLIE L.

Vote For 1

	TOTAL	Polls	Early Provisional	s
Yes / Si	828	117	705	6
No	425	60	363	2
Total Votes Cast	1,253	177	1,068	8

ORTIZ, KIMBERLY H.

Vote For 1

	TOTAL	Polls	Early Provisional	s
Yes / Si	946	135	805	6
No	299	45	253	1
Total Votes Cast	1,245	180	1,058	7

MCDONALD, SCOTT DAVID

Vote For 1

	TOTAL	Polls	Early Provisional	s
Yes / Si	876	117	753	6
No	359	60	298	1
Total Votes Cast	1,235	177	1,051	7

ABRAMS, LISA ILKA

Vote For 1

	TOTAL	Polls	Early Provisional	s
Yes / Si	919	121	791	7
No	326	58	268	0
Total Votes Cast	1,245	179	1,059	7

Governing Board - Tucson Unified School District (TUSD) No. 1

Vote For 3

	TOTAL	Polls	Early Provisional	s
ACOSTA RUIZ, PILAR	675	94	574	7
FLORES, ESTEBAN	611	82	524	5
LUNA ROSE, NATALIE	795	82	708	5
SHAH, RAVI	494	46	447	1
SHAW, SADIE	675	55	618	2
Write-In Totals	17	4	13	0
Not Assigned	17	4	13	0
Total Votes Cast	3,267	363	2,884	20

Precinct 234

Board of Governors - Pima Community College Dist. 5

Vote For 1

	TOTAL	Polls	Early Provisional	S
GONZALES, LUIS LOPEZ	468	78	388	2
MORALES, KARLA	768	92	670	6
Write-In Totals	16	4	12	0
Not Assigned	16	4	12	0
Total Votes Cast	1,252	174	1,070	8

PROPOSITION 133

Vote For 1

	TOTAL	Polls	Early Provisional	S
Yes / Si	537	111	422	4
No	987	112	871	4
Total Votes Cast	1,524	223	1,293	8

PROPOSITION 134

Vote For 1

	TOTAL	Polls	Early Provisional	S
Yes / Si	513	101	408	4
No	1,006	120	881	5
Total Votes Cast	1,519	221	1,289	9

PROPOSITION 135

Vote For 1

	TOTAL	Polls	Early Provisional	S
Yes / Si	576	117	456	3
No	928	97	826	5
Total Votes Cast	1,504	214	1,282	8

PROPOSITION 136

Vote For 1

	TOTAL	Polls	Early Provisional	S
Yes / Si	441	85	354	2
No	1,062	132	923	7
Total Votes Cast	1,503	217	1,277	9

PROPOSITION 137

Vote For 1

	TOTAL	Polls	Early Provisional	S
Yes / Si	304	67	234	3
No	1,202	153	1,042	7
Total Votes Cast	1,506	220	1,276	10

Precinct 234

PROPOSITION 138

Vote For 1

	TOTAL	Polls	Early Provisional	S
Yes / Si	302	60	238	4
No	1,246	168	1,072	6
Total Votes Cast	1,548	228	1,310	10

PROPOSITION 139

Vote For 1

	TOTAL	Polls	Early Provisional	S
Yes / Si	1,098	120	973	5
No	530	119	406	5
Total Votes Cast	1,628	239	1,379	10

PROPOSITION 140

Vote For 1

	TOTAL	Polls	Early Provisional	S
Yes / Si	719	94	620	5
No	881	135	741	5
Total Votes Cast	1,600	229	1,361	10

PROPOSITION 311

Vote For 1

	TOTAL	Polls	Early Provisional	S
Yes / Si	987	164	815	8
No	614	67	545	2
Total Votes Cast	1,601	231	1,360	10

PROPOSITION 312

Vote For 1

	TOTAL	Polls	Early Provisional	S
Yes / Si	865	163	697	5
No	727	66	657	4
Total Votes Cast	1,592	229	1,354	9

PROPOSITION 313

Vote For 1

	TOTAL	Polls	Early Provisional	S
Yes / Si	914	167	741	6
No	650	60	588	2
Total Votes Cast	1,564	227	1,329	8

Precinct 234

PROPOSITION 314

Vote For 1

	TOTAL	Polls	Early Provisional	s
Yes / Si	847	144	697	6
No	701	77	622	2
Total Votes Cast	1,548	221	1,319	8

PROPOSITION 315

Vote For 1

	TOTAL	Polls	Early Provisional	s
Yes / Si	562	105	455	2
No	952	113	834	5
Total Votes Cast	1,514	218	1,289	7

Summary Results Report
 General Election
 November 5, 2024

OFFICIAL RESULTS
 Summary of Votes Cast
 County of Pima

Precinct 235

Statistics	TOTAL	Polls	Early Provisionals	
Registered Voters - Total	5,018			
Ballots Cast - Total	3,369	673	2,670	26
Ballots Cast - Blank	61	28	32	1
Voter Turnout - Total	67.14%			

Presidential Electors

Vote For 1	TOTAL	Polls	Early Provisionals	
HARRIS, KAMALA D.	2,112	356	1,743	13
TRUMP, DONALD J.	1,197	305	880	12
OLIVER, CHASE	14	5	9	0
STEIN, JILL	12	2	10	0
Write-In Totals	9	0	8	1
Write-In: Ayyadurai / Ellis	2	0	2	0
Write-In: Boddie / Stoneham	0	0	0	0
Write-In: De la Cruz / Garcia	3	0	3	0
Write-In: Shelton / Serra	0	0	0	0
Write-In: Skousen / Combs	0	0	0	0
Not Assigned	4	0	3	1
Total Votes Cast	3,344	668	2,650	26

U.S. Senator

Vote For 1	TOTAL	Polls	Early Provisionals	
GALLEGO, RUBEN	2,193	382	1,797	14
LAKE, KARI	985	243	735	7
QUINTANA, EDUARDO	107	26	81	0
Write-In Totals	3	0	2	1
Write-In: Williams, Sarah	1	0	1	0
Write-In: Beckett, Christopher	0	0	0	0
Write-In: Sanders, Steven Cavin	0	0	0	0
Write-In: Bozic, David	0	0	0	0
Write-In: Petty, Shawn	0	0	0	0
Write-In: Rodriguez, Benjamin	0	0	0	0
Write-In: Prosser, Jannie "Jannie"	0	0	0	0
Not Assigned	2	0	1	1
Total Votes Cast	3,288	651	2,615	22

U.S. Representative in Congress District 7

Vote For 1	TOTAL	Polls	Early Provisionals	
GRIJALVA, RAÚL M.	2,160	390	1,756	14
BUTIEREZ SR., DANIEL FRANCIS	1,097	258	832	7
Write-In Totals	6	2	3	1
Not Assigned	6	2	3	1
Total Votes Cast	3,263	650	2,591	22

Summary Results Report
 General Election
 November 5, 2024

OFFICIAL RESULTS
 Summary of Votes Cast
 County of Pima

Precinct 235

State Senator District 23

Vote For 1

	TOTAL	Polls	Early Provisional	S
FERNANDEZ, BRIAN	2,153	367	1,774	12
ALTHERR, MICHELLE	1,054	268	778	8
Write-In Totals	6	2	3	1
Not Assigned	6	2	3	1
Total Votes Cast	3,213	637	2,555	21

State Representative Dist. 23

Vote For 2

	TOTAL	Polls	Early Provisional	S
ROSALES, MATIAS	1,624	208	1,412	4
SANDOVAL, MARIANA	1,957	304	1,644	9
PENA, MICHELE	1,090	270	814	6
Write-In Totals	21	6	14	1
Not Assigned	21	6	14	1
Total Votes Cast	4,692	788	3,884	20

Corporation Commissioner

Vote For 3

	TOTAL	Polls	Early Provisional	S
AGUILAR, YLENIA	1,927	282	1,635	10
HILL, JONATHON	1,653	208	1,440	5
POLACHECK, JOSHUA	1,570	192	1,374	4
LOPEZ, RENE	922	207	710	5
MARQUEZ PETERSON, LEA	873	184	684	5
WALDEN, RACHEL	865	182	679	4
CEASE, MIKE	100	22	78	0
LUXENBERG, NINA	111	19	91	1
Write-In Totals	7	2	4	1
Write-In: Bertone, Frank	1	0	1	0
Not Assigned	6	2	3	1
Total Votes Cast	8,028	1,298	6,695	35

Board of Supervisors District 5

Vote For 1

	TOTAL	Polls	Early Provisional	S
GRIJALVA, ADELITA	2,128	389	1,728	11
ROMERO, VAL	964	211	748	5
Write-In Totals	14	5	8	1
Not Assigned	14	5	8	1
Total Votes Cast	3,106	605	2,484	17

Summary Results Report
 General Election
 November 5, 2024

OFFICIAL RESULTS
 Summary of Votes Cast
 County of Pima

Precinct 235

County Assessor

Vote For 1

	TOTAL	Polls	Early Provisional	S
DROUBIE, SUZANNE	2,557	493	2,047	17
Write-In Totals	83	11	70	2
Not Assigned	83	11	70	2
Total Votes Cast	2,640	504	2,117	19

County Attorney

Vote For 1

	TOTAL	Polls	Early Provisional	S
CONOVER, LAURA	2,225	403	1,808	14
DRUAN, HOWARD	577	132	441	4
Write-In Totals	43	7	34	2
Not Assigned	43	7	34	2
Total Votes Cast	2,845	542	2,283	20

County Recorder

Vote For 1

	TOTAL	Polls	Early Provisional	S
CÁZARES-KELLY, GABRIELLA	2,149	365	1,770	14
CAMPBELL-GONZALEZ, DOMINIC	1,003	257	739	7
Write-In Totals	1	0	0	1
Not Assigned	1	0	0	1
Total Votes Cast	3,153	622	2,509	22

County Sheriff

Vote For 1

	TOTAL	Polls	Early Provisional	S
NANOS, CHRIS	1,961	350	1,596	15
LAPPIN, HEATHER	1,247	285	955	7
Write-In Totals	11	0	10	1
Write-In: Di Genova, Trista	0	0	0	0
Not Assigned	11	0	10	1
Total Votes Cast	3,219	635	2,561	23

County Superintendent of Schools

Vote For 1

	TOTAL	Polls	Early Provisional	S
WILLIAMS, DUSTIN	2,555	484	2,055	16
Write-In Totals	80	14	64	2
Not Assigned	80	14	64	2
Total Votes Cast	2,635	498	2,119	18

Precinct 235

County Treasurer

Vote For 1

	TOTAL	Polls	Early Provisional	S
JOHNSON, BRIAN	2,057	337	1,707	13
ACKERLEY, CHRIS	1,129	282	840	7
Write-In Totals	5	3	1	1
Not Assigned	5	3	1	1
Total Votes Cast	3,191	622	2,548	21

Justice of the Peace Precinct 4

Vote For 1

	TOTAL	Polls	Early Provisional	S
PESQUIERA, CHARLENE	2,578	493	2,074	11
Write-In Totals	74	13	59	2
Not Assigned	74	13	59	2
Total Votes Cast	2,652	506	2,133	13

Constable Precinct 4

Vote For 1

	TOTAL	Polls	Early Provisional	S
ETHRIDGE-NIELSEN, TRACY	2,541	485	2,045	11
Write-In Totals	72	10	60	2
Not Assigned	72	10	60	2
Total Votes Cast	2,613	495	2,105	13

KING, KATHRYN H.

Vote For 1

	TOTAL	Polls	Early Provisional	S
Yes / Si	1,603	347	1,244	12
No	1,236	196	1,033	7
Total Votes Cast	2,839	543	2,277	19

BOLICK, CLINT

Vote For 1

	TOTAL	Polls	Early Provisional	S
Yes / Si	1,455	294	1,154	7
No	1,330	227	1,094	9
Total Votes Cast	2,785	521	2,248	16

ECKERSTROM, PETER J.

Vote For 1

	TOTAL	Polls	Early Provisional	S
Yes / Si	1,970	356	1,602	12
No	764	161	597	6
Total Votes Cast	2,734	517	2,199	18

Precinct 235

STARING, CHRISTOPHER P.

Vote For 1

	TOTAL	Polls	Early Provisional	S
Yes / Si	1,855	333	1,511	11
No	818	169	644	5
Total Votes Cast	2,673	502	2,155	16

GRIFFIN, BRENDEN J.

Vote For 1

	TOTAL	Polls	Early Provisional	S
Yes / Si	1,910	345	1,553	12
No	792	164	621	7
Total Votes Cast	2,702	509	2,174	19

LEE, KENNETH

Vote For 1

	TOTAL	Polls	Early Provisional	S
Yes / Si	1,909	345	1,552	12
No	788	162	618	8
Total Votes Cast	2,697	507	2,170	20

BRYSON, KYLE A.

Vote For 1

	TOTAL	Polls	Early Provisional	S
Yes / Si	1,886	326	1,548	12
No	803	176	619	8
Total Votes Cast	2,689	502	2,167	20

COHEN, GARY J.

Vote For 1

	TOTAL	Polls	Early Provisional	S
Yes / Si	1,848	319	1,519	10
No	818	179	630	9
Total Votes Cast	2,666	498	2,149	19

GORDON, RICHARD E.

Vote For 1

	TOTAL	Polls	Early Provisional	S
Yes / Si	1,869	325	1,533	11
No	815	177	630	8
Total Votes Cast	2,684	502	2,163	19

Precinct 235

BUTLER, MICHAEL J.

Vote For 1

	TOTAL	Polls	Early Provisional	S
Yes / Si	1,913	334	1,569	10
No	782	169	604	9
Total Votes Cast	2,695	503	2,173	19

YEHLING, WAYNE E.

Vote For 1

	TOTAL	Polls	Early Provisional	S
Yes / Si	1,862	327	1,524	11
No	813	173	632	8
Total Votes Cast	2,675	500	2,156	19

CONSTANT, DANIELLE J.K.

Vote For 1

	TOTAL	Polls	Early Provisional	S
Yes / Si	1,861	343	1,508	10
No	815	161	646	8
Total Votes Cast	2,676	504	2,154	18

METCALF, D. DOUGLAS

Vote For 1

	TOTAL	Polls	Early Provisional	S
Yes / Si	1,874	325	1,539	10
No	804	179	616	9
Total Votes Cast	2,678	504	2,155	19

MCGINLEY, CASEY F.

Vote For 1

	TOTAL	Polls	Early Provisional	S
Yes / Si	1,896	338	1,545	13
No	786	165	615	6
Total Votes Cast	2,682	503	2,160	19

SAKALL, GREG

Vote For 1

	TOTAL	Polls	Early Provisional	S
Yes / Si	1,841	321	1,511	9
No	842	184	649	9
Total Votes Cast	2,683	505	2,160	18

Precinct 235

WAGENER, JOAN L.

	TOTAL	Polls	Early Provisional	S
Vote For 1				
Yes / Si	1,890	335	1,544	11
No	796	169	619	8
Total Votes Cast	2,686	504	2,163	19

JOHNSON, KELLIE L.

	TOTAL	Polls	Early Provisional	S
Vote For 1				
Yes / Si	1,770	333	1,427	10
No	928	172	747	9
Total Votes Cast	2,698	505	2,174	19

ORTIZ, KIMBERLY H.

	TOTAL	Polls	Early Provisional	S
Vote For 1				
Yes / Si	1,981	363	1,605	13
No	702	138	558	6
Total Votes Cast	2,683	501	2,163	19

MCDONALD, SCOTT DAVID

	TOTAL	Polls	Early Provisional	S
Vote For 1				
Yes / Si	1,825	327	1,489	9
No	839	173	658	8
Total Votes Cast	2,664	500	2,147	17

ABRAMS, LISA ILKA

	TOTAL	Polls	Early Provisional	S
Vote For 1				
Yes / Si	1,949	351	1,587	11
No	737	151	578	8
Total Votes Cast	2,686	502	2,165	19

Governing Board - Tucson Unified School District (TUSD) No. 1

	TOTAL	Polls	Early Provisional	S
Vote For 3				
ACOSTA RUIZ, PILAR	1,547	296	1,245	6
FLORES, ESTEBAN	1,292	227	1,055	10
LUNA ROSE, NATALIE	1,774	262	1,505	7
SHAH, RAVI	912	102	809	1
SHAW, SADIE	1,134	149	985	0
Write-In Totals	48	12	35	1
Not Assigned	48	12	35	1
Total Votes Cast	6,707	1,048	5,634	25

Precinct 235

Board of Governors - Pima Community College Dist. 5

Vote For 1

	TOTAL	Polls	Early Provisional	S
GONZALES, LUIS LOPEZ	1,214	229	976	9
MORALES, KARLA	1,483	282	1,195	6
Write-In Totals	26	9	15	2
Not Assigned	26	9	15	2
Total Votes Cast	2,723	520	2,186	17

PROPOSITION 133

Vote For 1

	TOTAL	Polls	Early Provisional	S
Yes / Si	1,068	273	781	14
No	1,956	314	1,634	8
Total Votes Cast	3,024	587	2,415	22

PROPOSITION 134

Vote For 1

	TOTAL	Polls	Early Provisional	S
Yes / Si	1,031	273	750	8
No	1,987	307	1,665	15
Total Votes Cast	3,018	580	2,415	23

PROPOSITION 135

Vote For 1

	TOTAL	Polls	Early Provisional	S
Yes / Si	1,131	302	818	11
No	1,827	270	1,545	12
Total Votes Cast	2,958	572	2,363	23

PROPOSITION 136

Vote For 1

	TOTAL	Polls	Early Provisional	S
Yes / Si	927	246	672	9
No	2,033	314	1,705	14
Total Votes Cast	2,960	560	2,377	23

PROPOSITION 137

Vote For 1

	TOTAL	Polls	Early Provisional	S
Yes / Si	711	199	504	8
No	2,225	360	1,851	14
Total Votes Cast	2,936	559	2,355	22

Precinct 235

PROPOSITION 138

Vote For 1

	TOTAL	Polls	Early Provisional	S
Yes / Si	573	159	409	5
No	2,486	435	2,034	17
Total Votes Cast	3,059	594	2,443	22

PROPOSITION 139

Vote For 1

	TOTAL	Polls	Early Provisional	S
Yes / Si	2,331	422	1,896	13
No	896	216	670	10
Total Votes Cast	3,227	638	2,566	23

PROPOSITION 140

Vote For 1

	TOTAL	Polls	Early Provisional	S
Yes / Si	1,469	330	1,125	14
No	1,685	279	1,396	10
Total Votes Cast	3,154	609	2,521	24

PROPOSITION 311

Vote For 1

	TOTAL	Polls	Early Provisional	S
Yes / Si	1,953	453	1,482	18
No	1,224	161	1,057	6
Total Votes Cast	3,177	614	2,539	24

PROPOSITION 312

Vote For 1

	TOTAL	Polls	Early Provisional	S
Yes / Si	1,723	406	1,302	15
No	1,436	203	1,224	9
Total Votes Cast	3,159	609	2,526	24

PROPOSITION 313

Vote For 1

	TOTAL	Polls	Early Provisional	S
Yes / Si	1,881	418	1,446	17
No	1,181	171	1,003	7
Total Votes Cast	3,062	589	2,449	24

Precinct 235

PROPOSITION 314

Vote For 1

	TOTAL	Polls	Early Provisional	S
Yes / Si	1,556	343	1,198	15
No	1,480	234	1,238	8
Total Votes Cast	3,036	577	2,436	23

PROPOSITION 315

Vote For 1

	TOTAL	Polls	Early Provisional	S
Yes / Si	1,069	264	793	12
No	1,898	299	1,589	10
Total Votes Cast	2,967	563	2,382	22

Summary Results Report
 General Election
 November 5, 2024

OFFICIAL RESULTS
 Summary of Votes Cast
 County of Pima

Precinct 236

Statistics	TOTAL	Polls	Early Provisional	s
Registered Voters - Total	1,278			
Ballots Cast - Total	727	281	436	10
Ballots Cast - Blank	22	11	11	0
Voter Turnout - Total	56.89%			

Presidential Electors

Vote For 1	TOTAL	Polls	Early Provisional	s
HARRIS, KAMALA D.	581	232	342	7
TRUMP, DONALD J.	128	43	84	1
OLIVER, CHASE	4	1	2	1
STEIN, JILL	4	2	2	0
Write-In Totals	2	1	0	1
Write-In: Ayyadurai / Ellis	0	0	0	0
Write-In: Boddie / Stoneham	0	0	0	0
Write-In: De la Cruz / Garcia	0	0	0	0
Write-In: Shelton / Serra	0	0	0	0
Write-In: Skousen / Combs	0	0	0	0
Not Assigned	2	1	0	1
Total Votes Cast	719	279	430	10

U.S. Senator

Vote For 1	TOTAL	Polls	Early Provisional	s
GALLEGO, RUBEN	571	228	334	9
LAKE, KARI	112	33	78	1
QUINTANA, EDUARDO	23	11	12	0
Write-In Totals	1	0	1	0
Write-In: Williams, Sarah	0	0	0	0
Write-In: Beckett, Christopher	0	0	0	0
Write-In: Sanders, Steven Cavin	0	0	0	0
Write-In: Bozic, David	0	0	0	0
Write-In: Petty, Shawn	0	0	0	0
Write-In: Rodriguez, Benjamin	0	0	0	0
Write-In: Prosser, Jannie "Jannie"	0	0	0	0
Not Assigned	1	0	1	0
Total Votes Cast	707	272	425	10

U.S. Representative in Congress District 7

Vote For 1	TOTAL	Polls	Early Provisional	s
GRIJALVA, RAÚL M.	577	238	330	9
BUTIEREZ SR., DANIEL FRANCIS	116	32	83	1
Write-In Totals	1	0	1	0
Not Assigned	1	0	1	0
Total Votes Cast	694	270	414	10

Summary Results Report
 General Election
 November 5, 2024

OFFICIAL RESULTS
 Summary of Votes Cast
 County of Pima

Precinct 236

State Senator District 23

Vote For 1

	TOTAL	Polls	Early Provisional	s
FERNANDEZ, BRIAN	560	220	333	7
ALTHERR, MICHELLE	127	46	81	0
Write-In Totals	1	1	0	0
Not Assigned	1	1	0	0
Total Votes Cast	688	267	414	7

State Representative Dist. 23

Vote For 2

	TOTAL	Polls	Early Provisional	s
ROSALES, MATIAS	389	154	233	2
SANDOVAL, MARIANA	469	169	293	7
PENA, MICHELE	133	43	90	0
Write-In Totals	1	0	1	0
Not Assigned	1	0	1	0
Total Votes Cast	992	366	617	9

Corporation Commissioner

Vote For 3

	TOTAL	Polls	Early Provisional	s
AGUILAR, YLENIA	503	203	297	3
HILL, JONATHON	407	148	254	5
POLACHECK, JOSHUA	365	121	241	3
LOPEZ, RENE	128	46	80	2
MARQUEZ PETERSON, LEA	105	26	77	2
WALDEN, RACHEL	100	27	73	0
CEASE, MIKE	27	11	15	1
LUXENBERG, NINA	33	13	19	1
Write-In Totals	0	0	0	0
Write-In: Bertone, Frank	0	0	0	0
Not Assigned	0	0	0	0
Total Votes Cast	1,668	595	1,056	17

Board of Supervisors District 3

Vote For 1

	TOTAL	Polls	Early Provisional	s
ALLEN, JENNIFER "JEN"	551	217	327	7
WITTENBRAKER, JANET "JL"	116	35	80	1
BAH, IMAN-UTOPIA LAYJOU	25	14	11	0
Write-In Totals	0	0	0	0
Not Assigned	0	0	0	0
Total Votes Cast	692	266	418	8

Precinct 236

County Assessor

Vote For 1

	TOTAL	Polls	Early Provisional	S
DROUBIE, SUZANNE	621	252	360	9
Write-In Totals	10	3	7	0
Not Assigned	10	3	7	0
Total Votes Cast	631	255	367	9

County Attorney

Vote For 1

	TOTAL	Polls	Early Provisional	S
CONOVER, LAURA	561	227	325	9
DRUAN, HOWARD	94	32	62	0
Write-In Totals	4	1	3	0
Not Assigned	4	1	3	0
Total Votes Cast	659	260	390	9

County Recorder

Vote For 1

	TOTAL	Polls	Early Provisional	S
CÁZARES-KELLY, GABRIELLA	584	236	340	8
CAMPBELL-GONZALEZ, DOMINIC	114	32	80	2
Write-In Totals	0	0	0	0
Not Assigned	0	0	0	0
Total Votes Cast	698	268	420	10

County Sheriff

Vote For 1

	TOTAL	Polls	Early Provisional	S
NANOS, CHRIS	506	207	292	7
LAPPIN, HEATHER	181	59	119	3
Write-In Totals	2	0	2	0
Write-In: Di Genova, Trista	2	0	2	0
Not Assigned	0	0	0	0
Total Votes Cast	689	266	413	10

County Superintendent of Schools

Vote For 1

	TOTAL	Polls	Early Provisional	S
WILLIAMS, DUSTIN	624	249	366	9
Write-In Totals	13	4	9	0
Not Assigned	13	4	9	0
Total Votes Cast	637	253	375	9

Precinct 236

County Treasurer

Vote For 1

	TOTAL	Polls	Early Provisional	S
JOHNSON, BRIAN	547	222	316	9
ACKERLEY, CHRIS	142	44	97	1
Write-In Totals	0	0	0	0
Not Assigned	0	0	0	0
Total Votes Cast	689	266	413	10

Justice of the Peace Precinct 9

Vote For 1

	TOTAL	Polls	Early Provisional	S
GARZA, RENEE ANN	632	257	368	7
Write-In Totals	10	2	8	0
Not Assigned	10	2	8	0
Total Votes Cast	642	259	376	7

Constable Precinct 9

Vote For 1

	TOTAL	Polls	Early Provisional	S
Write-In Totals	77	34	43	0
Not Assigned	77	34	43	0
Total Votes Cast	77	34	43	0

KING, KATHRYN H.

Vote For 1

	TOTAL	Polls	Early Provisional	S
Yes / Si	431	180	245	6
No	203	69	132	2
Total Votes Cast	634	249	377	8

BOLICK, CLINT

Vote For 1

	TOTAL	Polls	Early Provisional	S
Yes / Si	371	143	222	6
No	240	92	146	2
Total Votes Cast	611	235	368	8

ECKERSTROM, PETER J.

Vote For 1

	TOTAL	Polls	Early Provisional	S
Yes / Si	472	170	295	7
No	149	76	72	1
Total Votes Cast	621	246	367	8

Precinct 236

STARING, CHRISTOPHER P.

Vote For 1

	TOTAL	Polls	Early Provisional	S
Yes / Si	431	158	266	7
No	161	76	84	1
Total Votes Cast	592	234	350	8

GRIFFIN, BRENDEN J.

Vote For 1

	TOTAL	Polls	Early Provisional	S
Yes / Si	440	164	270	6
No	158	73	83	2
Total Votes Cast	598	237	353	8

LEE, KENNETH

Vote For 1

	TOTAL	Polls	Early Provisional	S
Yes / Si	451	172	273	6
No	146	66	78	2
Total Votes Cast	597	238	351	8

BRYSON, KYLE A.

Vote For 1

	TOTAL	Polls	Early Provisional	S
Yes / Si	439	165	269	5
No	154	70	82	2
Total Votes Cast	593	235	351	7

COHEN, GARY J.

Vote For 1

	TOTAL	Polls	Early Provisional	S
Yes / Si	436	158	272	6
No	161	80	79	2
Total Votes Cast	597	238	351	8

GORDON, RICHARD E.

Vote For 1

	TOTAL	Polls	Early Provisional	S
Yes / Si	432	152	274	6
No	158	79	77	2
Total Votes Cast	590	231	351	8

Precinct 236

BUTLER, MICHAEL J.

Vote For 1

	TOTAL	Polls	Early Provisional	S
Yes / Si	439	163	269	7
No	151	69	81	1
Total Votes Cast	590	232	350	8

YEHLING, WAYNE E.

Vote For 1

	TOTAL	Polls	Early Provisional	S
Yes / Si	447	164	276	7
No	152	73	78	1
Total Votes Cast	599	237	354	8

CONSTANT, DANIELLE J.K.

Vote For 1

	TOTAL	Polls	Early Provisional	S
Yes / Si	442	162	273	7
No	149	72	76	1
Total Votes Cast	591	234	349	8

METCALF, D. DOUGLAS

Vote For 1

	TOTAL	Polls	Early Provisional	S
Yes / Si	432	161	264	7
No	163	75	87	1
Total Votes Cast	595	236	351	8

MCGINLEY, CASEY F.

Vote For 1

	TOTAL	Polls	Early Provisional	S
Yes / Si	440	161	272	7
No	153	75	77	1
Total Votes Cast	593	236	349	8

SAKALL, GREG

Vote For 1

	TOTAL	Polls	Early Provisional	S
Yes / Si	429	155	268	6
No	160	79	80	1
Total Votes Cast	589	234	348	7

Precinct 236

WAGENER, JOAN L.

Vote For 1

	TOTAL	Polls	Early Provisional	S
Yes / Si	445	162	276	7
No	148	72	75	1
Total Votes Cast	593	234	351	8

JOHNSON, KELLIE L.

Vote For 1

	TOTAL	Polls	Early Provisional	S
Yes / Si	439	170	262	7
No	156	66	89	1
Total Votes Cast	595	236	351	8

ORTIZ, KIMBERLY H.

Vote For 1

	TOTAL	Polls	Early Provisional	S
Yes / Si	473	183	283	7
No	119	52	66	1
Total Votes Cast	592	235	349	8

MCDONALD, SCOTT DAVID

Vote For 1

	TOTAL	Polls	Early Provisional	S
Yes / Si	436	161	269	6
No	154	74	79	1
Total Votes Cast	590	235	348	7

ABRAMS, LISA ILKA

Vote For 1

	TOTAL	Polls	Early Provisional	S
Yes / Si	464	179	278	7
No	129	58	70	1
Total Votes Cast	593	237	348	8

Governing Board - Sahuarita Unified School District No. 30

Vote For 3

	TOTAL	Polls	Early Provisional	S
BRUNO, ANTHONY "TONY" ROCCO	0	0	0	0
FETTIG, DEBBIE	0	0	0	0
PETERSMARCK, AMY	0	0	0	0
REIS, DENISE	0	0	0	0
ZANIN, KATHRYN	0	0	0	0
Write-In Totals	0	0	0	0
Not Assigned	0	0	0	0
Total Votes Cast	0	0	0	0

Precinct 236

Board of Governors - Pima Community College Dist. 3

Vote For 1

	TOTAL	Polls	Early Provisional	S
GARCIA, MARIA DE LA LUZ	470	195	268	7
RANDALL, KRISTEN	157	52	105	0
Write-In Totals	2	1	1	0
Not Assigned	2	1	1	0
Total Votes Cast	629	248	374	7

PROPOSITION 133

Vote For 1

	TOTAL	Polls	Early Provisional	S
Yes / Si	241	103	134	4
No	397	146	245	6
Total Votes Cast	638	249	379	10

PROPOSITION 134

Vote For 1

	TOTAL	Polls	Early Provisional	S
Yes / Si	204	95	106	3
No	436	157	272	7
Total Votes Cast	640	252	378	10

PROPOSITION 135

Vote For 1

	TOTAL	Polls	Early Provisional	S
Yes / Si	206	90	109	7
No	423	160	260	3
Total Votes Cast	629	250	369	10

PROPOSITION 136

Vote For 1

	TOTAL	Polls	Early Provisional	S
Yes / Si	167	82	83	2
No	461	165	289	7
Total Votes Cast	628	247	372	9

PROPOSITION 137

Vote For 1

	TOTAL	Polls	Early Provisional	S
Yes / Si	183	84	95	4
No	439	159	274	6
Total Votes Cast	622	243	369	10

Precinct 236

PROPOSITION 138

Vote For 1

	TOTAL	Polls	Early Provisional	s
Yes / Si	145	69	73	3
No	502	188	307	7
Total Votes Cast	647	257	380	10

PROPOSITION 139

Vote For 1

	TOTAL	Polls	Early Provisional	s
Yes / Si	541	207	327	7
No	144	56	85	3
Total Votes Cast	685	263	412	10

PROPOSITION 140

Vote For 1

	TOTAL	Polls	Early Provisional	s
Yes / Si	351	147	196	8
No	320	112	206	2
Total Votes Cast	671	259	402	10

PROPOSITION 311

Vote For 1

	TOTAL	Polls	Early Provisional	s
Yes / Si	423	169	247	7
No	260	94	163	3
Total Votes Cast	683	263	410	10

PROPOSITION 312

Vote For 1

	TOTAL	Polls	Early Provisional	s
Yes / Si	337	137	193	7
No	334	121	210	3
Total Votes Cast	671	258	403	10

PROPOSITION 313

Vote For 1

	TOTAL	Polls	Early Provisional	s
Yes / Si	413	170	237	6
No	245	86	155	4
Total Votes Cast	658	256	392	10

Precinct 236

PROPOSITION 314

Vote For 1

	TOTAL	Polls	Early Provisional	s
Yes / Si	317	129	180	8
No	336	125	209	2
Total Votes Cast	653	254	389	10

PROPOSITION 315

Vote For 1

	TOTAL	Polls	Early Provisional	s
Yes / Si	217	88	122	7
No	423	160	260	3
Total Votes Cast	640	248	382	10

Summary Results Report
 General Election
 November 5, 2024

OFFICIAL RESULTS
 Summary of Votes Cast
 County of Pima

Precinct 237

Statistics	TOTAL	Polls	Early Provisional	s
Registered Voters - Total	1,841			
Ballots Cast - Total	1,605	125	1,479	1
Ballots Cast - Blank	15	2	13	0
Voter Turnout - Total	87.18%			

Presidential Electors

Vote For 1	TOTAL	Polls	Early Provisional	s
HARRIS, KAMALA D.	1,020	55	965	0
TRUMP, DONALD J.	555	67	487	1
OLIVER, CHASE	4	0	4	0
STEIN, JILL	12	2	10	0
Write-In Totals	7	1	6	0
Write-In: Ayyadurai / Ellis	0	0	0	0
Write-In: Boddie / Stoneham	0	0	0	0
Write-In: De la Cruz / Garcia	0	0	0	0
Write-In: Shelton / Serra	0	0	0	0
Write-In: Skousen / Combs	0	0	0	0
Not Assigned	7	1	6	0
Total Votes Cast	1,598	125	1,472	1

U.S. Senator

Vote For 1	TOTAL	Polls	Early Provisional	s
GALLEGO, RUBEN	1,039	58	980	1
LAKE, KARI	511	61	450	0
QUINTANA, EDUARDO	23	4	19	0
Write-In Totals	4	1	3	0
Write-In: Williams, Sarah	0	0	0	0
Write-In: Beckett, Christopher	0	0	0	0
Write-In: Sanders, Steven Cavin	0	0	0	0
Write-In: Bozic, David	0	0	0	0
Write-In: Petty, Shawn	0	0	0	0
Write-In: Rodriguez, Benjamin	0	0	0	0
Write-In: Prosser, Jannie "Jannie"	0	0	0	0
Not Assigned	4	1	3	0
Total Votes Cast	1,577	124	1,452	1

Precinct 237

U.S. Representative in Congress District 6

Vote For 1

	TOTAL	Polls	Early Provisional	s
ENGEL, KIRSTEN	960	54	906	0
CISCOMANI, JUAN	605	67	537	1
EASTWOOD, ATHENA	13	1	12	0
Write-In Totals	2	0	2	0
Write-In: Pozzolo, Luis	0	0	0	0
Not Assigned	2	0	2	0
Total Votes Cast	1,580	122	1,457	1

State Senator District 18

Vote For 1

	TOTAL	Polls	Early Provisional	s
SUNDARESHAN, PRIYA	1,083	73	1,009	1
Write-In Totals	28	2	26	0
Not Assigned	28	2	26	0
Total Votes Cast	1,111	75	1,035	1

State Representative Dist. 18

Vote For 2

	TOTAL	Polls	Early Provisional	s
GUTIERREZ, NANCY	896	49	847	0
MATHIS, CHRIS	906	40	865	1
ROSENBLUM, LEONARD "LEN"	567	64	502	1
Write-In Totals	6	0	6	0
Not Assigned	6	0	6	0
Total Votes Cast	2,375	153	2,220	2

Corporation Commissioner

Vote For 3

	TOTAL	Polls	Early Provisional	s
AGUILAR, YLENIA	857	40	817	0
HILL, JONATHON	848	34	813	1
POLACHECK, JOSHUA	822	30	792	0
LOPEZ, RENE	520	50	469	1
MARQUEZ PETERSON, LEA	537	50	487	0
WALDEN, RACHEL	527	56	471	0
CEASE, MIKE	34	6	28	0
LUXENBERG, NINA	41	5	36	0
Write-In Totals	0	0	0	0
Write-In: Bertone, Frank	0	0	0	0
Not Assigned	0	0	0	0
Total Votes Cast	4,186	271	3,913	2

Precinct 237

Board of Supervisors District 1

Vote For 1

	TOTAL	Polls	Early Provisional	S
SCOTT, REX	944	47	897	0
SPAIN, STEVE	588	69	518	1
Write-In Totals	2	0	2	0
Not Assigned	2	0	2	0
Total Votes Cast	1,534	116	1,417	1

County Assessor

Vote For 1

	TOTAL	Polls	Early Provisional	S
DROUBIE, SUZANNE	1,073	70	1,002	1
Write-In Totals	18	2	16	0
Not Assigned	18	2	16	0
Total Votes Cast	1,091	72	1,018	1

County Attorney

Vote For 1

	TOTAL	Polls	Early Provisional	S
CONOVER, LAURA	999	56	942	1
DRUAN, HOWARD	219	26	193	0
Write-In Totals	7	2	5	0
Not Assigned	7	2	5	0
Total Votes Cast	1,225	84	1,140	1

County Recorder

Vote For 1

	TOTAL	Polls	Early Provisional	S
CÁZARES-KELLY, GABRIELLA	944	49	895	0
CAMPBELL-GONZALEZ, DOMINIC	549	64	484	1
Write-In Totals	0	0	0	0
Not Assigned	0	0	0	0
Total Votes Cast	1,493	113	1,379	1

County Sheriff

Vote For 1

	TOTAL	Polls	Early Provisional	S
NANOS, CHRIS	781	40	741	0
LAPPIN, HEATHER	722	74	647	1
Write-In Totals	2	0	2	0
Write-In: Di Genova, Trista	0	0	0	0
Not Assigned	2	0	2	0
Total Votes Cast	1,505	114	1,390	1

Precinct 237

County Superintendent of Schools

Vote For 1

	TOTAL	Polls	Early Provisional	S
WILLIAMS, DUSTIN	1,068	70	997	1
Write-In Totals	23	3	20	0
Not Assigned	23	3	20	0
Total Votes Cast	1,091	73	1,017	1

County Treasurer

Vote For 1

	TOTAL	Polls	Early Provisional	S
JOHNSON, BRIAN	855	45	810	0
ACKERLEY, CHRIS	649	66	582	1
Write-In Totals	1	0	1	0
Not Assigned	1	0	1	0
Total Votes Cast	1,505	111	1,393	1

Constable Precinct 1

Vote For 1

	TOTAL	Polls	Early Provisional	S
ROOSEVELT, MARK	905	50	854	1
ROWLAND, DANIEL	573	62	511	0
Write-In Totals	1	0	1	0
Not Assigned	1	0	1	0
Total Votes Cast	1,479	112	1,366	1

KING, KATHRYN H.

Vote For 1

	TOTAL	Polls	Early Provisional	S
Yes / Si	592	53	539	0
No	674	29	644	1
Total Votes Cast	1,266	82	1,183	1

BOLICK, CLINT

Vote For 1

	TOTAL	Polls	Early Provisional	S
Yes / Si	573	54	519	0
No	695	33	661	1
Total Votes Cast	1,268	87	1,180	1

ECKERSTROM, PETER J.

Vote For 1

	TOTAL	Polls	Early Provisional	S
Yes / Si	931	57	874	0
No	183	20	162	1
Total Votes Cast	1,114	77	1,036	1

Precinct 237

STARING, CHRISTOPHER P.

Vote For 1

	TOTAL	Polls	Early Provisional	S
Yes / Si	853	54	799	0
No	237	18	218	1
Total Votes Cast	1,090	72	1,017	1

GRIFFIN, BRENDEN J.

Vote For 1

	TOTAL	Polls	Early Provisional	S
Yes / Si	846	52	794	0
No	208	20	187	1
Total Votes Cast	1,054	72	981	1

LEE, KENNETH

Vote For 1

	TOTAL	Polls	Early Provisional	S
Yes / Si	872	55	817	0
No	195	18	176	1
Total Votes Cast	1,067	73	993	1

BRYSON, KYLE A.

Vote For 1

	TOTAL	Polls	Early Provisional	S
Yes / Si	881	52	829	0
No	185	19	165	1
Total Votes Cast	1,066	71	994	1

COHEN, GARY J.

Vote For 1

	TOTAL	Polls	Early Provisional	S
Yes / Si	888	54	834	0
No	179	18	160	1
Total Votes Cast	1,067	72	994	1

GORDON, RICHARD E.

Vote For 1

	TOTAL	Polls	Early Provisional	S
Yes / Si	879	52	827	0
No	178	20	157	1
Total Votes Cast	1,057	72	984	1

Precinct 237

BUTLER, MICHAEL J.

Vote For 1

	TOTAL	Polls	Early Provisional	S
Yes / Si	859	51	808	0
No	198	20	177	1
Total Votes Cast	1,057	71	985	1

YEHLING, WAYNE E.

Vote For 1

	TOTAL	Polls	Early Provisional	S
Yes / Si	868	53	815	0
No	182	18	163	1
Total Votes Cast	1,050	71	978	1

CONSTANT, DANIELLE J.K.

Vote For 1

	TOTAL	Polls	Early Provisional	S
Yes / Si	830	52	778	0
No	224	19	204	1
Total Votes Cast	1,054	71	982	1

METCALF, D. DOUGLAS

Vote For 1

	TOTAL	Polls	Early Provisional	S
Yes / Si	868	53	815	0
No	187	19	167	1
Total Votes Cast	1,055	72	982	1

MCGINLEY, CASEY F.

Vote For 1

	TOTAL	Polls	Early Provisional	S
Yes / Si	879	53	826	0
No	173	18	154	1
Total Votes Cast	1,052	71	980	1

SAKALL, GREG

Vote For 1

	TOTAL	Polls	Early Provisional	S
Yes / Si	867	56	811	0
No	199	18	180	1
Total Votes Cast	1,066	74	991	1

Precinct 237

WAGENER, JOAN L.

Vote For 1		TOTAL	Polls	Early Provisional	S
Yes / Si		874	53	821	0
No		181	18	162	1
Total Votes Cast		1,055	71	983	1

JOHNSON, KELLIE L.

Vote For 1		TOTAL	Polls	Early Provisional	S
Yes / Si		741	51	690	0
No		351	23	327	1
Total Votes Cast		1,092	74	1,017	1

ORTIZ, KIMBERLY H.

Vote For 1		TOTAL	Polls	Early Provisional	S
Yes / Si		872	53	819	0
No		177	18	158	1
Total Votes Cast		1,049	71	977	1

MCDONALD, SCOTT DAVID

Vote For 1		TOTAL	Polls	Early Provisional	S
Yes / Si		857	53	804	0
No		196	18	177	1
Total Votes Cast		1,053	71	981	1

ABRAMS, LISA ILKA

Vote For 1		TOTAL	Polls	Early Provisional	S
Yes / Si		880	53	827	0
No		186	17	168	1
Total Votes Cast		1,066	70	995	1

Governing Board - Catalina Foothills Unified School District No. 16

Vote For 1		TOTAL	Polls	Early Provisional	S
ARISPE, BROOKE		287	33	254	0
JACKSON, EILEEN		646	30	615	1
Write-In Totals		9	1	8	0
Not Assigned		9	1	8	0
Total Votes Cast		942	64	877	1

Precinct 237

Governing Board - Catalina Foothills Unified School District No. 16

Vote For 2

	TOTAL	Polls	Early Provisional	S
DAVOLI, JACQUELYN	640	29	611	0
LOGUE, TOM	589	26	563	0
PEMBERTON, BART	323	29	293	1
REPSCHER, JENNIFER	368	35	332	1
Write-In Totals	12	2	10	0
Not Assigned	12	2	10	0
Total Votes Cast	1,932	121	1,809	2

Governing Board - Tucson Unified School District (TUSD) No. 1

Vote For 3

	TOTAL	Polls	Early Provisional	S
ACOSTA RUIZ, PILAR	44	4	40	0
FLORES, ESTEBAN	48	3	45	0
LUNA ROSE, NATALIE	91	7	84	0
SHAH, RAVI	91	5	86	0
SHAW, SADIE	87	7	80	0
Write-In Totals	0	0	0	0
Not Assigned	0	0	0	0
Total Votes Cast	361	26	335	0

PROPOSITION 133

Vote For 1

	TOTAL	Polls	Early Provisional	S
Yes / Si	439	53	386	0
No	992	57	934	1
Total Votes Cast	1,431	110	1,320	1

PROPOSITION 134

Vote For 1

	TOTAL	Polls	Early Provisional	S
Yes / Si	450	56	393	1
No	998	53	945	0
Total Votes Cast	1,448	109	1,338	1

PROPOSITION 135

Vote For 1

	TOTAL	Polls	Early Provisional	S
Yes / Si	507	56	450	1
No	910	47	863	0
Total Votes Cast	1,417	103	1,313	1

Precinct 237

PROPOSITION 136

Vote For 1	TOTAL	Polls	Early Provisional	S
Yes / Si	377	41	336	0
No	1,035	64	970	1
Total Votes Cast	1,412	105	1,306	1

PROPOSITION 137

Vote For 1	TOTAL	Polls	Early Provisional	S
Yes / Si	224	32	192	0
No	1,193	78	1,114	1
Total Votes Cast	1,417	110	1,306	1

PROPOSITION 138

Vote For 1	TOTAL	Polls	Early Provisional	S
Yes / Si	320	35	285	0
No	1,145	75	1,069	1
Total Votes Cast	1,465	110	1,354	1

PROPOSITION 139

Vote For 1	TOTAL	Polls	Early Provisional	S
Yes / Si	1,180	73	1,106	1
No	371	50	321	0
Total Votes Cast	1,551	123	1,427	1

PROPOSITION 140

Vote For 1	TOTAL	Polls	Early Provisional	S
Yes / Si	679	57	621	1
No	837	59	778	0
Total Votes Cast	1,516	116	1,399	1

PROPOSITION 311

Vote For 1	TOTAL	Polls	Early Provisional	S
Yes / Si	768	75	692	1
No	742	41	701	0
Total Votes Cast	1,510	116	1,393	1

Precinct 237

PROPOSITION 312

Vote For 1

	TOTAL	Polls	Early Provisional	S
Yes / Si	733	78	654	1
No	770	38	732	0
Total Votes Cast	1,503	116	1,386	1

PROPOSITION 313

Vote For 1

	TOTAL	Polls	Early Provisional	S
Yes / Si	614	76	537	1
No	826	37	789	0
Total Votes Cast	1,440	113	1,326	1

PROPOSITION 314

Vote For 1

	TOTAL	Polls	Early Provisional	S
Yes / Si	666	73	592	1
No	784	40	744	0
Total Votes Cast	1,450	113	1,336	1

PROPOSITION 315

Vote For 1

	TOTAL	Polls	Early Provisional	S
Yes / Si	522	59	462	1
No	880	50	830	0
Total Votes Cast	1,402	109	1,292	1

Summary Results Report
 General Election
 November 5, 2024

OFFICIAL RESULTS
 Summary of Votes Cast
 County of Pima

Precinct 238

Statistics	TOTAL	Polls	Early Provisional	s
Registered Voters - Total	2,872			
Ballots Cast - Total	2,457	259	2,192	6
Ballots Cast - Blank	36	7	28	1
Voter Turnout - Total	85.55%			

Presidential Electors

Vote For 1	TOTAL	Polls	Early Provisional	s
HARRIS, KAMALA D.	1,556	109	1,444	3
TRUMP, DONALD J.	850	138	710	2
OLIVER, CHASE	9	2	7	0
STEIN, JILL	13	2	11	0
Write-In Totals	11	3	8	0
Write-In: Ayyadurai / Ellis	0	0	0	0
Write-In: Boddie / Stoneham	0	0	0	0
Write-In: De la Cruz / Garcia	0	0	0	0
Write-In: Shelton / Serra	0	0	0	0
Write-In: Skousen / Combs	0	0	0	0
Not Assigned	11	3	8	0
Total Votes Cast	2,439	254	2,180	5

U.S. Senator

Vote For 1	TOTAL	Polls	Early Provisional	s
GALLEGO, RUBEN	1,593	115	1,474	4
LAKE, KARI	776	134	641	1
QUINTANA, EDUARDO	25	3	22	0
Write-In Totals	4	0	4	0
Write-In: Williams, Sarah	0	0	0	0
Write-In: Beckett, Christopher	0	0	0	0
Write-In: Sanders, Steven Cavin	0	0	0	0
Write-In: Bozic, David	0	0	0	0
Write-In: Petty, Shawn	0	0	0	0
Write-In: Rodriguez, Benjamin	0	0	0	0
Write-In: Prosser, Jannie "Jannie"	0	0	0	0
Not Assigned	4	0	4	0
Total Votes Cast	2,398	252	2,141	5

Precinct 238

U.S. Representative in Congress District 6

Vote For 1

	TOTAL	Polls	Early Provisional	s
ENGEL, KIRSTEN	1,487	100	1,384	3
CISCOMANI, JUAN	889	144	743	2
EASTWOOD, ATHENA	22	5	17	0
Write-In Totals	1	0	1	0
Write-In: Pozzolo, Luis	0	0	0	0
Not Assigned	1	0	1	0
Total Votes Cast	2,399	249	2,145	5

State Senator District 18

Vote For 1

	TOTAL	Polls	Early Provisional	s
SUNDARESHAN, PRIYA	1,649	136	1,510	3
Write-In Totals	57	9	48	0
Not Assigned	57	9	48	0
Total Votes Cast	1,706	145	1,558	3

State Representative Dist. 18

Vote For 2

	TOTAL	Polls	Early Provisional	s
GUTIERREZ, NANCY	1,389	90	1,298	1
MATHIS, CHRIS	1,365	77	1,284	4
ROSENBLUM, LEONARD "LEN"	878	141	736	1
Write-In Totals	13	0	13	0
Not Assigned	13	0	13	0
Total Votes Cast	3,645	308	3,331	6

Corporation Commissioner

Vote For 3

	TOTAL	Polls	Early Provisional	s
AGUILAR, YLENIA	1,331	85	1,244	2
HILL, JONATHON	1,357	80	1,275	2
POLACHECK, JOSHUA	1,295	67	1,227	1
LOPEZ, RENE	752	112	640	0
MARQUEZ PETERSON, LEA	794	114	678	2
WALDEN, RACHEL	771	115	656	0
CEASE, MIKE	55	9	46	0
LUXENBERG, NINA	59	9	50	0
Write-In Totals	2	0	2	0
Write-In: Bertone, Frank	1	0	1	0
Not Assigned	1	0	1	0
Total Votes Cast	6,416	591	5,818	7

Precinct 238

Board of Supervisors District 1

	TOTAL	Polls	Early Provisional	S
SCOTT, REX	1,446	96	1,346	4
SPAIN, STEVE	891	145	745	1
Write-In Totals	1	0	1	0
Not Assigned	1	0	1	0
Total Votes Cast	2,338	241	2,092	5

County Assessor

	TOTAL	Polls	Early Provisional	S
DROUBIE, SUZANNE	1,658	135	1,520	3
Write-In Totals	38	7	30	1
Not Assigned	38	7	30	1
Total Votes Cast	1,696	142	1,550	4

County Attorney

	TOTAL	Polls	Early Provisional	S
CONOVER, LAURA	1,543	122	1,418	3
DRUAN, HOWARD	323	47	275	1
Write-In Totals	26	5	21	0
Not Assigned	26	5	21	0
Total Votes Cast	1,892	174	1,714	4

County Recorder

	TOTAL	Polls	Early Provisional	S
CÁZARES-KELLY, GABRIELLA	1,471	99	1,369	3
CAMPBELL-GONZALEZ, DOMINIC	815	138	675	2
Write-In Totals	2	0	2	0
Not Assigned	2	0	2	0
Total Votes Cast	2,288	237	2,046	5

County Sheriff

	TOTAL	Polls	Early Provisional	S
NANOS, CHRIS	1,212	97	1,112	3
LAPPIN, HEATHER	1,095	145	948	2
Write-In Totals	4	0	4	0
Write-In: Di Genova, Trista	0	0	0	0
Not Assigned	4	0	4	0
Total Votes Cast	2,311	242	2,064	5

Precinct 238

County Superintendent of Schools

Vote For 1

	TOTAL	Polls	Early Provisional	S
WILLIAMS, DUSTIN	1,647	140	1,504	3
Write-In Totals	40	5	34	1
Not Assigned	40	5	34	1
Total Votes Cast	1,687	145	1,538	4

County Treasurer

Vote For 1

	TOTAL	Polls	Early Provisional	S
JOHNSON, BRIAN	1,345	86	1,256	3
ACKERLEY, CHRIS	959	153	804	2
Write-In Totals	1	0	1	0
Not Assigned	1	0	1	0
Total Votes Cast	2,305	239	2,061	5

Constable Precinct 1

Vote For 1

	TOTAL	Polls	Early Provisional	S
ROOSEVELT, MARK	1,391	97	1,290	4
ROWLAND, DANIEL	854	137	716	1
Write-In Totals	3	0	3	0
Not Assigned	3	0	3	0
Total Votes Cast	2,248	234	2,009	5

KING, KATHRYN H.

Vote For 1

	TOTAL	Polls	Early Provisional	S
Yes / Si	918	120	797	1
No	1,043	67	974	2
Total Votes Cast	1,961	187	1,771	3

BOLICK, CLINT

Vote For 1

	TOTAL	Polls	Early Provisional	S
Yes / Si	859	104	754	1
No	1,085	82	1,001	2
Total Votes Cast	1,944	186	1,755	3

ECKERSTROM, PETER J.

Vote For 1

	TOTAL	Polls	Early Provisional	S
Yes / Si	1,379	122	1,256	1
No	359	53	304	2
Total Votes Cast	1,738	175	1,560	3

Precinct 238

STARING, CHRISTOPHER P.

Vote For 1		TOTAL	Polls	Early Provisional	S
Yes / Si		1,315	115	1,199	1
No		422	58	362	2
Total Votes Cast		1,737	173	1,561	3

GRIFFIN, BRENDEN J.

Vote For 1		TOTAL	Polls	Early Provisional	S
Yes / Si		1,294	125	1,167	2
No		379	41	337	1
Total Votes Cast		1,673	166	1,504	3

LEE, KENNETH

Vote For 1		TOTAL	Polls	Early Provisional	S
Yes / Si		1,311	114	1,195	2
No		361	53	307	1
Total Votes Cast		1,672	167	1,502	3

BRYSON, KYLE A.

Vote For 1		TOTAL	Polls	Early Provisional	S
Yes / Si		1,330	118	1,210	2
No		336	48	287	1
Total Votes Cast		1,666	166	1,497	3

COHEN, GARY J.

Vote For 1		TOTAL	Polls	Early Provisional	S
Yes / Si		1,322	121	1,200	1
No		358	48	308	2
Total Votes Cast		1,680	169	1,508	3

GORDON, RICHARD E.

Vote For 1		TOTAL	Polls	Early Provisional	S
Yes / Si		1,331	123	1,207	1
No		338	45	291	2
Total Votes Cast		1,669	168	1,498	3

Precinct 238

BUTLER, MICHAEL J.

Vote For 1

	TOTAL	Polls	Early Provisional	S
Yes / Si	1,332	114	1,216	2
No	337	51	285	1
Total Votes Cast	1,669	165	1,501	3

YEHLING, WAYNE E.

Vote For 1

	TOTAL	Polls	Early Provisional	S
Yes / Si	1,312	119	1,191	2
No	357	48	308	1
Total Votes Cast	1,669	167	1,499	3

CONSTANT, DANIELLE J.K.

Vote For 1

	TOTAL	Polls	Early Provisional	S
Yes / Si	1,258	124	1,132	2
No	416	47	368	1
Total Votes Cast	1,674	171	1,500	3

METCALF, D. DOUGLAS

Vote For 1

	TOTAL	Polls	Early Provisional	S
Yes / Si	1,322	118	1,202	2
No	344	49	294	1
Total Votes Cast	1,666	167	1,496	3

MCGINLEY, CASEY F.

Vote For 1

	TOTAL	Polls	Early Provisional	S
Yes / Si	1,345	120	1,223	2
No	324	48	275	1
Total Votes Cast	1,669	168	1,498	3

SAKALL, GREG

Vote For 1

	TOTAL	Polls	Early Provisional	S
Yes / Si	1,315	119	1,194	2
No	361	47	313	1
Total Votes Cast	1,676	166	1,507	3

Precinct 238

WAGENER, JOAN L.

Vote For 1		TOTAL	Polls	Early Provisional	S
Yes / Si		1,301	116	1,183	2
No		376	51	324	1
Total Votes Cast		1,677	167	1,507	3

JOHNSON, KELLIE L.

Vote For 1		TOTAL	Polls	Early Provisional	S
Yes / Si		1,115	114	999	2
No		590	56	533	1
Total Votes Cast		1,705	170	1,532	3

ORTIZ, KIMBERLY H.

Vote For 1		TOTAL	Polls	Early Provisional	S
Yes / Si		1,343	127	1,214	2
No		325	42	282	1
Total Votes Cast		1,668	169	1,496	3

MCDONALD, SCOTT DAVID

Vote For 1		TOTAL	Polls	Early Provisional	S
Yes / Si		1,272	117	1,153	2
No		390	49	340	1
Total Votes Cast		1,662	166	1,493	3

ABRAMS, LISA ILKA

Vote For 1		TOTAL	Polls	Early Provisional	S
Yes / Si		1,355	124	1,229	2
No		333	44	288	1
Total Votes Cast		1,688	168	1,517	3

Governing Board - Catalina Foothills Unified School District No. 16

Vote For 1		TOTAL	Polls	Early Provisional	S
ARISPE, BROOKE		419	76	342	1
JACKSON, EILEEN		1,288	88	1,198	2
Write-In Totals		15	3	12	0
Not Assigned		15	3	12	0
Total Votes Cast		1,722	167	1,552	3

Precinct 238

Governing Board - Catalina Foothills Unified School District No. 16

Vote For 2

	TOTAL	Polls	Early Provisional	s
DAVOLI, JACQUELYN	1,120	67	1,050	3
LOGUE, TOM	980	57	921	2
PEMBERTON, BART	625	90	535	0
REPSCHER, JENNIFER	736	103	633	0
Write-In Totals	13	2	11	0
Not Assigned	13	2	11	0
Total Votes Cast	3,474	319	3,150	5

Governing Board - Tucson Unified School District (TUSD) No. 1

Vote For 3

	TOTAL	Polls	Early Provisional	s
ACOSTA RUIZ, PILAR	9	0	9	0
FLORES, ESTEBAN	6	1	5	0
LUNA ROSE, NATALIE	13	1	12	0
SHAH, RAVI	12	1	11	0
SHAW, SADIE	14	1	13	0
Write-In Totals	0	0	0	0
Not Assigned	0	0	0	0
Total Votes Cast	54	4	50	0

PROPOSITION 133

Vote For 1

	TOTAL	Polls	Early Provisional	s
Yes / Si	642	107	532	3
No	1,559	121	1,437	1
Total Votes Cast	2,201	228	1,969	4

PROPOSITION 134

Vote For 1

	TOTAL	Polls	Early Provisional	s
Yes / Si	625	98	525	2
No	1,580	130	1,448	2
Total Votes Cast	2,205	228	1,973	4

PROPOSITION 135

Vote For 1

	TOTAL	Polls	Early Provisional	s
Yes / Si	740	116	621	3
No	1,446	112	1,333	1
Total Votes Cast	2,186	228	1,954	4

Precinct 238

PROPOSITION 136

Vote For 1				
	TOTAL	Polls	Early Provisional	S
Yes / Si	526	84	442	0
No	1,636	135	1,498	3
Total Votes Cast	2,162	219	1,940	3

PROPOSITION 137

Vote For 1				
	TOTAL	Polls	Early Provisional	S
Yes / Si	351	65	286	0
No	1,835	164	1,668	3
Total Votes Cast	2,186	229	1,954	3

PROPOSITION 138

Vote For 1				
	TOTAL	Polls	Early Provisional	S
Yes / Si	391	57	334	0
No	1,840	176	1,660	4
Total Votes Cast	2,231	233	1,994	4

PROPOSITION 139

Vote For 1				
	TOTAL	Polls	Early Provisional	S
Yes / Si	1,780	157	1,620	3
No	555	89	464	2
Total Votes Cast	2,335	246	2,084	5

PROPOSITION 140

Vote For 1				
	TOTAL	Polls	Early Provisional	S
Yes / Si	897	110	784	3
No	1,381	130	1,249	2
Total Votes Cast	2,278	240	2,033	5

PROPOSITION 311

Vote For 1				
	TOTAL	Polls	Early Provisional	S
Yes / Si	1,173	171	1,000	2
No	1,104	69	1,032	3
Total Votes Cast	2,277	240	2,032	5

Precinct 238

PROPOSITION 312

Vote For 1

	TOTAL	Polls	Early Provisional	S
Yes / Si	1,025	161	862	2
No	1,245	76	1,167	2
Total Votes Cast	2,270	237	2,029	4

PROPOSITION 313

Vote For 1

	TOTAL	Polls	Early Provisional	S
Yes / Si	1,012	154	856	2
No	1,172	75	1,094	3
Total Votes Cast	2,184	229	1,950	5

PROPOSITION 314

Vote For 1

	TOTAL	Polls	Early Provisional	S
Yes / Si	964	152	809	3
No	1,215	78	1,135	2
Total Votes Cast	2,179	230	1,944	5

PROPOSITION 315

Vote For 1

	TOTAL	Polls	Early Provisional	S
Yes / Si	734	110	621	3
No	1,390	113	1,275	2
Total Votes Cast	2,124	223	1,896	5

Precinct 240

Statistics	TOTAL	Polls	Early Provisional	s
Registered Voters - Total	107			
Ballots Cast - Total	98	20	78	0
Ballots Cast - Blank	2	0	2	0
Voter Turnout - Total	91.59%			

Presidential Electors

Vote For 1	TOTAL	Polls	Early Provisional	s
HARRIS, KAMALA D.	47	9	38	0
TRUMP, DONALD J.	49	10	39	0
OLIVER, CHASE	1	1	0	0
STEIN, JILL	0	0	0	0
Write-In Totals	0	0	0	0
Write-In: Ayyadurai / Ellis	0	0	0	0
Write-In: Boddie / Stoneham	0	0	0	0
Write-In: De la Cruz / Garcia	0	0	0	0
Write-In: Shelton / Serra	0	0	0	0
Write-In: Skousen / Combs	0	0	0	0
Not Assigned	0	0	0	0
Total Votes Cast	97	20	77	0

U.S. Senator

Vote For 1	TOTAL	Polls	Early Provisional	s
GALLEGO, RUBEN	48	10	38	0
LAKE, KARI	46	9	37	0
QUINTANA, EDUARDO	2	1	1	0
Write-In Totals	0	0	0	0
Write-In: Williams, Sarah	0	0	0	0
Write-In: Beckett, Christopher	0	0	0	0
Write-In: Sanders, Steven Cavin	0	0	0	0
Write-In: Bozic, David	0	0	0	0
Write-In: Petty, Shawn	0	0	0	0
Write-In: Rodriguez, Benjamin	0	0	0	0
Write-In: Prosser, Jannie "Jannie"	0	0	0	0
Not Assigned	0	0	0	0
Total Votes Cast	96	20	76	0

Summary Results Report
 General Election
 November 5, 2024

OFFICIAL RESULTS
 Summary of Votes Cast
 County of Pima

Precinct 240

U.S. Representative in Congress District 6

Vote For 1

	TOTAL	Polls	Early Provisional	S
ENGEL, KIRSTEN	40	9	31	0
CISCOMANI, JUAN	53	10	43	0
EASTWOOD, ATHENA	2	1	1	0
Write-In Totals	0	0	0	0
Write-In: Pozzolo, Luis	0	0	0	0
Not Assigned	0	0	0	0
Total Votes Cast	95	20	75	0

State Senator District 17

Vote For 1

	TOTAL	Polls	Early Provisional	S
MCLEAN, JOHN	47	9	38	0
LEACH, VENDEN "VINCE"	44	10	34	0
Write-In Totals	0	0	0	0
Not Assigned	0	0	0	0
Total Votes Cast	91	19	72	0

State Representative Dist. 17

Vote For 2

	TOTAL	Polls	Early Provisional	S
VOLK, KEVIN	44	9	35	0
JONES, RACHEL	51	8	43	0
MCGARR, CORY	43	9	34	0
Write-In Totals	0	0	0	0
Not Assigned	0	0	0	0
Total Votes Cast	138	26	112	0

Corporation Commissioner

Vote For 3

	TOTAL	Polls	Early Provisional	S
AGUILAR, YLENIA	31	6	25	0
HILL, JONATHON	33	5	28	0
POLACHECK, JOSHUA	32	8	24	0
LOPEZ, RENE	50	8	42	0
MARQUEZ PETERSON, LEA	47	5	42	0
WALDEN, RACHEL	47	8	39	0
CEASE, MIKE	2	0	2	0
LUXENBERG, NINA	5	2	3	0
Write-In Totals	0	0	0	0
Write-In: Bertone, Frank	0	0	0	0
Not Assigned	0	0	0	0
Total Votes Cast	247	42	205	0

Precinct 240

Board of Supervisors District 4

Vote For 1

	TOTAL	Polls	Early Provisional	S
BECHTOL, VANESSA	36	8	28	0
CHRISTY, STEPHEN W. "STEVE"	60	11	49	0
Write-In Totals	0	0	0	0
Not Assigned	0	0	0	0
Total Votes Cast	96	19	77	0

County Assessor

Vote For 1

	TOTAL	Polls	Early Provisional	S
DROUBIE, SUZANNE	58	9	49	0
Write-In Totals	3	1	2	0
Not Assigned	3	1	2	0
Total Votes Cast	61	10	51	0

County Attorney

Vote For 1

	TOTAL	Polls	Early Provisional	S
CONOVER, LAURA	42	8	34	0
DRUAN, HOWARD	24	4	20	0
Write-In Totals	3	1	2	0
Not Assigned	3	1	2	0
Total Votes Cast	69	13	56	0

County Recorder

Vote For 1

	TOTAL	Polls	Early Provisional	S
CÁZARES-KELLY, GABRIELLA	41	8	33	0
CAMPBELL-GONZALEZ, DOMINIC	49	10	39	0
Write-In Totals	0	0	0	0
Not Assigned	0	0	0	0
Total Votes Cast	90	18	72	0

County Sheriff

Vote For 1

	TOTAL	Polls	Early Provisional	S
NANOS, CHRIS	28	4	24	0
LAPPIN, HEATHER	69	15	54	0
Write-In Totals	0	0	0	0
Write-In: Di Genova, Trista	0	0	0	0
Not Assigned	0	0	0	0
Total Votes Cast	97	19	78	0

Precinct 240

County Superintendent of Schools

Vote For 1

	TOTAL	Polls	Early Provisional	S
WILLIAMS, DUSTIN	48	8	40	0
Write-In Totals	2	1	1	0
Not Assigned	2	1	1	0
Total Votes Cast	50	9	41	0

County Treasurer

Vote For 1

	TOTAL	Polls	Early Provisional	S
JOHNSON, BRIAN	31	6	25	0
ACKERLEY, CHRIS	58	11	47	0
Write-In Totals	0	0	0	0
Not Assigned	0	0	0	0
Total Votes Cast	89	17	72	0

Constable Precinct 1

Vote For 1

	TOTAL	Polls	Early Provisional	S
ROOSEVELT, MARK	31	6	25	0
ROWLAND, DANIEL	56	12	44	0
Write-In Totals	0	0	0	0
Not Assigned	0	0	0	0
Total Votes Cast	87	18	69	0

KING, KATHRYN H.

Vote For 1

	TOTAL	Polls	Early Provisional	S
Yes / Si	35	5	30	0
No	30	8	22	0
Total Votes Cast	65	13	52	0

BOLICK, CLINT

Vote For 1

	TOTAL	Polls	Early Provisional	S
Yes / Si	35	5	30	0
No	30	8	22	0
Total Votes Cast	65	13	52	0

ECKERSTROM, PETER J.

Vote For 1

	TOTAL	Polls	Early Provisional	S
Yes / Si	31	4	27	0
No	25	7	18	0
Total Votes Cast	56	11	45	0

Precinct 240

STARING, CHRISTOPHER P.

Vote For 1

	TOTAL	Polls	Early Provisional	S
Yes / Si	39	5	34	0
No	17	6	11	0
Total Votes Cast	56	11	45	0

GRIFFIN, BRENDEN J.

Vote For 1

	TOTAL	Polls	Early Provisional	S
Yes / Si	35	5	30	0
No	17	5	12	0
Total Votes Cast	52	10	42	0

LEE, KENNETH

Vote For 1

	TOTAL	Polls	Early Provisional	S
Yes / Si	33	5	28	0
No	16	5	11	0
Total Votes Cast	49	10	39	0

BRYSON, KYLE A.

Vote For 1

	TOTAL	Polls	Early Provisional	S
Yes / Si	39	4	35	0
No	15	6	9	0
Total Votes Cast	54	10	44	0

COHEN, GARY J.

Vote For 1

	TOTAL	Polls	Early Provisional	S
Yes / Si	36	5	31	0
No	15	5	10	0
Total Votes Cast	51	10	41	0

GORDON, RICHARD E.

Vote For 1

	TOTAL	Polls	Early Provisional	S
Yes / Si	38	5	33	0
No	13	5	8	0
Total Votes Cast	51	10	41	0

Precinct 240

BUTLER, MICHAEL J.

Vote For 1

	TOTAL	Polls	Early Provisional	S
Yes / Si	35	4	31	0
No	14	6	8	0
Total Votes Cast	49	10	39	0

YEHLING, WAYNE E.

Vote For 1

	TOTAL	Polls	Early Provisional	S
Yes / Si	37	4	33	0
No	14	6	8	0
Total Votes Cast	51	10	41	0

CONSTANT, DANIELLE J.K.

Vote For 1

	TOTAL	Polls	Early Provisional	S
Yes / Si	34	6	28	0
No	17	4	13	0
Total Votes Cast	51	10	41	0

METCALF, D. DOUGLAS

Vote For 1

	TOTAL	Polls	Early Provisional	S
Yes / Si	36	4	32	0
No	16	6	10	0
Total Votes Cast	52	10	42	0

MCGINLEY, CASEY F.

Vote For 1

	TOTAL	Polls	Early Provisional	S
Yes / Si	39	6	33	0
No	12	4	8	0
Total Votes Cast	51	10	41	0

SAKALL, GREG

Vote For 1

	TOTAL	Polls	Early Provisional	S
Yes / Si	36	4	32	0
No	16	6	10	0
Total Votes Cast	52	10	42	0

Precinct 240

WAGENER, JOAN L.

Vote For 1

	TOTAL	Polls	Early Provisional	S
Yes / Si	33	6	27	0
No	18	4	14	0
Total Votes Cast	51	10	41	0

JOHNSON, KELLIE L.

Vote For 1

	TOTAL	Polls	Early Provisional	S
Yes / Si	35	6	29	0
No	17	4	13	0
Total Votes Cast	52	10	42	0

ORTIZ, KIMBERLY H.

Vote For 1

	TOTAL	Polls	Early Provisional	S
Yes / Si	36	6	30	0
No	15	4	11	0
Total Votes Cast	51	10	41	0

MCDONALD, SCOTT DAVID

Vote For 1

	TOTAL	Polls	Early Provisional	S
Yes / Si	37	4	33	0
No	14	5	9	0
Total Votes Cast	51	9	42	0

ABRAMS, LISA ILKA

Vote For 1

	TOTAL	Polls	Early Provisional	S
Yes / Si	38	5	33	0
No	13	5	8	0
Total Votes Cast	51	10	41	0

PROPOSITION 133

Vote For 1

	TOTAL	Polls	Early Provisional	S
Yes / Si	37	5	32	0
No	50	10	40	0
Total Votes Cast	87	15	72	0

Precinct 240

PROPOSITION 134

Vote For 1

	TOTAL	Polls	Early Provisional	S
Yes / Si	39	7	32	0
No	47	9	38	0
Total Votes Cast	86	16	70	0

PROPOSITION 135

Vote For 1

	TOTAL	Polls	Early Provisional	S
Yes / Si	36	8	28	0
No	49	8	41	0
Total Votes Cast	85	16	69	0

PROPOSITION 136

Vote For 1

	TOTAL	Polls	Early Provisional	S
Yes / Si	32	8	24	0
No	55	9	46	0
Total Votes Cast	87	17	70	0

PROPOSITION 137

Vote For 1

	TOTAL	Polls	Early Provisional	S
Yes / Si	17	4	13	0
No	65	10	55	0
Total Votes Cast	82	14	68	0

PROPOSITION 138

Vote For 1

	TOTAL	Polls	Early Provisional	S
Yes / Si	18	7	11	0
No	73	11	62	0
Total Votes Cast	91	18	73	0

PROPOSITION 139

Vote For 1

	TOTAL	Polls	Early Provisional	S
Yes / Si	60	12	48	0
No	35	8	27	0
Total Votes Cast	95	20	75	0

Precinct 240

PROPOSITION 140

Vote For 1

	TOTAL	Polls	Early Provisional	S
Yes / Si	38	9	29	0
No	55	9	46	0
Total Votes Cast	93	18	75	0

PROPOSITION 311

Vote For 1

	TOTAL	Polls	Early Provisional	S
Yes / Si	56	10	46	0
No	36	7	29	0
Total Votes Cast	92	17	75	0

PROPOSITION 312

Vote For 1

	TOTAL	Polls	Early Provisional	S
Yes / Si	60	10	50	0
No	30	8	22	0
Total Votes Cast	90	18	72	0

PROPOSITION 313

Vote For 1

	TOTAL	Polls	Early Provisional	S
Yes / Si	54	11	43	0
No	35	7	28	0
Total Votes Cast	89	18	71	0

PROPOSITION 314

Vote For 1

	TOTAL	Polls	Early Provisional	S
Yes / Si	60	10	50	0
No	28	7	21	0
Total Votes Cast	88	17	71	0

PROPOSITION 315

Vote For 1

	TOTAL	Polls	Early Provisional	S
Yes / Si	48	9	39	0
No	34	7	27	0
Total Votes Cast	82	16	66	0

Precinct 241

Statistics	TOTAL	Polls	Early Provisional	s
Registered Voters - Total	1,843			
Ballots Cast - Total	1,626	113	1,507	6
Ballots Cast - Blank	28	6	21	1
Voter Turnout - Total	88.23%			

Presidential Electors

Vote For 1	TOTAL	Polls	Early Provisional	s
HARRIS, KAMALA D.	911	52	857	2
TRUMP, DONALD J.	683	58	622	3
OLIVER, CHASE	9	0	9	0
STEIN, JILL	7	2	5	0
Write-In Totals	5	1	4	0
Write-In: Ayyadurai / Ellis	0	0	0	0
Write-In: Boddie / Stoneham	0	0	0	0
Write-In: De la Cruz / Garcia	0	0	0	0
Write-In: Shelton / Serra	0	0	0	0
Write-In: Skousen / Combs	0	0	0	0
Not Assigned	5	1	4	0
Total Votes Cast	1,615	113	1,497	5

U.S. Senator

Vote For 1	TOTAL	Polls	Early Provisional	s
GALLEGO, RUBEN	923	50	871	2
LAKE, KARI	647	55	590	2
QUINTANA, EDUARDO	24	5	18	1
Write-In Totals	2	1	1	0
Write-In: Williams, Sarah	0	0	0	0
Write-In: Beckett, Christopher	0	0	0	0
Write-In: Sanders, Steven Cavin	0	0	0	0
Write-In: Bozic, David	0	0	0	0
Write-In: Petty, Shawn	0	0	0	0
Write-In: Rodriguez, Benjamin	0	0	0	0
Write-In: Prosser, Jannie "Jannie"	0	0	0	0
Not Assigned	2	1	1	0
Total Votes Cast	1,596	111	1,480	5

Precinct 241

U.S. Representative in Congress District 6

Vote For 1

	TOTAL	Polls	Early Provisional	s
ENGEL, KIRSTEN	836	42	792	2
CISCOMANI, JUAN	726	62	661	3
EASTWOOD, ATHENA	27	7	20	0
Write-In Totals	3	0	3	0
Write-In: Pozzolo, Luis	0	0	0	0
Not Assigned	3	0	3	0
Total Votes Cast	1,592	111	1,476	5

State Senator District 18

Vote For 1

	TOTAL	Polls	Early Provisional	s
SUNDARESHAN, PRIYA	939	60	877	2
Write-In Totals	48	4	44	0
Not Assigned	48	4	44	0
Total Votes Cast	987	64	921	2

State Representative Dist. 18

Vote For 2

	TOTAL	Polls	Early Provisional	s
GUTIERREZ, NANCY	822	45	776	1
MATHIS, CHRIS	767	36	730	1
ROSENBLUM, LEONARD "LEN"	703	60	641	2
Write-In Totals	4	0	4	0
Not Assigned	4	0	4	0
Total Votes Cast	2,296	141	2,151	4

Corporation Commissioner

Vote For 3

	TOTAL	Polls	Early Provisional	s
AGUILAR, YLENIA	740	31	708	1
HILL, JONATHON	763	34	727	2
POLACHECK, JOSHUA	727	32	694	1
LOPEZ, RENE	630	45	582	3
MARQUEZ PETERSON, LEA	673	56	615	2
WALDEN, RACHEL	657	53	603	1
CEASE, MIKE	38	5	32	1
LUXENBERG, NINA	44	9	35	0
Write-In Totals	2	0	2	0
Write-In: Bertone, Frank	0	0	0	0
Not Assigned	2	0	2	0
Total Votes Cast	4,274	265	3,998	11

Precinct 241

Board of Supervisors District 1

Vote For 1

	TOTAL	Polls	Early Provisional	S
SCOTT, REX	811	43	766	2
SPAIN, STEVE	720	66	652	2
Write-In Totals	0	0	0	0
Not Assigned	0	0	0	0
Total Votes Cast	1,531	109	1,418	4

County Assessor

Vote For 1

	TOTAL	Polls	Early Provisional	S
DROUBIE, SUZANNE	938	66	869	3
Write-In Totals	28	5	23	0
Not Assigned	28	5	23	0
Total Votes Cast	966	71	892	3

County Attorney

Vote For 1

	TOTAL	Polls	Early Provisional	S
CONOVER, LAURA	878	53	822	3
DRUAN, HOWARD	246	23	222	1
Write-In Totals	20	1	19	0
Not Assigned	20	1	19	0
Total Votes Cast	1,144	77	1,063	4

County Recorder

Vote For 1

	TOTAL	Polls	Early Provisional	S
CÁZARES-KELLY, GABRIELLA	835	43	790	2
CAMPBELL-GONZALEZ, DOMINIC	666	65	599	2
Write-In Totals	1	0	1	0
Not Assigned	1	0	1	0
Total Votes Cast	1,502	108	1,390	4

County Sheriff

Vote For 1

	TOTAL	Polls	Early Provisional	S
NANOS, CHRIS	655	36	617	2
LAPPIN, HEATHER	865	72	790	3
Write-In Totals	0	0	0	0
Write-In: Di Genova, Trista	0	0	0	0
Not Assigned	0	0	0	0
Total Votes Cast	1,520	108	1,407	5

Precinct 241

County Superintendent of Schools

Vote For 1

	TOTAL	Polls	Early Provisional	S
WILLIAMS, DUSTIN	927	63	861	3
Write-In Totals	30	5	25	0
Not Assigned	30	5	25	0
Total Votes Cast	957	68	886	3

County Treasurer

Vote For 1

	TOTAL	Polls	Early Provisional	S
JOHNSON, BRIAN	744	35	707	2
ACKERLEY, CHRIS	764	70	692	2
Write-In Totals	0	0	0	0
Not Assigned	0	0	0	0
Total Votes Cast	1,508	105	1,399	4

Constable Precinct 1

Vote For 1

	TOTAL	Polls	Early Provisional	S
ROOSEVELT, MARK	785	41	742	2
ROWLAND, DANIEL	699	64	633	2
Write-In Totals	0	0	0	0
Not Assigned	0	0	0	0
Total Votes Cast	1,484	105	1,375	4

KING, KATHRYN H.

Vote For 1

	TOTAL	Polls	Early Provisional	S
Yes / Si	634	48	584	2
No	651	34	615	2
Total Votes Cast	1,285	82	1,199	4

BOLICK, CLINT

Vote For 1

	TOTAL	Polls	Early Provisional	S
Yes / Si	633	45	585	3
No	654	37	616	1
Total Votes Cast	1,287	82	1,201	4

ECKERSTROM, PETER J.

Vote For 1

	TOTAL	Polls	Early Provisional	S
Yes / Si	878	48	827	3
No	245	25	220	0
Total Votes Cast	1,123	73	1,047	3

Precinct 241

STARING, CHRISTOPHER P.

Vote For 1	TOTAL	Polls	Early Provisional	S
Yes / Si	867	55	810	2
No	261	19	241	1
Total Votes Cast	1,128	74	1,051	3

GRIFFIN, BRENDEN J.

Vote For 1	TOTAL	Polls	Early Provisional	S
Yes / Si	889	46	841	2
No	216	21	195	0
Total Votes Cast	1,105	67	1,036	2

LEE, KENNETH

Vote For 1	TOTAL	Polls	Early Provisional	S
Yes / Si	872	47	823	2
No	216	23	193	0
Total Votes Cast	1,088	70	1,016	2

BRYSON, KYLE A.

Vote For 1	TOTAL	Polls	Early Provisional	S
Yes / Si	907	47	858	2
No	191	23	168	0
Total Votes Cast	1,098	70	1,026	2

COHEN, GARY J.

Vote For 1	TOTAL	Polls	Early Provisional	S
Yes / Si	874	46	826	2
No	213	23	190	0
Total Votes Cast	1,087	69	1,016	2

GORDON, RICHARD E.

Vote For 1	TOTAL	Polls	Early Provisional	S
Yes / Si	889	47	841	1
No	196	22	173	1
Total Votes Cast	1,085	69	1,014	2

Precinct 241

BUTLER, MICHAEL J.

Vote For 1

	TOTAL	Polls	Early Provisional	S
Yes / Si	901	51	849	1
No	194	20	173	1
Total Votes Cast	1,095	71	1,022	2

YEHLING, WAYNE E.

Vote For 1

	TOTAL	Polls	Early Provisional	S
Yes / Si	873	46	825	2
No	213	24	189	0
Total Votes Cast	1,086	70	1,014	2

CONSTANT, DANIELLE J.K.

Vote For 1

	TOTAL	Polls	Early Provisional	S
Yes / Si	838	40	796	2
No	246	29	217	0
Total Votes Cast	1,084	69	1,013	2

METCALF, D. DOUGLAS

Vote For 1

	TOTAL	Polls	Early Provisional	S
Yes / Si	869	46	821	2
No	214	22	192	0
Total Votes Cast	1,083	68	1,013	2

MCGINLEY, CASEY F.

Vote For 1

	TOTAL	Polls	Early Provisional	S
Yes / Si	898	48	848	2
No	188	22	166	0
Total Votes Cast	1,086	70	1,014	2

SAKALL, GREG

Vote For 1

	TOTAL	Polls	Early Provisional	S
Yes / Si	900	48	850	2
No	204	22	182	0
Total Votes Cast	1,104	70	1,032	2

Precinct 241

WAGENER, JOAN L.

	TOTAL	Polls	Early Provisional	S
Vote For 1				
Yes / Si	867	45	821	1
No	217	25	191	1
Total Votes Cast	1,084	70	1,012	2

JOHNSON, KELLIE L.

	TOTAL	Polls	Early Provisional	S
Vote For 1				
Yes / Si	742	47	693	2
No	357	24	333	0
Total Votes Cast	1,099	71	1,026	2

ORTIZ, KIMBERLY H.

	TOTAL	Polls	Early Provisional	S
Vote For 1				
Yes / Si	885	48	835	2
No	192	22	170	0
Total Votes Cast	1,077	70	1,005	2

MCDONALD, SCOTT DAVID

	TOTAL	Polls	Early Provisional	S
Vote For 1				
Yes / Si	860	49	810	1
No	219	21	197	1
Total Votes Cast	1,079	70	1,007	2

ABRAMS, LISA ILKA

	TOTAL	Polls	Early Provisional	S
Vote For 1				
Yes / Si	875	45	828	2
No	209	23	186	0
Total Votes Cast	1,084	68	1,014	2

Governing Board - Tucson Unified School District (TUSD) No. 1

	TOTAL	Polls	Early Provisional	S
Vote For 3				
ACOSTA RUIZ, PILAR	405	31	373	1
FLORES, ESTEBAN	352	23	328	1
LUNA ROSE, NATALIE	692	41	651	0
SHAH, RAVI	665	35	630	0
SHAW, SADIE	672	34	638	0
Write-In Totals	16	0	16	0
Not Assigned	16	0	16	0
Total Votes Cast	2,802	164	2,636	2

Precinct 241

Board Member Hidden Valley Fire District

Vote For 2

	TOTAL	Polls	Early Provisional	S
ALTER, LEE	152	9	143	0
MILWARD, GREG	179	6	173	0
MULLIGAN, TREVOR	59	4	55	0
Write-In Totals	0	0	0	0
Not Assigned	0	0	0	0
Total Votes Cast	390	19	371	0

PROPOSITION 133

Vote For 1

	TOTAL	Polls	Early Provisional	S
Yes / Si	508	53	455	0
No	941	47	889	5
Total Votes Cast	1,449	100	1,344	5

PROPOSITION 134

Vote For 1

	TOTAL	Polls	Early Provisional	S
Yes / Si	517	55	461	1
No	938	43	891	4
Total Votes Cast	1,455	98	1,352	5

PROPOSITION 135

Vote For 1

	TOTAL	Polls	Early Provisional	S
Yes / Si	583	55	527	1
No	860	44	813	3
Total Votes Cast	1,443	99	1,340	4

PROPOSITION 136

Vote For 1

	TOTAL	Polls	Early Provisional	S
Yes / Si	451	47	403	1
No	986	50	933	3
Total Votes Cast	1,437	97	1,336	4

PROPOSITION 137

Vote For 1

	TOTAL	Polls	Early Provisional	S
Yes / Si	269	34	234	1
No	1,177	64	1,110	3
Total Votes Cast	1,446	98	1,344	4

Precinct 241

PROPOSITION 138

Vote For 1

	TOTAL	Polls	Early Provisional	S
Yes / Si	345	31	313	1
No	1,145	74	1,068	3
Total Votes Cast	1,490	105	1,381	4

PROPOSITION 139

Vote For 1

	TOTAL	Polls	Early Provisional	S
Yes / Si	1,053	64	985	4
No	494	43	450	1
Total Votes Cast	1,547	107	1,435	5

PROPOSITION 140

Vote For 1

	TOTAL	Polls	Early Provisional	S
Yes / Si	592	49	541	2
No	922	53	866	3
Total Votes Cast	1,514	102	1,407	5

PROPOSITION 311

Vote For 1

	TOTAL	Polls	Early Provisional	S
Yes / Si	873	65	804	4
No	632	37	594	1
Total Votes Cast	1,505	102	1,398	5

PROPOSITION 312

Vote For 1

	TOTAL	Polls	Early Provisional	S
Yes / Si	792	70	722	0
No	704	31	668	5
Total Votes Cast	1,496	101	1,390	5

PROPOSITION 313

Vote For 1

	TOTAL	Polls	Early Provisional	S
Yes / Si	727	63	660	4
No	719	33	685	1
Total Votes Cast	1,446	96	1,345	5

Precinct 241

PROPOSITION 314

Vote For 1

	TOTAL	Polls	Early Provisional	S
Yes / Si	736	64	670	2
No	710	30	678	2
Total Votes Cast	1,446	94	1,348	4

PROPOSITION 315

Vote For 1

	TOTAL	Polls	Early Provisional	S
Yes / Si	572	49	522	1
No	835	43	789	3
Total Votes Cast	1,407	92	1,311	4

Precinct 242

Statistics	TOTAL	Polls	Early Provisional	s
Registered Voters - Total	2,396			
Ballots Cast - Total	1,988	337	1,632	19
Ballots Cast - Blank	24	10	14	0
Voter Turnout - Total	82.97%			

Presidential Electors

Vote For 1	TOTAL	Polls	Early Provisional	s
HARRIS, KAMALA D.	921	100	816	5
TRUMP, DONALD J.	1,010	226	772	12
OLIVER, CHASE	16	5	11	0
STEIN, JILL	9	2	5	2
Write-In Totals	12	1	11	0
Write-In: Ayyadurai / Ellis	0	0	0	0
Write-In: Boddie / Stoneham	0	0	0	0
Write-In: De la Cruz / Garcia	0	0	0	0
Write-In: Shelton / Serra	0	0	0	0
Write-In: Skousen / Combs	0	0	0	0
Not Assigned	12	1	11	0
Total Votes Cast	1,968	334	1,615	19

U.S. Senator

Vote For 1	TOTAL	Polls	Early Provisional	s
GALLEGO, RUBEN	946	107	834	5
LAKE, KARI	913	201	702	10
QUINTANA, EDUARDO	58	15	39	4
Write-In Totals	6	0	6	0
Write-In: Williams, Sarah	1	0	1	0
Write-In: Beckett, Christopher	0	0	0	0
Write-In: Sanders, Steven Cavin	0	0	0	0
Write-In: Bozic, David	0	0	0	0
Write-In: Petty, Shawn	0	0	0	0
Write-In: Rodriguez, Benjamin	0	0	0	0
Write-In: Prosser, Jannie "Jannie"	0	0	0	0
Not Assigned	5	0	5	0
Total Votes Cast	1,923	323	1,581	19

Summary Results Report
 General Election
 November 5, 2024

OFFICIAL RESULTS
 Summary of Votes Cast
 County of Pima

Precinct 242

U.S. Representative in Congress District 6

Vote For 1

	TOTAL	Polls	Early Provisional	S
ENGEL, KIRSTEN	856	93	759	4
CISCOMANI, JUAN	986	206	770	10
EASTWOOD, ATHENA	61	18	41	2
Write-In Totals	7	0	7	0
Write-In: Pozzolo, Luis	1	0	1	0
Not Assigned	6	0	6	0
Total Votes Cast	1,910	317	1,577	16

State Senator District 17

Vote For 1

	TOTAL	Polls	Early Provisional	S
MCLEAN, JOHN	919	109	804	6
LEACH, VENDEN "VINCE"	952	206	736	10
Write-In Totals	2	1	1	0
Not Assigned	2	1	1	0
Total Votes Cast	1,873	316	1,541	16

State Representative Dist. 17

Vote For 2

	TOTAL	Polls	Early Provisional	S
VOLK, KEVIN	914	105	803	6
JONES, RACHEL	903	176	719	8
MCGARR, CORY	789	144	639	6
Write-In Totals	10	2	8	0
Not Assigned	10	2	8	0
Total Votes Cast	2,616	427	2,169	20

Corporation Commissioner

Vote For 3

	TOTAL	Polls	Early Provisional	S
AGUILAR, YLENIA	800	83	711	6
HILL, JONATHON	766	66	697	3
POLACHECK, JOSHUA	731	66	662	3
LOPEZ, RENE	825	160	658	7
MARQUEZ PETERSON, LEA	796	148	645	3
WALDEN, RACHEL	827	170	649	8
CEASE, MIKE	82	14	66	2
LUXENBERG, NINA	71	13	55	3
Write-In Totals	6	2	3	1
Write-In: Bertone, Frank	0	0	0	0
Not Assigned	6	2	3	1
Total Votes Cast	4,904	722	4,146	36

Precinct 242

Board of Supervisors District 3

Vote For 1

	TOTAL	Polls	Early Provisional	s
ALLEN, JENNIFER "JEN"	817	86	727	4
WITTENBRAKER, JANET "JL"	937	207	720	10
BAH, IMAN-UTOPIA LAYJOU	81	12	67	2
Write-In Totals	3	1	2	0
Not Assigned	3	1	2	0
Total Votes Cast	1,838	306	1,516	16

County Assessor

Vote For 1

	TOTAL	Polls	Early Provisional	s
DROUBIE, SUZANNE	1,182	178	991	13
Write-In Totals	74	18	55	1
Not Assigned	74	18	55	1
Total Votes Cast	1,256	196	1,046	14

County Attorney

Vote For 1

	TOTAL	Polls	Early Provisional	s
CONOVER, LAURA	994	129	859	6
DRUAN, HOWARD	421	93	319	9
Write-In Totals	32	12	20	0
Not Assigned	32	12	20	0
Total Votes Cast	1,447	234	1,198	15

County Recorder

Vote For 1

	TOTAL	Polls	Early Provisional	s
CÁZARES-KELLY, GABRIELLA	891	99	785	7
CAMPBELL-GONZALEZ, DOMINIC	898	189	697	12
Write-In Totals	5	2	3	0
Not Assigned	5	2	3	0
Total Votes Cast	1,794	290	1,485	19

County Sheriff

Vote For 1

	TOTAL	Polls	Early Provisional	s
NANOS, CHRIS	708	81	624	3
LAPPIN, HEATHER	1,131	221	895	15
Write-In Totals	4	1	3	0
Write-In: Di Genova, Trista	0	0	0	0
Not Assigned	4	1	3	0
Total Votes Cast	1,843	303	1,522	18

Precinct 242

County Superintendent of Schools

Vote For 1

	TOTAL	Polls	Early Provisional	S
WILLIAMS, DUSTIN	1,177	177	987	13
Write-In Totals	69	21	48	0
Not Assigned	69	21	48	0
Total Votes Cast	1,246	198	1,035	13

County Treasurer

Vote For 1

	TOTAL	Polls	Early Provisional	S
JOHNSON, BRIAN	798	82	710	6
ACKERLEY, CHRIS	1,017	218	787	12
Write-In Totals	3	2	1	0
Not Assigned	3	2	1	0
Total Votes Cast	1,818	302	1,498	18

Justice of the Peace Precinct 10

Vote For 1

	TOTAL	Polls	Early Provisional	S
FORMAN, ROBERT J.	1,301	251	1,036	14
Write-In Totals	30	6	23	1
Not Assigned	30	6	23	1
Total Votes Cast	1,331	257	1,059	15

Constable Precinct 10

Vote For 1

	TOTAL	Polls	Early Provisional	S
CAMMARANO, JOHN	1,306	254	1,039	13
Write-In Totals	26	6	20	0
Not Assigned	26	6	20	0
Total Votes Cast	1,332	260	1,059	13

KING, KATHRYN H.

Vote For 1

	TOTAL	Polls	Early Provisional	S
Yes / Si	873	164	696	13
No	668	85	581	2
Total Votes Cast	1,541	249	1,277	15

BOLICK, CLINT

Vote For 1

	TOTAL	Polls	Early Provisional	S
Yes / Si	843	160	670	13
No	680	85	593	2
Total Votes Cast	1,523	245	1,263	15

Precinct 242

ECKERSTROM, PETER J.

Vote For 1

	TOTAL	Polls	Early Provisional	S
Yes / Si	1,026	160	855	11
No	368	74	290	4
Total Votes Cast	1,394	234	1,145	15

STARING, CHRISTOPHER P.

Vote For 1

	TOTAL	Polls	Early Provisional	S
Yes / Si	1,004	163	830	11
No	376	69	303	4
Total Votes Cast	1,380	232	1,133	15

GRIFFIN, BRENDEN J.

Vote For 1

	TOTAL	Polls	Early Provisional	S
Yes / Si	975	169	794	12
No	341	52	286	3
Total Votes Cast	1,316	221	1,080	15

LEE, KENNETH

Vote For 1

	TOTAL	Polls	Early Provisional	S
Yes / Si	959	161	786	12
No	353	61	289	3
Total Votes Cast	1,312	222	1,075	15

BRYSON, KYLE A.

Vote For 1

	TOTAL	Polls	Early Provisional	S
Yes / Si	980	164	806	10
No	344	61	278	5
Total Votes Cast	1,324	225	1,084	15

COHEN, GARY J.

Vote For 1

	TOTAL	Polls	Early Provisional	S
Yes / Si	955	162	782	11
No	356	62	290	4
Total Votes Cast	1,311	224	1,072	15

Precinct 242

GORDON, RICHARD E.

Vote For 1		TOTAL	Polls	Early Provisional	S
Yes / Si		971	163	797	11
No		328	58	266	4
Total Votes Cast		1,299	221	1,063	15

BUTLER, MICHAEL J.

Vote For 1		TOTAL	Polls	Early Provisional	S
Yes / Si		979	169	801	9
No		340	52	282	6
Total Votes Cast		1,319	221	1,083	15

YEHLING, WAYNE E.

Vote For 1		TOTAL	Polls	Early Provisional	S
Yes / Si		956	165	780	11
No		363	57	302	4
Total Votes Cast		1,319	222	1,082	15

CONSTANT, DANIELLE J.K.

Vote For 1		TOTAL	Polls	Early Provisional	S
Yes / Si		925	157	758	10
No		378	66	307	5
Total Votes Cast		1,303	223	1,065	15

METCALF, D. DOUGLAS

Vote For 1		TOTAL	Polls	Early Provisional	S
Yes / Si		958	166	782	10
No		354	56	293	5
Total Votes Cast		1,312	222	1,075	15

MCGINLEY, CASEY F.

Vote For 1		TOTAL	Polls	Early Provisional	S
Yes / Si		960	165	785	10
No		343	58	280	5
Total Votes Cast		1,303	223	1,065	15

Precinct 242

SAKALL, GREG

Vote For 1

	TOTAL	Polls	Early Provisional	S
Yes / Si	970	165	794	11
No	350	56	290	4
Total Votes Cast	1,320	221	1,084	15

WAGENER, JOAN L.

Vote For 1

	TOTAL	Polls	Early Provisional	S
Yes / Si	967	159	797	11
No	344	62	278	4
Total Votes Cast	1,311	221	1,075	15

JOHNSON, KELLIE L.

Vote For 1

	TOTAL	Polls	Early Provisional	S
Yes / Si	836	157	669	10
No	511	68	438	5
Total Votes Cast	1,347	225	1,107	15

ORTIZ, KIMBERLY H.

Vote For 1

	TOTAL	Polls	Early Provisional	S
Yes / Si	963	161	794	8
No	343	62	274	7
Total Votes Cast	1,306	223	1,068	15

MCDONALD, SCOTT DAVID

Vote For 1

	TOTAL	Polls	Early Provisional	S
Yes / Si	943	159	772	12
No	359	61	295	3
Total Votes Cast	1,302	220	1,067	15

ABRAMS, LISA ILKA

Vote For 1

	TOTAL	Polls	Early Provisional	S
Yes / Si	965	154	800	11
No	357	68	285	4
Total Votes Cast	1,322	222	1,085	15

Precinct 242

Governing Board - Marana Unified School District No. 6

	TOTAL	Polls	Early Provisional	S
ALEXANDER, ROY	743	110	628	5
HOLT, HUNTER D.	783	124	651	8
RAYMOND, CATHIE	687	92	590	5
ROBERTS, MIKAIL	576	80	493	3
WILLARD, DAVID	767	103	660	4
Write-In Totals	28	12	16	0
Not Assigned	28	12	16	0
Total Votes Cast	3,584	521	3,038	25

Board of Governors - Pima Community College Dist. 3

	TOTAL	Polls	Early Provisional	S
GARCIA, MARIA DE LA LUZ	448	66	376	6
RANDALL, KRISTEN	802	156	640	6
Write-In Totals	14	4	10	0
Not Assigned	14	4	10	0
Total Votes Cast	1,264	226	1,026	12

PROPOSITION 133

	TOTAL	Polls	Early Provisional	S
Yes / Si	692	137	549	6
No	1,053	162	880	11
Total Votes Cast	1,745	299	1,429	17

PROPOSITION 134

	TOTAL	Polls	Early Provisional	S
Yes / Si	677	133	538	6
No	1,060	160	890	10
Total Votes Cast	1,737	293	1,428	16

PROPOSITION 135

	TOTAL	Polls	Early Provisional	S
Yes / Si	781	157	618	6
No	944	130	804	10
Total Votes Cast	1,725	287	1,422	16

Precinct 242

PROPOSITION 136

Vote For 1

	TOTAL	Polls	Early Provisional	S
Yes / Si	605	130	468	7
No	1,089	151	930	8
Total Votes Cast	1,694	281	1,398	15

PROPOSITION 137

Vote For 1

	TOTAL	Polls	Early Provisional	S
Yes / Si	362	76	283	3
No	1,359	213	1,133	13
Total Votes Cast	1,721	289	1,416	16

PROPOSITION 138

Vote For 1

	TOTAL	Polls	Early Provisional	S
Yes / Si	380	76	302	2
No	1,408	229	1,163	16
Total Votes Cast	1,788	305	1,465	18

PROPOSITION 139

Vote For 1

	TOTAL	Polls	Early Provisional	S
Yes / Si	1,170	178	979	13
No	743	142	595	6
Total Votes Cast	1,913	320	1,574	19

PROPOSITION 140

Vote For 1

	TOTAL	Polls	Early Provisional	S
Yes / Si	772	149	608	15
No	1,069	158	909	2
Total Votes Cast	1,841	307	1,517	17

PROPOSITION 311

Vote For 1

	TOTAL	Polls	Early Provisional	S
Yes / Si	1,226	227	987	12
No	625	82	538	5
Total Votes Cast	1,851	309	1,525	17

Precinct 242

PROPOSITION 312

Vote For 1				
	TOTAL	Polls	Early Provisional	S
Yes / Sí	1,079	205	863	11
No	748	103	639	6
Total Votes Cast	1,827	308	1,502	17

PROPOSITION 313

Vote For 1				
	TOTAL	Polls	Early Provisional	S
Yes / Sí	1,175	230	932	13
No	654	83	568	3
Total Votes Cast	1,829	313	1,500	16

PROPOSITION 314

Vote For 1				
	TOTAL	Polls	Early Provisional	S
Yes / Sí	1,095	216	868	11
No	705	88	613	4
Total Votes Cast	1,800	304	1,481	15

PROPOSITION 315

Vote For 1				
	TOTAL	Polls	Early Provisional	S
Yes / Sí	784	158	620	6
No	907	130	769	8
Total Votes Cast	1,691	288	1,389	14

PROPOSITION 411 - Marana Unified School District No. 6

Vote For 1				
	TOTAL	Polls	Early Provisional	S
Budget Increase, Yes / Aumento al Presupuesto, Sí	970	170	791	9
Budget Increase, No / Aumento al Presupuesto, No	806	130	671	5
Total Votes Cast	1,776	300	1,462	14

Summary Results Report
 General Election
 November 5, 2024

OFFICIAL RESULTS
 Summary of Votes Cast
 County of Pima

Precinct 243

Statistics	TOTAL	Polls	Early Provisional	s
Registered Voters - Total	2,076			
Ballots Cast - Total	1,829	236	1,590	3
Ballots Cast - Blank	31	10	20	1
Voter Turnout - Total	88.10%			

Presidential Electors

Vote For 1	TOTAL	Polls	Early Provisional	s
HARRIS, KAMALA D.	797	63	733	1
TRUMP, DONALD J.	998	165	831	2
OLIVER, CHASE	8	1	7	0
STEIN, JILL	6	4	2	0
Write-In Totals	7	0	7	0
Write-In: Ayyadurai / Ellis	0	0	0	0
Write-In: Boddie / Stoneham	0	0	0	0
Write-In: De la Cruz / Garcia	0	0	0	0
Write-In: Shelton / Serra	0	0	0	0
Write-In: Skousen / Combs	0	0	0	0
Not Assigned	7	0	7	0
Total Votes Cast	1,816	233	1,580	3

U.S. Senator

Vote For 1	TOTAL	Polls	Early Provisional	s
GALLEGO, RUBEN	837	70	766	1
LAKE, KARI	919	149	768	2
QUINTANA, EDUARDO	24	6	18	0
Write-In Totals	6	0	6	0
Write-In: Williams, Sarah	0	0	0	0
Write-In: Beckett, Christopher	0	0	0	0
Write-In: Sanders, Steven Cavin	0	0	0	0
Write-In: Bozic, David	0	0	0	0
Write-In: Petty, Shawn	0	0	0	0
Write-In: Rodriguez, Benjamin	0	0	0	0
Write-In: Prosser, Jannie "Jannie"	0	0	0	0
Not Assigned	6	0	6	0
Total Votes Cast	1,786	225	1,558	3

Summary Results Report
 General Election
 November 5, 2024

OFFICIAL RESULTS
 Summary of Votes Cast
 County of Pima

Precinct 243

U.S. Representative in Congress District 6

Vote For 1

	TOTAL	Polls	Early Provisional	S
ENGEL, KIRSTEN	741	61	680	0
CISCOMANI, JUAN	1,002	153	847	2
EASTWOOD, ATHENA	29	8	21	0
Write-In Totals	0	0	0	0
Write-In: Pozzolo, Luis	0	0	0	0
Not Assigned	0	0	0	0
Total Votes Cast	1,772	222	1,548	2

State Senator District 17

Vote For 1

	TOTAL	Polls	Early Provisional	S
MCLEAN, JOHN	784	68	716	0
LEACH, VENDEN "VINCE"	967	148	818	1
Write-In Totals	3	1	1	1
Not Assigned	3	1	1	1
Total Votes Cast	1,754	217	1,535	2

State Representative Dist. 17

Vote For 2

	TOTAL	Polls	Early Provisional	S
VOLK, KEVIN	775	59	716	0
JONES, RACHEL	895	126	768	1
MCGARR, CORY	881	129	752	0
Write-In Totals	3	1	2	0
Not Assigned	3	1	2	0
Total Votes Cast	2,554	315	2,238	1

Corporation Commissioner

Vote For 3

	TOTAL	Polls	Early Provisional	S
AGUILAR, YLENIA	662	48	614	0
HILL, JONATHON	675	46	629	0
POLACHECK, JOSHUA	632	40	592	0
LOPEZ, RENE	875	111	764	0
MARQUEZ PETERSON, LEA	904	115	789	0
WALDEN, RACHEL	904	132	770	2
CEASE, MIKE	45	8	37	0
LUXENBERG, NINA	40	8	32	0
Write-In Totals	1	1	0	0
Write-In: Bertone, Frank	0	0	0	0
Not Assigned	1	1	0	0
Total Votes Cast	4,738	509	4,227	2

Precinct 243

Board of Supervisors District 4

Vote For 1

	TOTAL	Polls	Early Provisional	S
BECHTOL, VANESSA	676	56	620	0
CHRISTY, STEPHEN W. "STEVE"	1,052	158	893	1
Write-In Totals	0	0	0	0
Not Assigned	0	0	0	0
Total Votes Cast	1,728	214	1,513	1

County Assessor

Vote For 1

	TOTAL	Polls	Early Provisional	S
DROUBIE, SUZANNE	1,016	119	897	0
Write-In Totals	50	6	44	0
Not Assigned	50	6	44	0
Total Votes Cast	1,066	125	941	0

County Attorney

Vote For 1

	TOTAL	Polls	Early Provisional	S
CONOVER, LAURA	872	84	787	1
DRUAN, HOWARD	378	62	315	1
Write-In Totals	31	3	28	0
Not Assigned	31	3	28	0
Total Votes Cast	1,281	149	1,130	2

County Recorder

Vote For 1

	TOTAL	Polls	Early Provisional	S
CÁZARES-KELLY, GABRIELLA	748	61	686	1
CAMPBELL-GONZALEZ, DOMINIC	941	146	794	1
Write-In Totals	1	1	0	0
Not Assigned	1	1	0	0
Total Votes Cast	1,690	208	1,480	2

County Sheriff

Vote For 1

	TOTAL	Polls	Early Provisional	S
NANOS, CHRIS	606	63	543	0
LAPPIN, HEATHER	1,130	160	968	2
Write-In Totals	5	0	5	0
Write-In: Di Genova, Trista	0	0	0	0
Not Assigned	5	0	5	0
Total Votes Cast	1,741	223	1,516	2

Precinct 243

County Superintendent of Schools

Vote For 1

	TOTAL	Polls	Early Provisional	S
WILLIAMS, DUSTIN	986	109	876	1
Write-In Totals	44	5	38	1
Not Assigned	44	5	38	1
Total Votes Cast	1,030	114	914	2

County Treasurer

Vote For 1

	TOTAL	Polls	Early Provisional	S
JOHNSON, BRIAN	654	54	600	0
ACKERLEY, CHRIS	1,068	158	908	2
Write-In Totals	4	0	4	0
Not Assigned	4	0	4	0
Total Votes Cast	1,726	212	1,512	2

Constable Precinct 1

Vote For 1

	TOTAL	Polls	Early Provisional	S
ROOSEVELT, MARK	691	59	632	0
ROWLAND, DANIEL	990	149	839	2
Write-In Totals	5	2	3	0
Not Assigned	5	2	3	0
Total Votes Cast	1,686	210	1,474	2

KING, KATHRYN H.

Vote For 1

	TOTAL	Polls	Early Provisional	S
Yes / Si	778	116	661	1
No	609	47	562	0
Total Votes Cast	1,387	163	1,223	1

BOLICK, CLINT

Vote For 1

	TOTAL	Polls	Early Provisional	S
Yes / Si	759	111	647	1
No	616	47	569	0
Total Votes Cast	1,375	158	1,216	1

ECKERSTROM, PETER J.

Vote For 1

	TOTAL	Polls	Early Provisional	S
Yes / Si	950	113	836	1
No	315	39	276	0
Total Votes Cast	1,265	152	1,112	1

Precinct 243

STARING, CHRISTOPHER P.

Vote For 1

	TOTAL	Polls	Early Provisional	S
Yes / Si	943	113	829	1
No	318	39	279	0
Total Votes Cast	1,261	152	1,108	1

GRIFFIN, BRENDEN J.

Vote For 1

	TOTAL	Polls	Early Provisional	S
Yes / Si	924	109	814	1
No	297	36	261	0
Total Votes Cast	1,221	145	1,075	1

LEE, KENNETH

Vote For 1

	TOTAL	Polls	Early Provisional	S
Yes / Si	909	102	806	1
No	305	37	268	0
Total Votes Cast	1,214	139	1,074	1

BRYSON, KYLE A.

Vote For 1

	TOTAL	Polls	Early Provisional	S
Yes / Si	945	106	838	1
No	279	36	243	0
Total Votes Cast	1,224	142	1,081	1

COHEN, GARY J.

Vote For 1

	TOTAL	Polls	Early Provisional	S
Yes / Si	906	104	801	1
No	299	38	261	0
Total Votes Cast	1,205	142	1,062	1

GORDON, RICHARD E.

Vote For 1

	TOTAL	Polls	Early Provisional	S
Yes / Si	929	104	824	1
No	288	38	250	0
Total Votes Cast	1,217	142	1,074	1

Precinct 243

BUTLER, MICHAEL J.

Vote For 1

	TOTAL	Polls	Early Provisional	S
Yes / Si	936	106	829	1
No	281	37	244	0
Total Votes Cast	1,217	143	1,073	1

YEHLING, WAYNE E.

Vote For 1

	TOTAL	Polls	Early Provisional	S
Yes / Si	904	101	802	1
No	307	42	265	0
Total Votes Cast	1,211	143	1,067	1

CONSTANT, DANIELLE J.K.

Vote For 1

	TOTAL	Polls	Early Provisional	S
Yes / Si	876	100	775	1
No	336	42	294	0
Total Votes Cast	1,212	142	1,069	1

METCALF, D. DOUGLAS

Vote For 1

	TOTAL	Polls	Early Provisional	S
Yes / Si	925	108	816	1
No	287	35	252	0
Total Votes Cast	1,212	143	1,068	1

MCGINLEY, CASEY F.

Vote For 1

	TOTAL	Polls	Early Provisional	S
Yes / Si	944	108	835	1
No	274	35	239	0
Total Votes Cast	1,218	143	1,074	1

SAKALL, GREG

Vote For 1

	TOTAL	Polls	Early Provisional	S
Yes / Si	925	107	817	1
No	301	37	264	0
Total Votes Cast	1,226	144	1,081	1

Precinct 243

WAGENER, JOAN L.

	TOTAL	Polls	Early Provisional	S
Yes / Si	905	106	798	1
No	308	38	270	0
Total Votes Cast	1,213	144	1,068	1

JOHNSON, KELLIE L.

	TOTAL	Polls	Early Provisional	S
Yes / Si	833	98	734	1
No	401	46	355	0
Total Votes Cast	1,234	144	1,089	1

ORTIZ, KIMBERLY H.

	TOTAL	Polls	Early Provisional	S
Yes / Si	912	104	807	1
No	294	39	255	0
Total Votes Cast	1,206	143	1,062	1

MCDONALD, SCOTT DAVID

	TOTAL	Polls	Early Provisional	S
Yes / Si	903	101	801	1
No	302	38	264	0
Total Votes Cast	1,205	139	1,065	1

ABRAMS, LISA ILKA

	TOTAL	Polls	Early Provisional	S
Yes / Si	938	107	830	1
No	284	38	246	0
Total Votes Cast	1,222	145	1,076	1

Governing Board - Tanque Verde Unified School District No. 13

	TOTAL	Polls	Early Provisional	S
BRENT, CHRISTY	701	80	621	0
NEFF, JEFFREY	916	98	818	0
SCHALK, JEREMY	769	61	708	0
VELOSA, ANNE	874	94	779	1
Write-In Totals	11	0	11	0
Not Assigned	11	0	11	0
Total Votes Cast	3,271	333	2,937	1

Precinct 243

PROPOSITION 133

Vote For 1

	TOTAL	Polls	Early Provisional	S
Yes / Si	668	103	564	1
No	953	102	850	1
Total Votes Cast	1,621	205	1,414	2

PROPOSITION 134

Vote For 1

	TOTAL	Polls	Early Provisional	S
Yes / Si	707	106	600	1
No	921	97	822	2
Total Votes Cast	1,628	203	1,422	3

PROPOSITION 135

Vote For 1

	TOTAL	Polls	Early Provisional	S
Yes / Si	766	112	653	1
No	835	94	741	0
Total Votes Cast	1,601	206	1,394	1

PROPOSITION 136

Vote For 1

	TOTAL	Polls	Early Provisional	S
Yes / Si	586	85	501	0
No	1,011	113	896	2
Total Votes Cast	1,597	198	1,397	2

PROPOSITION 137

Vote For 1

	TOTAL	Polls	Early Provisional	S
Yes / Si	333	42	290	1
No	1,266	164	1,101	1
Total Votes Cast	1,599	206	1,391	2

PROPOSITION 138

Vote For 1

	TOTAL	Polls	Early Provisional	S
Yes / Si	458	73	384	1
No	1,200	139	1,060	1
Total Votes Cast	1,658	212	1,444	2

Precinct 243

PROPOSITION 139

Vote For 1

	TOTAL	Polls	Early Provisional	S
Yes / Si	1,092	123	967	2
No	650	98	552	0
Total Votes Cast	1,742	221	1,519	2

PROPOSITION 140

Vote For 1

	TOTAL	Polls	Early Provisional	S
Yes / Si	649	92	556	1
No	1,061	120	940	1
Total Votes Cast	1,710	212	1,496	2

PROPOSITION 311

Vote For 1

	TOTAL	Polls	Early Provisional	S
Yes / Si	1,148	167	979	2
No	575	52	523	0
Total Votes Cast	1,723	219	1,502	2

PROPOSITION 312

Vote For 1

	TOTAL	Polls	Early Provisional	S
Yes / Si	1,042	148	892	2
No	671	65	606	0
Total Votes Cast	1,713	213	1,498	2

PROPOSITION 313

Vote For 1

	TOTAL	Polls	Early Provisional	S
Yes / Si	945	152	791	2
No	703	58	645	0
Total Votes Cast	1,648	210	1,436	2

PROPOSITION 314

Vote For 1

	TOTAL	Polls	Early Provisional	S
Yes / Si	1,015	157	856	2
No	628	51	577	0
Total Votes Cast	1,643	208	1,433	2

Precinct 243

PROPOSITION 315

Vote For 1

	TOTAL	Polls	Early Provisional	S
Yes / Si	748	105	642	1
No	841	88	752	1
Total Votes Cast	1,589	193	1,394	2

Summary Results Report
 General Election
 November 5, 2024

OFFICIAL RESULTS
 Summary of Votes Cast
 County of Pima

Precinct 244

Statistics	TOTAL	Polls	Early Provisional	s
Registered Voters - Total	975			
Ballots Cast - Total	490	104	375	11
Ballots Cast - Blank	9	3	6	0
Voter Turnout - Total	50.26%			

Presidential Electors

Vote For 1	TOTAL	Polls	Early Provisional	s
HARRIS, KAMALA D.	337	60	271	6
TRUMP, DONALD J.	140	42	94	4
OLIVER, CHASE	2	0	2	0
STEIN, JILL	7	1	6	0
Write-In Totals	0	0	0	0
Write-In: Ayyadurai / Ellis	0	0	0	0
Write-In: Boddie / Stoneham	0	0	0	0
Write-In: De la Cruz / Garcia	0	0	0	0
Write-In: Shelton / Serra	0	0	0	0
Write-In: Skousen / Combs	0	0	0	0
Not Assigned	0	0	0	0
Total Votes Cast	486	103	373	10

U.S. Senator

Vote For 1	TOTAL	Polls	Early Provisional	s
GALLEGO, RUBEN	346	66	274	6
LAKE, KARI	108	29	76	3
QUINTANA, EDUARDO	26	7	17	2
Write-In Totals	0	0	0	0
Write-In: Williams, Sarah	0	0	0	0
Write-In: Beckett, Christopher	0	0	0	0
Write-In: Sanders, Steven Cavin	0	0	0	0
Write-In: Bozic, David	0	0	0	0
Write-In: Petty, Shawn	0	0	0	0
Write-In: Rodriguez, Benjamin	0	0	0	0
Write-In: Prosser, Jannie "Jannie"	0	0	0	0
Not Assigned	0	0	0	0
Total Votes Cast	480	102	367	11

U.S. Representative in Congress District 7

Vote For 1	TOTAL	Polls	Early Provisional	s
GRIJALVA, RAÚL M.	359	68	285	6
BUTIEREZ SR., DANIEL FRANCIS	120	33	82	5
Write-In Totals	0	0	0	0
Not Assigned	0	0	0	0
Total Votes Cast	479	101	367	11

Precinct 244

State Senator District 20

Vote For 1

	TOTAL	Polls	Early Provisional	S
GONZALES, SALLY ANN	393	80	305	8
Write-In Totals	12	3	9	0
Not Assigned	12	3	9	0
Total Votes Cast	405	83	314	8

State Representative Dist. 20

Vote For 2

	TOTAL	Polls	Early Provisional	S
HERNANDEZ, ALMA	336	70	262	4
VILLEGAS, BETTY	246	45	197	4
Write-In Totals	14	4	10	0
Not Assigned	14	4	10	0
Total Votes Cast	596	119	469	8

Corporation Commissioner

Vote For 3

	TOTAL	Polls	Early Provisional	S
AGUILAR, YLENIA	308	50	253	5
HILL, JONATHON	265	46	214	5
POLACHECK, JOSHUA	237	40	192	5
LOPEZ, RENE	105	27	75	3
MARQUEZ PETERSON, LEA	96	16	78	2
WALDEN, RACHEL	73	16	54	3
CEASE, MIKE	15	4	11	0
LUXENBERG, NINA	20	4	16	0
Write-In Totals	0	0	0	0
Write-In: Bertone, Frank	0	0	0	0
Not Assigned	0	0	0	0
Total Votes Cast	1,119	203	893	23

Board of Supervisors District 5

Vote For 1

	TOTAL	Polls	Early Provisional	S
GRIJALVA, ADELITA	350	65	279	6
ROMERO, VAL	106	27	77	2
Write-In Totals	1	1	0	0
Not Assigned	1	1	0	0
Total Votes Cast	457	93	356	8

Precinct 244

County Assessor

Vote For 1

	TOTAL	Polls	Early Provisional	S
DROUBIE, SUZANNE	398	80	307	11
Write-In Totals	10	5	5	0
Not Assigned	10	5	5	0
Total Votes Cast	408	85	312	11

County Attorney

Vote For 1

	TOTAL	Polls	Early Provisional	S
CONOVER, LAURA	355	70	275	10
DRUAN, HOWARD	80	22	57	1
Write-In Totals	3	1	2	0
Not Assigned	3	1	2	0
Total Votes Cast	438	93	334	11

County Recorder

Vote For 1

	TOTAL	Polls	Early Provisional	S
CÁZARES-KELLY, GABRIELLA	348	64	277	7
CAMPBELL-GONZALEZ, DOMINIC	112	35	73	4
Write-In Totals	0	0	0	0
Not Assigned	0	0	0	0
Total Votes Cast	460	99	350	11

County Sheriff

Vote For 1

	TOTAL	Polls	Early Provisional	S
NANOS, CHRIS	322	63	253	6
LAPPIN, HEATHER	144	39	100	5
Write-In Totals	1	0	1	0
Write-In: Di Genova, Trista	0	0	0	0
Not Assigned	1	0	1	0
Total Votes Cast	467	102	354	11

County Superintendent of Schools

Vote For 1

	TOTAL	Polls	Early Provisional	S
WILLIAMS, DUSTIN	398	82	305	11
Write-In Totals	10	2	8	0
Not Assigned	10	2	8	0
Total Votes Cast	408	84	313	11

Precinct 244

County Treasurer

Vote For 1

	TOTAL	Polls	Early Provisional	S
JOHNSON, BRIAN	343	66	270	7
ACKERLEY, CHRIS	121	33	84	4
Write-In Totals	0	0	0	0
Not Assigned	0	0	0	0
Total Votes Cast	464	99	354	11

Justice of the Peace Precinct 9

Vote For 1

	TOTAL	Polls	Early Provisional	S
GARZA, RENEE ANN	405	84	312	9
Write-In Totals	10	4	6	0
Not Assigned	10	4	6	0
Total Votes Cast	415	88	318	9

Constable Precinct 9

Vote For 1

	TOTAL	Polls	Early Provisional	S
Write-In Totals	45	14	31	0
Not Assigned	45	14	31	0
Total Votes Cast	45	14	31	0

KING, KATHRYN H.

Vote For 1

	TOTAL	Polls	Early Provisional	S
Yes / Si	248	55	185	8
No	179	33	144	2
Total Votes Cast	427	88	329	10

BOLICK, CLINT

Vote For 1

	TOTAL	Polls	Early Provisional	S
Yes / Si	231	48	175	8
No	183	36	146	1
Total Votes Cast	414	84	321	9

ECKERSTROM, PETER J.

Vote For 1

	TOTAL	Polls	Early Provisional	S
Yes / Si	313	55	249	9
No	106	28	77	1
Total Votes Cast	419	83	326	10

Precinct 244

STARING, CHRISTOPHER P.

Vote For 1		TOTAL	Polls	Early Provisional	S
Yes / Si		287	58	220	9
No		120	26	92	2
Total Votes Cast		407	84	312	11

GRIFFIN, BRENDEN J.

Vote For 1		TOTAL	Polls	Early Provisional	S
Yes / Si		297	57	230	10
No		111	26	84	1
Total Votes Cast		408	83	314	11

LEE, KENNETH

Vote For 1		TOTAL	Polls	Early Provisional	S
Yes / Si		297	57	231	9
No		107	25	80	2
Total Votes Cast		404	82	311	11

BRYSON, KYLE A.

Vote For 1		TOTAL	Polls	Early Provisional	S
Yes / Si		289	53	226	10
No		114	28	85	1
Total Votes Cast		403	81	311	11

COHEN, GARY J.

Vote For 1		TOTAL	Polls	Early Provisional	S
Yes / Si		284	50	227	7
No		119	33	82	4
Total Votes Cast		403	83	309	11

GORDON, RICHARD E.

Vote For 1		TOTAL	Polls	Early Provisional	S
Yes / Si		280	49	223	8
No		120	31	87	2
Total Votes Cast		400	80	310	10

Precinct 244

BUTLER, MICHAEL J.

Vote For 1

	TOTAL	Polls	Early Provisional	S
Yes / Si	296	54	233	9
No	108	29	77	2
Total Votes Cast	404	83	310	11

YEHLING, WAYNE E.

Vote For 1

	TOTAL	Polls	Early Provisional	S
Yes / Si	277	48	221	8
No	123	33	87	3
Total Votes Cast	400	81	308	11

CONSTANT, DANIELLE J.K.

Vote For 1

	TOTAL	Polls	Early Provisional	S
Yes / Si	288	54	224	10
No	111	27	83	1
Total Votes Cast	399	81	307	11

METCALF, D. DOUGLAS

Vote For 1

	TOTAL	Polls	Early Provisional	S
Yes / Si	288	49	229	10
No	114	33	80	1
Total Votes Cast	402	82	309	11

MCGINLEY, CASEY F.

Vote For 1

	TOTAL	Polls	Early Provisional	S
Yes / Si	280	49	223	8
No	120	33	84	3
Total Votes Cast	400	82	307	11

SAKALL, GREG

Vote For 1

	TOTAL	Polls	Early Provisional	S
Yes / Si	279	52	218	9
No	121	31	88	2
Total Votes Cast	400	83	306	11

Precinct 244

WAGENER, JOAN L.

Vote For 1

	TOTAL	Polls	Early Provisional	S
Yes / Si	279	49	220	10
No	122	33	88	1
Total Votes Cast	401	82	308	11

JOHNSON, KELLIE L.

Vote For 1

	TOTAL	Polls	Early Provisional	S
Yes / Si	264	49	207	8
No	140	34	103	3
Total Votes Cast	404	83	310	11

ORTIZ, KIMBERLY H.

Vote For 1

	TOTAL	Polls	Early Provisional	S
Yes / Si	301	55	236	10
No	103	26	76	1
Total Votes Cast	404	81	312	11

MCDONALD, SCOTT DAVID

Vote For 1

	TOTAL	Polls	Early Provisional	S
Yes / Si	286	52	223	11
No	114	29	85	0
Total Votes Cast	400	81	308	11

ABRAMS, LISA ILKA

Vote For 1

	TOTAL	Polls	Early Provisional	S
Yes / Si	301	56	235	10
No	106	27	78	1
Total Votes Cast	407	83	313	11

Governing Board - Tucson Unified School District (TUSD) No. 1

Vote For 3

	TOTAL	Polls	Early Provisional	S
ACOSTA RUIZ, PILAR	249	44	200	5
FLORES, ESTEBAN	231	44	184	3
LUNA ROSE, NATALIE	228	37	187	4
SHAH, RAVI	106	20	84	2
SHAW, SADIE	160	30	129	1
Write-In Totals	7	2	5	0
Not Assigned	7	2	5	0
Total Votes Cast	981	177	789	15

Precinct 244

Board of Governors - Pima Community College Dist. 5

Vote For 1

	TOTAL	Polls	Early Provisional	S
GONZALES, LUIS LOPEZ	162	36	124	2
MORALES, KARLA	248	53	189	6
Write-In Totals	3	1	2	0
Not Assigned	3	1	2	0
Total Votes Cast	413	90	315	8

PROPOSITION 133

Vote For 1

	TOTAL	Polls	Early Provisional	S
Yes / Si	157	43	108	6
No	286	48	234	4
Total Votes Cast	443	91	342	10

PROPOSITION 134

Vote For 1

	TOTAL	Polls	Early Provisional	S
Yes / Si	156	37	115	4
No	285	54	225	6
Total Votes Cast	441	91	340	10

PROPOSITION 135

Vote For 1

	TOTAL	Polls	Early Provisional	S
Yes / Si	143	44	95	4
No	286	48	232	6
Total Votes Cast	429	92	327	10

PROPOSITION 136

Vote For 1

	TOTAL	Polls	Early Provisional	S
Yes / Si	120	30	86	4
No	309	57	246	6
Total Votes Cast	429	87	332	10

PROPOSITION 137

Vote For 1

	TOTAL	Polls	Early Provisional	S
Yes / Si	114	31	79	4
No	311	57	248	6
Total Votes Cast	425	88	327	10

Precinct 244

PROPOSITION 138

Vote For 1

	TOTAL	Polls	Early Provisional	s
Yes / Si	82	23	54	5
No	358	70	283	5
Total Votes Cast	440	93	337	10

PROPOSITION 139

Vote For 1

	TOTAL	Polls	Early Provisional	s
Yes / Si	345	76	260	9
No	118	23	94	1
Total Votes Cast	463	99	354	10

PROPOSITION 140

Vote For 1

	TOTAL	Polls	Early Provisional	s
Yes / Si	219	58	154	7
No	237	38	196	3
Total Votes Cast	456	96	350	10

PROPOSITION 311

Vote For 1

	TOTAL	Polls	Early Provisional	s
Yes / Si	284	68	207	9
No	170	29	140	1
Total Votes Cast	454	97	347	10

PROPOSITION 312

Vote For 1

	TOTAL	Polls	Early Provisional	s
Yes / Si	228	59	162	7
No	222	37	182	3
Total Votes Cast	450	96	344	10

PROPOSITION 313

Vote For 1

	TOTAL	Polls	Early Provisional	s
Yes / Si	256	62	187	7
No	181	30	149	2
Total Votes Cast	437	92	336	9

Precinct 244

PROPOSITION 314

Vote For 1

	TOTAL	Polls	Early Provisional	S
Yes / Si	194	49	140	5
No	245	43	198	4
Total Votes Cast	439	92	338	9

PROPOSITION 315

Vote For 1

	TOTAL	Polls	Early Provisional	S
Yes / Si	135	36	95	4
No	301	55	241	5
Total Votes Cast	436	91	336	9

Summary Results Report
 General Election
 November 5, 2024

OFFICIAL RESULTS
 Summary of Votes Cast
 County of Pima

Precinct 245

Statistics	TOTAL	Polls	Early Provisional	s
Registered Voters - Total	1,820			
Ballots Cast - Total	1,366	160	1,192	14
Ballots Cast - Blank	28	4	22	2
Voter Turnout - Total	75.05%			

Presidential Electors

Vote For 1	TOTAL	Polls	Early Provisional	s
HARRIS, KAMALA D.	1,076	97	969	10
TRUMP, DONALD J.	246	54	189	3
OLIVER, CHASE	7	0	7	0
STEIN, JILL	15	1	13	1
Write-In Totals	7	2	5	0
Write-In: Ayyadurai / Ellis	0	0	0	0
Write-In: Boddie / Stoneham	0	0	0	0
Write-In: De la Cruz / Garcia	0	0	0	0
Write-In: Shelton / Serra	1	0	1	0
Write-In: Skousen / Combs	0	0	0	0
Not Assigned	6	2	4	0
Total Votes Cast	1,351	154	1,183	14

U.S. Senator

Vote For 1	TOTAL	Polls	Early Provisional	s
GALLEGO, RUBEN	1,076	98	969	9
LAKE, KARI	209	50	157	2
QUINTANA, EDUARDO	45	8	37	0
Write-In Totals	3	0	2	1
Write-In: Williams, Sarah	0	0	0	0
Write-In: Beckett, Christopher	0	0	0	0
Write-In: Sanders, Steven Cavin	0	0	0	0
Write-In: Bozic, David	0	0	0	0
Write-In: Petty, Shawn	0	0	0	0
Write-In: Rodriguez, Benjamin	0	0	0	0
Write-In: Prosser, Jannie "Jannie"	0	0	0	0
Not Assigned	3	0	2	1
Total Votes Cast	1,333	156	1,165	12

U.S. Representative in Congress District 7

Vote For 1	TOTAL	Polls	Early Provisional	s
GRIJALVA, RAÚL M.	1,072	96	967	9
BUTIEREZ SR., DANIEL FRANCIS	233	55	176	2
Write-In Totals	7	1	6	0
Not Assigned	7	1	6	0
Total Votes Cast	1,312	152	1,149	11

Precinct 245

State Senator District 20

Vote For 1

	TOTAL	Polls	Early Provisional	S
GONZALES, SALLY ANN	1,110	113	987	10
Write-In Totals	23	4	18	1
Not Assigned	23	4	18	1
Total Votes Cast	1,133	117	1,005	11

State Representative Dist. 20

Vote For 2

	TOTAL	Polls	Early Provisional	S
HERNANDEZ, ALMA	864	80	777	7
VILLEGAS, BETTY	934	66	863	5
Write-In Totals	26	6	20	0
Not Assigned	26	6	20	0
Total Votes Cast	1,824	152	1,660	12

Corporation Commissioner

Vote For 3

	TOTAL	Polls	Early Provisional	S
AGUILAR, YLENIA	959	80	872	7
HILL, JONATHON	843	52	786	5
POLACHECK, JOSHUA	860	53	804	3
LOPEZ, RENE	198	35	163	0
MARQUEZ PETERSON, LEA	185	31	154	0
WALDEN, RACHEL	192	32	159	1
CEASE, MIKE	53	6	47	0
LUXENBERG, NINA	59	7	50	2
Write-In Totals	5	1	4	0
Write-In: Bertone, Frank	0	0	0	0
Not Assigned	5	1	4	0
Total Votes Cast	3,354	297	3,039	18

Board of Supervisors District 5

Vote For 1

	TOTAL	Polls	Early Provisional	S
GRIJALVA, ADELITA	1,035	94	933	8
ROMERO, VAL	203	35	165	3
Write-In Totals	8	0	8	0
Not Assigned	8	0	8	0
Total Votes Cast	1,246	129	1,106	11

Precinct 245

County Assessor

Vote For 1

	TOTAL	Polls	Early Provisional	S
DROUBIE, SUZANNE	1,078	106	961	11
Write-In Totals	12	4	8	0
Not Assigned	12	4	8	0
Total Votes Cast	1,090	110	969	11

County Attorney

Vote For 1

	TOTAL	Polls	Early Provisional	S
CONOVER, LAURA	1,003	94	903	6
DRUAN, HOWARD	166	27	134	5
Write-In Totals	8	2	6	0
Not Assigned	8	2	6	0
Total Votes Cast	1,177	123	1,043	11

County Recorder

Vote For 1

	TOTAL	Polls	Early Provisional	S
CÁZARES-KELLY, GABRIELLA	1,053	94	951	8
CAMPBELL-GONZALEZ, DOMINIC	217	49	165	3
Write-In Totals	1	0	1	0
Not Assigned	1	0	1	0
Total Votes Cast	1,271	143	1,117	11

County Sheriff

Vote For 1

	TOTAL	Polls	Early Provisional	S
NANOS, CHRIS	883	83	792	8
LAPPIN, HEATHER	351	57	291	3
Write-In Totals	9	1	8	0
Write-In: Di Genova, Trista	1	0	1	0
Not Assigned	8	1	7	0
Total Votes Cast	1,243	141	1,091	11

County Superintendent of Schools

Vote For 1

	TOTAL	Polls	Early Provisional	S
WILLIAMS, DUSTIN	1,092	105	976	11
Write-In Totals	14	4	10	0
Not Assigned	14	4	10	0
Total Votes Cast	1,106	109	986	11

Precinct 245

County Treasurer

Vote For 1

	TOTAL	Polls	Early Provisional	S
JOHNSON, BRIAN	998	86	902	10
ACKERLEY, CHRIS	276	55	220	1
Write-In Totals	1	0	1	0
Not Assigned	1	0	1	0
Total Votes Cast	1,275	141	1,123	11

Justice of the Peace Precinct 4

Vote For 1

	TOTAL	Polls	Early Provisional	S
PESQUIERA, CHARLENE	1,097	105	982	10
Write-In Totals	11	3	8	0
Not Assigned	11	3	8	0
Total Votes Cast	1,108	108	990	10

Constable Precinct 4

Vote For 1

	TOTAL	Polls	Early Provisional	S
ETHRIDGE-NIELSEN, TRACY	1,073	102	961	10
Write-In Totals	10	2	8	0
Not Assigned	10	2	8	0
Total Votes Cast	1,083	104	969	10

KING, KATHRYN H.

Vote For 1

	TOTAL	Polls	Early Provisional	S
Yes / Si	469	49	414	6
No	641	61	576	4
Total Votes Cast	1,110	110	990	10

BOLICK, CLINT

Vote For 1

	TOTAL	Polls	Early Provisional	S
Yes / Si	420	46	369	5
No	652	59	588	5
Total Votes Cast	1,072	105	957	10

ECKERSTROM, PETER J.

Vote For 1

	TOTAL	Polls	Early Provisional	S
Yes / Si	781	66	710	5
No	245	41	199	5
Total Votes Cast	1,026	107	909	10

Precinct 245

STARING, CHRISTOPHER P.

Vote For 1		TOTAL	Polls	Early Provisional	s
Yes / Si	672	58	609	5	
No	326	44	277	5	
Total Votes Cast	998	102	886	10	

GRIFFIN, BRENDEN J.

Vote For 1		TOTAL	Polls	Early Provisional	s
Yes / Si	697	63	627	7	
No	292	44	245	3	
Total Votes Cast	989	107	872	10	

LEE, KENNETH

Vote For 1		TOTAL	Polls	Early Provisional	s
Yes / Si	699	61	632	6	
No	281	42	235	4	
Total Votes Cast	980	103	867	10	

BRYSON, KYLE A.

Vote For 1		TOTAL	Polls	Early Provisional	s
Yes / Si	712	58	648	6	
No	266	43	219	4	
Total Votes Cast	978	101	867	10	

COHEN, GARY J.

Vote For 1		TOTAL	Polls	Early Provisional	s
Yes / Si	712	57	650	5	
No	276	44	227	5	
Total Votes Cast	988	101	877	10	

GORDON, RICHARD E.

Vote For 1		TOTAL	Polls	Early Provisional	s
Yes / Si	698	58	635	5	
No	283	47	231	5	
Total Votes Cast	981	105	866	10	

Precinct 245

BUTLER, MICHAEL J.

Vote For 1

	TOTAL	Polls	Early Provisional	s
Yes / Si	715	60	650	5
No	271	43	223	5
Total Votes Cast	986	103	873	10

YEHLING, WAYNE E.

Vote For 1

	TOTAL	Polls	Early Provisional	s
Yes / Si	707	59	642	6
No	281	45	232	4
Total Votes Cast	988	104	874	10

CONSTANT, DANIELLE J.K.

Vote For 1

	TOTAL	Polls	Early Provisional	s
Yes / Si	694	62	626	6
No	292	42	246	4
Total Votes Cast	986	104	872	10

METCALF, D. DOUGLAS

Vote For 1

	TOTAL	Polls	Early Provisional	s
Yes / Si	700	59	636	5
No	286	45	236	5
Total Votes Cast	986	104	872	10

MCGINLEY, CASEY F.

Vote For 1

	TOTAL	Polls	Early Provisional	s
Yes / Si	729	60	664	5
No	257	44	209	4
Total Votes Cast	986	104	873	9

SAKALL, GREG

Vote For 1

	TOTAL	Polls	Early Provisional	s
Yes / Si	685	58	620	7
No	298	43	252	3
Total Votes Cast	983	101	872	10

Precinct 245

WAGENER, JOAN L.

	TOTAL	Polls	Early Provisional	S
Vote For 1				
Yes / Si	701	65	630	6
No	284	39	241	4
Total Votes Cast	985	104	871	10

JOHNSON, KELLIE L.

	TOTAL	Polls	Early Provisional	S
Vote For 1				
Yes / Si	566	54	506	6
No	426	49	373	4
Total Votes Cast	992	103	879	10

ORTIZ, KIMBERLY H.

	TOTAL	Polls	Early Provisional	S
Vote For 1				
Yes / Si	744	66	670	8
No	246	37	206	3
Total Votes Cast	990	103	876	11

MCDONALD, SCOTT DAVID

	TOTAL	Polls	Early Provisional	S
Vote For 1				
Yes / Si	667	55	605	7
No	311	50	258	3
Total Votes Cast	978	105	863	10

ABRAMS, LISA ILKA

	TOTAL	Polls	Early Provisional	S
Vote For 1				
Yes / Si	743	64	674	5
No	245	39	201	5
Total Votes Cast	988	103	875	10

Governing Board - Tucson Unified School District (TUSD) No. 1

	TOTAL	Polls	Early Provisional	S
Vote For 3				
ACOSTA RUIZ, PILAR	525	48	474	3
FLORES, ESTEBAN	387	39	346	2
LUNA ROSE, NATALIE	771	63	701	7
SHAH, RAVI	480	31	446	3
SHAW, SADIE	542	41	498	3
Write-In Totals	7	5	2	0
Not Assigned	7	5	2	0
Total Votes Cast	2,712	227	2,467	18

Precinct 245

Board of Governors - Pima Community College Dist. 5

Vote For 1

	TOTAL	Polls	Early Provisional	S
GONZALES, LUIS LOPEZ	461	45	407	9
MORALES, KARLA	517	55	461	1
Write-In Totals	6	2	4	0
Not Assigned	6	2	4	0
Total Votes Cast	984	102	872	10

PROPOSITION 133

Vote For 1

	TOTAL	Polls	Early Provisional	S
Yes / Si	321	51	267	3
No	886	85	793	8
Total Votes Cast	1,207	136	1,060	11

PROPOSITION 134

Vote For 1

	TOTAL	Polls	Early Provisional	S
Yes / Si	268	49	216	3
No	933	89	836	8
Total Votes Cast	1,201	138	1,052	11

PROPOSITION 135

Vote For 1

	TOTAL	Polls	Early Provisional	S
Yes / Si	306	45	255	6
No	875	87	783	5
Total Votes Cast	1,181	132	1,038	11

PROPOSITION 136

Vote For 1

	TOTAL	Polls	Early Provisional	S
Yes / Si	227	36	187	4
No	947	89	851	7
Total Votes Cast	1,174	125	1,038	11

PROPOSITION 137

Vote For 1

	TOTAL	Polls	Early Provisional	S
Yes / Si	176	32	140	4
No	998	97	894	7
Total Votes Cast	1,174	129	1,034	11

Precinct 245

PROPOSITION 138

Vote For 1

	TOTAL	Polls	Early Provisional	S
Yes / Si	156	29	126	1
No	1,072	113	949	10
Total Votes Cast	1,228	142	1,075	11

PROPOSITION 139

Vote For 1

	TOTAL	Polls	Early Provisional	S
Yes / Si	1,059	105	943	11
No	224	44	179	1
Total Votes Cast	1,283	149	1,122	12

PROPOSITION 140

Vote For 1

	TOTAL	Polls	Early Provisional	S
Yes / Si	567	63	496	8
No	682	75	604	3
Total Votes Cast	1,249	138	1,100	11

PROPOSITION 311

Vote For 1

	TOTAL	Polls	Early Provisional	S
Yes / Si	576	84	484	8
No	671	57	611	3
Total Votes Cast	1,247	141	1,095	11

PROPOSITION 312

Vote For 1

	TOTAL	Polls	Early Provisional	S
Yes / Si	478	77	393	8
No	752	60	689	3
Total Votes Cast	1,230	137	1,082	11

PROPOSITION 313

Vote For 1

	TOTAL	Polls	Early Provisional	S
Yes / Si	493	75	410	8
No	699	57	638	4
Total Votes Cast	1,192	132	1,048	12

Precinct 245

PROPOSITION 314

Vote For 1

	TOTAL	Polls	Early Provisional	S
Yes / Si	384	59	319	6
No	799	66	727	6
Total Votes Cast	1,183	125	1,046	12

PROPOSITION 315

Vote For 1

	TOTAL	Polls	Early Provisional	S
Yes / Si	306	54	244	8
No	845	70	772	3
Total Votes Cast	1,151	124	1,016	11

Summary Results Report
 General Election
 November 5, 2024

OFFICIAL RESULTS
 Summary of Votes Cast
 County of Pima

Precinct 246

Statistics	TOTAL	Polls	Early Provisional	s
Registered Voters - Total	2,182			
Ballots Cast - Total	1,570	203	1,357	10
Ballots Cast - Blank	17	8	8	1
Voter Turnout - Total	71.95%			

Presidential Electors

Vote For 1	TOTAL	Polls	Early Provisional	s
HARRIS, KAMALA D.	1,311	123	1,180	8
TRUMP, DONALD J.	209	69	139	1
OLIVER, CHASE	8	2	5	1
STEIN, JILL	23	5	18	0
Write-In Totals	11	2	9	0
Write-In: Ayyadurai / Ellis	0	0	0	0
Write-In: Boddie / Stoneham	0	0	0	0
Write-In: De la Cruz / Garcia	5	0	5	0
Write-In: Shelton / Serra	0	0	0	0
Write-In: Skousen / Combs	0	0	0	0
Not Assigned	6	2	4	0
Total Votes Cast	1,562	201	1,351	10

U.S. Senator

Vote For 1	TOTAL	Polls	Early Provisional	s
GALLEGO, RUBEN	1,299	119	1,173	7
LAKE, KARI	175	58	115	2
QUINTANA, EDUARDO	65	20	44	1
Write-In Totals	3	2	1	0
Write-In: Williams, Sarah	0	0	0	0
Write-In: Beckett, Christopher	0	0	0	0
Write-In: Sanders, Steven Cavin	0	0	0	0
Write-In: Bozic, David	0	0	0	0
Write-In: Petty, Shawn	0	0	0	0
Write-In: Rodriguez, Benjamin	0	0	0	0
Write-In: Prosser, Jannie "Jannie"	0	0	0	0
Not Assigned	3	2	1	0
Total Votes Cast	1,542	199	1,333	10

U.S. Representative in Congress District 7

Vote For 1	TOTAL	Polls	Early Provisional	s
GRIJALVA, RAÚL M.	1,298	131	1,160	7
BUTIEREZ SR., DANIEL FRANCIS	215	63	150	2
Write-In Totals	4	2	2	0
Not Assigned	4	2	2	0
Total Votes Cast	1,517	196	1,312	9

Precinct 246

State Senator District 20

Vote For 1

	TOTAL	Polls	Early Provisional	S
GONZALES, SALLY ANN	1,320	140	1,175	5
Write-In Totals	24	8	16	0
Not Assigned	24	8	16	0
Total Votes Cast	1,344	148	1,191	5

State Representative Dist. 20

Vote For 2

	TOTAL	Polls	Early Provisional	S
HERNANDEZ, ALMA	1,042	104	937	1
VILLEGAS, BETTY	1,131	94	1,033	4
Write-In Totals	32	13	19	0
Not Assigned	32	13	19	0
Total Votes Cast	2,205	211	1,989	5

Corporation Commissioner

Vote For 3

	TOTAL	Polls	Early Provisional	S
AGUILAR, YLENIA	1,150	103	1,044	3
HILL, JONATHON	1,046	77	966	3
POLACHECK, JOSHUA	1,055	78	975	2
LOPEZ, RENE	162	37	123	2
MARQUEZ PETERSON, LEA	183	39	144	0
WALDEN, RACHEL	161	43	117	1
CEASE, MIKE	74	18	55	1
LUXENBERG, NINA	99	18	81	0
Write-In Totals	7	2	5	0
Write-In: Bertone, Frank	1	0	1	0
Not Assigned	6	2	4	0
Total Votes Cast	3,937	415	3,510	12

Board of Supervisors District 2

Vote For 1

	TOTAL	Polls	Early Provisional	S
HEINZ, MATT	1,281	124	1,153	4
BACKER, JOHN	200	61	137	2
Write-In Totals	5	3	2	0
Not Assigned	5	3	2	0
Total Votes Cast	1,486	188	1,292	6

Precinct 246

County Assessor

Vote For 1

	TOTAL	Polls	Early Provisional	S
DROUBIE, SUZANNE	1,317	141	1,171	5
Write-In Totals	20	9	11	0
Not Assigned	20	9	11	0
Total Votes Cast	1,337	150	1,182	5

County Attorney

Vote For 1

	TOTAL	Polls	Early Provisional	S
CONOVER, LAURA	1,221	119	1,097	5
DRUAN, HOWARD	178	44	134	0
Write-In Totals	14	8	6	0
Not Assigned	14	8	6	0
Total Votes Cast	1,413	171	1,237	5

County Recorder

Vote For 1

	TOTAL	Polls	Early Provisional	S
CÁZARES-KELLY, GABRIELLA	1,265	117	1,143	5
CAMPBELL-GONZALEZ, DOMINIC	195	65	129	1
Write-In Totals	5	3	2	0
Not Assigned	5	3	2	0
Total Votes Cast	1,465	185	1,274	6

County Sheriff

Vote For 1

	TOTAL	Polls	Early Provisional	S
NANOS, CHRIS	1,017	110	903	4
LAPPIN, HEATHER	396	74	319	3
Write-In Totals	17	6	11	0
Write-In: Di Genova, Trista	0	0	0	0
Not Assigned	17	6	11	0
Total Votes Cast	1,430	190	1,233	7

County Superintendent of Schools

Vote For 1

	TOTAL	Polls	Early Provisional	S
WILLIAMS, DUSTIN	1,296	142	1,148	6
Write-In Totals	18	8	10	0
Not Assigned	18	8	10	0
Total Votes Cast	1,314	150	1,158	6

Precinct 246

County Treasurer

Vote For 1

	TOTAL	Polls	Early Provisional	S
JOHNSON, BRIAN	1,214	116	1,093	5
ACKERLEY, CHRIS	254	68	184	2
Write-In Totals	4	2	2	0
Not Assigned	4	2	2	0
Total Votes Cast	1,472	186	1,279	7

Justice of the Peace Precinct 9

Vote For 1

	TOTAL	Polls	Early Provisional	S
GARZA, RENEE ANN	1,293	143	1,145	5
Write-In Totals	19	9	10	0
Not Assigned	19	9	10	0
Total Votes Cast	1,312	152	1,155	5

Constable Precinct 9

Vote For 1

	TOTAL	Polls	Early Provisional	S
Write-In Totals	122	18	103	1
Not Assigned	122	18	103	1
Total Votes Cast	122	18	103	1

KING, KATHRYN H.

Vote For 1

	TOTAL	Polls	Early Provisional	S
Yes / Si	396	68	327	1
No	937	89	842	6
Total Votes Cast	1,333	157	1,169	7

BOLICK, CLINT

Vote For 1

	TOTAL	Polls	Early Provisional	S
Yes / Si	366	58	306	2
No	959	99	855	5
Total Votes Cast	1,325	157	1,161	7

ECKERSTROM, PETER J.

Vote For 1

	TOTAL	Polls	Early Provisional	S
Yes / Si	904	78	824	2
No	282	67	211	4
Total Votes Cast	1,186	145	1,035	6

Precinct 246

STARING, CHRISTOPHER P.

Vote For 1

	TOTAL	Polls	Early Provisional	S
Yes / Si	769	74	694	1
No	392	66	321	5
Total Votes Cast	1,161	140	1,015	6

GRIFFIN, BRENDEN J.

Vote For 1

	TOTAL	Polls	Early Provisional	S
Yes / Si	819	76	740	3
No	346	65	278	3
Total Votes Cast	1,165	141	1,018	6

LEE, KENNETH

Vote For 1

	TOTAL	Polls	Early Provisional	S
Yes / Si	817	80	735	2
No	337	63	270	4
Total Votes Cast	1,154	143	1,005	6

BRYSON, KYLE A.

Vote For 1

	TOTAL	Polls	Early Provisional	S
Yes / Si	840	83	755	2
No	317	58	255	4
Total Votes Cast	1,157	141	1,010	6

COHEN, GARY J.

Vote For 1

	TOTAL	Polls	Early Provisional	S
Yes / Si	821	75	744	2
No	326	65	257	4
Total Votes Cast	1,147	140	1,001	6

GORDON, RICHARD E.

Vote For 1

	TOTAL	Polls	Early Provisional	S
Yes / Si	825	77	746	2
No	332	65	263	4
Total Votes Cast	1,157	142	1,009	6

Precinct 246

BUTLER, MICHAEL J.

Vote For 1

	TOTAL	Polls	Early Provisional	S
Yes / Si	818	75	741	2
No	343	66	273	4
Total Votes Cast	1,161	141	1,014	6

YEHLING, WAYNE E.

Vote For 1

	TOTAL	Polls	Early Provisional	S
Yes / Si	821	80	739	2
No	334	61	269	4
Total Votes Cast	1,155	141	1,008	6

CONSTANT, DANIELLE J.K.

Vote For 1

	TOTAL	Polls	Early Provisional	S
Yes / Si	791	78	711	2
No	365	61	300	4
Total Votes Cast	1,156	139	1,011	6

METCALF, D. DOUGLAS

Vote For 1

	TOTAL	Polls	Early Provisional	S
Yes / Si	814	76	736	2
No	337	67	266	4
Total Votes Cast	1,151	143	1,002	6

MCGINLEY, CASEY F.

Vote For 1

	TOTAL	Polls	Early Provisional	S
Yes / Si	830	77	751	2
No	326	64	258	4
Total Votes Cast	1,156	141	1,009	6

SAKALL, GREG

Vote For 1

	TOTAL	Polls	Early Provisional	S
Yes / Si	800	78	721	1
No	356	62	289	5
Total Votes Cast	1,156	140	1,010	6

Precinct 246

WAGENER, JOAN L.

Vote For 1

	TOTAL	Polls	Early Provisional	S
Yes / Si	824	75	747	2
No	328	64	260	4
Total Votes Cast	1,152	139	1,007	6

JOHNSON, KELLIE L.

Vote For 1

	TOTAL	Polls	Early Provisional	S
Yes / Si	578	72	505	1
No	610	72	532	6
Total Votes Cast	1,188	144	1,037	7

ORTIZ, KIMBERLY H.

Vote For 1

	TOTAL	Polls	Early Provisional	S
Yes / Si	841	85	755	1
No	315	58	252	5
Total Votes Cast	1,156	143	1,007	6

MCDONALD, SCOTT DAVID

Vote For 1

	TOTAL	Polls	Early Provisional	S
Yes / Si	776	76	698	2
No	378	64	310	4
Total Votes Cast	1,154	140	1,008	6

ABRAMS, LISA ILKA

Vote For 1

	TOTAL	Polls	Early Provisional	S
Yes / Si	854	80	772	2
No	310	63	243	4
Total Votes Cast	1,164	143	1,015	6

Governing Board - Tucson Unified School District (TUSD) No. 1

Vote For 3

	TOTAL	Polls	Early Provisional	S
ACOSTA RUIZ, PILAR	393	55	337	1
FLORES, ESTEBAN	342	54	285	3
LUNA ROSE, NATALIE	847	76	768	3
SHAH, RAVI	726	50	673	3
SHAW, SADIE	752	61	688	3
Write-In Totals	16	5	11	0
Not Assigned	16	5	11	0
Total Votes Cast	3,076	301	2,762	13

Precinct 246

PROPOSITION 133

Vote For 1

	TOTAL	Polls	Early Provisional	S
Yes / Si	249	59	189	1
No	1,161	116	1,041	4
Total Votes Cast	1,410	175	1,230	5

PROPOSITION 134

Vote For 1

	TOTAL	Polls	Early Provisional	S
Yes / Si	219	60	158	1
No	1,197	117	1,076	4
Total Votes Cast	1,416	177	1,234	5

PROPOSITION 135

Vote For 1

	TOTAL	Polls	Early Provisional	S
Yes / Si	280	68	210	2
No	1,117	106	1,008	3
Total Votes Cast	1,397	174	1,218	5

PROPOSITION 136

Vote For 1

	TOTAL	Polls	Early Provisional	S
Yes / Si	183	58	123	2
No	1,216	113	1,100	3
Total Votes Cast	1,399	171	1,223	5

PROPOSITION 137

Vote For 1

	TOTAL	Polls	Early Provisional	S
Yes / Si	143	46	97	0
No	1,254	127	1,121	6
Total Votes Cast	1,397	173	1,218	6

PROPOSITION 138

Vote For 1

	TOTAL	Polls	Early Provisional	S
Yes / Si	140	35	105	0
No	1,302	145	1,151	6
Total Votes Cast	1,442	180	1,256	6

Precinct 246

PROPOSITION 139

Vote For 1

	TOTAL	Polls	Early Provisional	S
Yes / Si	1,326	139	1,180	7
No	176	49	127	0
Total Votes Cast	1,502	188	1,307	7

PROPOSITION 140

Vote For 1

	TOTAL	Polls	Early Provisional	S
Yes / Si	577	83	490	4
No	893	97	793	3
Total Votes Cast	1,470	180	1,283	7

PROPOSITION 311

Vote For 1

	TOTAL	Polls	Early Provisional	S
Yes / Si	504	105	397	2
No	948	71	873	4
Total Votes Cast	1,452	176	1,270	6

PROPOSITION 312

Vote For 1

	TOTAL	Polls	Early Provisional	S
Yes / Si	424	93	329	2
No	1,039	85	950	4
Total Votes Cast	1,463	178	1,279	6

PROPOSITION 313

Vote For 1

	TOTAL	Polls	Early Provisional	S
Yes / Si	470	110	357	3
No	936	69	865	2
Total Votes Cast	1,406	179	1,222	5

PROPOSITION 314

Vote For 1

	TOTAL	Polls	Early Provisional	S
Yes / Si	334	76	256	2
No	1,065	101	961	3
Total Votes Cast	1,399	177	1,217	5

Precinct 246

PROPOSITION 315

Vote For 1

	TOTAL	Polls	Early Provisional	S
Yes / Si	247	68	177	2
No	1,117	98	1,016	3
Total Votes Cast	1,364	166	1,193	5

Summary Results Report
 General Election
 November 5, 2024

OFFICIAL RESULTS
 Summary of Votes Cast
 County of Pima

Precinct 247

Statistics	TOTAL	Polls	Early Provisional	S
Registered Voters - Total	484			
Ballots Cast - Total	329	62	264	3
Ballots Cast - Blank	3	2	1	0
Voter Turnout - Total	67.98%			

Presidential Electors

Vote For 1	TOTAL	Polls	Early Provisional	S
HARRIS, KAMALA D.	236	35	200	1
TRUMP, DONALD J.	85	24	59	2
OLIVER, CHASE	1	1	0	0
STEIN, JILL	2	1	1	0
Write-In Totals	1	0	1	0
Write-In: Ayyadurai / Ellis	0	0	0	0
Write-In: Boddie / Stoneham	0	0	0	0
Write-In: De la Cruz / Garcia	0	0	0	0
Write-In: Shelton / Serra	0	0	0	0
Write-In: Skousen / Combs	0	0	0	0
Not Assigned	1	0	1	0
Total Votes Cast	325	61	261	3

U.S. Senator

Vote For 1	TOTAL	Polls	Early Provisional	S
GALLEGO, RUBEN	239	36	201	2
LAKE, KARI	66	16	49	1
QUINTANA, EDUARDO	12	6	6	0
Write-In Totals	0	0	0	0
Write-In: Williams, Sarah	0	0	0	0
Write-In: Beckett, Christopher	0	0	0	0
Write-In: Sanders, Steven Cavin	0	0	0	0
Write-In: Bozic, David	0	0	0	0
Write-In: Petty, Shawn	0	0	0	0
Write-In: Rodriguez, Benjamin	0	0	0	0
Write-In: Prosser, Jannie "Jannie"	0	0	0	0
Not Assigned	0	0	0	0
Total Votes Cast	317	58	256	3

U.S. Representative in Congress District 7

Vote For 1	TOTAL	Polls	Early Provisional	S
GRIJALVA, RAÚL M.	245	44	199	2
BUTIEREZ SR., DANIEL FRANCIS	68	16	51	1
Write-In Totals	0	0	0	0
Not Assigned	0	0	0	0
Total Votes Cast	313	60	250	3

Summary Results Report
 General Election
 November 5, 2024

OFFICIAL RESULTS
 Summary of Votes Cast
 County of Pima

Precinct 247

State Senator District 20

Vote For 1

	TOTAL	Polls	Early Provisional	S
GONZALES, SALLY ANN	264	52	210	2
Write-In Totals	4	0	4	0
Not Assigned	4	0	4	0
Total Votes Cast	268	52	214	2

State Representative Dist. 20

Vote For 2

	TOTAL	Polls	Early Provisional	S
HERNANDEZ, ALMA	228	44	182	2
VILLEGAS, BETTY	193	24	168	1
Write-In Totals	5	1	4	0
Not Assigned	5	1	4	0
Total Votes Cast	426	69	354	3

Corporation Commissioner

Vote For 3

	TOTAL	Polls	Early Provisional	S
AGUILAR, YLENIA	219	32	186	1
HILL, JONATHON	178	23	154	1
POLACHECK, JOSHUA	168	17	150	1
LOPEZ, RENE	56	8	47	1
MARQUEZ PETERSON, LEA	59	12	47	0
WALDEN, RACHEL	46	9	37	0
CEASE, MIKE	10	3	7	0
LUXENBERG, NINA	20	4	16	0
Write-In Totals	0	0	0	0
Write-In: Bertone, Frank	0	0	0	0
Not Assigned	0	0	0	0
Total Votes Cast	756	108	644	4

Board of Supervisors District 5

Vote For 1

	TOTAL	Polls	Early Provisional	S
GRIJALVA, ADELITA	246	46	198	2
ROMERO, VAL	53	10	42	1
Write-In Totals	0	0	0	0
Not Assigned	0	0	0	0
Total Votes Cast	299	56	240	3

Precinct 247

County Assessor

Vote For 1

	TOTAL	Polls	Early Provisional	S
DROUBIE, SUZANNE	269	51	216	2
Write-In Totals	0	0	0	0
Not Assigned	0	0	0	0
Total Votes Cast	269	51	216	2

County Attorney

Vote For 1

	TOTAL	Polls	Early Provisional	S
CONOVER, LAURA	244	44	198	2
DRUAN, HOWARD	41	10	31	0
Write-In Totals	0	0	0	0
Not Assigned	0	0	0	0
Total Votes Cast	285	54	229	2

County Recorder

Vote For 1

	TOTAL	Polls	Early Provisional	S
CÁZARES-KELLY, GABRIELLA	237	42	193	2
CAMPBELL-GONZALEZ, DOMINIC	61	15	45	1
Write-In Totals	0	0	0	0
Not Assigned	0	0	0	0
Total Votes Cast	298	57	238	3

County Sheriff

Vote For 1

	TOTAL	Polls	Early Provisional	S
NANOS, CHRIS	195	40	152	3
LAPPIN, HEATHER	97	16	81	0
Write-In Totals	0	0	0	0
Write-In: Di Genova, Trista	0	0	0	0
Not Assigned	0	0	0	0
Total Votes Cast	292	56	233	3

County Superintendent of Schools

Vote For 1

	TOTAL	Polls	Early Provisional	S
WILLIAMS, DUSTIN	262	50	210	2
Write-In Totals	1	0	1	0
Not Assigned	1	0	1	0
Total Votes Cast	263	50	211	2

Precinct 247

County Treasurer

Vote For 1

	TOTAL	Polls	Early Provisional	S
JOHNSON, BRIAN	222	35	186	1
ACKERLEY, CHRIS	75	22	52	1
Write-In Totals	0	0	0	0
Not Assigned	0	0	0	0
Total Votes Cast	297	57	238	2

Justice of the Peace Precinct 4

Vote For 1

	TOTAL	Polls	Early Provisional	S
PESQUIERA, CHARLENE	257	51	204	2
Write-In Totals	3	1	2	0
Not Assigned	3	1	2	0
Total Votes Cast	260	52	206	2

Constable Precinct 4

Vote For 1

	TOTAL	Polls	Early Provisional	S
ETHRIDGE-NIELSEN, TRACY	259	51	206	2
Write-In Totals	1	0	1	0
Not Assigned	1	0	1	0
Total Votes Cast	260	51	207	2

KING, KATHRYN H.

Vote For 1

	TOTAL	Polls	Early Provisional	S
Yes / Si	119	23	93	3
No	151	24	127	0
Total Votes Cast	270	47	220	3

BOLICK, CLINT

Vote For 1

	TOTAL	Polls	Early Provisional	S
Yes / Si	106	23	80	3
No	160	23	137	0
Total Votes Cast	266	46	217	3

ECKERSTROM, PETER J.

Vote For 1

	TOTAL	Polls	Early Provisional	S
Yes / Si	184	31	150	3
No	66	13	53	0
Total Votes Cast	250	44	203	3

Precinct 247

STARING, CHRISTOPHER P.

Vote For 1

	TOTAL	Polls	Early Provisional	S
Yes / Si	164	26	136	2
No	75	18	57	0
Total Votes Cast	239	44	193	2

GRIFFIN, BRENDEN J.

Vote For 1

	TOTAL	Polls	Early Provisional	S
Yes / Si	166	29	135	2
No	74	16	57	1
Total Votes Cast	240	45	192	3

LEE, KENNETH

Vote For 1

	TOTAL	Polls	Early Provisional	S
Yes / Si	178	28	148	2
No	66	16	49	1
Total Votes Cast	244	44	197	3

BRYSON, KYLE A.

Vote For 1

	TOTAL	Polls	Early Provisional	S
Yes / Si	177	27	147	3
No	64	17	47	0
Total Votes Cast	241	44	194	3

COHEN, GARY J.

Vote For 1

	TOTAL	Polls	Early Provisional	S
Yes / Si	173	28	142	3
No	69	16	53	0
Total Votes Cast	242	44	195	3

GORDON, RICHARD E.

Vote For 1

	TOTAL	Polls	Early Provisional	S
Yes / Si	175	28	144	3
No	68	16	52	0
Total Votes Cast	243	44	196	3

Precinct 247

BUTLER, MICHAEL J.

Vote For 1

	TOTAL	Polls	Early Provisional	S
Yes / Si	174	26	145	3
No	70	18	52	0
Total Votes Cast	244	44	197	3

YEHLING, WAYNE E.

Vote For 1

	TOTAL	Polls	Early Provisional	S
Yes / Si	171	27	141	3
No	73	17	56	0
Total Votes Cast	244	44	197	3

CONSTANT, DANIELLE J.K.

Vote For 1

	TOTAL	Polls	Early Provisional	S
Yes / Si	166	26	137	3
No	76	17	59	0
Total Votes Cast	242	43	196	3

METCALF, D. DOUGLAS

Vote For 1

	TOTAL	Polls	Early Provisional	S
Yes / Si	170	30	137	3
No	73	14	59	0
Total Votes Cast	243	44	196	3

MCGINLEY, CASEY F.

Vote For 1

	TOTAL	Polls	Early Provisional	S
Yes / Si	175	27	146	2
No	69	18	50	1
Total Votes Cast	244	45	196	3

SAKALL, GREG

Vote For 1

	TOTAL	Polls	Early Provisional	S
Yes / Si	164	25	137	2
No	78	19	58	1
Total Votes Cast	242	44	195	3

Precinct 247

WAGENER, JOAN L.

Vote For 1

	TOTAL	Polls	Early Provisional	S
Yes / Si	172	28	142	2
No	74	16	57	1
Total Votes Cast	246	44	199	3

JOHNSON, KELLIE L.

Vote For 1

	TOTAL	Polls	Early Provisional	S
Yes / Si	141	23	116	2
No	107	21	85	1
Total Votes Cast	248	44	201	3

ORTIZ, KIMBERLY H.

Vote For 1

	TOTAL	Polls	Early Provisional	S
Yes / Si	185	31	151	3
No	62	13	49	0
Total Votes Cast	247	44	200	3

MCDONALD, SCOTT DAVID

Vote For 1

	TOTAL	Polls	Early Provisional	S
Yes / Si	160	25	132	3
No	83	18	65	0
Total Votes Cast	243	43	197	3

ABRAMS, LISA ILKA

Vote For 1

	TOTAL	Polls	Early Provisional	S
Yes / Si	178	28	147	3
No	70	17	53	0
Total Votes Cast	248	45	200	3

Governing Board - Tucson Unified School District (TUSD) No. 1

Vote For 3

	TOTAL	Polls	Early Provisional	S
ACOSTA RUIZ, PILAR	100	19	80	1
FLORES, ESTEBAN	87	20	67	0
LUNA ROSE, NATALIE	194	32	160	2
SHAH, RAVI	128	15	113	0
SHAW, SADIE	135	14	120	1
Write-In Totals	0	0	0	0
Not Assigned	0	0	0	0
Total Votes Cast	644	100	540	4

Precinct 247

Board of Governors - Pima Community College Dist. 5

Vote For 1

	TOTAL	Polls	Early Provisional	S
GONZALES, LUIS LOPEZ	84	20	63	1
MORALES, KARLA	162	32	129	1
Write-In Totals	1	0	1	0
Not Assigned	1	0	1	0
Total Votes Cast	247	52	193	2

PROPOSITION 133

Vote For 1

	TOTAL	Polls	Early Provisional	S
Yes / Si	77	15	60	2
No	223	39	183	1
Total Votes Cast	300	54	243	3

PROPOSITION 134

Vote For 1

	TOTAL	Polls	Early Provisional	S
Yes / Si	74	20	52	2
No	226	35	190	1
Total Votes Cast	300	55	242	3

PROPOSITION 135

Vote For 1

	TOTAL	Polls	Early Provisional	S
Yes / Si	76	21	53	2
No	222	34	187	1
Total Votes Cast	298	55	240	3

PROPOSITION 136

Vote For 1

	TOTAL	Polls	Early Provisional	S
Yes / Si	57	13	43	1
No	237	41	194	2
Total Votes Cast	294	54	237	3

PROPOSITION 137

Vote For 1

	TOTAL	Polls	Early Provisional	S
Yes / Si	36	10	25	1
No	256	44	210	2
Total Votes Cast	292	54	235	3

Precinct 247

PROPOSITION 138

Vote For 1

	TOTAL	Polls	Early Provisional	S
Yes / Si	31	8	21	2
No	269	46	222	1
Total Votes Cast	300	54	243	3

PROPOSITION 139

Vote For 1

	TOTAL	Polls	Early Provisional	S
Yes / Si	255	46	208	1
No	58	11	45	2
Total Votes Cast	313	57	253	3

PROPOSITION 140

Vote For 1

	TOTAL	Polls	Early Provisional	S
Yes / Si	145	30	114	1
No	162	25	135	2
Total Votes Cast	307	55	249	3

PROPOSITION 311

Vote For 1

	TOTAL	Polls	Early Provisional	S
Yes / Si	147	32	112	3
No	157	24	133	0
Total Votes Cast	304	56	245	3

PROPOSITION 312

Vote For 1

	TOTAL	Polls	Early Provisional	S
Yes / Si	144	33	108	3
No	165	23	142	0
Total Votes Cast	309	56	250	3

PROPOSITION 313

Vote For 1

	TOTAL	Polls	Early Provisional	S
Yes / Si	136	29	104	3
No	162	25	137	0
Total Votes Cast	298	54	241	3

Precinct 247

PROPOSITION 314

Vote For 1

	TOTAL	Polls	Early Provisional	S
Yes / Si	116	27	87	2
No	179	27	151	1
Total Votes Cast	295	54	238	3

PROPOSITION 315

Vote For 1

	TOTAL	Polls	Early Provisional	S
Yes / Si	72	19	52	1
No	216	32	182	2
Total Votes Cast	288	51	234	3

Summary Results Report
 General Election
 November 5, 2024

OFFICIAL RESULTS
 Summary of Votes Cast
 County of Pima

Precinct 248

Statistics	TOTAL	Polls	Early Provisional	s
Registered Voters - Total	943			
Ballots Cast - Total	568	85	480	3
Ballots Cast - Blank	17	6	11	0
Voter Turnout - Total	60.23%			

Presidential Electors

Vote For 1	TOTAL	Polls	Early Provisional	s
HARRIS, KAMALA D.	415	48	365	2
TRUMP, DONALD J.	147	35	111	1
OLIVER, CHASE	1	1	0	0
STEIN, JILL	1	0	1	0
Write-In Totals	0	0	0	0
Write-In: Ayyadurai / Ellis	0	0	0	0
Write-In: Boddie / Stoneham	0	0	0	0
Write-In: De la Cruz / Garcia	0	0	0	0
Write-In: Shelton / Serra	0	0	0	0
Write-In: Skousen / Combs	0	0	0	0
Not Assigned	0	0	0	0
Total Votes Cast	564	84	477	3

U.S. Senator

Vote For 1	TOTAL	Polls	Early Provisional	s
GALLEGO, RUBEN	418	51	365	2
LAKE, KARI	114	26	87	1
QUINTANA, EDUARDO	14	5	9	0
Write-In Totals	3	0	3	0
Write-In: Williams, Sarah	0	0	0	0
Write-In: Beckett, Christopher	0	0	0	0
Write-In: Sanders, Steven Cavin	0	0	0	0
Write-In: Bozic, David	0	0	0	0
Write-In: Petty, Shawn	0	0	0	0
Write-In: Rodriguez, Benjamin	0	0	0	0
Write-In: Prosser, Jannie "Jannie"	0	0	0	0
Not Assigned	3	0	3	0
Total Votes Cast	549	82	464	3

U.S. Representative in Congress District 7

Vote For 1	TOTAL	Polls	Early Provisional	s
GRIJALVA, RAÚL M.	429	55	372	2
BUTIEREZ SR., DANIEL FRANCIS	115	27	87	1
Write-In Totals	2	0	2	0
Not Assigned	2	0	2	0
Total Votes Cast	546	82	461	3

Summary Results Report
 General Election
 November 5, 2024

OFFICIAL RESULTS
 Summary of Votes Cast
 County of Pima

Precinct 248

State Senator District 20

Vote For 1

	TOTAL	Polls	Early Provisional	S
GONZALES, SALLY ANN	472	69	401	2
Write-In Totals	8	4	4	0
Not Assigned	8	4	4	0
Total Votes Cast	480	73	405	2

State Representative Dist. 20

Vote For 2

	TOTAL	Polls	Early Provisional	S
HERNANDEZ, ALMA	406	56	349	1
VILLEGAS, BETTY	300	32	267	1
Write-In Totals	10	4	6	0
Not Assigned	10	4	6	0
Total Votes Cast	716	92	622	2

Corporation Commissioner

Vote For 3

	TOTAL	Polls	Early Provisional	S
AGUILAR, YLENIA	390	40	347	3
HILL, JONATHON	312	33	278	1
POLACHECK, JOSHUA	289	26	263	0
LOPEZ, RENE	108	19	89	0
MARQUEZ PETERSON, LEA	97	18	79	0
WALDEN, RACHEL	81	14	66	1
CEASE, MIKE	15	4	11	0
LUXENBERG, NINA	21	1	20	0
Write-In Totals	4	0	4	0
Write-In: Bertone, Frank	0	0	0	0
Not Assigned	4	0	4	0
Total Votes Cast	1,317	155	1,157	5

Board of Supervisors District 5

Vote For 1

	TOTAL	Polls	Early Provisional	S
GRIJALVA, ADELITA	424	55	367	2
ROMERO, VAL	96	21	75	0
Write-In Totals	4	2	2	0
Not Assigned	4	2	2	0
Total Votes Cast	524	78	444	2

Precinct 248

County Assessor

Vote For 1

	TOTAL	Polls	Early Provisional	S
DROUBIE, SUZANNE	459	63	393	3
Write-In Totals	10	4	6	0
Not Assigned	10	4	6	0
Total Votes Cast	469	67	399	3

County Attorney

Vote For 1

	TOTAL	Polls	Early Provisional	S
CONOVER, LAURA	423	59	362	2
DRUAN, HOWARD	77	12	64	1
Write-In Totals	5	2	3	0
Not Assigned	5	2	3	0
Total Votes Cast	505	73	429	3

County Recorder

Vote For 1

	TOTAL	Polls	Early Provisional	S
CÁZARES-KELLY, GABRIELLA	422	49	370	3
CAMPBELL-GONZALEZ, DOMINIC	100	26	74	0
Write-In Totals	3	0	3	0
Not Assigned	3	0	3	0
Total Votes Cast	525	75	447	3

County Sheriff

Vote For 1

	TOTAL	Polls	Early Provisional	S
NANOS, CHRIS	387	45	340	2
LAPPIN, HEATHER	150	31	118	1
Write-In Totals	1	0	1	0
Write-In: Di Genova, Trista	0	0	0	0
Not Assigned	1	0	1	0
Total Votes Cast	538	76	459	3

County Superintendent of Schools

Vote For 1

	TOTAL	Polls	Early Provisional	S
WILLIAMS, DUSTIN	462	65	394	3
Write-In Totals	9	4	5	0
Not Assigned	9	4	5	0
Total Votes Cast	471	69	399	3

Precinct 248

County Treasurer

Vote For 1

	TOTAL	Polls	Early Provisional	S
JOHNSON, BRIAN	407	46	358	3
ACKERLEY, CHRIS	116	28	88	0
Write-In Totals	3	1	2	0
Not Assigned	3	1	2	0
Total Votes Cast	526	75	448	3

Justice of the Peace Precinct 9

Vote For 1

	TOTAL	Polls	Early Provisional	S
GARZA, RENEE ANN	472	70	400	2
Write-In Totals	7	2	5	0
Not Assigned	7	2	5	0
Total Votes Cast	479	72	405	2

Constable Precinct 9

Vote For 1

	TOTAL	Polls	Early Provisional	S
Write-In Totals	78	12	66	0
Not Assigned	78	12	66	0
Total Votes Cast	78	12	66	0

KING, KATHRYN H.

Vote For 1

	TOTAL	Polls	Early Provisional	S
Yes / Si	308	43	262	3
No	165	20	145	0
Total Votes Cast	473	63	407	3

BOLICK, CLINT

Vote For 1

	TOTAL	Polls	Early Provisional	S
Yes / Si	274	34	238	2
No	187	25	161	1
Total Votes Cast	461	59	399	3

ECKERSTROM, PETER J.

Vote For 1

	TOTAL	Polls	Early Provisional	S
Yes / Si	361	40	318	3
No	106	24	82	0
Total Votes Cast	467	64	400	3

Precinct 248

STARING, CHRISTOPHER P.

Vote For 1

	TOTAL	Polls	Early Provisional	S
Yes / Si	329	42	285	2
No	118	19	98	1
Total Votes Cast	447	61	383	3

GRIFFIN, BRENDEN J.

Vote For 1

	TOTAL	Polls	Early Provisional	S
Yes / Si	358	52	304	2
No	96	13	82	1
Total Votes Cast	454	65	386	3

LEE, KENNETH

Vote For 1

	TOTAL	Polls	Early Provisional	S
Yes / Si	356	46	308	2
No	99	17	81	1
Total Votes Cast	455	63	389	3

BRYSON, KYLE A.

Vote For 1

	TOTAL	Polls	Early Provisional	S
Yes / Si	351	46	303	2
No	104	19	84	1
Total Votes Cast	455	65	387	3

COHEN, GARY J.

Vote For 1

	TOTAL	Polls	Early Provisional	S
Yes / Si	336	45	289	2
No	110	17	92	1
Total Votes Cast	446	62	381	3

GORDON, RICHARD E.

Vote For 1

	TOTAL	Polls	Early Provisional	S
Yes / Si	350	48	300	2
No	103	16	86	1
Total Votes Cast	453	64	386	3

Precinct 248

BUTLER, MICHAEL J.

Vote For 1

	TOTAL	Polls	Early Provisional	S
Yes / Si	349	47	300	2
No	104	18	85	1
Total Votes Cast	453	65	385	3

YEHLING, WAYNE E.

Vote For 1

	TOTAL	Polls	Early Provisional	S
Yes / Si	346	46	298	2
No	105	19	85	1
Total Votes Cast	451	65	383	3

CONSTANT, DANIELLE J.K.

Vote For 1

	TOTAL	Polls	Early Provisional	S
Yes / Si	347	45	299	3
No	106	20	86	0
Total Votes Cast	453	65	385	3

METCALF, D. DOUGLAS

Vote For 1

	TOTAL	Polls	Early Provisional	S
Yes / Si	350	47	301	2
No	103	17	85	1
Total Votes Cast	453	64	386	3

MCGINLEY, CASEY F.

Vote For 1

	TOTAL	Polls	Early Provisional	S
Yes / Si	352	46	304	2
No	101	19	81	1
Total Votes Cast	453	65	385	3

SAKALL, GREG

Vote For 1

	TOTAL	Polls	Early Provisional	S
Yes / Si	347	47	298	2
No	104	17	86	1
Total Votes Cast	451	64	384	3

Precinct 248

WAGENER, JOAN L.

Vote For 1

	TOTAL	Polls	Early Provisional	s
Yes / Si	346	47	296	3
No	107	17	90	0
Total Votes Cast	453	64	386	3

JOHNSON, KELLIE L.

Vote For 1

	TOTAL	Polls	Early Provisional	s
Yes / Si	325	43	279	3
No	127	21	106	0
Total Votes Cast	452	64	385	3

ORTIZ, KIMBERLY H.

Vote For 1

	TOTAL	Polls	Early Provisional	s
Yes / Si	365	50	312	3
No	91	15	76	0
Total Votes Cast	456	65	388	3

MCDONALD, SCOTT DAVID

Vote For 1

	TOTAL	Polls	Early Provisional	s
Yes / Si	349	48	299	2
No	103	17	85	1
Total Votes Cast	452	65	384	3

ABRAMS, LISA ILKA

Vote For 1

	TOTAL	Polls	Early Provisional	s
Yes / Si	358	48	307	3
No	96	17	79	0
Total Votes Cast	454	65	386	3

Board of Governors - Pima Community College Dist. 5

Vote For 1

	TOTAL	Polls	Early Provisional	s
GONZALES, LUIS LOPEZ	245	35	209	1
MORALES, KARLA	212	32	179	1
Write-In Totals	3	0	3	0
Not Assigned	3	0	3	0
Total Votes Cast	460	67	391	2

Precinct 248

PROPOSITION 133

Vote For 1

	TOTAL	Polls	Early Provisional	S
Yes / Si	169	33	135	1
No	323	41	280	2
Total Votes Cast	492	74	415	3

PROPOSITION 134

Vote For 1

	TOTAL	Polls	Early Provisional	S
Yes / Si	161	34	126	1
No	327	36	289	2
Total Votes Cast	488	70	415	3

PROPOSITION 135

Vote For 1

	TOTAL	Polls	Early Provisional	S
Yes / Si	152	31	121	0
No	315	38	275	2
Total Votes Cast	467	69	396	2

PROPOSITION 136

Vote For 1

	TOTAL	Polls	Early Provisional	S
Yes / Si	139	29	109	1
No	335	37	297	1
Total Votes Cast	474	66	406	2

PROPOSITION 137

Vote For 1

	TOTAL	Polls	Early Provisional	S
Yes / Si	97	21	74	2
No	368	46	322	0
Total Votes Cast	465	67	396	2

PROPOSITION 138

Vote For 1

	TOTAL	Polls	Early Provisional	S
Yes / Si	103	19	83	1
No	397	52	343	2
Total Votes Cast	500	71	426	3

Precinct 248

PROPOSITION 139

Vote For 1

	TOTAL	Polls	Early Provisional	S
Yes / Si	421	52	368	1
No	115	28	85	2
Total Votes Cast	536	80	453	3

PROPOSITION 140

Vote For 1

	TOTAL	Polls	Early Provisional	S
Yes / Si	223	37	186	0
No	280	37	240	3
Total Votes Cast	503	74	426	3

PROPOSITION 311

Vote For 1

	TOTAL	Polls	Early Provisional	S
Yes / Si	304	53	250	1
No	216	25	189	2
Total Votes Cast	520	78	439	3

PROPOSITION 312

Vote For 1

	TOTAL	Polls	Early Provisional	S
Yes / Si	258	46	212	0
No	253	30	220	3
Total Votes Cast	511	76	432	3

PROPOSITION 313

Vote For 1

	TOTAL	Polls	Early Provisional	S
Yes / Si	278	50	226	2
No	215	23	191	1
Total Votes Cast	493	73	417	3

PROPOSITION 314

Vote For 1

	TOTAL	Polls	Early Provisional	S
Yes / Si	222	39	183	0
No	272	33	236	3
Total Votes Cast	494	72	419	3

Precinct 248

PROPOSITION 315

Vote For 1

	TOTAL	Polls	Early Provisional	S
Yes / Si	137	27	110	0
No	341	42	296	3
Total Votes Cast	478	69	406	3

Summary Results Report
 General Election
 November 5, 2024

OFFICIAL RESULTS
 Summary of Votes Cast
 County of Pima

Precinct 249

Statistics	TOTAL	Polls	Early Provisional	s
Registered Voters - Total	2,881			
Ballots Cast - Total	2,403	489	1,900	14
Ballots Cast - Blank	37	12	25	0
Voter Turnout - Total	83.41%			

Presidential Electors

Vote For 1	TOTAL	Polls	Early Provisional	s
HARRIS, KAMALA D.	870	105	763	2
TRUMP, DONALD J.	1,481	376	1,095	10
OLIVER, CHASE	16	4	11	1
STEIN, JILL	12	1	10	1
Write-In Totals	12	2	10	0
Write-In: Ayyadurai / Ellis	0	0	0	0
Write-In: Boddie / Stoneham	0	0	0	0
Write-In: De la Cruz / Garcia	0	0	0	0
Write-In: Shelton / Serra	0	0	0	0
Write-In: Skousen / Combs	1	0	1	0
Not Assigned	11	2	9	0
Total Votes Cast	2,391	488	1,889	14

U.S. Senator

Vote For 1	TOTAL	Polls	Early Provisional	s
GALLEGO, RUBEN	938	122	813	3
LAKE, KARI	1,354	332	1,012	10
QUINTANA, EDUARDO	57	18	38	1
Write-In Totals	3	1	2	0
Write-In: Williams, Sarah	0	0	0	0
Write-In: Beckett, Christopher	0	0	0	0
Write-In: Sanders, Steven Cavin	0	0	0	0
Write-In: Bozic, David	0	0	0	0
Write-In: Petty, Shawn	0	0	0	0
Write-In: Rodriguez, Benjamin	0	0	0	0
Write-In: Prosser, Jannie "Jannie"	0	0	0	0
Not Assigned	3	1	2	0
Total Votes Cast	2,352	473	1,865	14

Precinct 249

U.S. Representative in Congress District 6

Vote For 1

	TOTAL	Polls	Early Provisional	S
ENGEL, KIRSTEN	848	110	736	2
CISCOMANI, JUAN	1,424	353	1,060	11
EASTWOOD, ATHENA	61	12	48	1
Write-In Totals	6	2	4	0
Write-In: Pozzolo, Luis	0	0	0	0
Not Assigned	6	2	4	0
Total Votes Cast	2,339	477	1,848	14

State Senator District 19

Vote For 1

	TOTAL	Polls	Early Provisional	S
KARP, BOB	821	95	724	2
GOWAN, DAVID	1,468	369	1,088	11
Write-In Totals	6	1	5	0
Not Assigned	6	1	5	0
Total Votes Cast	2,295	465	1,817	13

State Representative Dist. 19

Vote For 2

	TOTAL	Polls	Early Provisional	S
FROSTROM JR., GREGG	829	97	730	2
DIAZ, LUPE	1,096	234	856	6
GRIFFIN, GAIL	1,327	310	1,008	9
Write-In Totals	10	0	10	0
Not Assigned	10	0	10	0
Total Votes Cast	3,262	641	2,604	17

Corporation Commissioner

Vote For 3

	TOTAL	Polls	Early Provisional	S
AGUILAR, YLENIA	747	81	664	2
HILL, JONATHON	698	66	630	2
POLACHECK, JOSHUA	645	49	594	2
LOPEZ, RENE	1,217	277	933	7
MARQUEZ PETERSON, LEA	1,140	230	903	7
WALDEN, RACHEL	1,243	274	960	9
CEASE, MIKE	73	18	55	0
LUXENBERG, NINA	95	23	72	0
Write-In Totals	5	1	4	0
Write-In: Bertone, Frank	0	0	0	0
Not Assigned	5	1	4	0
Total Votes Cast	5,863	1,019	4,815	29

Precinct 249

Board of Supervisors District 4

Vote For 1

	TOTAL	Polls	Early Provisional	S
BECHTOL, VANESSA	802	95	705	2
CHRISTY, STEPHEN W. "STEVE"	1,465	354	1,100	11
Write-In Totals	3	0	3	0
Not Assigned	3	0	3	0
Total Votes Cast	2,270	449	1,808	13

County Assessor

Vote For 1

	TOTAL	Polls	Early Provisional	S
DROUBIE, SUZANNE	1,325	229	1,088	8
Write-In Totals	147	42	103	2
Not Assigned	147	42	103	2
Total Votes Cast	1,472	271	1,191	10

County Attorney

Vote For 1

	TOTAL	Polls	Early Provisional	S
CONOVER, LAURA	1,014	142	867	5
DRUAN, HOWARD	685	178	501	6
Write-In Totals	77	18	58	1
Not Assigned	77	18	58	1
Total Votes Cast	1,776	338	1,426	12

County Recorder

Vote For 1

	TOTAL	Polls	Early Provisional	S
CÁZARES-KELLY, GABRIELLA	880	118	759	3
CAMPBELL-GONZALEZ, DOMINIC	1,331	323	999	9
Write-In Totals	6	0	6	0
Not Assigned	6	0	6	0
Total Votes Cast	2,217	441	1,764	12

County Sheriff

Vote For 1

	TOTAL	Polls	Early Provisional	S
NANOS, CHRIS	724	104	617	3
LAPPIN, HEATHER	1,581	363	1,207	11
Write-In Totals	7	0	7	0
Write-In: Di Genova, Trista	0	0	0	0
Not Assigned	7	0	7	0
Total Votes Cast	2,312	467	1,831	14

Precinct 249

County Superintendent of Schools

Vote For 1

	TOTAL	Polls	Early Provisional	S
WILLIAMS, DUSTIN	1,305	231	1,066	8
Write-In Totals	142	35	105	2
Not Assigned	142	35	105	2
Total Votes Cast	1,447	266	1,171	10

County Treasurer

Vote For 1

	TOTAL	Polls	Early Provisional	S
JOHNSON, BRIAN	767	90	675	2
ACKERLEY, CHRIS	1,494	359	1,124	11
Write-In Totals	2	0	2	0
Not Assigned	2	0	2	0
Total Votes Cast	2,263	449	1,801	13

Constable Precinct 7

Vote For 1

	TOTAL	Polls	Early Provisional	S
SCHENEK JR., THOMAS	1,790	403	1,374	13
Write-In Totals	38	0	38	0
Not Assigned	38	0	38	0
Total Votes Cast	1,828	403	1,412	13

KING, KATHRYN H.

Vote For 1

	TOTAL	Polls	Early Provisional	S
Yes / Si	1,213	267	936	10
No	656	95	558	3
Total Votes Cast	1,869	362	1,494	13

BOLICK, CLINT

Vote For 1

	TOTAL	Polls	Early Provisional	S
Yes / Si	1,174	260	903	11
No	688	96	590	2
Total Votes Cast	1,862	356	1,493	13

ECKERSTROM, PETER J.

Vote For 1

	TOTAL	Polls	Early Provisional	S
Yes / Si	1,233	255	966	12
No	536	97	438	1
Total Votes Cast	1,769	352	1,404	13

Precinct 249

STARING, CHRISTOPHER P.

Vote For 1

	TOTAL	Polls	Early Provisional	S
Yes / Si	1,264	269	984	11
No	500	83	415	2
Total Votes Cast	1,764	352	1,399	13

GRIFFIN, BRENDEN J.

Vote For 1

	TOTAL	Polls	Early Provisional	S
Yes / Si	1,240	250	980	10
No	462	82	378	2
Total Votes Cast	1,702	332	1,358	12

LEE, KENNETH

Vote For 1

	TOTAL	Polls	Early Provisional	S
Yes / Si	1,258	253	995	10
No	450	85	363	2
Total Votes Cast	1,708	338	1,358	12

BRYSON, KYLE A.

Vote For 1

	TOTAL	Polls	Early Provisional	S
Yes / Si	1,261	245	1,005	11
No	440	90	349	1
Total Votes Cast	1,701	335	1,354	12

COHEN, GARY J.

Vote For 1

	TOTAL	Polls	Early Provisional	S
Yes / Si	1,252	241	1,000	11
No	442	87	353	2
Total Votes Cast	1,694	328	1,353	13

GORDON, RICHARD E.

Vote For 1

	TOTAL	Polls	Early Provisional	S
Yes / Si	1,242	248	983	11
No	459	88	370	1
Total Votes Cast	1,701	336	1,353	12

Precinct 249

BUTLER, MICHAEL J.

Vote For 1

	TOTAL	Polls	Early Provisional	S
Yes / Si	1,253	250	992	11
No	446	86	359	1
Total Votes Cast	1,699	336	1,351	12

YEHLING, WAYNE E.

Vote For 1

	TOTAL	Polls	Early Provisional	S
Yes / Si	1,226	241	976	9
No	474	94	377	3
Total Votes Cast	1,700	335	1,353	12

CONSTANT, DANIELLE J.K.

Vote For 1

	TOTAL	Polls	Early Provisional	S
Yes / Si	1,205	240	956	9
No	492	93	397	2
Total Votes Cast	1,697	333	1,353	11

METCALF, D. DOUGLAS

Vote For 1

	TOTAL	Polls	Early Provisional	S
Yes / Si	1,219	237	973	9
No	482	96	383	3
Total Votes Cast	1,701	333	1,356	12

MCGINLEY, CASEY F.

Vote For 1

	TOTAL	Polls	Early Provisional	S
Yes / Si	1,259	248	1,002	9
No	442	85	354	3
Total Votes Cast	1,701	333	1,356	12

SAKALL, GREG

Vote For 1

	TOTAL	Polls	Early Provisional	S
Yes / Si	1,243	241	991	11
No	456	90	365	1
Total Votes Cast	1,699	331	1,356	12

Precinct 249

WAGENER, JOAN L.

Vote For 1		TOTAL	Polls	Early Provisional	S
Yes / Si		1,229	242	976	11
No		462	90	371	1
Total Votes Cast		1,691	332	1,347	12

JOHNSON, KELLIE L.

Vote For 1		TOTAL	Polls	Early Provisional	S
Yes / Si		1,180	239	932	9
No		525	95	428	2
Total Votes Cast		1,705	334	1,360	11

ORTIZ, KIMBERLY H.

Vote For 1		TOTAL	Polls	Early Provisional	S
Yes / Si		1,270	249	1,011	10
No		426	84	340	2
Total Votes Cast		1,696	333	1,351	12

MCDONALD, SCOTT DAVID

Vote For 1		TOTAL	Polls	Early Provisional	S
Yes / Si		1,233	241	981	11
No		461	92	368	1
Total Votes Cast		1,694	333	1,349	12

ABRAMS, LISA ILKA

Vote For 1		TOTAL	Polls	Early Provisional	S
Yes / Si		1,246	242	993	11
No		453	94	358	1
Total Votes Cast		1,699	336	1,351	12

Governing Board - Vail Unified School District No. 20

Vote For 3		TOTAL	Polls	Early Provisional	S
KING, CHRISTOPHER		1,038	192	841	5
MOORE, LAURA		958	184	767	7
MOTHERSHED, JOHN		501	99	400	2
PRATT, ALLISON		1,077	198	873	6
TIPPETT, CALLIE BASHAM		983	147	828	8
Write-In Totals		43	3	40	0
Not Assigned		43	3	40	0
Total Votes Cast		4,600	823	3,749	28

Precinct 249

PROPOSITION 133

Vote For 1				
	TOTAL	Polls	Early Provisional	S
Yes / Si	941	207	730	4
No	1,196	219	968	9
Total Votes Cast	2,137	426	1,698	13

PROPOSITION 134

Vote For 1				
	TOTAL	Polls	Early Provisional	S
Yes / Si	1,004	229	771	4
No	1,131	199	924	8
Total Votes Cast	2,135	428	1,695	12

PROPOSITION 135

Vote For 1				
	TOTAL	Polls	Early Provisional	S
Yes / Si	1,121	257	855	9
No	994	164	826	4
Total Votes Cast	2,115	421	1,681	13

PROPOSITION 136

Vote For 1				
	TOTAL	Polls	Early Provisional	S
Yes / Si	817	198	612	7
No	1,277	219	1,053	5
Total Votes Cast	2,094	417	1,665	12

PROPOSITION 137

Vote For 1				
	TOTAL	Polls	Early Provisional	S
Yes / Si	464	104	357	3
No	1,656	315	1,332	9
Total Votes Cast	2,120	419	1,689	12

PROPOSITION 138

Vote For 1				
	TOTAL	Polls	Early Provisional	S
Yes / Si	529	107	419	3
No	1,655	328	1,317	10
Total Votes Cast	2,184	435	1,736	13

Precinct 249

PROPOSITION 139

Vote For 1

	TOTAL	Polls	Early Provisional	S
Yes / Si	1,302	222	1,073	7
No	1,003	244	752	7
Total Votes Cast	2,305	466	1,825	14

PROPOSITION 140

Vote For 1

	TOTAL	Polls	Early Provisional	S
Yes / Si	1,014	225	783	6
No	1,231	223	1,000	8
Total Votes Cast	2,245	448	1,783	14

PROPOSITION 311

Vote For 1

	TOTAL	Polls	Early Provisional	S
Yes / Si	1,650	370	1,269	11
No	623	89	531	3
Total Votes Cast	2,273	459	1,800	14

PROPOSITION 312

Vote For 1

	TOTAL	Polls	Early Provisional	S
Yes / Si	1,528	344	1,174	10
No	719	104	612	3
Total Votes Cast	2,247	448	1,786	13

PROPOSITION 313

Vote For 1

	TOTAL	Polls	Early Provisional	S
Yes / Si	1,594	360	1,222	12
No	596	84	511	1
Total Votes Cast	2,190	444	1,733	13

PROPOSITION 314

Vote For 1

	TOTAL	Polls	Early Provisional	S
Yes / Si	1,576	370	1,194	12
No	607	68	538	1
Total Votes Cast	2,183	438	1,732	13

Precinct 249

PROPOSITION 315

Vote For 1

	TOTAL	Polls	Early Provisional	S
Yes / Si	1,123	251	863	9
No	978	167	808	3
Total Votes Cast	2,101	418	1,671	12

Summary Results Report
 General Election
 November 5, 2024

OFFICIAL RESULTS
 Summary of Votes Cast
 County of Pima

Precinct 250

Statistics	TOTAL	Polls	Early Provisional	S
Registered Voters - Total	77			
Ballots Cast - Total	50	10	39	1
Ballots Cast - Blank	3	2	1	0
Voter Turnout - Total	64.94%			

Presidential Electors

Vote For 1	TOTAL	Polls	Early Provisional	S
HARRIS, KAMALA D.	18	1	16	1
TRUMP, DONALD J.	29	7	22	0
OLIVER, CHASE	3	2	1	0
STEIN, JILL	0	0	0	0
Write-In Totals	0	0	0	0
Write-In: Ayyadurai / Ellis	0	0	0	0
Write-In: Boddie / Stoneham	0	0	0	0
Write-In: De la Cruz / Garcia	0	0	0	0
Write-In: Shelton / Serra	0	0	0	0
Write-In: Skousen / Combs	0	0	0	0
Not Assigned	0	0	0	0
Total Votes Cast	50	10	39	1

U.S. Senator

Vote For 1	TOTAL	Polls	Early Provisional	S
GALLEGO, RUBEN	16	1	15	0
LAKE, KARI	27	7	20	0
QUINTANA, EDUARDO	3	1	1	1
Write-In Totals	1	1	0	0
Write-In: Williams, Sarah	0	0	0	0
Write-In: Beckett, Christopher	0	0	0	0
Write-In: Sanders, Steven Cavin	0	0	0	0
Write-In: Bozic, David	0	0	0	0
Write-In: Petty, Shawn	0	0	0	0
Write-In: Rodriguez, Benjamin	0	0	0	0
Write-In: Prosser, Jannie "Jannie"	0	0	0	0
Not Assigned	1	1	0	0
Total Votes Cast	47	10	36	1

U.S. Representative in Congress District 7

Vote For 1	TOTAL	Polls	Early Provisional	S
GRIJALVA, RAÚL M.	16	2	13	1
BUTIEREZ SR., DANIEL FRANCIS	30	8	22	0
Write-In Totals	0	0	0	0
Not Assigned	0	0	0	0
Total Votes Cast	46	10	35	1

Summary Results Report
 General Election
 November 5, 2024

OFFICIAL RESULTS
 Summary of Votes Cast
 County of Pima

Precinct 250

State Senator District 23

Vote For 1

	TOTAL	Polls	Early Provisional	S
FERNANDEZ, BRIAN	13	1	11	1
ALTHERR, MICHELLE	30	9	21	0
Write-In Totals	0	0	0	0
Not Assigned	0	0	0	0
Total Votes Cast	43	10	32	1

State Representative Dist. 23

Vote For 2

	TOTAL	Polls	Early Provisional	S
ROSALES, MATIAS	8	0	8	0
SANDOVAL, MARIANA	15	2	12	1
PENA, MICHELE	28	8	20	0
Write-In Totals	1	0	1	0
Not Assigned	1	0	1	0
Total Votes Cast	52	10	41	1

Corporation Commissioner

Vote For 3

	TOTAL	Polls	Early Provisional	S
AGUILAR, YLENIA	11	1	9	1
HILL, JONATHON	11	1	10	0
POLACHECK, JOSHUA	7	0	7	0
LOPEZ, RENE	27	8	19	0
MARQUEZ PETERSON, LEA	27	6	21	0
WALDEN, RACHEL	26	6	20	0
CEASE, MIKE	1	0	1	0
LUXENBERG, NINA	1	0	1	0
Write-In Totals	0	0	0	0
Write-In: Bertone, Frank	0	0	0	0
Not Assigned	0	0	0	0
Total Votes Cast	111	22	88	1

Board of Supervisors District 3

Vote For 1

	TOTAL	Polls	Early Provisional	S
ALLEN, JENNIFER "JEN"	16	2	13	1
WITTENBRAKER, JANET "JL"	28	8	20	0
BAH, IMAN-UTOPIA LAYJOU	1	0	1	0
Write-In Totals	0	0	0	0
Not Assigned	0	0	0	0
Total Votes Cast	45	10	34	1

Precinct 250

County Assessor

Vote For 1

	TOTAL	Polls	Early Provisional	S
DROUBIE, SUZANNE	24	5	18	1
Write-In Totals	2	0	2	0
Not Assigned	2	0	2	0
Total Votes Cast	26	5	20	1

County Attorney

Vote For 1

	TOTAL	Polls	Early Provisional	S
CONOVER, LAURA	18	3	14	1
DRUAN, HOWARD	14	5	9	0
Write-In Totals	0	0	0	0
Not Assigned	0	0	0	0
Total Votes Cast	32	8	23	1

County Recorder

Vote For 1

	TOTAL	Polls	Early Provisional	S
CÁZARES-KELLY, GABRIELLA	17	2	14	1
CAMPBELL-GONZALEZ, DOMINIC	28	8	20	0
Write-In Totals	0	0	0	0
Not Assigned	0	0	0	0
Total Votes Cast	45	10	34	1

County Sheriff

Vote For 1

	TOTAL	Polls	Early Provisional	S
NANOS, CHRIS	9	2	6	1
LAPPIN, HEATHER	36	8	28	0
Write-In Totals	0	0	0	0
Write-In: Di Genova, Trista	0	0	0	0
Not Assigned	0	0	0	0
Total Votes Cast	45	10	34	1

County Superintendent of Schools

Vote For 1

	TOTAL	Polls	Early Provisional	S
WILLIAMS, DUSTIN	23	5	17	1
Write-In Totals	3	0	3	0
Not Assigned	3	0	3	0
Total Votes Cast	26	5	20	1

Precinct 250

County Treasurer

Vote For 1

	TOTAL	Polls	Early Provisional	S
JOHNSON, BRIAN	12	1	10	1
ACKERLEY, CHRIS	32	9	23	0
Write-In Totals	0	0	0	0
Not Assigned	0	0	0	0
Total Votes Cast	44	10	33	1

Justice of the Peace Precinct 4

Vote For 1

	TOTAL	Polls	Early Provisional	S
PESQUIERA, CHARLENE	25	5	19	1
Write-In Totals	3	0	3	0
Not Assigned	3	0	3	0
Total Votes Cast	28	5	22	1

Constable Precinct 4

Vote For 1

	TOTAL	Polls	Early Provisional	S
ETHRIDGE-NIELSEN, TRACY	24	5	18	1
Write-In Totals	3	0	3	0
Not Assigned	3	0	3	0
Total Votes Cast	27	5	21	1

KING, KATHRYN H.

Vote For 1

	TOTAL	Polls	Early Provisional	S
Yes / Si	23	6	17	0
No	10	1	8	1
Total Votes Cast	33	7	25	1

BOLICK, CLINT

Vote For 1

	TOTAL	Polls	Early Provisional	S
Yes / Si	24	6	17	1
No	8	1	7	0
Total Votes Cast	32	7	24	1

ECKERSTROM, PETER J.

Vote For 1

	TOTAL	Polls	Early Provisional	S
Yes / Si	21	6	14	1
No	8	1	7	0
Total Votes Cast	29	7	21	1

Precinct 250

STARING, CHRISTOPHER P.

Vote For 1

	TOTAL	Polls	Early Provisional	S
Yes / Si	24	6	18	0
No	7	1	5	1
Total Votes Cast	31	7	23	1

GRIFFIN, BRENDEN J.

Vote For 1

	TOTAL	Polls	Early Provisional	S
Yes / Si	21	6	15	0
No	10	2	7	1
Total Votes Cast	31	8	22	1

LEE, KENNETH

Vote For 1

	TOTAL	Polls	Early Provisional	S
Yes / Si	23	6	17	0
No	8	2	5	1
Total Votes Cast	31	8	22	1

BRYSON, KYLE A.

Vote For 1

	TOTAL	Polls	Early Provisional	S
Yes / Si	26	7	18	1
No	6	1	5	0
Total Votes Cast	32	8	23	1

COHEN, GARY J.

Vote For 1

	TOTAL	Polls	Early Provisional	S
Yes / Si	24	7	16	1
No	5	1	4	0
Total Votes Cast	29	8	20	1

GORDON, RICHARD E.

Vote For 1

	TOTAL	Polls	Early Provisional	S
Yes / Si	22	7	15	0
No	8	1	6	1
Total Votes Cast	30	8	21	1

Precinct 250

BUTLER, MICHAEL J.

Vote For 1

	TOTAL	Polls	Early Provisional	S
Yes / Si	23	7	15	1
No	6	1	5	0
Total Votes Cast	29	8	20	1

YEHLING, WAYNE E.

Vote For 1

	TOTAL	Polls	Early Provisional	S
Yes / Si	24	7	16	1
No	5	1	4	0
Total Votes Cast	29	8	20	1

CONSTANT, DANIELLE J.K.

Vote For 1

	TOTAL	Polls	Early Provisional	S
Yes / Si	19	7	12	0
No	11	1	9	1
Total Votes Cast	30	8	21	1

METCALF, D. DOUGLAS

Vote For 1

	TOTAL	Polls	Early Provisional	S
Yes / Si	24	6	17	1
No	6	2	4	0
Total Votes Cast	30	8	21	1

MCGINLEY, CASEY F.

Vote For 1

	TOTAL	Polls	Early Provisional	S
Yes / Si	23	7	16	0
No	5	1	3	1
Total Votes Cast	28	8	19	1

SAKALL, GREG

Vote For 1

	TOTAL	Polls	Early Provisional	S
Yes / Si	24	7	17	0
No	6	1	4	1
Total Votes Cast	30	8	21	1

Precinct 250

WAGENER, JOAN L.

Vote For 1

	TOTAL	Polls	Early Provisional	S
Yes / Si	22	7	15	0
No	7	1	5	1
Total Votes Cast	29	8	20	1

JOHNSON, KELLIE L.

Vote For 1

	TOTAL	Polls	Early Provisional	S
Yes / Si	23	6	17	0
No	7	1	5	1
Total Votes Cast	30	7	22	1

ORTIZ, KIMBERLY H.

Vote For 1

	TOTAL	Polls	Early Provisional	S
Yes / Si	23	7	16	0
No	6	1	4	1
Total Votes Cast	29	8	20	1

MCDONALD, SCOTT DAVID

Vote For 1

	TOTAL	Polls	Early Provisional	S
Yes / Si	23	7	16	0
No	6	1	4	1
Total Votes Cast	29	8	20	1

ABRAMS, LISA ILKA

Vote For 1

	TOTAL	Polls	Early Provisional	S
Yes / Si	22	7	15	0
No	7	1	5	1
Total Votes Cast	29	8	20	1

Board of Governors - Pima Community College Dist. 3

Vote For 1

	TOTAL	Polls	Early Provisional	S
GARCIA, MARIA DE LA LUZ	12	3	8	1
RANDALL, KRISTEN	19	4	15	0
Write-In Totals	0	0	0	0
Not Assigned	0	0	0	0
Total Votes Cast	31	7	23	1

Precinct 250

PROPOSITION 133

Vote For 1

	TOTAL	Polls	Early Provisional	S
Yes / Si	20	6	13	1
No	23	3	20	0
Total Votes Cast	43	9	33	1

PROPOSITION 134

Vote For 1

	TOTAL	Polls	Early Provisional	S
Yes / Si	20	6	14	0
No	24	3	20	1
Total Votes Cast	44	9	34	1

PROPOSITION 135

Vote For 1

	TOTAL	Polls	Early Provisional	S
Yes / Si	20	6	14	0
No	23	3	19	1
Total Votes Cast	43	9	33	1

PROPOSITION 136

Vote For 1

	TOTAL	Polls	Early Provisional	S
Yes / Si	17	4	13	0
No	25	5	19	1
Total Votes Cast	42	9	32	1

PROPOSITION 137

Vote For 1

	TOTAL	Polls	Early Provisional	S
Yes / Si	7	4	3	0
No	35	5	29	1
Total Votes Cast	42	9	32	1

PROPOSITION 138

Vote For 1

	TOTAL	Polls	Early Provisional	S
Yes / Si	13	4	8	1
No	31	5	26	0
Total Votes Cast	44	9	34	1

Precinct 250

PROPOSITION 139

Vote For 1

	TOTAL	Polls	Early Provisional	S
Yes / Si	28	4	24	0
No	19	5	13	1
Total Votes Cast	47	9	37	1

PROPOSITION 140

Vote For 1

	TOTAL	Polls	Early Provisional	S
Yes / Si	17	4	13	0
No	29	5	23	1
Total Votes Cast	46	9	36	1

PROPOSITION 311

Vote For 1

	TOTAL	Polls	Early Provisional	S
Yes / Si	31	6	24	1
No	12	3	9	0
Total Votes Cast	43	9	33	1

PROPOSITION 312

Vote For 1

	TOTAL	Polls	Early Provisional	S
Yes / Si	27	7	20	0
No	16	2	13	1
Total Votes Cast	43	9	33	1

PROPOSITION 313

Vote For 1

	TOTAL	Polls	Early Provisional	S
Yes / Si	28	7	21	0
No	12	2	9	1
Total Votes Cast	40	9	30	1

PROPOSITION 314

Vote For 1

	TOTAL	Polls	Early Provisional	S
Yes / Si	31	8	23	0
No	9	1	7	1
Total Votes Cast	40	9	30	1

Precinct 250

PROPOSITION 315

Vote For 1

	TOTAL	Polls	Early Provisional	S
Yes / Si	21	6	15	0
No	18	3	14	1
Total Votes Cast	39	9	29	1

Summary Results Report
 General Election
 November 5, 2024

OFFICIAL RESULTS
 Summary of Votes Cast
 County of Pima

Precinct 252

Statistics	TOTAL	Polls	Early Provisional	s
Registered Voters - Total	2,491			
Ballots Cast - Total	2,137	274	1,858	5
Ballots Cast - Blank	28	10	18	0
Voter Turnout - Total	85.79%			

Presidential Electors

Vote For 1	TOTAL	Polls	Early Provisional	s
HARRIS, KAMALA D.	1,014	80	931	3
TRUMP, DONALD J.	1,072	189	881	2
OLIVER, CHASE	13	1	12	0
STEIN, JILL	9	1	8	0
Write-In Totals	8	2	6	0
Write-In: Ayyadurai / Ellis	0	0	0	0
Write-In: Boddie / Stoneham	0	0	0	0
Write-In: De la Cruz / Garcia	0	0	0	0
Write-In: Shelton / Serra	0	0	0	0
Write-In: Skousen / Combs	0	0	0	0
Not Assigned	8	2	6	0
Total Votes Cast	2,116	273	1,838	5

U.S. Senator

Vote For 1	TOTAL	Polls	Early Provisional	s
GALLEGO, RUBEN	1,051	83	965	3
LAKE, KARI	976	173	801	2
QUINTANA, EDUARDO	44	7	37	0
Write-In Totals	6	0	6	0
Write-In: Williams, Sarah	0	0	0	0
Write-In: Beckett, Christopher	0	0	0	0
Write-In: Sanders, Steven Cavin	0	0	0	0
Write-In: Bozic, David	0	0	0	0
Write-In: Petty, Shawn	0	0	0	0
Write-In: Rodriguez, Benjamin	0	0	0	0
Write-In: Prosser, Jannie "Jannie"	0	0	0	0
Not Assigned	6	0	6	0
Total Votes Cast	2,077	263	1,809	5

Summary Results Report
 General Election
 November 5, 2024

OFFICIAL RESULTS
 Summary of Votes Cast
 County of Pima

Precinct 252

U.S. Representative in Congress District 6

Vote For 1

	TOTAL	Polls	Early Provisional	s
ENGEL, KIRSTEN	961	73	885	3
CISCOMANI, JUAN	1,049	180	867	2
EASTWOOD, ATHENA	50	7	43	0
Write-In Totals	3	0	3	0
Write-In: Pozzolo, Luis	0	0	0	0
Not Assigned	3	0	3	0
Total Votes Cast	2,063	260	1,798	5

State Senator District 18

Vote For 1

	TOTAL	Polls	Early Provisional	s
SUNDARESHAN, PRIYA	1,147	107	1,039	1
Write-In Totals	74	13	61	0
Not Assigned	74	13	61	0
Total Votes Cast	1,221	120	1,100	1

State Representative Dist. 18

Vote For 2

	TOTAL	Polls	Early Provisional	s
GUTIERREZ, NANCY	892	69	823	0
MATHIS, CHRIS	884	65	818	1
ROSENBLUM, LEONARD "LEN"	1,040	175	865	0
Write-In Totals	19	2	17	0
Not Assigned	19	2	17	0
Total Votes Cast	2,835	311	2,523	1

Corporation Commissioner

Vote For 3

	TOTAL	Polls	Early Provisional	s
AGUILAR, YLENIA	847	54	791	2
HILL, JONATHON	843	55	786	2
POLACHECK, JOSHUA	818	54	762	2
LOPEZ, RENE	889	123	765	1
MARQUEZ PETERSON, LEA	904	125	778	1
WALDEN, RACHEL	952	138	812	2
CEASE, MIKE	73	14	59	0
LUXENBERG, NINA	68	9	59	0
Write-In Totals	1	0	1	0
Write-In: Bertone, Frank	0	0	0	0
Not Assigned	1	0	1	0
Total Votes Cast	5,395	572	4,813	10

Precinct 252

Board of Supervisors District 1

Vote For 1

	TOTAL	Polls	Early Provisional	S
SCOTT, REX	937	68	868	1
SPAIN, STEVE	1,086	182	903	1
Write-In Totals	1	0	1	0
Not Assigned	1	0	1	0
Total Votes Cast	2,024	250	1,772	2

County Assessor

Vote For 1

	TOTAL	Polls	Early Provisional	S
DROUBIE, SUZANNE	1,190	110	1,077	3
Write-In Totals	56	13	43	0
Not Assigned	56	13	43	0
Total Votes Cast	1,246	123	1,120	3

County Attorney

Vote For 1

	TOTAL	Polls	Early Provisional	S
CONOVER, LAURA	1,033	83	946	4
DRUAN, HOWARD	413	83	329	1
Write-In Totals	43	9	34	0
Not Assigned	43	9	34	0
Total Votes Cast	1,489	175	1,309	5

County Recorder

Vote For 1

	TOTAL	Polls	Early Provisional	S
CÁZARES-KELLY, GABRIELLA	975	74	898	3
CAMPBELL-GONZALEZ, DOMINIC	987	167	818	2
Write-In Totals	0	0	0	0
Not Assigned	0	0	0	0
Total Votes Cast	1,962	241	1,716	5

County Sheriff

Vote For 1

	TOTAL	Polls	Early Provisional	S
NANOS, CHRIS	749	58	688	3
LAPPIN, HEATHER	1,272	193	1,077	2
Write-In Totals	6	1	5	0
Write-In: Di Genova, Trista	0	0	0	0
Not Assigned	6	1	5	0
Total Votes Cast	2,027	252	1,770	5

Precinct 252

County Superintendent of Schools

Vote For 1

	TOTAL	Polls	Early Provisional	S
WILLIAMS, DUSTIN	1,175	114	1,058	3
Write-In Totals	51	14	37	0
Not Assigned	51	14	37	0
Total Votes Cast	1,226	128	1,095	3

County Treasurer

Vote For 1

	TOTAL	Polls	Early Provisional	S
JOHNSON, BRIAN	873	60	810	3
ACKERLEY, CHRIS	1,113	184	927	2
Write-In Totals	0	0	0	0
Not Assigned	0	0	0	0
Total Votes Cast	1,986	244	1,737	5

Constable Precinct 1

Vote For 1

	TOTAL	Polls	Early Provisional	S
ROOSEVELT, MARK	918	72	845	1
ROWLAND, DANIEL	1,031	169	861	1
Write-In Totals	0	0	0	0
Not Assigned	0	0	0	0
Total Votes Cast	1,949	241	1,706	2

KING, KATHRYN H.

Vote For 1

	TOTAL	Polls	Early Provisional	S
Yes / Si	917	133	783	1
No	731	54	676	1
Total Votes Cast	1,648	187	1,459	2

BOLICK, CLINT

Vote For 1

	TOTAL	Polls	Early Provisional	S
Yes / Si	890	128	761	1
No	753	59	693	1
Total Votes Cast	1,643	187	1,454	2

ECKERSTROM, PETER J.

Vote For 1

	TOTAL	Polls	Early Provisional	S
Yes / Si	1,126	128	997	1
No	392	52	340	0
Total Votes Cast	1,518	180	1,337	1

Precinct 252

STARING, CHRISTOPHER P.

Vote For 1

	TOTAL	Polls	Early Provisional	S
Yes / Si	1,107	130	976	1
No	395	48	347	0
Total Votes Cast	1,502	178	1,323	1

GRIFFIN, BRENDEN J.

Vote For 1

	TOTAL	Polls	Early Provisional	S
Yes / Si	1,085	126	958	1
No	373	44	329	0
Total Votes Cast	1,458	170	1,287	1

LEE, KENNETH

Vote For 1

	TOTAL	Polls	Early Provisional	S
Yes / Si	1,060	120	939	1
No	398	46	352	0
Total Votes Cast	1,458	166	1,291	1

BRYSON, KYLE A.

Vote For 1

	TOTAL	Polls	Early Provisional	S
Yes / Si	1,099	120	978	1
No	363	47	316	0
Total Votes Cast	1,462	167	1,294	1

COHEN, GARY J.

Vote For 1

	TOTAL	Polls	Early Provisional	S
Yes / Si	1,072	120	951	1
No	374	47	327	0
Total Votes Cast	1,446	167	1,278	1

GORDON, RICHARD E.

Vote For 1

	TOTAL	Polls	Early Provisional	S
Yes / Si	1,099	122	976	1
No	351	44	307	0
Total Votes Cast	1,450	166	1,283	1

Precinct 252

BUTLER, MICHAEL J.

Vote For 1

	TOTAL	Polls	Early Provisional	S
Yes / Si	1,086	122	963	1
No	375	45	330	0
Total Votes Cast	1,461	167	1,293	1

YEHLING, WAYNE E.

Vote For 1

	TOTAL	Polls	Early Provisional	S
Yes / Si	1,057	121	935	1
No	397	47	350	0
Total Votes Cast	1,454	168	1,285	1

CONSTANT, DANIELLE J.K.

Vote For 1

	TOTAL	Polls	Early Provisional	S
Yes / Si	1,055	123	931	1
No	399	45	354	0
Total Votes Cast	1,454	168	1,285	1

METCALF, D. DOUGLAS

Vote For 1

	TOTAL	Polls	Early Provisional	S
Yes / Si	1,076	120	955	1
No	378	48	330	0
Total Votes Cast	1,454	168	1,285	1

MCGINLEY, CASEY F.

Vote For 1

	TOTAL	Polls	Early Provisional	S
Yes / Si	1,115	119	995	1
No	339	47	292	0
Total Votes Cast	1,454	166	1,287	1

SAKALL, GREG

Vote For 1

	TOTAL	Polls	Early Provisional	S
Yes / Si	1,098	120	977	1
No	375	46	329	0
Total Votes Cast	1,473	166	1,306	1

Precinct 252

WAGENER, JOAN L.

Vote For 1

	TOTAL	Polls	Early Provisional	S
Yes / Si	1,080	125	954	1
No	368	42	326	0
Total Votes Cast	1,448	167	1,280	1

JOHNSON, KELLIE L.

Vote For 1

	TOTAL	Polls	Early Provisional	S
Yes / Si	959	116	842	1
No	532	53	479	0
Total Votes Cast	1,491	169	1,321	1

ORTIZ, KIMBERLY H.

Vote For 1

	TOTAL	Polls	Early Provisional	S
Yes / Si	1,093	124	968	1
No	349	44	305	0
Total Votes Cast	1,442	168	1,273	1

MCDONALD, SCOTT DAVID

Vote For 1

	TOTAL	Polls	Early Provisional	S
Yes / Si	1,054	121	932	1
No	392	45	347	0
Total Votes Cast	1,446	166	1,279	1

ABRAMS, LISA ILKA

Vote For 1

	TOTAL	Polls	Early Provisional	S
Yes / Si	1,095	125	969	1
No	380	45	335	0
Total Votes Cast	1,475	170	1,304	1

PROPOSITION 133

Vote For 1

	TOTAL	Polls	Early Provisional	S
Yes / Si	740	98	641	1
No	1,165	135	1,027	3
Total Votes Cast	1,905	233	1,668	4

Precinct 252

PROPOSITION 134

Vote For 1				
	TOTAL	Polls	Early Provisional	S
Yes / Si	721	98	623	0
No	1,179	132	1,044	3
Total Votes Cast	1,900	230	1,667	3

PROPOSITION 135

Vote For 1				
	TOTAL	Polls	Early Provisional	S
Yes / Si	806	116	690	0
No	1,079	115	962	2
Total Votes Cast	1,885	231	1,652	2

PROPOSITION 136

Vote For 1				
	TOTAL	Polls	Early Provisional	S
Yes / Si	620	86	534	0
No	1,240	137	1,101	2
Total Votes Cast	1,860	223	1,635	2

PROPOSITION 137

Vote For 1				
	TOTAL	Polls	Early Provisional	S
Yes / Si	366	52	313	1
No	1,515	178	1,335	2
Total Votes Cast	1,881	230	1,648	3

PROPOSITION 138

Vote For 1				
	TOTAL	Polls	Early Provisional	S
Yes / Si	421	59	362	0
No	1,512	177	1,332	3
Total Votes Cast	1,933	236	1,694	3

PROPOSITION 139

Vote For 1				
	TOTAL	Polls	Early Provisional	S
Yes / Si	1,269	125	1,140	4
No	775	133	641	1
Total Votes Cast	2,044	258	1,781	5

Precinct 252

PROPOSITION 140

Vote For 1

	TOTAL	Polls	Early Provisional	S
Yes / Si	775	99	673	3
No	1,205	141	1,064	0
Total Votes Cast	1,980	240	1,737	3

PROPOSITION 311

Vote For 1

	TOTAL	Polls	Early Provisional	S
Yes / Si	1,221	174	1,043	4
No	765	71	694	0
Total Votes Cast	1,986	245	1,737	4

PROPOSITION 312

Vote For 1

	TOTAL	Polls	Early Provisional	S
Yes / Si	1,103	164	939	0
No	860	78	780	2
Total Votes Cast	1,963	242	1,719	2

PROPOSITION 313

Vote For 1

	TOTAL	Polls	Early Provisional	S
Yes / Si	1,161	159	998	4
No	783	82	701	0
Total Votes Cast	1,944	241	1,699	4

PROPOSITION 314

Vote For 1

	TOTAL	Polls	Early Provisional	S
Yes / Si	1,157	167	989	1
No	784	68	714	2
Total Votes Cast	1,941	235	1,703	3

PROPOSITION 315

Vote For 1

	TOTAL	Polls	Early Provisional	S
Yes / Si	842	116	725	1
No	1,009	103	904	2
Total Votes Cast	1,851	219	1,629	3

Precinct 252

PROPOSITION 412 - Amphitheater Unified School District No. 10

Vote For 1

	TOTAL	Polls	Early Provisional	S
Bond Approval, Yes / Aprobación de Bonos, Sí	1,016	104	911	1
Bond Approval, No / Aprobación de Bonos, No	817	112	705	0
Total Votes Cast	1,833	216	1,616	1

PROPOSITION 413 - Amphitheater Unified School District No. 10

Vote For 1

	TOTAL	Polls	Early Provisional	S
Budget Override Continuation, Yes / Continuación del Aumento al Presupuesto, Sí	1,009	108	900	1
Budget Override Continuation, No / Continuación del Aumento al Presupuesto, No	815	108	707	0
Total Votes Cast	1,824	216	1,607	1

Precinct 253

Statistics	TOTAL	Polls	Early Provisional	s
Registered Voters - Total	242			
Ballots Cast - Total	163	38	124	1
Ballots Cast - Blank	5	3	2	0
Voter Turnout - Total	67.36%			

Presidential Electors

Vote For 1

	TOTAL	Polls	Early Provisional	s
HARRIS, KAMALA D.	109	17	92	0
TRUMP, DONALD J.	51	19	31	1
OLIVER, CHASE	1	0	1	0
STEIN, JILL	1	1	0	0
Write-In Totals	1	1	0	0
Write-In: Ayyadurai / Ellis	0	0	0	0
Write-In: Boddie / Stoneham	0	0	0	0
Write-In: De la Cruz / Garcia	0	0	0	0
Write-In: Shelton / Serra	0	0	0	0
Write-In: Skousen / Combs	0	0	0	0
Not Assigned	1	1	0	0
Total Votes Cast	163	38	124	1

U.S. Senator

Vote For 1

	TOTAL	Polls	Early Provisional	s
GALLEGO, RUBEN	114	22	92	0
LAKE, KARI	39	12	26	1
QUINTANA, EDUARDO	4	1	3	0
Write-In Totals	0	0	0	0
Write-In: Williams, Sarah	0	0	0	0
Write-In: Beckett, Christopher	0	0	0	0
Write-In: Sanders, Steven Cavin	0	0	0	0
Write-In: Bozic, David	0	0	0	0
Write-In: Petty, Shawn	0	0	0	0
Write-In: Rodriguez, Benjamin	0	0	0	0
Write-In: Prosser, Jannie "Jannie"	0	0	0	0
Not Assigned	0	0	0	0
Total Votes Cast	157	35	121	1

Precinct 253

U.S. Representative in Congress District 6

Vote For 1

	TOTAL	Polls	Early Provisional	s
ENGEL, KIRSTEN	99	15	84	0
CISCOMANI, JUAN	56	19	36	1
EASTWOOD, ATHENA	1	1	0	0
Write-In Totals	1	1	0	0
Write-In: Pozzolo, Luis	0	0	0	0
Not Assigned	1	1	0	0
Total Votes Cast	157	36	120	1

State Senator District 20

Vote For 1

	TOTAL	Polls	Early Provisional	s
GONZALES, SALLY ANN	123	24	99	0
Write-In Totals	2	1	1	0
Not Assigned	2	1	1	0
Total Votes Cast	125	25	100	0

State Representative Dist. 20

Vote For 2

	TOTAL	Polls	Early Provisional	s
HERNANDEZ, ALMA	100	17	83	0
VILLEGAS, BETTY	100	14	86	0
Write-In Totals	2	0	2	0
Not Assigned	2	0	2	0
Total Votes Cast	202	31	171	0

Corporation Commissioner

Vote For 3

	TOTAL	Polls	Early Provisional	s
AGUILAR, YLENIA	94	14	80	0
HILL, JONATHON	83	12	71	0
POLACHECK, JOSHUA	82	12	70	0
LOPEZ, RENE	40	9	30	1
MARQUEZ PETERSON, LEA	33	7	25	1
WALDEN, RACHEL	36	9	26	1
CEASE, MIKE	9	5	4	0
LUXENBERG, NINA	6	2	4	0
Write-In Totals	0	0	0	0
Write-In: Bertone, Frank	0	0	0	0
Not Assigned	0	0	0	0
Total Votes Cast	383	70	310	3

Precinct 253

Board of Supervisors District 3

Vote For 1

	TOTAL	Polls	Early Provisional	S
ALLEN, JENNIFER "JEN"	93	13	80	0
WITTENBRAKER, JANET "JL"	46	15	31	0
BAH, IMAN-UTOPIA LAYJOU	6	3	3	0
Write-In Totals	0	0	0	0
Not Assigned	0	0	0	0
Total Votes Cast	145	31	114	0

County Assessor

Vote For 1

	TOTAL	Polls	Early Provisional	S
DROUBIE, SUZANNE	123	24	98	1
Write-In Totals	1	0	1	0
Not Assigned	1	0	1	0
Total Votes Cast	124	24	99	1

County Attorney

Vote For 1

	TOTAL	Polls	Early Provisional	S
CONOVER, LAURA	110	20	89	1
DRUAN, HOWARD	18	8	10	0
Write-In Totals	1	0	1	0
Not Assigned	1	0	1	0
Total Votes Cast	129	28	100	1

County Recorder

Vote For 1

	TOTAL	Polls	Early Provisional	S
CÁZARES-KELLY, GABRIELLA	100	15	85	0
CAMPBELL-GONZALEZ, DOMINIC	44	16	27	1
Write-In Totals	0	0	0	0
Not Assigned	0	0	0	0
Total Votes Cast	144	31	112	1

County Sheriff

Vote For 1

	TOTAL	Polls	Early Provisional	S
NANOS, CHRIS	84	12	72	0
LAPPIN, HEATHER	58	18	39	1
Write-In Totals	1	1	0	0
Write-In: Di Genova, Trista	0	0	0	0
Not Assigned	1	1	0	0
Total Votes Cast	143	31	111	1

Precinct 253

County Superintendent of Schools

Vote For 1

	TOTAL	Polls	Early Provisional	S
WILLIAMS, DUSTIN	120	24	95	1
Write-In Totals	1	0	1	0
Not Assigned	1	0	1	0
Total Votes Cast	121	24	96	1

County Treasurer

Vote For 1

	TOTAL	Polls	Early Provisional	S
JOHNSON, BRIAN	88	16	72	0
ACKERLEY, CHRIS	54	14	39	1
Write-In Totals	0	0	0	0
Not Assigned	0	0	0	0
Total Votes Cast	142	30	111	1

Justice of the Peace Precinct 6

Vote For 1

	TOTAL	Polls	Early Provisional	S
BALL, ALEXANDER	121	25	96	0
Write-In Totals	1	0	1	0
Not Assigned	1	0	1	0
Total Votes Cast	122	25	97	0

Constable Precinct 6

Vote For 1

	TOTAL	Polls	Early Provisional	S
BERNAL, BENNETT L.	120	24	96	0
Write-In Totals	1	0	1	0
Not Assigned	1	0	1	0
Total Votes Cast	121	24	97	0

KING, KATHRYN H.

Vote For 1

	TOTAL	Polls	Early Provisional	S
Yes / Si	56	13	42	1
No	73	11	62	0
Total Votes Cast	129	24	104	1

BOLICK, CLINT

Vote For 1

	TOTAL	Polls	Early Provisional	S
Yes / Si	52	10	42	0
No	77	14	62	1
Total Votes Cast	129	24	104	1

Precinct 253

ECKERSTROM, PETER J.

Vote For 1

	TOTAL	Polls	Early Provisional	S
Yes / Si	87	17	69	1
No	33	6	27	0
Total Votes Cast	120	23	96	1

STARING, CHRISTOPHER P.

Vote For 1

	TOTAL	Polls	Early Provisional	S
Yes / Si	76	16	60	0
No	42	7	34	1
Total Votes Cast	118	23	94	1

GRIFFIN, BRENDEN J.

Vote For 1

	TOTAL	Polls	Early Provisional	S
Yes / Si	75	13	61	1
No	40	7	33	0
Total Votes Cast	115	20	94	1

LEE, KENNETH

Vote For 1

	TOTAL	Polls	Early Provisional	S
Yes / Si	74	11	62	1
No	41	9	32	0
Total Votes Cast	115	20	94	1

BRYSON, KYLE A.

Vote For 1

	TOTAL	Polls	Early Provisional	S
Yes / Si	79	12	66	1
No	35	8	27	0
Total Votes Cast	114	20	93	1

COHEN, GARY J.

Vote For 1

	TOTAL	Polls	Early Provisional	S
Yes / Si	79	13	65	1
No	36	7	29	0
Total Votes Cast	115	20	94	1

Precinct 253

GORDON, RICHARD E.

Vote For 1

	TOTAL	Polls	Early Provisional	S
Yes / Si	76	13	62	1
No	37	7	30	0
Total Votes Cast	113	20	92	1

BUTLER, MICHAEL J.

Vote For 1

	TOTAL	Polls	Early Provisional	S
Yes / Si	78	12	65	1
No	35	8	27	0
Total Votes Cast	113	20	92	1

YEHLING, WAYNE E.

Vote For 1

	TOTAL	Polls	Early Provisional	S
Yes / Si	77	13	63	1
No	37	7	30	0
Total Votes Cast	114	20	93	1

CONSTANT, DANIELLE J.K.

Vote For 1

	TOTAL	Polls	Early Provisional	S
Yes / Si	68	11	56	1
No	43	9	34	0
Total Votes Cast	111	20	90	1

METCALF, D. DOUGLAS

Vote For 1

	TOTAL	Polls	Early Provisional	S
Yes / Si	76	13	62	1
No	38	7	31	0
Total Votes Cast	114	20	93	1

MCGINLEY, CASEY F.

Vote For 1

	TOTAL	Polls	Early Provisional	S
Yes / Si	77	13	63	1
No	35	7	28	0
Total Votes Cast	112	20	91	1

Precinct 253

SAKALL, GREG

Vote For 1

	TOTAL	Polls	Early Provisional	S
Yes / Si	70	12	57	1
No	42	8	34	0
Total Votes Cast	112	20	91	1

WAGENER, JOAN L.

Vote For 1

	TOTAL	Polls	Early Provisional	S
Yes / Si	70	11	58	1
No	41	9	32	0
Total Votes Cast	111	20	90	1

JOHNSON, KELLIE L.

Vote For 1

	TOTAL	Polls	Early Provisional	S
Yes / Si	62	11	50	1
No	49	9	40	0
Total Votes Cast	111	20	90	1

ORTIZ, KIMBERLY H.

Vote For 1

	TOTAL	Polls	Early Provisional	S
Yes / Si	73	12	60	1
No	39	8	31	0
Total Votes Cast	112	20	91	1

MCDONALD, SCOTT DAVID

Vote For 1

	TOTAL	Polls	Early Provisional	S
Yes / Si	67	13	53	1
No	43	7	36	0
Total Votes Cast	110	20	89	1

ABRAMS, LISA ILKA

Vote For 1

	TOTAL	Polls	Early Provisional	S
Yes / Si	73	13	59	1
No	40	7	33	0
Total Votes Cast	113	20	92	1

Precinct 253

Board of Governors - Pima Community College Dist. 3

Vote For 1

	TOTAL	Polls	Early Provisional	S
GARCIA, MARIA DE LA LUZ	39	6	33	0
RANDALL, KRISTEN	63	15	48	0
Write-In Totals	1	0	1	0
Not Assigned	1	0	1	0
Total Votes Cast	103	21	82	0

PROPOSITION 133

Vote For 1

	TOTAL	Polls	Early Provisional	S
Yes / Si	47	9	38	0
No	92	20	71	1
Total Votes Cast	139	29	109	1

PROPOSITION 134

Vote For 1

	TOTAL	Polls	Early Provisional	S
Yes / Si	42	14	27	1
No	99	16	83	0
Total Votes Cast	141	30	110	1

PROPOSITION 135

Vote For 1

	TOTAL	Polls	Early Provisional	S
Yes / Si	63	17	46	0
No	77	11	65	1
Total Votes Cast	140	28	111	1

PROPOSITION 136

Vote For 1

	TOTAL	Polls	Early Provisional	S
Yes / Si	44	12	31	1
No	90	15	75	0
Total Votes Cast	134	27	106	1

PROPOSITION 137

Vote For 1

	TOTAL	Polls	Early Provisional	S
Yes / Si	25	8	16	1
No	116	21	95	0
Total Votes Cast	141	29	111	1

Precinct 253

PROPOSITION 138

Vote For 1

	TOTAL	Polls	Early Provisional	S
Yes / Si	21	5	15	1
No	123	27	96	0
Total Votes Cast	144	32	111	1

PROPOSITION 139

Vote For 1

	TOTAL	Polls	Early Provisional	S
Yes / Si	119	24	95	0
No	33	10	22	1
Total Votes Cast	152	34	117	1

PROPOSITION 140

Vote For 1

	TOTAL	Polls	Early Provisional	S
Yes / Si	84	21	62	1
No	59	9	50	0
Total Votes Cast	143	30	112	1

PROPOSITION 311

Vote For 1

	TOTAL	Polls	Early Provisional	S
Yes / Si	86	21	64	1
No	60	11	49	0
Total Votes Cast	146	32	113	1

PROPOSITION 312

Vote For 1

	TOTAL	Polls	Early Provisional	S
Yes / Si	76	21	54	1
No	66	10	56	0
Total Votes Cast	142	31	110	1

PROPOSITION 313

Vote For 1

	TOTAL	Polls	Early Provisional	S
Yes / Si	81	20	60	1
No	63	12	51	0
Total Votes Cast	144	32	111	1

Precinct 253

PROPOSITION 314

Vote For 1

	TOTAL	Polls	Early Provisional	S
Yes / Sí	70	17	52	1
No	70	12	58	0
Total Votes Cast	140	29	110	1

PROPOSITION 315

Vote For 1

	TOTAL	Polls	Early Provisional	S
Yes / Sí	52	11	40	1
No	84	17	67	0
Total Votes Cast	136	28	107	1

PROPOSITION 412 - Amphitheater Unified School District No. 10

Vote For 1

	TOTAL	Polls	Early Provisional	S
Bond Approval, Yes / Aprobación de Bonos, Sí	88	17	70	1
Bond Approval, No / Aprobación de Bonos, No	40	10	30	0
Total Votes Cast	128	27	100	1

PROPOSITION 413 - Amphitheater Unified School District No. 10

Vote For 1

	TOTAL	Polls	Early Provisional	S
Budget Override Continuation, Yes / Continuación del Aumento al Presupuesto, Sí	83	17	65	1
Budget Override Continuation, No / Continuación del Aumento al Presupuesto, No	47	10	37	0
Total Votes Cast	130	27	102	1

Summary Results Report
 General Election
 November 5, 2024

OFFICIAL RESULTS
 Summary of Votes Cast
 County of Pima

Precinct 254

Statistics	TOTAL	Polls	Early Provisional	s
Registered Voters - Total	730			
Ballots Cast - Total	560	66	491	3
Ballots Cast - Blank	7	3	4	0
Voter Turnout - Total	76.71%			

Presidential Electors

Vote For 1	TOTAL	Polls	Early Provisional	s
HARRIS, KAMALA D.	373	27	345	1
TRUMP, DONALD J.	169	36	131	2
OLIVER, CHASE	4	1	3	0
STEIN, JILL	6	0	6	0
Write-In Totals	2	0	2	0
Write-In: Ayyadurai / Ellis	0	0	0	0
Write-In: Boddie / Stoneham	0	0	0	0
Write-In: De la Cruz / Garcia	1	0	1	0
Write-In: Shelton / Serra	0	0	0	0
Write-In: Skousen / Combs	0	0	0	0
Not Assigned	1	0	1	0
Total Votes Cast	554	64	487	3

U.S. Senator

Vote For 1	TOTAL	Polls	Early Provisional	s
GALLEGO, RUBEN	380	30	348	2
LAKE, KARI	137	26	110	1
QUINTANA, EDUARDO	29	7	22	0
Write-In Totals	0	0	0	0
Write-In: Williams, Sarah	0	0	0	0
Write-In: Beckett, Christopher	0	0	0	0
Write-In: Sanders, Steven Cavin	0	0	0	0
Write-In: Bozic, David	0	0	0	0
Write-In: Petty, Shawn	0	0	0	0
Write-In: Rodriguez, Benjamin	0	0	0	0
Write-In: Prosser, Jannie "Jannie"	0	0	0	0
Not Assigned	0	0	0	0
Total Votes Cast	546	63	480	3

Precinct 254

U.S. Representative in Congress District 6

Vote For 1

	TOTAL	Polls	Early Provisional	s
ENGEL, KIRSTEN	360	26	333	1
CISCOMANI, JUAN	152	30	122	0
EASTWOOD, ATHENA	23	6	17	0
Write-In Totals	0	0	0	0
Write-In: Pozzolo, Luis	0	0	0	0
Not Assigned	0	0	0	0
Total Votes Cast	535	62	472	1

State Senator District 20

Vote For 1

	TOTAL	Polls	Early Provisional	s
GONZALES, SALLY ANN	412	40	371	1
Write-In Totals	16	6	10	0
Not Assigned	16	6	10	0
Total Votes Cast	428	46	381	1

State Representative Dist. 20

Vote For 2

	TOTAL	Polls	Early Provisional	s
HERNANDEZ, ALMA	310	27	282	1
VILLEGAS, BETTY	363	30	332	1
Write-In Totals	24	6	18	0
Not Assigned	24	6	18	0
Total Votes Cast	697	63	632	2

Corporation Commissioner

Vote For 3

	TOTAL	Polls	Early Provisional	s
AGUILAR, YLENIA	325	21	304	0
HILL, JONATHON	304	19	285	0
POLACHECK, JOSHUA	302	18	284	0
LOPEZ, RENE	134	17	115	2
MARQUEZ PETERSON, LEA	133	18	113	2
WALDEN, RACHEL	141	22	117	2
CEASE, MIKE	20	5	15	0
LUXENBERG, NINA	28	5	23	0
Write-In Totals	0	0	0	0
Write-In: Bertone, Frank	0	0	0	0
Not Assigned	0	0	0	0
Total Votes Cast	1,387	125	1,256	6

Precinct 254

Board of Supervisors District 3

Vote For 1

	TOTAL	Polls	Early Provisional	s
ALLEN, JENNIFER "JEN"	331	22	308	1
WITTENBRAKER, JANET "JL"	149	26	121	2
BAH, IMAN-UTOPIA LAYJOU	35	7	28	0
Write-In Totals	0	0	0	0
Not Assigned	0	0	0	0
Total Votes Cast	515	55	457	3

County Assessor

Vote For 1

	TOTAL	Polls	Early Provisional	s
DROUBIE, SUZANNE	400	38	360	2
Write-In Totals	13	5	8	0
Not Assigned	13	5	8	0
Total Votes Cast	413	43	368	2

County Attorney

Vote For 1

	TOTAL	Polls	Early Provisional	s
CONOVER, LAURA	355	26	328	1
DRUAN, HOWARD	91	19	71	1
Write-In Totals	10	5	5	0
Not Assigned	10	5	5	0
Total Votes Cast	456	50	404	2

County Recorder

Vote For 1

	TOTAL	Polls	Early Provisional	s
CÁZARES-KELLY, GABRIELLA	363	28	334	1
CAMPBELL-GONZALEZ, DOMINIC	149	26	121	2
Write-In Totals	1	1	0	0
Not Assigned	1	1	0	0
Total Votes Cast	513	55	455	3

County Sheriff

Vote For 1

	TOTAL	Polls	Early Provisional	s
NANOS, CHRIS	297	26	270	1
LAPPIN, HEATHER	214	30	182	2
Write-In Totals	4	1	3	0
Write-In: Di Genova, Trista	1	1	0	0
Not Assigned	3	0	3	0
Total Votes Cast	515	57	455	3

Precinct 254

County Superintendent of Schools

Vote For 1

	TOTAL	Polls	Early Provisional	S
WILLIAMS, DUSTIN	393	36	355	2
Write-In Totals	15	7	8	0
Not Assigned	15	7	8	0
Total Votes Cast	408	43	363	2

County Treasurer

Vote For 1

	TOTAL	Polls	Early Provisional	S
JOHNSON, BRIAN	336	23	311	2
ACKERLEY, CHRIS	169	33	135	1
Write-In Totals	0	0	0	0
Not Assigned	0	0	0	0
Total Votes Cast	505	56	446	3

Justice of the Peace Precinct 6

Vote For 1

	TOTAL	Polls	Early Provisional	S
BALL, ALEXANDER	397	38	358	1
Write-In Totals	14	6	8	0
Not Assigned	14	6	8	0
Total Votes Cast	411	44	366	1

Constable Precinct 6

Vote For 1

	TOTAL	Polls	Early Provisional	S
BERNAL, BENNETT L.	391	37	353	1
Write-In Totals	15	6	9	0
Not Assigned	15	6	9	0
Total Votes Cast	406	43	362	1

KING, KATHRYN H.

Vote For 1

	TOTAL	Polls	Early Provisional	S
Yes / Si	199	25	172	2
No	253	23	230	0
Total Votes Cast	452	48	402	2

BOLICK, CLINT

Vote For 1

	TOTAL	Polls	Early Provisional	S
Yes / Si	176	23	151	2
No	270	24	246	0
Total Votes Cast	446	47	397	2

Precinct 254

ECKERSTROM, PETER J.

Vote For 1

	TOTAL	Polls	Early Provisional	S
Yes / Si	297	29	266	2
No	113	16	97	0
Total Votes Cast	410	45	363	2

STARING, CHRISTOPHER P.

Vote For 1

	TOTAL	Polls	Early Provisional	S
Yes / Si	269	29	238	2
No	145	15	130	0
Total Votes Cast	414	44	368	2

GRIFFIN, BRENDEN J.

Vote For 1

	TOTAL	Polls	Early Provisional	S
Yes / Si	253	31	220	2
No	150	14	136	0
Total Votes Cast	403	45	356	2

LEE, KENNETH

Vote For 1

	TOTAL	Polls	Early Provisional	S
Yes / Si	270	31	237	2
No	129	14	115	0
Total Votes Cast	399	45	352	2

BRYSON, KYLE A.

Vote For 1

	TOTAL	Polls	Early Provisional	S
Yes / Si	270	31	237	2
No	129	15	114	0
Total Votes Cast	399	46	351	2

COHEN, GARY J.

Vote For 1

	TOTAL	Polls	Early Provisional	S
Yes / Si	252	33	217	2
No	143	13	130	0
Total Votes Cast	395	46	347	2

Precinct 254

GORDON, RICHARD E.

Vote For 1

	TOTAL	Polls	Early Provisional	S
Yes / Si	257	28	227	2
No	139	17	122	0
Total Votes Cast	396	45	349	2

BUTLER, MICHAEL J.

Vote For 1

	TOTAL	Polls	Early Provisional	S
Yes / Si	263	29	232	2
No	137	16	121	0
Total Votes Cast	400	45	353	2

YEHLING, WAYNE E.

Vote For 1

	TOTAL	Polls	Early Provisional	S
Yes / Si	258	29	227	2
No	139	15	124	0
Total Votes Cast	397	44	351	2

CONSTANT, DANIELLE J.K.

Vote For 1

	TOTAL	Polls	Early Provisional	S
Yes / Si	255	31	222	2
No	145	14	131	0
Total Votes Cast	400	45	353	2

METCALF, D. DOUGLAS

Vote For 1

	TOTAL	Polls	Early Provisional	S
Yes / Si	259	31	226	2
No	138	14	124	0
Total Votes Cast	397	45	350	2

MCGINLEY, CASEY F.

Vote For 1

	TOTAL	Polls	Early Provisional	S
Yes / Si	261	29	230	2
No	137	15	122	0
Total Votes Cast	398	44	352	2

Precinct 254

SAKALL, GREG

Vote For 1

	TOTAL	Polls	Early Provisional	s
Yes / Si	258	30	226	2
No	139	14	125	0
Total Votes Cast	397	44	351	2

WAGENER, JOAN L.

Vote For 1

	TOTAL	Polls	Early Provisional	s
Yes / Si	262	33	227	2
No	135	11	124	0
Total Votes Cast	397	44	351	2

JOHNSON, KELLIE L.

Vote For 1

	TOTAL	Polls	Early Provisional	s
Yes / Si	229	28	199	2
No	175	16	159	0
Total Votes Cast	404	44	358	2

ORTIZ, KIMBERLY H.

Vote For 1

	TOTAL	Polls	Early Provisional	s
Yes / Si	261	33	226	2
No	136	11	125	0
Total Votes Cast	397	44	351	2

MCDONALD, SCOTT DAVID

Vote For 1

	TOTAL	Polls	Early Provisional	s
Yes / Si	256	31	223	2
No	143	14	129	0
Total Votes Cast	399	45	352	2

ABRAMS, LISA ILKA

Vote For 1

	TOTAL	Polls	Early Provisional	s
Yes / Si	274	36	236	2
No	127	9	118	0
Total Votes Cast	401	45	354	2

Precinct 254

Board of Governors - Pima Community College Dist. 3

Vote For 1

	TOTAL	Polls	Early Provisional	s
GARCIA, MARIA DE LA LUZ	185	21	162	2
RANDALL, KRISTEN	195	23	172	0
Write-In Totals	5	0	5	0
Not Assigned	5	0	5	0
Total Votes Cast	385	44	339	2

PROPOSITION 133

Vote For 1

	TOTAL	Polls	Early Provisional	s
Yes / Si	145	27	118	0
No	348	31	315	2
Total Votes Cast	493	58	433	2

PROPOSITION 134

Vote For 1

	TOTAL	Polls	Early Provisional	s
Yes / Si	145	27	116	2
No	349	29	319	1
Total Votes Cast	494	56	435	3

PROPOSITION 135

Vote For 1

	TOTAL	Polls	Early Provisional	s
Yes / Si	166	33	132	1
No	322	22	298	2
Total Votes Cast	488	55	430	3

PROPOSITION 136

Vote For 1

	TOTAL	Polls	Early Provisional	s
Yes / Si	109	19	88	2
No	377	35	341	1
Total Votes Cast	486	54	429	3

PROPOSITION 137

Vote For 1

	TOTAL	Polls	Early Provisional	s
Yes / Si	71	10	60	1
No	415	45	368	2
Total Votes Cast	486	55	428	3

Precinct 254

PROPOSITION 138

Vote For 1

	TOTAL	Polls	Early Provisional	s
Yes / Si	92	15	77	0
No	415	42	370	3
Total Votes Cast	507	57	447	3

PROPOSITION 139

Vote For 1

	TOTAL	Polls	Early Provisional	s
Yes / Si	411	40	369	2
No	123	21	101	1
Total Votes Cast	534	61	470	3

PROPOSITION 140

Vote For 1

	TOTAL	Polls	Early Provisional	s
Yes / Si	265	28	234	3
No	257	28	229	0
Total Votes Cast	522	56	463	3

PROPOSITION 311

Vote For 1

	TOTAL	Polls	Early Provisional	s
Yes / Si	283	38	242	3
No	234	20	214	0
Total Votes Cast	517	58	456	3

PROPOSITION 312

Vote For 1

	TOTAL	Polls	Early Provisional	s
Yes / Si	241	38	201	2
No	272	19	253	0
Total Votes Cast	513	57	454	2

PROPOSITION 313

Vote For 1

	TOTAL	Polls	Early Provisional	s
Yes / Si	277	40	234	3
No	229	20	209	0
Total Votes Cast	506	60	443	3

Precinct 254

PROPOSITION 314

Vote For 1

	TOTAL	Polls	Early Provisional	S
Yes / Sí	228	36	190	2
No	276	19	257	0
Total Votes Cast	504	55	447	2

PROPOSITION 315

Vote For 1

	TOTAL	Polls	Early Provisional	S
Yes / Sí	171	22	147	2
No	314	29	284	1
Total Votes Cast	485	51	431	3

PROPOSITION 412 - Amphitheater Unified School District No. 10

Vote For 1

	TOTAL	Polls	Early Provisional	S
Bond Approval, Yes / Aprobación de Bonos, Sí	307	34	273	0
Bond Approval, No / Aprobación de Bonos, No	177	21	155	1
Total Votes Cast	484	55	428	1

PROPOSITION 413 - Amphitheater Unified School District No. 10

Vote For 1

	TOTAL	Polls	Early Provisional	S
Budget Override Continuation, Yes / Continuación del Aumento al Presupuesto, Sí	298	38	259	1
Budget Override Continuation, No / Continuación del Aumento al Presupuesto, No	190	18	172	0
Total Votes Cast	488	56	431	1

Summary Results Report
 General Election
 November 5, 2024

OFFICIAL RESULTS
 Summary of Votes Cast
 County of Pima

Precinct 257

Statistics	TOTAL	Polls	Early Provisional	s
Registered Voters - Total	1,829			
Ballots Cast - Total	1,401	360	1,032	9
Ballots Cast - Blank	21	10	10	1
Voter Turnout - Total	76.60%			

Presidential Electors

Vote For 1	TOTAL	Polls	Early Provisional	s
HARRIS, KAMALA D.	514	67	444	3
TRUMP, DONALD J.	850	280	565	5
OLIVER, CHASE	15	5	10	0
STEIN, JILL	7	3	4	0
Write-In Totals	4	2	2	0
Write-In: Ayyadurai / Ellis	0	0	0	0
Write-In: Boddie / Stoneham	0	0	0	0
Write-In: De la Cruz / Garcia	0	0	0	0
Write-In: Shelton / Serra	0	0	0	0
Write-In: Skousen / Combs	0	0	0	0
Not Assigned	4	2	2	0
Total Votes Cast	1,390	357	1,025	8

U.S. Senator

Vote For 1	TOTAL	Polls	Early Provisional	s
GALLEGO, RUBEN	538	79	456	3
LAKE, KARI	783	260	518	5
QUINTANA, EDUARDO	46	13	33	0
Write-In Totals	4	1	3	0
Write-In: Williams, Sarah	0	0	0	0
Write-In: Beckett, Christopher	0	0	0	0
Write-In: Sanders, Steven Cavin	0	0	0	0
Write-In: Bozic, David	0	0	0	0
Write-In: Petty, Shawn	0	0	0	0
Write-In: Rodriguez, Benjamin	0	0	0	0
Write-In: Prosser, Jannie "Jannie"	0	0	0	0
Not Assigned	4	1	3	0
Total Votes Cast	1,371	353	1,010	8

U.S. Representative in Congress District 7

Vote For 1	TOTAL	Polls	Early Provisional	s
GRIJALVA, RAÚL M.	502	75	425	2
BUTIEREZ SR., DANIEL FRANCIS	828	266	559	3
Write-In Totals	2	0	2	0
Not Assigned	2	0	2	0
Total Votes Cast	1,332	341	986	5

Precinct 257

State Senator District 17

Vote For 1

	TOTAL	Polls	Early Provisional	s
MCLEAN, JOHN	546	79	466	1
LEACH, VENDEN "VINCE"	788	260	526	2
Write-In Totals	5	1	4	0
Not Assigned	5	1	4	0
Total Votes Cast	1,339	340	996	3

State Representative Dist. 17

Vote For 2

	TOTAL	Polls	Early Provisional	s
VOLK, KEVIN	529	74	454	1
JONES, RACHEL	695	194	501	0
MCGARR, CORY	717	211	504	2
Write-In Totals	10	5	5	0
Not Assigned	10	5	5	0
Total Votes Cast	1,951	484	1,464	3

Corporation Commissioner

Vote For 3

	TOTAL	Polls	Early Provisional	s
AGUILAR, YLENIA	448	57	389	2
HILL, JONATHON	433	52	379	2
POLACHECK, JOSHUA	398	45	352	1
LOPEZ, RENE	656	189	466	1
MARQUEZ PETERSON, LEA	647	187	457	3
WALDEN, RACHEL	716	212	504	0
CEASE, MIKE	60	18	41	1
LUXENBERG, NINA	54	15	39	0
Write-In Totals	1	0	1	0
Write-In: Bertone, Frank	0	0	0	0
Not Assigned	1	0	1	0
Total Votes Cast	3,413	775	2,628	10

Board of Supervisors District 3

Vote For 1

	TOTAL	Polls	Early Provisional	s
ALLEN, JENNIFER "JEN"	470	66	402	2
WITTENBRAKER, JANET "JL"	779	242	534	3
BAH, IMAN-UTOPIA LAYJOU	63	21	42	0
Write-In Totals	2	1	1	0
Not Assigned	2	1	1	0
Total Votes Cast	1,314	330	979	5

Precinct 257

County Assessor

Vote For 1

	TOTAL	Polls	Early Provisional	S
DROUBIE, SUZANNE	770	155	611	4
Write-In Totals	91	28	63	0
Not Assigned	91	28	63	0
Total Votes Cast	861	183	674	4

County Attorney

Vote For 1

	TOTAL	Polls	Early Provisional	S
CONOVER, LAURA	589	97	490	2
DRUAN, HOWARD	386	135	246	5
Write-In Totals	45	9	36	0
Not Assigned	45	9	36	0
Total Votes Cast	1,020	241	772	7

County Recorder

Vote For 1

	TOTAL	Polls	Early Provisional	S
CÁZARES-KELLY, GABRIELLA	517	71	442	4
CAMPBELL-GONZALEZ, DOMINIC	767	246	516	5
Write-In Totals	5	1	4	0
Not Assigned	5	1	4	0
Total Votes Cast	1,289	318	962	9

County Sheriff

Vote For 1

	TOTAL	Polls	Early Provisional	S
NANOS, CHRIS	452	67	382	3
LAPPIN, HEATHER	873	270	597	6
Write-In Totals	6	2	4	0
Write-In: Di Genova, Trista	0	0	0	0
Not Assigned	6	2	4	0
Total Votes Cast	1,331	339	983	9

County Superintendent of Schools

Vote For 1

	TOTAL	Polls	Early Provisional	S
WILLIAMS, DUSTIN	755	153	597	5
Write-In Totals	91	29	62	0
Not Assigned	91	29	62	0
Total Votes Cast	846	182	659	5

Precinct 257

County Treasurer

Vote For 1

	TOTAL	Polls	Early Provisional	S
JOHNSON, BRIAN	479	66	410	3
ACKERLEY, CHRIS	827	260	562	5
Write-In Totals	2	0	2	0
Not Assigned	2	0	2	0
Total Votes Cast	1,308	326	974	8

Justice of the Peace Precinct 4

Vote For 1

	TOTAL	Polls	Early Provisional	S
PESQUIERA, CHARLENE	755	157	595	3
Write-In Totals	84	24	60	0
Not Assigned	84	24	60	0
Total Votes Cast	839	181	655	3

Constable Precinct 4

Vote For 1

	TOTAL	Polls	Early Provisional	S
ETHRIDGE-NIELSEN, TRACY	760	164	593	3
Write-In Totals	80	20	60	0
Not Assigned	80	20	60	0
Total Votes Cast	840	184	653	3

KING, KATHRYN H.

Vote For 1

	TOTAL	Polls	Early Provisional	S
Yes / Si	638	171	466	1
No	451	95	353	3
Total Votes Cast	1,089	266	819	4

BOLICK, CLINT

Vote For 1

	TOTAL	Polls	Early Provisional	S
Yes / Si	621	169	451	1
No	458	96	360	2
Total Votes Cast	1,079	265	811	3

ECKERSTROM, PETER J.

Vote For 1

	TOTAL	Polls	Early Provisional	S
Yes / Si	690	163	525	2
No	317	89	226	2
Total Votes Cast	1,007	252	751	4

Precinct 257

STARING, CHRISTOPHER P.

Vote For 1

	TOTAL	Polls	Early Provisional	S
Yes / Si	682	167	514	1
No	312	83	227	2
Total Votes Cast	994	250	741	3

GRIFFIN, BRENDEN J.

Vote For 1

	TOTAL	Polls	Early Provisional	S
Yes / Si	668	153	511	4
No	321	93	228	0
Total Votes Cast	989	246	739	4

LEE, KENNETH

Vote For 1

	TOTAL	Polls	Early Provisional	S
Yes / Si	676	161	512	3
No	314	84	229	1
Total Votes Cast	990	245	741	4

BRYSON, KYLE A.

Vote For 1

	TOTAL	Polls	Early Provisional	S
Yes / Si	682	159	521	2
No	308	86	220	2
Total Votes Cast	990	245	741	4

COHEN, GARY J.

Vote For 1

	TOTAL	Polls	Early Provisional	S
Yes / Si	676	160	513	3
No	308	85	223	0
Total Votes Cast	984	245	736	3

GORDON, RICHARD E.

Vote For 1

	TOTAL	Polls	Early Provisional	S
Yes / Si	680	158	519	3
No	305	85	219	1
Total Votes Cast	985	243	738	4

Precinct 257

BUTLER, MICHAEL J.

Vote For 1

	TOTAL	Polls	Early Provisional	S
Yes / Si	691	159	528	4
No	299	87	212	0
Total Votes Cast	990	246	740	4

YEHLING, WAYNE E.

Vote For 1

	TOTAL	Polls	Early Provisional	S
Yes / Si	664	157	505	2
No	322	86	234	2
Total Votes Cast	986	243	739	4

CONSTANT, DANIELLE J.K.

Vote For 1

	TOTAL	Polls	Early Provisional	S
Yes / Si	669	159	508	2
No	317	88	227	2
Total Votes Cast	986	247	735	4

METCALF, D. DOUGLAS

Vote For 1

	TOTAL	Polls	Early Provisional	S
Yes / Si	680	160	518	2
No	304	86	216	2
Total Votes Cast	984	246	734	4

MCGINLEY, CASEY F.

Vote For 1

	TOTAL	Polls	Early Provisional	S
Yes / Si	697	164	530	3
No	290	83	206	1
Total Votes Cast	987	247	736	4

SAKALL, GREG

Vote For 1

	TOTAL	Polls	Early Provisional	S
Yes / Si	675	162	510	3
No	315	84	230	1
Total Votes Cast	990	246	740	4

Precinct 257

WAGENER, JOAN L.

Vote For 1		TOTAL	Polls	Early Provisional	S
Yes / Si	676	156	517	3	
No	309	86	222	1	
Total Votes Cast	985	242	739	4	

JOHNSON, KELLIE L.

Vote For 1		TOTAL	Polls	Early Provisional	S
Yes / Si	640	162	475	3	
No	359	85	273	1	
Total Votes Cast	999	247	748	4	

ORTIZ, KIMBERLY H.

Vote For 1		TOTAL	Polls	Early Provisional	S
Yes / Si	686	167	516	3	
No	299	79	219	1	
Total Votes Cast	985	246	735	4	

MCDONALD, SCOTT DAVID

Vote For 1		TOTAL	Polls	Early Provisional	S
Yes / Si	672	160	509	3	
No	314	81	232	1	
Total Votes Cast	986	241	741	4	

ABRAMS, LISA ILKA

Vote For 1		TOTAL	Polls	Early Provisional	S
Yes / Si	675	160	512	3	
No	317	85	231	1	
Total Votes Cast	992	245	743	4	

Governing Board - Marana Unified School District No. 6

Vote For 3		TOTAL	Polls	Early Provisional	S
ALEXANDER, ROY	507	129	377	1	
HOLT, HUNTER D.	512	134	377	1	
RAYMOND, CATHIE	549	117	431	1	
ROBERTS, MIKAIL	364	90	274	0	
WILLARD, DAVID	485	122	363	0	
Write-In Totals	38	8	30	0	
Not Assigned	38	8	30	0	
Total Votes Cast	2,455	600	1,852	3	

Precinct 257

Board of Governors - Pima Community College Dist. 3

Vote For 1

	TOTAL	Polls	Early Provisional	S
GARCIA, MARIA DE LA LUZ	295	75	217	3
RANDALL, KRISTEN	623	163	459	1
Write-In Totals	21	5	16	0
Not Assigned	21	5	16	0
Total Votes Cast	939	243	692	4

PROPOSITION 133

Vote For 1

	TOTAL	Polls	Early Provisional	S
Yes / Si	527	139	386	2
No	718	177	537	4
Total Votes Cast	1,245	316	923	6

PROPOSITION 134

Vote For 1

	TOTAL	Polls	Early Provisional	S
Yes / Si	522	141	379	2
No	728	172	553	3
Total Votes Cast	1,250	313	932	5

PROPOSITION 135

Vote For 1

	TOTAL	Polls	Early Provisional	S
Yes / Si	618	169	446	3
No	632	146	484	2
Total Votes Cast	1,250	315	930	5

PROPOSITION 136

Vote For 1

	TOTAL	Polls	Early Provisional	S
Yes / Si	476	126	348	2
No	742	175	566	1
Total Votes Cast	1,218	301	914	3

PROPOSITION 137

Vote For 1

	TOTAL	Polls	Early Provisional	S
Yes / Si	272	75	196	1
No	960	237	719	4
Total Votes Cast	1,232	312	915	5

Precinct 257

PROPOSITION 138

Vote For 1

	TOTAL	Polls	Early Provisional	S
Yes / Si	285	79	204	2
No	980	238	738	4
Total Votes Cast	1,265	317	942	6

PROPOSITION 139

Vote For 1

	TOTAL	Polls	Early Provisional	S
Yes / Si	786	156	625	5
No	554	183	368	3
Total Votes Cast	1,340	339	993	8

PROPOSITION 140

Vote For 1

	TOTAL	Polls	Early Provisional	S
Yes / Si	589	151	434	4
No	713	171	539	3
Total Votes Cast	1,302	322	973	7

PROPOSITION 311

Vote For 1

	TOTAL	Polls	Early Provisional	S
Yes / Si	885	238	643	4
No	421	87	330	4
Total Votes Cast	1,306	325	973	8

PROPOSITION 312

Vote For 1

	TOTAL	Polls	Early Provisional	S
Yes / Si	811	219	585	7
No	482	102	379	1
Total Votes Cast	1,293	321	964	8

PROPOSITION 313

Vote For 1

	TOTAL	Polls	Early Provisional	S
Yes / Si	907	242	660	5
No	384	75	308	1
Total Votes Cast	1,291	317	968	6

Precinct 257

PROPOSITION 314

Vote For 1

	TOTAL	Polls	Early Provisional	S
Yes / Sí	874	238	632	4
No	401	73	327	1
Total Votes Cast	1,275	311	959	5

PROPOSITION 315

Vote For 1

	TOTAL	Polls	Early Provisional	S
Yes / Sí	567	157	407	3
No	655	142	511	2
Total Votes Cast	1,222	299	918	5

PROPOSITION 411 - Marana Unified School District No. 6

Vote For 1

	TOTAL	Polls	Early Provisional	S
Budget Increase, Yes / Aumento al Presupuesto, Sí	594	149	443	2
Budget Increase, No / Aumento al Presupuesto, No	658	163	494	1
Total Votes Cast	1,252	312	937	3

Summary Results Report
 General Election
 November 5, 2024

OFFICIAL RESULTS
 Summary of Votes Cast
 County of Pima

Precinct 258

Statistics	TOTAL	Polls	Early Provisional	S
Registered Voters - Total	270			
Ballots Cast - Total	218	49	168	1
Ballots Cast - Blank	2	0	2	0
Voter Turnout - Total	80.74%			

Presidential Electors

Vote For 1	TOTAL	Polls	Early Provisional	S
HARRIS, KAMALA D.	67	11	55	1
TRUMP, DONALD J.	148	38	110	0
OLIVER, CHASE	0	0	0	0
STEIN, JILL	1	0	1	0
Write-In Totals	1	0	1	0
Write-In: Ayyadurai / Ellis	0	0	0	0
Write-In: Boddie / Stoneham	0	0	0	0
Write-In: De la Cruz / Garcia	0	0	0	0
Write-In: Shelton / Serra	0	0	0	0
Write-In: Skousen / Combs	0	0	0	0
Not Assigned	1	0	1	0
Total Votes Cast	217	49	167	1

U.S. Senator

Vote For 1	TOTAL	Polls	Early Provisional	S
GALLEGO, RUBEN	73	11	61	1
LAKE, KARI	140	38	102	0
QUINTANA, EDUARDO	3	0	3	0
Write-In Totals	0	0	0	0
Write-In: Williams, Sarah	0	0	0	0
Write-In: Beckett, Christopher	0	0	0	0
Write-In: Sanders, Steven Cavin	0	0	0	0
Write-In: Bozic, David	0	0	0	0
Write-In: Petty, Shawn	0	0	0	0
Write-In: Rodriguez, Benjamin	0	0	0	0
Write-In: Prosser, Jannie "Jannie"	0	0	0	0
Not Assigned	0	0	0	0
Total Votes Cast	216	49	166	1

U.S. Representative in Congress District 7

Vote For 1	TOTAL	Polls	Early Provisional	S
GRIJALVA, RAÚL M.	66	10	55	1
BUTIEREZ SR., DANIEL FRANCIS	148	38	110	0
Write-In Totals	0	0	0	0
Not Assigned	0	0	0	0
Total Votes Cast	214	48	165	1

Precinct 258

State Senator District 21

Vote For 1

	TOTAL	Polls	Early Provisional	S
GABALDÓN, ROSANNA	96	19	76	1
Write-In Totals	9	2	7	0
Not Assigned	9	2	7	0
Total Votes Cast	105	21	83	1

State Representative Dist. 21

Vote For 2

	TOTAL	Polls	Early Provisional	S
HERNANDEZ, CONSUELO	60	7	53	0
STAHL HAMILTON, STEPHANIE	59	9	49	1
KIBBEY, CHRISTOPHER	149	39	110	0
Write-In Totals	3	0	3	0
Not Assigned	3	0	3	0
Total Votes Cast	271	55	215	1

Corporation Commissioner

Vote For 3

	TOTAL	Polls	Early Provisional	S
AGUILAR, YLENIA	60	9	50	1
HILL, JONATHON	61	7	54	0
POLACHECK, JOSHUA	53	6	47	0
LOPEZ, RENE	128	33	95	0
MARQUEZ PETERSON, LEA	124	25	99	0
WALDEN, RACHEL	128	28	100	0
CEASE, MIKE	7	1	6	0
LUXENBERG, NINA	6	1	5	0
Write-In Totals	0	0	0	0
Write-In: Bertone, Frank	0	0	0	0
Not Assigned	0	0	0	0
Total Votes Cast	567	110	456	1

Board of Supervisors District 4

Vote For 1

	TOTAL	Polls	Early Provisional	S
BECHTOL, VANESSA	64	9	54	1
CHRISTY, STEPHEN W. "STEVE"	148	39	109	0
Write-In Totals	1	0	1	0
Not Assigned	1	0	1	0
Total Votes Cast	213	48	164	1

Precinct 258

County Assessor

Vote For 1

	TOTAL	Polls	Early Provisional	S
DROUBIE, SUZANNE	98	21	76	1
Write-In Totals	8	2	6	0
Not Assigned	8	2	6	0
Total Votes Cast	106	23	82	1

County Attorney

Vote For 1

	TOTAL	Polls	Early Provisional	S
CONOVER, LAURA	79	12	66	1
DRUAN, HOWARD	58	18	40	0
Write-In Totals	5	1	4	0
Not Assigned	5	1	4	0
Total Votes Cast	142	31	110	1

County Recorder

Vote For 1

	TOTAL	Polls	Early Provisional	S
CÁZARES-KELLY, GABRIELLA	64	9	54	1
CAMPBELL-GONZALEZ, DOMINIC	147	39	108	0
Write-In Totals	0	0	0	0
Not Assigned	0	0	0	0
Total Votes Cast	211	48	162	1

County Sheriff

Vote For 1

	TOTAL	Polls	Early Provisional	S
NANOS, CHRIS	62	8	53	1
LAPPIN, HEATHER	150	40	110	0
Write-In Totals	0	0	0	0
Write-In: Di Genova, Trista	0	0	0	0
Not Assigned	0	0	0	0
Total Votes Cast	212	48	163	1

County Superintendent of Schools

Vote For 1

	TOTAL	Polls	Early Provisional	S
WILLIAMS, DUSTIN	96	20	75	1
Write-In Totals	7	3	4	0
Not Assigned	7	3	4	0
Total Votes Cast	103	23	79	1

Precinct 258

County Treasurer

Vote For 1

	TOTAL	Polls	Early Provisional	S
JOHNSON, BRIAN	66	10	55	1
ACKERLEY, CHRIS	147	37	110	0
Write-In Totals	0	0	0	0
Not Assigned	0	0	0	0
Total Votes Cast	213	47	165	1

Constable Precinct 7

Vote For 1

	TOTAL	Polls	Early Provisional	S
SCHENEK JR., THOMAS	163	44	119	0
Write-In Totals	3	0	3	0
Not Assigned	3	0	3	0
Total Votes Cast	166	44	122	0

KING, KATHRYN H.

Vote For 1

	TOTAL	Polls	Early Provisional	S
Yes / Si	110	25	85	0
No	62	12	49	1
Total Votes Cast	172	37	134	1

BOLICK, CLINT

Vote For 1

	TOTAL	Polls	Early Provisional	S
Yes / Si	111	25	86	0
No	59	11	47	1
Total Votes Cast	170	36	133	1

ECKERSTROM, PETER J.

Vote For 1

	TOTAL	Polls	Early Provisional	S
Yes / Si	104	23	80	1
No	56	10	46	0
Total Votes Cast	160	33	126	1

STARING, CHRISTOPHER P.

Vote For 1

	TOTAL	Polls	Early Provisional	S
Yes / Si	109	23	86	0
No	50	9	40	1
Total Votes Cast	159	32	126	1

Precinct 258

GRIFFIN, BRENDEN J.

Vote For 1

	TOTAL	Polls	Early Provisional	S
Yes / Si	107	23	83	1
No	43	10	33	0
Total Votes Cast	150	33	116	1

LEE, KENNETH

Vote For 1

	TOTAL	Polls	Early Provisional	S
Yes / Si	105	24	80	1
No	47	8	39	0
Total Votes Cast	152	32	119	1

BRYSON, KYLE A.

Vote For 1

	TOTAL	Polls	Early Provisional	S
Yes / Si	105	26	78	1
No	47	7	40	0
Total Votes Cast	152	33	118	1

COHEN, GARY J.

Vote For 1

	TOTAL	Polls	Early Provisional	S
Yes / Si	106	24	81	1
No	44	7	37	0
Total Votes Cast	150	31	118	1

GORDON, RICHARD E.

Vote For 1

	TOTAL	Polls	Early Provisional	S
Yes / Si	106	23	82	1
No	46	10	36	0
Total Votes Cast	152	33	118	1

BUTLER, MICHAEL J.

Vote For 1

	TOTAL	Polls	Early Provisional	S
Yes / Si	103	24	78	1
No	43	6	37	0
Total Votes Cast	146	30	115	1

Precinct 258

YEHLING, WAYNE E.

Vote For 1

	TOTAL	Polls	Early Provisional	S
Yes / Si	103	22	80	1
No	47	11	36	0
Total Votes Cast	150	33	116	1

CONSTANT, DANIELLE J.K.

Vote For 1

	TOTAL	Polls	Early Provisional	S
Yes / Si	102	23	78	1
No	48	8	40	0
Total Votes Cast	150	31	118	1

METCALF, D. DOUGLAS

Vote For 1

	TOTAL	Polls	Early Provisional	S
Yes / Si	106	24	81	1
No	45	8	37	0
Total Votes Cast	151	32	118	1

MCGINLEY, CASEY F.

Vote For 1

	TOTAL	Polls	Early Provisional	S
Yes / Si	103	24	78	1
No	46	7	39	0
Total Votes Cast	149	31	117	1

SAKALL, GREG

Vote For 1

	TOTAL	Polls	Early Provisional	S
Yes / Si	104	22	81	1
No	45	10	35	0
Total Votes Cast	149	32	116	1

WAGENER, JOAN L.

Vote For 1

	TOTAL	Polls	Early Provisional	S
Yes / Si	105	26	78	1
No	45	6	39	0
Total Votes Cast	150	32	117	1

Precinct 258

JOHNSON, KELLIE L.

Vote For 1

	TOTAL	Polls	Early Provisional	S
Yes / Si	101	22	78	1
No	51	11	40	0
Total Votes Cast	152	33	118	1

ORTIZ, KIMBERLY H.

Vote For 1

	TOTAL	Polls	Early Provisional	S
Yes / Si	104	25	78	1
No	46	7	39	0
Total Votes Cast	150	32	117	1

MCDONALD, SCOTT DAVID

Vote For 1

	TOTAL	Polls	Early Provisional	S
Yes / Si	105	25	79	1
No	44	7	37	0
Total Votes Cast	149	32	116	1

ABRAMS, LISA ILKA

Vote For 1

	TOTAL	Polls	Early Provisional	S
Yes / Si	108	25	82	1
No	43	6	37	0
Total Votes Cast	151	31	119	1

Governing Board - Sahuarita Unified School District No. 30

Vote For 3

	TOTAL	Polls	Early Provisional	S
BRUNO, ANTHONY "TONY" ROCCO	0	0	0	0
FETTIG, DEBBIE	0	0	0	0
PETERSMARCK, AMY	0	0	0	0
REIS, DENISE	0	0	0	0
ZANIN, KATHRYN	0	0	0	0
Write-In Totals	0	0	0	0
Not Assigned	0	0	0	0
Total Votes Cast	0	0	0	0

PROPOSITION 133

Vote For 1

	TOTAL	Polls	Early Provisional	S
Yes / Si	101	22	78	1
No	91	20	71	0
Total Votes Cast	192	42	149	1

Precinct 258

PROPOSITION 134

Vote For 1

	TOTAL	Polls	Early Provisional	S
Yes / Si	108	25	82	1
No	89	19	70	0
Total Votes Cast	197	44	152	1

PROPOSITION 135

Vote For 1

	TOTAL	Polls	Early Provisional	S
Yes / Si	126	27	98	1
No	70	17	53	0
Total Votes Cast	196	44	151	1

PROPOSITION 136

Vote For 1

	TOTAL	Polls	Early Provisional	S
Yes / Si	94	23	71	0
No	97	19	77	1
Total Votes Cast	191	42	148	1

PROPOSITION 137

Vote For 1

	TOTAL	Polls	Early Provisional	S
Yes / Si	52	16	35	1
No	143	30	113	0
Total Votes Cast	195	46	148	1

PROPOSITION 138

Vote For 1

	TOTAL	Polls	Early Provisional	S
Yes / Si	52	11	40	1
No	148	35	113	0
Total Votes Cast	200	46	153	1

PROPOSITION 139

Vote For 1

	TOTAL	Polls	Early Provisional	S
Yes / Si	100	19	80	1
No	112	28	84	0
Total Votes Cast	212	47	164	1

Precinct 258

PROPOSITION 140

Vote For 1

	TOTAL	Polls	Early Provisional	S
Yes / Si	83	22	60	1
No	125	25	100	0
Total Votes Cast	208	47	160	1

PROPOSITION 311

Vote For 1

	TOTAL	Polls	Early Provisional	S
Yes / Si	153	41	111	1
No	57	6	51	0
Total Votes Cast	210	47	162	1

PROPOSITION 312

Vote For 1

	TOTAL	Polls	Early Provisional	S
Yes / Si	147	35	111	1
No	61	11	50	0
Total Votes Cast	208	46	161	1

PROPOSITION 313

Vote For 1

	TOTAL	Polls	Early Provisional	S
Yes / Si	146	35	110	1
No	56	11	45	0
Total Votes Cast	202	46	155	1

PROPOSITION 314

Vote For 1

	TOTAL	Polls	Early Provisional	S
Yes / Si	153	35	118	0
No	52	12	39	1
Total Votes Cast	205	47	157	1

PROPOSITION 315

Vote For 1

	TOTAL	Polls	Early Provisional	S
Yes / Si	111	28	82	1
No	80	14	66	0
Total Votes Cast	191	42	148	1

Precinct 258

PROPOSITION 410 - Continental School District No. 39

Vote For 1

	TOTAL	Polls	Early Provisional	S
Budget Increase, Yes / Aumento al Presupuesto, Sí	103	29	73	1
Budget Increase, No / Aumento al Presupuesto, No	105	19	86	0
Total Votes Cast	208	48	159	1

Summary Results Report
 General Election
 November 5, 2024

OFFICIAL RESULTS
 Summary of Votes Cast
 County of Pima

Precinct 260

Statistics	TOTAL	Polls	Early Provisional	s
Registered Voters - Total	560			
Ballots Cast - Total	446	65	378	3
Ballots Cast - Blank	4	2	2	0
Voter Turnout - Total	79.64%			

Presidential Electors

Vote For 1	TOTAL	Polls	Early Provisional	s
HARRIS, KAMALA D.	262	33	227	2
TRUMP, DONALD J.	175	29	145	1
OLIVER, CHASE	1	0	1	0
STEIN, JILL	2	1	1	0
Write-In Totals	0	0	0	0
Write-In: Ayyadurai / Ellis	0	0	0	0
Write-In: Boddie / Stoneham	0	0	0	0
Write-In: De la Cruz / Garcia	0	0	0	0
Write-In: Shelton / Serra	0	0	0	0
Write-In: Skousen / Combs	0	0	0	0
Not Assigned	0	0	0	0
Total Votes Cast	440	63	374	3

U.S. Senator

Vote For 1	TOTAL	Polls	Early Provisional	s
GALLEGO, RUBEN	265	33	232	0
LAKE, KARI	156	29	126	1
QUINTANA, EDUARDO	14	2	11	1
Write-In Totals	0	0	0	0
Write-In: Williams, Sarah	0	0	0	0
Write-In: Beckett, Christopher	0	0	0	0
Write-In: Sanders, Steven Cavin	0	0	0	0
Write-In: Bozic, David	0	0	0	0
Write-In: Petty, Shawn	0	0	0	0
Write-In: Rodriguez, Benjamin	0	0	0	0
Write-In: Prosser, Jannie "Jannie"	0	0	0	0
Not Assigned	0	0	0	0
Total Votes Cast	435	64	369	2

Precinct 260

U.S. Representative in Congress District 6

Vote For 1

	TOTAL	Polls	Early Provisional	s
ENGEL, KIRSTEN	242	30	212	0
CISCOMANI, JUAN	166	31	134	1
EASTWOOD, ATHENA	19	2	16	1
Write-In Totals	0	0	0	0
Write-In: Pozzolo, Luis	0	0	0	0
Not Assigned	0	0	0	0
Total Votes Cast	427	63	362	2

State Senator District 20

Vote For 1

	TOTAL	Polls	Early Provisional	s
GONZALES, SALLY ANN	301	38	262	1
Write-In Totals	14	3	11	0
Not Assigned	14	3	11	0
Total Votes Cast	315	41	273	1

State Representative Dist. 20

Vote For 2

	TOTAL	Polls	Early Provisional	s
HERNANDEZ, ALMA	258	31	226	1
VILLEGAS, BETTY	236	28	208	0
Write-In Totals	23	5	18	0
Not Assigned	23	5	18	0
Total Votes Cast	517	64	452	1

Corporation Commissioner

Vote For 3

	TOTAL	Polls	Early Provisional	s
AGUILAR, YLENIA	225	20	205	0
HILL, JONATHON	212	22	190	0
POLACHECK, JOSHUA	205	19	185	1
LOPEZ, RENE	139	18	120	1
MARQUEZ PETERSON, LEA	144	20	123	1
WALDEN, RACHEL	136	21	114	1
CEASE, MIKE	14	4	10	0
LUXENBERG, NINA	18	4	14	0
Write-In Totals	0	0	0	0
Write-In: Bertone, Frank	0	0	0	0
Not Assigned	0	0	0	0
Total Votes Cast	1,093	128	961	4

Precinct 260

Board of Supervisors District 3

Vote For 1

	TOTAL	Polls	Early Provisional	S
ALLEN, JENNIFER "JEN"	238	28	210	0
WITTENBRAKER, JANET "JL"	159	30	128	1
BAH, IMAN-UTOPIA LAYJOU	14	1	12	1
Write-In Totals	0	0	0	0
Not Assigned	0	0	0	0
Total Votes Cast	411	59	350	2

County Assessor

Vote For 1

	TOTAL	Polls	Early Provisional	S
DROUBIE, SUZANNE	297	40	255	2
Write-In Totals	10	1	9	0
Not Assigned	10	1	9	0
Total Votes Cast	307	41	264	2

County Attorney

Vote For 1

	TOTAL	Polls	Early Provisional	S
CONOVER, LAURA	268	35	231	2
DRUAN, HOWARD	60	10	50	0
Write-In Totals	7	1	6	0
Not Assigned	7	1	6	0
Total Votes Cast	335	46	287	2

County Recorder

Vote For 1

	TOTAL	Polls	Early Provisional	S
CÁZARES-KELLY, GABRIELLA	258	30	228	0
CAMPBELL-GONZALEZ, DOMINIC	150	27	121	2
Write-In Totals	0	0	0	0
Not Assigned	0	0	0	0
Total Votes Cast	408	57	349	2

County Sheriff

Vote For 1

	TOTAL	Polls	Early Provisional	S
NANOS, CHRIS	204	28	176	0
LAPPIN, HEATHER	210	34	174	2
Write-In Totals	1	0	1	0
Write-In: Di Genova, Trista	0	0	0	0
Not Assigned	1	0	1	0
Total Votes Cast	415	62	351	2

Precinct 260

County Superintendent of Schools

Vote For 1

	TOTAL	Polls	Early Provisional	S
WILLIAMS, DUSTIN	295	38	255	2
Write-In Totals	10	1	9	0
Not Assigned	10	1	9	0
Total Votes Cast	305	39	264	2

County Treasurer

Vote For 1

	TOTAL	Polls	Early Provisional	S
JOHNSON, BRIAN	242	31	211	0
ACKERLEY, CHRIS	166	25	139	2
Write-In Totals	1	0	1	0
Not Assigned	1	0	1	0
Total Votes Cast	409	56	351	2

Justice of the Peace Precinct 6

Vote For 1

	TOTAL	Polls	Early Provisional	S
BALL, ALEXANDER	295	41	253	1
Write-In Totals	12	1	11	0
Not Assigned	12	1	11	0
Total Votes Cast	307	42	264	1

Constable Precinct 6

Vote For 1

	TOTAL	Polls	Early Provisional	S
BERNAL, BENNETT L.	293	40	252	1
Write-In Totals	12	2	10	0
Not Assigned	12	2	10	0
Total Votes Cast	305	42	262	1

KING, KATHRYN H.

Vote For 1

	TOTAL	Polls	Early Provisional	S
Yes / Si	197	29	166	2
No	166	23	143	0
Total Votes Cast	363	52	309	2

BOLICK, CLINT

Vote For 1

	TOTAL	Polls	Early Provisional	S
Yes / Si	186	27	158	1
No	176	26	149	1
Total Votes Cast	362	53	307	2

Precinct 260

ECKERSTROM, PETER J.

Vote For 1

	TOTAL	Polls	Early Provisional	S
Yes / Si	254	27	225	2
No	86	22	64	0
Total Votes Cast	340	49	289	2

STARING, CHRISTOPHER P.

Vote For 1

	TOTAL	Polls	Early Provisional	S
Yes / Si	246	30	214	2
No	93	19	74	0
Total Votes Cast	339	49	288	2

GRIFFIN, BRENDEN J.

Vote For 1

	TOTAL	Polls	Early Provisional	S
Yes / Si	251	33	216	2
No	83	17	66	0
Total Votes Cast	334	50	282	2

LEE, KENNETH

Vote For 1

	TOTAL	Polls	Early Provisional	S
Yes / Si	243	29	212	2
No	86	20	66	0
Total Votes Cast	329	49	278	2

BRYSON, KYLE A.

Vote For 1

	TOTAL	Polls	Early Provisional	S
Yes / Si	243	30	211	2
No	84	18	66	0
Total Votes Cast	327	48	277	2

COHEN, GARY J.

Vote For 1

	TOTAL	Polls	Early Provisional	S
Yes / Si	237	32	203	2
No	91	16	75	0
Total Votes Cast	328	48	278	2

Precinct 260

GORDON, RICHARD E.

Vote For 1

	TOTAL	Polls	Early Provisional	S
Yes / Si	248	30	216	2
No	83	18	65	0
Total Votes Cast	331	48	281	2

BUTLER, MICHAEL J.

Vote For 1

	TOTAL	Polls	Early Provisional	S
Yes / Si	253	30	221	2
No	78	18	60	0
Total Votes Cast	331	48	281	2

YEHLING, WAYNE E.

Vote For 1

	TOTAL	Polls	Early Provisional	S
Yes / Si	238	32	204	2
No	91	16	75	0
Total Votes Cast	329	48	279	2

CONSTANT, DANIELLE J.K.

Vote For 1

	TOTAL	Polls	Early Provisional	S
Yes / Si	237	32	203	2
No	92	16	76	0
Total Votes Cast	329	48	279	2

METCALF, D. DOUGLAS

Vote For 1

	TOTAL	Polls	Early Provisional	S
Yes / Si	241	28	211	2
No	90	20	70	0
Total Votes Cast	331	48	281	2

MCGINLEY, CASEY F.

Vote For 1

	TOTAL	Polls	Early Provisional	S
Yes / Si	247	29	216	2
No	81	19	62	0
Total Votes Cast	328	48	278	2

Precinct 260

SAKALL, GREG

Vote For 1

	TOTAL	Polls	Early Provisional	S
Yes / Si	242	31	209	2
No	87	17	70	0
Total Votes Cast	329	48	279	2

WAGENER, JOAN L.

Vote For 1

	TOTAL	Polls	Early Provisional	S
Yes / Si	236	26	208	2
No	95	22	73	0
Total Votes Cast	331	48	281	2

JOHNSON, KELLIE L.

Vote For 1

	TOTAL	Polls	Early Provisional	S
Yes / Si	213	30	181	2
No	116	20	96	0
Total Votes Cast	329	50	277	2

ORTIZ, KIMBERLY H.

Vote For 1

	TOTAL	Polls	Early Provisional	S
Yes / Si	252	34	216	2
No	78	15	63	0
Total Votes Cast	330	49	279	2

MCDONALD, SCOTT DAVID

Vote For 1

	TOTAL	Polls	Early Provisional	S
Yes / Si	248	32	214	2
No	81	17	64	0
Total Votes Cast	329	49	278	2

ABRAMS, LISA ILKA

Vote For 1

	TOTAL	Polls	Early Provisional	S
Yes / Si	244	31	211	2
No	85	18	67	0
Total Votes Cast	329	49	278	2

Precinct 260

Board of Governors - Pima Community College Dist. 3

Vote For 1

	TOTAL	Polls	Early Provisional	S
GARCIA, MARIA DE LA LUZ	141	22	118	1
RANDALL, KRISTEN	180	21	158	1
Write-In Totals	5	0	5	0
Not Assigned	5	0	5	0
Total Votes Cast	326	43	281	2

PROPOSITION 133

Vote For 1

	TOTAL	Polls	Early Provisional	S
Yes / Si	126	21	104	1
No	275	35	239	1
Total Votes Cast	401	56	343	2

PROPOSITION 134

Vote For 1

	TOTAL	Polls	Early Provisional	S
Yes / Si	122	26	95	1
No	271	29	241	1
Total Votes Cast	393	55	336	2

PROPOSITION 135

Vote For 1

	TOTAL	Polls	Early Provisional	S
Yes / Si	155	31	122	2
No	240	26	214	0
Total Votes Cast	395	57	336	2

PROPOSITION 136

Vote For 1

	TOTAL	Polls	Early Provisional	S
Yes / Si	121	25	95	1
No	273	30	242	1
Total Votes Cast	394	55	337	2

PROPOSITION 137

Vote For 1

	TOTAL	Polls	Early Provisional	S
Yes / Si	81	11	69	1
No	317	46	270	1
Total Votes Cast	398	57	339	2

Precinct 260

PROPOSITION 138

Vote For 1

	TOTAL	Polls	Early Provisional	s
Yes / Si	73	15	57	1
No	334	43	290	1
Total Votes Cast	407	58	347	2

PROPOSITION 139

Vote For 1

	TOTAL	Polls	Early Provisional	s
Yes / Si	303	40	260	3
No	122	20	102	0
Total Votes Cast	425	60	362	3

PROPOSITION 140

Vote For 1

	TOTAL	Polls	Early Provisional	s
Yes / Si	200	29	169	2
No	221	31	189	1
Total Votes Cast	421	60	358	3

PROPOSITION 311

Vote For 1

	TOTAL	Polls	Early Provisional	s
Yes / Si	246	38	206	2
No	176	20	156	0
Total Votes Cast	422	58	362	2

PROPOSITION 312

Vote For 1

	TOTAL	Polls	Early Provisional	s
Yes / Si	234	37	195	2
No	187	22	165	0
Total Votes Cast	421	59	360	2

PROPOSITION 313

Vote For 1

	TOTAL	Polls	Early Provisional	s
Yes / Si	225	35	189	1
No	189	23	164	2
Total Votes Cast	414	58	353	3

Precinct 260

PROPOSITION 314

Vote For 1

	TOTAL	Polls	Early Provisional	S
Yes / Sí	215	29	184	2
No	195	28	167	0
Total Votes Cast	410	57	351	2

PROPOSITION 315

Vote For 1

	TOTAL	Polls	Early Provisional	S
Yes / Sí	155	29	125	1
No	247	28	218	1
Total Votes Cast	402	57	343	2

PROPOSITION 412 - Amphitheater Unified School District No. 10

Vote For 1

	TOTAL	Polls	Early Provisional	S
Bond Approval, Yes / Aprobación de Bonos, Sí	232	31	200	1
Bond Approval, No / Aprobación de Bonos, No	171	27	144	0
Total Votes Cast	403	58	344	1

PROPOSITION 413 - Amphitheater Unified School District No. 10

Vote For 1

	TOTAL	Polls	Early Provisional	S
Budget Override Continuation, Yes / Continuación del Aumento al Presupuesto, Sí	228	28	199	1
Budget Override Continuation, No / Continuación del Aumento al Presupuesto, No	173	29	144	0
Total Votes Cast	401	57	343	1

Summary Results Report
 General Election
 November 5, 2024

OFFICIAL RESULTS
 Summary of Votes Cast
 County of Pima

Precinct 262

Statistics	TOTAL	Polls	Early Provisional	s
Registered Voters - Total	2,625			
Ballots Cast - Total	2,152	242	1,895	15
Ballots Cast - Blank	38	11	24	3
Voter Turnout - Total	81.98%			

Presidential Electors

Vote For 1	TOTAL	Polls	Early Provisional	s
HARRIS, KAMALA D.	1,145	91	1,048	6
TRUMP, DONALD J.	961	143	809	9
OLIVER, CHASE	13	1	12	0
STEIN, JILL	18	4	14	0
Write-In Totals	2	1	1	0
Write-In: Ayyadurai / Ellis	0	0	0	0
Write-In: Boddie / Stoneham	0	0	0	0
Write-In: De la Cruz / Garcia	0	0	0	0
Write-In: Shelton / Serra	0	0	0	0
Write-In: Skousen / Combs	0	0	0	0
Not Assigned	2	1	1	0
Total Votes Cast	2,139	240	1,884	15

U.S. Senator

Vote For 1	TOTAL	Polls	Early Provisional	s
GALLEGO, RUBEN	1,167	99	1,060	8
LAKE, KARI	857	125	728	4
QUINTANA, EDUARDO	61	9	51	1
Write-In Totals	4	0	4	0
Write-In: Williams, Sarah	0	0	0	0
Write-In: Beckett, Christopher	0	0	0	0
Write-In: Sanders, Steven Cavin	1	0	1	0
Write-In: Bozic, David	0	0	0	0
Write-In: Petty, Shawn	0	0	0	0
Write-In: Rodriguez, Benjamin	0	0	0	0
Write-In: Prosser, Jannie "Jannie"	0	0	0	0
Not Assigned	3	0	3	0
Total Votes Cast	2,089	233	1,843	13

Summary Results Report
 General Election
 November 5, 2024

OFFICIAL RESULTS
 Summary of Votes Cast
 County of Pima

Precinct 262

U.S. Representative in Congress District 6

Vote For 1

	TOTAL	Polls	Early Provisional	s
ENGEL, KIRSTEN	1,088	91	993	4
CISCOMANI, JUAN	926	137	783	6
EASTWOOD, ATHENA	64	4	59	1
Write-In Totals	3	0	3	0
Write-In: Pozzolo, Luis	0	0	0	0
Not Assigned	3	0	3	0
Total Votes Cast	2,081	232	1,838	11

State Senator District 18

Vote For 1

	TOTAL	Polls	Early Provisional	s
SUNDARESHAN, PRIYA	1,306	125	1,175	6
Write-In Totals	81	21	60	0
Not Assigned	81	21	60	0
Total Votes Cast	1,387	146	1,235	6

State Representative Dist. 18

Vote For 2

	TOTAL	Polls	Early Provisional	s
GUTIERREZ, NANCY	979	63	913	3
MATHIS, CHRIS	992	66	922	4
ROSENBLUM, LEONARD "LEN"	911	131	776	4
Write-In Totals	23	2	21	0
Not Assigned	23	2	21	0
Total Votes Cast	2,905	262	2,632	11

Corporation Commissioner

Vote For 3

	TOTAL	Polls	Early Provisional	s
AGUILAR, YLENIA	962	59	899	4
HILL, JONATHON	944	48	894	2
POLACHECK, JOSHUA	927	52	872	3
LOPEZ, RENE	782	100	679	3
MARQUEZ PETERSON, LEA	763	87	672	4
WALDEN, RACHEL	833	97	734	2
CEASE, MIKE	62	14	46	2
LUXENBERG, NINA	73	16	57	0
Write-In Totals	0	0	0	0
Write-In: Bertone, Frank	0	0	0	0
Not Assigned	0	0	0	0
Total Votes Cast	5,346	473	4,853	20

Precinct 262

Board of Supervisors District 4

Vote For 1

	TOTAL	Polls	Early Provisional	S
BECHTOL, VANESSA	1,051	85	961	5
CHRISTY, STEPHEN W. "STEVE"	956	132	822	2
Write-In Totals	1	0	1	0
Not Assigned	1	0	1	0
Total Votes Cast	2,008	217	1,784	7

County Assessor

Vote For 1

	TOTAL	Polls	Early Provisional	S
DROUBIE, SUZANNE	1,322	129	1,184	9
Write-In Totals	69	19	50	0
Not Assigned	69	19	50	0
Total Votes Cast	1,391	148	1,234	9

County Attorney

Vote For 1

	TOTAL	Polls	Early Provisional	S
CONOVER, LAURA	1,141	94	1,041	6
DRUAN, HOWARD	429	73	350	6
Write-In Totals	38	8	30	0
Not Assigned	38	8	30	0
Total Votes Cast	1,608	175	1,421	12

County Recorder

Vote For 1

	TOTAL	Polls	Early Provisional	S
CÁZARES-KELLY, GABRIELLA	1,105	88	1,010	7
CAMPBELL-GONZALEZ, DOMINIC	874	125	744	5
Write-In Totals	3	0	3	0
Not Assigned	3	0	3	0
Total Votes Cast	1,982	213	1,757	12

County Sheriff

Vote For 1

	TOTAL	Polls	Early Provisional	S
NANOS, CHRIS	927	82	839	6
LAPPIN, HEATHER	1,105	138	960	7
Write-In Totals	5	1	4	0
Write-In: Di Genova, Trista	1	0	1	0
Not Assigned	4	1	3	0
Total Votes Cast	2,037	221	1,803	13

Precinct 262

County Superintendent of Schools

Vote For 1

	TOTAL	Polls	Early Provisional	S
WILLIAMS, DUSTIN	1,312	127	1,177	8
Write-In Totals	74	20	53	1
Not Assigned	74	20	53	1
Total Votes Cast	1,386	147	1,230	9

County Treasurer

Vote For 1

	TOTAL	Polls	Early Provisional	S
JOHNSON, BRIAN	1,032	78	948	6
ACKERLEY, CHRIS	963	134	823	6
Write-In Totals	2	0	2	0
Not Assigned	2	0	2	0
Total Votes Cast	1,997	212	1,773	12

Constable Precinct 8

Vote For 1

	TOTAL	Polls	Early Provisional	S
TOTH, CHRISTOPHER	1,038	85	948	5
LAKE, BILL	934	128	803	3
Write-In Totals	1	0	1	0
Not Assigned	1	0	1	0
Total Votes Cast	1,973	213	1,752	8

KING, KATHRYN H.

Vote For 1

	TOTAL	Polls	Early Provisional	S
Yes / Si	963	129	830	4
No	735	47	683	5
Total Votes Cast	1,698	176	1,513	9

BOLICK, CLINT

Vote For 1

	TOTAL	Polls	Early Provisional	S
Yes / Si	923	118	801	4
No	763	54	703	6
Total Votes Cast	1,686	172	1,504	10

ECKERSTROM, PETER J.

Vote For 1

	TOTAL	Polls	Early Provisional	S
Yes / Si	1,174	110	1,059	5
No	416	60	351	5
Total Votes Cast	1,590	170	1,410	10

Precinct 262

STARING, CHRISTOPHER P.

Vote For 1

	TOTAL	Polls	Early Provisional	S
Yes / Si	1,152	118	1,030	4
No	429	48	377	4
Total Votes Cast	1,581	166	1,407	8

GRIFFIN, BRENDEN J.

Vote For 1

	TOTAL	Polls	Early Provisional	S
Yes / Si	1,125	106	1,015	4
No	416	51	360	5
Total Votes Cast	1,541	157	1,375	9

LEE, KENNETH

Vote For 1

	TOTAL	Polls	Early Provisional	S
Yes / Si	1,115	112	999	4
No	404	47	352	5
Total Votes Cast	1,519	159	1,351	9

BRYSON, KYLE A.

Vote For 1

	TOTAL	Polls	Early Provisional	S
Yes / Si	1,141	107	1,030	4
No	387	47	335	5
Total Votes Cast	1,528	154	1,365	9

COHEN, GARY J.

Vote For 1

	TOTAL	Polls	Early Provisional	S
Yes / Si	1,116	112	1,000	4
No	400	42	353	5
Total Votes Cast	1,516	154	1,353	9

GORDON, RICHARD E.

Vote For 1

	TOTAL	Polls	Early Provisional	S
Yes / Si	1,124	109	1,010	5
No	406	47	355	4
Total Votes Cast	1,530	156	1,365	9

Precinct 262

BUTLER, MICHAEL J.

Vote For 1

	TOTAL	Polls	Early Provisional	S
Yes / Si	1,144	116	1,025	3
No	391	43	342	6
Total Votes Cast	1,535	159	1,367	9

YEHLING, WAYNE E.

Vote For 1

	TOTAL	Polls	Early Provisional	S
Yes / Si	1,103	112	987	4
No	419	45	370	4
Total Votes Cast	1,522	157	1,357	8

CONSTANT, DANIELLE J.K.

Vote For 1

	TOTAL	Polls	Early Provisional	S
Yes / Si	1,066	107	955	4
No	454	48	402	4
Total Votes Cast	1,520	155	1,357	8

METCALF, D. DOUGLAS

Vote For 1

	TOTAL	Polls	Early Provisional	S
Yes / Si	1,109	113	992	4
No	415	44	366	5
Total Votes Cast	1,524	157	1,358	9

MCGINLEY, CASEY F.

Vote For 1

	TOTAL	Polls	Early Provisional	S
Yes / Si	1,133	114	1,014	5
No	389	42	343	4
Total Votes Cast	1,522	156	1,357	9

SAKALL, GREG

Vote For 1

	TOTAL	Polls	Early Provisional	S
Yes / Si	1,106	105	998	3
No	416	49	362	5
Total Votes Cast	1,522	154	1,360	8

Precinct 262

WAGENER, JOAN L.

	TOTAL	Polls	Early Provisional	S
Vote For 1				
Yes / Si	1,114	114	995	5
No	406	42	360	4
Total Votes Cast	1,520	156	1,355	9

JOHNSON, KELLIE L.

	TOTAL	Polls	Early Provisional	S
Vote For 1				
Yes / Si	1,026	110	911	5
No	507	45	458	4
Total Votes Cast	1,533	155	1,369	9

ORTIZ, KIMBERLY H.

	TOTAL	Polls	Early Provisional	S
Vote For 1				
Yes / Si	1,134	111	1,019	4
No	388	41	343	4
Total Votes Cast	1,522	152	1,362	8

MCDONALD, SCOTT DAVID

	TOTAL	Polls	Early Provisional	S
Vote For 1				
Yes / Si	1,089	111	973	5
No	431	42	385	4
Total Votes Cast	1,520	153	1,358	9

ABRAMS, LISA ILKA

	TOTAL	Polls	Early Provisional	S
Vote For 1				
Yes / Si	1,128	113	1,011	4
No	395	41	350	4
Total Votes Cast	1,523	154	1,361	8

Governing Board - Tucson Unified School District (TUSD) No. 1

	TOTAL	Polls	Early Provisional	S
Vote For 3				
ACOSTA RUIZ, PILAR	680	69	609	2
FLORES, ESTEBAN	539	57	478	4
LUNA ROSE, NATALIE	940	70	865	5
SHAH, RAVI	778	49	727	2
SHAW, SADIE	893	81	809	3
Write-In Totals	39	4	35	0
Not Assigned	39	4	35	0
Total Votes Cast	3,869	330	3,523	16

Precinct 262

PROPOSITION 133

Vote For 1

	TOTAL	Polls	Early Provisional	S
Yes / Si	703	107	592	4
No	1,188	107	1,075	6
Total Votes Cast	1,891	214	1,667	10

PROPOSITION 134

Vote For 1

	TOTAL	Polls	Early Provisional	S
Yes / Si	704	99	602	3
No	1,192	113	1,072	7
Total Votes Cast	1,896	212	1,674	10

PROPOSITION 135

Vote For 1

	TOTAL	Polls	Early Provisional	S
Yes / Si	781	122	653	6
No	1,094	89	1,001	4
Total Votes Cast	1,875	211	1,654	10

PROPOSITION 136

Vote For 1

	TOTAL	Polls	Early Provisional	S
Yes / Si	630	96	531	3
No	1,240	113	1,120	7
Total Votes Cast	1,870	209	1,651	10

PROPOSITION 137

Vote For 1

	TOTAL	Polls	Early Provisional	S
Yes / Si	371	64	305	2
No	1,495	140	1,349	6
Total Votes Cast	1,866	204	1,654	8

PROPOSITION 138

Vote For 1

	TOTAL	Polls	Early Provisional	S
Yes / Si	451	66	382	3
No	1,477	151	1,319	7
Total Votes Cast	1,928	217	1,701	10

Precinct 262

PROPOSITION 139

Vote For 1

	TOTAL	Polls	Early Provisional	S
Yes / Si	1,396	133	1,253	10
No	665	91	573	1
Total Votes Cast	2,061	224	1,826	11

PROPOSITION 140

Vote For 1

	TOTAL	Polls	Early Provisional	S
Yes / Si	901	120	774	7
No	1,103	94	1,005	4
Total Votes Cast	2,004	214	1,779	11

PROPOSITION 311

Vote For 1

	TOTAL	Polls	Early Provisional	S
Yes / Si	1,266	167	1,091	8
No	737	52	682	3
Total Votes Cast	2,003	219	1,773	11

PROPOSITION 312

Vote For 1

	TOTAL	Polls	Early Provisional	S
Yes / Si	1,154	148	1,001	5
No	830	65	760	5
Total Votes Cast	1,984	213	1,761	10

PROPOSITION 313

Vote For 1

	TOTAL	Polls	Early Provisional	S
Yes / Si	1,223	163	1,050	10
No	729	50	678	1
Total Votes Cast	1,952	213	1,728	11

PROPOSITION 314

Vote For 1

	TOTAL	Polls	Early Provisional	S
Yes / Si	1,161	156	995	10
No	774	59	713	2
Total Votes Cast	1,935	215	1,708	12

Precinct 262

PROPOSITION 315

Vote For 1

	TOTAL	Polls	Early Provisional	S
Yes / Si	795	116	673	6
No	1,073	87	980	6
Total Votes Cast	1,868	203	1,653	12

Summary Results Report
 General Election
 November 5, 2024

OFFICIAL RESULTS
 Summary of Votes Cast
 County of Pima

Precinct 264

Statistics	TOTAL	Polls	Early Provisional	s
Registered Voters - Total	812			
Ballots Cast - Total	559	87	466	6
Ballots Cast - Blank	11	4	7	0
Voter Turnout - Total	68.84%			

Presidential Electors

Vote For 1	TOTAL	Polls	Early Provisional	s
HARRIS, KAMALA D.	327	41	284	2
TRUMP, DONALD J.	217	43	171	3
OLIVER, CHASE	2	0	2	0
STEIN, JILL	6	2	3	1
Write-In Totals	6	0	6	0
Write-In: Ayyadurai / Ellis	0	0	0	0
Write-In: Boddie / Stoneham	0	0	0	0
Write-In: De la Cruz / Garcia	0	0	0	0
Write-In: Shelton / Serra	0	0	0	0
Write-In: Skousen / Combs	0	0	0	0
Not Assigned	6	0	6	0
Total Votes Cast	558	86	466	6

U.S. Senator

Vote For 1	TOTAL	Polls	Early Provisional	s
GALLEGO, RUBEN	327	38	287	2
LAKE, KARI	197	38	157	2
QUINTANA, EDUARDO	23	7	15	1
Write-In Totals	1	0	1	0
Write-In: Williams, Sarah	0	0	0	0
Write-In: Beckett, Christopher	0	0	0	0
Write-In: Sanders, Steven Cavin	0	0	0	0
Write-In: Bozic, David	0	0	0	0
Write-In: Petty, Shawn	0	0	0	0
Write-In: Rodriguez, Benjamin	0	0	0	0
Write-In: Prosser, Jannie "Jannie"	0	0	0	0
Not Assigned	1	0	1	0
Total Votes Cast	548	83	460	5

U.S. Representative in Congress District 7

Vote For 1	TOTAL	Polls	Early Provisional	s
GRIJALVA, RAÚL M.	318	41	276	1
BUTIEREZ SR., DANIEL FRANCIS	215	40	174	1
Write-In Totals	1	0	1	0
Not Assigned	1	0	1	0
Total Votes Cast	534	81	451	2

Summary Results Report
 General Election
 November 5, 2024

OFFICIAL RESULTS
 Summary of Votes Cast
 County of Pima

Precinct 264

State Senator District 21

Vote For 1

	TOTAL	Polls	Early Provisional	S
GABALDÓN, ROSANNA	382	54	325	3
Write-In Totals	14	3	11	0
Not Assigned	14	3	11	0
Total Votes Cast	396	57	336	3

State Representative Dist. 21

Vote For 2

	TOTAL	Polls	Early Provisional	S
HERNANDEZ, CONSUELO	245	22	222	1
STAHL HAMILTON, STEPHANIE	282	27	253	2
KIBBEY, CHRISTOPHER	211	42	168	1
Write-In Totals	6	0	6	0
Not Assigned	6	0	6	0
Total Votes Cast	744	91	649	4

Corporation Commissioner

Vote For 3

	TOTAL	Polls	Early Provisional	S
AGUILAR, YLENIA	272	29	242	1
HILL, JONATHON	261	16	243	2
POLACHECK, JOSHUA	234	14	220	0
LOPEZ, RENE	166	32	132	2
MARQUEZ PETERSON, LEA	150	23	125	2
WALDEN, RACHEL	169	29	137	3
CEASE, MIKE	13	3	9	1
LUXENBERG, NINA	24	4	20	0
Write-In Totals	1	0	1	0
Write-In: Bertone, Frank	0	0	0	0
Not Assigned	1	0	1	0
Total Votes Cast	1,290	150	1,129	11

Board of Supervisors District 4

Vote For 1

	TOTAL	Polls	Early Provisional	S
BECHTOL, VANESSA	306	34	271	1
CHRISTY, STEPHEN W. "STEVE"	220	43	176	1
Write-In Totals	2	1	1	0
Not Assigned	2	1	1	0
Total Votes Cast	528	78	448	2

Precinct 264

County Assessor

Vote For 1

	TOTAL	Polls	Early Provisional	S
DROUBIE, SUZANNE	383	56	323	4
Write-In Totals	11	0	10	1
Not Assigned	11	0	10	1
Total Votes Cast	394	56	333	5

County Attorney

Vote For 1

	TOTAL	Polls	Early Provisional	S
CONOVER, LAURA	327	42	283	2
DRUAN, HOWARD	108	26	80	2
Write-In Totals	9	1	7	1
Not Assigned	9	1	7	1
Total Votes Cast	444	69	370	5

County Recorder

Vote For 1

	TOTAL	Polls	Early Provisional	S
CÁZARES-KELLY, GABRIELLA	318	34	281	3
CAMPBELL-GONZALEZ, DOMINIC	198	42	154	2
Write-In Totals	2	0	2	0
Not Assigned	2	0	2	0
Total Votes Cast	518	76	437	5

County Sheriff

Vote For 1

	TOTAL	Polls	Early Provisional	S
NANOS, CHRIS	279	34	244	1
LAPPIN, HEATHER	244	45	195	4
Write-In Totals	3	1	2	0
Write-In: Di Genova, Trista	0	0	0	0
Not Assigned	3	1	2	0
Total Votes Cast	526	80	441	5

County Superintendent of Schools

Vote For 1

	TOTAL	Polls	Early Provisional	S
WILLIAMS, DUSTIN	376	57	316	3
Write-In Totals	15	2	12	1
Not Assigned	15	2	12	1
Total Votes Cast	391	59	328	4

Precinct 264

County Treasurer

Vote For 1

	TOTAL	Polls	Early Provisional	S
JOHNSON, BRIAN	293	34	257	2
ACKERLEY, CHRIS	221	42	177	2
Write-In Totals	2	0	2	0
Not Assigned	2	0	2	0
Total Votes Cast	516	76	436	4

Justice of the Peace Precinct 2

Vote For 1

	TOTAL	Polls	Early Provisional	S
CORNEJO, ERICA	382	56	323	3
Write-In Totals	10	2	8	0
Not Assigned	10	2	8	0
Total Votes Cast	392	58	331	3

KING, KATHRYN H.

Vote For 1

	TOTAL	Polls	Early Provisional	S
Yes / Si	258	47	210	1
No	188	17	169	2
Total Votes Cast	446	64	379	3

BOLICK, CLINT

Vote For 1

	TOTAL	Polls	Early Provisional	S
Yes / Si	239	34	204	1
No	198	25	171	2
Total Votes Cast	437	59	375	3

ECKERSTROM, PETER J.

Vote For 1

	TOTAL	Polls	Early Provisional	S
Yes / Si	309	41	267	1
No	113	17	94	2
Total Votes Cast	422	58	361	3

STARING, CHRISTOPHER P.

Vote For 1

	TOTAL	Polls	Early Provisional	S
Yes / Si	283	38	244	1
No	133	18	113	2
Total Votes Cast	416	56	357	3

Precinct 264

GRIFFIN, BRENDEN J.

Vote For 1

	TOTAL	Polls	Early Provisional	S
Yes / Si	280	43	236	1
No	137	20	115	2
Total Votes Cast	417	63	351	3

LEE, KENNETH

Vote For 1

	TOTAL	Polls	Early Provisional	S
Yes / Si	299	41	257	1
No	122	21	99	2
Total Votes Cast	421	62	356	3

BRYSON, KYLE A.

Vote For 1

	TOTAL	Polls	Early Provisional	S
Yes / Si	286	38	247	1
No	132	22	108	2
Total Votes Cast	418	60	355	3

COHEN, GARY J.

Vote For 1

	TOTAL	Polls	Early Provisional	S
Yes / Si	291	44	246	1
No	130	19	109	2
Total Votes Cast	421	63	355	3

GORDON, RICHARD E.

Vote For 1

	TOTAL	Polls	Early Provisional	S
Yes / Si	288	41	246	1
No	135	21	112	2
Total Votes Cast	423	62	358	3

BUTLER, MICHAEL J.

Vote For 1

	TOTAL	Polls	Early Provisional	S
Yes / Si	293	43	249	1
No	126	17	107	2
Total Votes Cast	419	60	356	3

Precinct 264

YEHLING, WAYNE E.

Vote For 1

	TOTAL	Polls	Early Provisional	S
Yes / Si	282	40	241	1
No	137	21	114	2
Total Votes Cast	419	61	355	3

CONSTANT, DANIELLE J.K.

Vote For 1

	TOTAL	Polls	Early Provisional	S
Yes / Si	294	44	249	1
No	123	19	102	2
Total Votes Cast	417	63	351	3

METCALF, D. DOUGLAS

Vote For 1

	TOTAL	Polls	Early Provisional	S
Yes / Si	282	43	238	1
No	135	20	113	2
Total Votes Cast	417	63	351	3

MCGINLEY, CASEY F.

Vote For 1

	TOTAL	Polls	Early Provisional	S
Yes / Si	294	42	251	1
No	127	20	105	2
Total Votes Cast	421	62	356	3

SAKALL, GREG

Vote For 1

	TOTAL	Polls	Early Provisional	S
Yes / Si	281	43	237	1
No	135	18	115	2
Total Votes Cast	416	61	352	3

WAGENER, JOAN L.

Vote For 1

	TOTAL	Polls	Early Provisional	S
Yes / Si	282	36	245	1
No	137	26	109	2
Total Votes Cast	419	62	354	3

Precinct 264

JOHNSON, KELLIE L.

Vote For 1

	TOTAL	Polls	Early Provisional	S
Yes / Si	267	39	227	1
No	151	24	125	2
Total Votes Cast	418	63	352	3

ORTIZ, KIMBERLY H.

Vote For 1

	TOTAL	Polls	Early Provisional	S
Yes / Si	295	41	253	1
No	118	22	94	2
Total Votes Cast	413	63	347	3

MCDONALD, SCOTT DAVID

Vote For 1

	TOTAL	Polls	Early Provisional	S
Yes / Si	283	42	240	1
No	132	20	110	2
Total Votes Cast	415	62	350	3

ABRAMS, LISA ILKA

Vote For 1

	TOTAL	Polls	Early Provisional	S
Yes / Si	288	40	247	1
No	128	23	103	2
Total Votes Cast	416	63	350	3

Governing Board - Tucson Unified School District (TUSD) No. 1

Vote For 3

	TOTAL	Polls	Early Provisional	S
ACOSTA RUIZ, PILAR	176	25	150	1
FLORES, ESTEBAN	183	21	162	0
LUNA ROSE, NATALIE	233	29	203	1
SHAH, RAVI	145	11	134	0
SHAW, SADIE	239	28	210	1
Write-In Totals	5	1	4	0
Not Assigned	5	1	4	0
Total Votes Cast	981	115	863	3

PROPOSITION 133

Vote For 1

	TOTAL	Polls	Early Provisional	S
Yes / Si	210	41	166	3
No	291	34	255	2
Total Votes Cast	501	75	421	5

Precinct 264

PROPOSITION 134

Vote For 1

	TOTAL	Polls	Early Provisional	S
Yes / Si	210	38	169	3
No	291	37	253	1
Total Votes Cast	501	75	422	4

PROPOSITION 135

Vote For 1

	TOTAL	Polls	Early Provisional	S
Yes / Si	222	45	175	2
No	270	28	241	1
Total Votes Cast	492	73	416	3

PROPOSITION 136

Vote For 1

	TOTAL	Polls	Early Provisional	S
Yes / Si	174	38	134	2
No	316	35	279	2
Total Votes Cast	490	73	413	4

PROPOSITION 137

Vote For 1

	TOTAL	Polls	Early Provisional	S
Yes / Si	126	31	94	1
No	363	43	317	3
Total Votes Cast	489	74	411	4

PROPOSITION 138

Vote For 1

	TOTAL	Polls	Early Provisional	S
Yes / Si	110	24	85	1
No	397	51	342	4
Total Votes Cast	507	75	427	5

PROPOSITION 139

Vote For 1

	TOTAL	Polls	Early Provisional	S
Yes / Si	374	52	319	3
No	155	28	125	2
Total Votes Cast	529	80	444	5

Precinct 264

PROPOSITION 140

Vote For 1

	TOTAL	Polls	Early Provisional	s
Yes / Si	266	47	217	2
No	248	30	217	1
Total Votes Cast	514	77	434	3

PROPOSITION 311

Vote For 1

	TOTAL	Polls	Early Provisional	s
Yes / Si	343	55	285	3
No	175	22	151	2
Total Votes Cast	518	77	436	5

PROPOSITION 312

Vote For 1

	TOTAL	Polls	Early Provisional	s
Yes / Si	302	52	247	3
No	210	26	182	2
Total Votes Cast	512	78	429	5

PROPOSITION 313

Vote For 1

	TOTAL	Polls	Early Provisional	s
Yes / Si	352	57	290	5
No	153	20	132	1
Total Votes Cast	505	77	422	6

PROPOSITION 314

Vote For 1

	TOTAL	Polls	Early Provisional	s
Yes / Si	303	49	249	5
No	195	27	167	1
Total Votes Cast	498	76	416	6

PROPOSITION 315

Vote For 1

	TOTAL	Polls	Early Provisional	s
Yes / Si	227	43	182	2
No	258	32	225	1
Total Votes Cast	485	75	407	3

Summary Results Report
 General Election
 November 5, 2024

OFFICIAL RESULTS
 Summary of Votes Cast
 County of Pima

Precinct 265

Statistics	TOTAL	Polls	Early Provisional	s
Registered Voters - Total	210			
Ballots Cast - Total	168	17	151	0
Ballots Cast - Blank	3	1	2	0
Voter Turnout - Total	80.00%			

Presidential Electors

Vote For 1	TOTAL	Polls	Early Provisional	s
HARRIS, KAMALA D.	98	5	93	0
TRUMP, DONALD J.	65	10	55	0
OLIVER, CHASE	4	2	2	0
STEIN, JILL	1	0	1	0
Write-In Totals	0	0	0	0
Write-In: Ayyadurai / Ellis	0	0	0	0
Write-In: Boddie / Stoneham	0	0	0	0
Write-In: De la Cruz / Garcia	0	0	0	0
Write-In: Shelton / Serra	0	0	0	0
Write-In: Skousen / Combs	0	0	0	0
Not Assigned	0	0	0	0
Total Votes Cast	168	17	151	0

U.S. Senator

Vote For 1	TOTAL	Polls	Early Provisional	s
GALLEGO, RUBEN	107	6	101	0
LAKE, KARI	57	11	46	0
QUINTANA, EDUARDO	3	0	3	0
Write-In Totals	0	0	0	0
Write-In: Williams, Sarah	0	0	0	0
Write-In: Beckett, Christopher	0	0	0	0
Write-In: Sanders, Steven Cavin	0	0	0	0
Write-In: Bozic, David	0	0	0	0
Write-In: Petty, Shawn	0	0	0	0
Write-In: Rodriguez, Benjamin	0	0	0	0
Write-In: Prosser, Jannie "Jannie"	0	0	0	0
Not Assigned	0	0	0	0
Total Votes Cast	167	17	150	0

Precinct 265

U.S. Representative in Congress District 6

Vote For 1

	TOTAL	Polls	Early Provisional	s
ENGEL, KIRSTEN	95	5	90	0
CISCOMANI, JUAN	61	12	49	0
EASTWOOD, ATHENA	7	0	7	0
Write-In Totals	1	0	1	0
Write-In: Pozzolo, Luis	0	0	0	0
Not Assigned	1	0	1	0
Total Votes Cast	164	17	147	0

State Senator District 18

Vote For 1

	TOTAL	Polls	Early Provisional	s
SUNDARESHAN, PRIYA	116	9	107	0
Write-In Totals	5	1	4	0
Not Assigned	5	1	4	0
Total Votes Cast	121	10	111	0

State Representative Dist. 18

Vote For 2

	TOTAL	Polls	Early Provisional	s
GUTIERREZ, NANCY	90	6	84	0
MATHIS, CHRIS	88	5	83	0
ROSENBLUM, LEONARD "LEN"	60	7	53	0
Write-In Totals	0	0	0	0
Not Assigned	0	0	0	0
Total Votes Cast	238	18	220	0

Corporation Commissioner

Vote For 3

	TOTAL	Polls	Early Provisional	s
AGUILAR, YLENIA	85	7	78	0
HILL, JONATHON	92	6	86	0
POLACHECK, JOSHUA	83	5	78	0
LOPEZ, RENE	45	4	41	0
MARQUEZ PETERSON, LEA	51	5	46	0
WALDEN, RACHEL	53	8	45	0
CEASE, MIKE	5	0	5	0
LUXENBERG, NINA	6	0	6	0
Write-In Totals	0	0	0	0
Write-In: Bertone, Frank	0	0	0	0
Not Assigned	0	0	0	0
Total Votes Cast	420	35	385	0

Precinct 265

Board of Supervisors District 4

Vote For 1

	TOTAL	Polls	Early Provisional	S
BECHTOL, VANESSA	91	5	86	0
CHRISTY, STEPHEN W. "STEVE"	69	10	59	0
Write-In Totals	0	0	0	0
Not Assigned	0	0	0	0
Total Votes Cast	160	15	145	0

County Assessor

Vote For 1

	TOTAL	Polls	Early Provisional	S
DROUBIE, SUZANNE	114	9	105	0
Write-In Totals	5	1	4	0
Not Assigned	5	1	4	0
Total Votes Cast	119	10	109	0

County Attorney

Vote For 1

	TOTAL	Polls	Early Provisional	S
CONOVER, LAURA	99	6	93	0
DRUAN, HOWARD	31	5	26	0
Write-In Totals	2	0	2	0
Not Assigned	2	0	2	0
Total Votes Cast	132	11	121	0

County Recorder

Vote For 1

	TOTAL	Polls	Early Provisional	S
CÁZARES-KELLY, GABRIELLA	99	6	93	0
CAMPBELL-GONZALEZ, DOMINIC	56	8	48	0
Write-In Totals	0	0	0	0
Not Assigned	0	0	0	0
Total Votes Cast	155	14	141	0

County Sheriff

Vote For 1

	TOTAL	Polls	Early Provisional	S
NANOS, CHRIS	83	3	80	0
LAPPIN, HEATHER	78	13	65	0
Write-In Totals	0	0	0	0
Write-In: Di Genova, Trista	0	0	0	0
Not Assigned	0	0	0	0
Total Votes Cast	161	16	145	0

Precinct 265

County Superintendent of Schools

Vote For 1

	TOTAL	Polls	Early Provisional	S
WILLIAMS, DUSTIN	114	9	105	0
Write-In Totals	4	1	3	0
Not Assigned	4	1	3	0
Total Votes Cast	118	10	108	0

County Treasurer

Vote For 1

	TOTAL	Polls	Early Provisional	S
JOHNSON, BRIAN	86	5	81	0
ACKERLEY, CHRIS	70	8	62	0
Write-In Totals	0	0	0	0
Not Assigned	0	0	0	0
Total Votes Cast	156	13	143	0

Justice of the Peace Precinct 2

Vote For 1

	TOTAL	Polls	Early Provisional	S
CORNEJO, ERICA	114	9	105	0
Write-In Totals	5	1	4	0
Not Assigned	5	1	4	0
Total Votes Cast	119	10	109	0

KING, KATHRYN H.

Vote For 1

	TOTAL	Polls	Early Provisional	S
Yes / Si	75	6	69	0
No	58	7	51	0
Total Votes Cast	133	13	120	0

BOLICK, CLINT

Vote For 1

	TOTAL	Polls	Early Provisional	S
Yes / Si	68	6	62	0
No	62	7	55	0
Total Votes Cast	130	13	117	0

ECKERSTROM, PETER J.

Vote For 1

	TOTAL	Polls	Early Provisional	S
Yes / Si	99	6	93	0
No	26	6	20	0
Total Votes Cast	125	12	113	0

Precinct 265

STARING, CHRISTOPHER P.

Vote For 1

	TOTAL	Polls	Early Provisional	S
Yes / Si	98	6	92	0
No	27	6	21	0
Total Votes Cast	125	12	113	0

GRIFFIN, BRENDEN J.

Vote For 1

	TOTAL	Polls	Early Provisional	S
Yes / Si	96	7	89	0
No	28	5	23	0
Total Votes Cast	124	12	112	0

LEE, KENNETH

Vote For 1

	TOTAL	Polls	Early Provisional	S
Yes / Si	98	8	90	0
No	27	4	23	0
Total Votes Cast	125	12	113	0

BRYSON, KYLE A.

Vote For 1

	TOTAL	Polls	Early Provisional	S
Yes / Si	98	7	91	0
No	25	5	20	0
Total Votes Cast	123	12	111	0

COHEN, GARY J.

Vote For 1

	TOTAL	Polls	Early Provisional	S
Yes / Si	94	6	88	0
No	29	6	23	0
Total Votes Cast	123	12	111	0

GORDON, RICHARD E.

Vote For 1

	TOTAL	Polls	Early Provisional	S
Yes / Si	96	6	90	0
No	27	6	21	0
Total Votes Cast	123	12	111	0

Precinct 265

BUTLER, MICHAEL J.

Vote For 1

	TOTAL	Polls	Early Provisional	S
Yes / Si	97	7	90	0
No	26	5	21	0
Total Votes Cast	123	12	111	0

YEHLING, WAYNE E.

Vote For 1

	TOTAL	Polls	Early Provisional	S
Yes / Si	93	6	87	0
No	32	6	26	0
Total Votes Cast	125	12	113	0

CONSTANT, DANIELLE J.K.

Vote For 1

	TOTAL	Polls	Early Provisional	S
Yes / Si	90	6	84	0
No	31	6	25	0
Total Votes Cast	121	12	109	0

METCALF, D. DOUGLAS

Vote For 1

	TOTAL	Polls	Early Provisional	S
Yes / Si	98	7	91	0
No	28	5	23	0
Total Votes Cast	126	12	114	0

MCGINLEY, CASEY F.

Vote For 1

	TOTAL	Polls	Early Provisional	S
Yes / Si	96	8	88	0
No	27	4	23	0
Total Votes Cast	123	12	111	0

SAKALL, GREG

Vote For 1

	TOTAL	Polls	Early Provisional	S
Yes / Si	97	8	89	0
No	26	4	22	0
Total Votes Cast	123	12	111	0

Precinct 265

WAGENER, JOAN L.

Vote For 1

	TOTAL	Polls	Early Provisional	S
Yes / Si	96	8	88	0
No	27	4	23	0
Total Votes Cast	123	12	111	0

JOHNSON, KELLIE L.

Vote For 1

	TOTAL	Polls	Early Provisional	S
Yes / Si	92	7	85	0
No	34	5	29	0
Total Votes Cast	126	12	114	0

ORTIZ, KIMBERLY H.

Vote For 1

	TOTAL	Polls	Early Provisional	S
Yes / Si	96	6	90	0
No	29	6	23	0
Total Votes Cast	125	12	113	0

MCDONALD, SCOTT DAVID

Vote For 1

	TOTAL	Polls	Early Provisional	S
Yes / Si	99	7	92	0
No	25	5	20	0
Total Votes Cast	124	12	112	0

ABRAMS, LISA ILKA

Vote For 1

	TOTAL	Polls	Early Provisional	S
Yes / Si	92	7	85	0
No	31	5	26	0
Total Votes Cast	123	12	111	0

Governing Board - Tucson Unified School District (TUSD) No. 1

Vote For 3

	TOTAL	Polls	Early Provisional	S
ACOSTA RUIZ, PILAR	54	1	53	0
FLORES, ESTEBAN	43	5	38	0
LUNA ROSE, NATALIE	83	5	78	0
SHAH, RAVI	61	4	57	0
SHAW, SADIE	69	6	63	0
Write-In Totals	5	1	4	0
Not Assigned	5	1	4	0
Total Votes Cast	315	22	293	0

Precinct 265

PROPOSITION 133

Vote For 1

	TOTAL	Polls	Early Provisional	S
Yes / Si	43	5	38	0
No	106	9	97	0
Total Votes Cast	149	14	135	0

PROPOSITION 134

Vote For 1

	TOTAL	Polls	Early Provisional	S
Yes / Si	44	4	40	0
No	107	10	97	0
Total Votes Cast	151	14	137	0

PROPOSITION 135

Vote For 1

	TOTAL	Polls	Early Provisional	S
Yes / Si	50	5	45	0
No	94	9	85	0
Total Votes Cast	144	14	130	0

PROPOSITION 136

Vote For 1

	TOTAL	Polls	Early Provisional	S
Yes / Si	32	4	28	0
No	112	9	103	0
Total Votes Cast	144	13	131	0

PROPOSITION 137

Vote For 1

	TOTAL	Polls	Early Provisional	S
Yes / Si	20	1	19	0
No	126	13	113	0
Total Votes Cast	146	14	132	0

PROPOSITION 138

Vote For 1

	TOTAL	Polls	Early Provisional	S
Yes / Si	23	4	19	0
No	131	11	120	0
Total Votes Cast	154	15	139	0

Precinct 265

PROPOSITION 139

Vote For 1

	TOTAL	Polls	Early Provisional	S
Yes / Si	117	10	107	0
No	44	6	38	0
Total Votes Cast	161	16	145	0

PROPOSITION 140

Vote For 1

	TOTAL	Polls	Early Provisional	S
Yes / Si	77	8	69	0
No	81	8	73	0
Total Votes Cast	158	16	142	0

PROPOSITION 311

Vote For 1

	TOTAL	Polls	Early Provisional	S
Yes / Si	85	8	77	0
No	71	7	64	0
Total Votes Cast	156	15	141	0

PROPOSITION 312

Vote For 1

	TOTAL	Polls	Early Provisional	S
Yes / Si	76	8	68	0
No	80	7	73	0
Total Votes Cast	156	15	141	0

PROPOSITION 313

Vote For 1

	TOTAL	Polls	Early Provisional	S
Yes / Si	89	11	78	0
No	62	3	59	0
Total Votes Cast	151	14	137	0

PROPOSITION 314

Vote For 1

	TOTAL	Polls	Early Provisional	S
Yes / Si	75	9	66	0
No	75	5	70	0
Total Votes Cast	150	14	136	0

Precinct 265

PROPOSITION 315

Vote For 1

	TOTAL	Polls	Early Provisional	S
Yes / Si	57	7	50	0
No	90	6	84	0
Total Votes Cast	147	13	134	0

Precinct 266

Statistics	TOTAL	Polls	Early Provisional	s
Registered Voters - Total	214			
Ballots Cast - Total	136	38	98	0
Ballots Cast - Blank	0	0	0	0
Voter Turnout - Total	63.55%			

Presidential Electors

Vote For 1	TOTAL	Polls	Early Provisional	s
HARRIS, KAMALA D.	31	3	28	0
TRUMP, DONALD J.	103	34	69	0
OLIVER, CHASE	1	0	1	0
STEIN, JILL	0	0	0	0
Write-In Totals	1	1	0	0
Write-In: Ayyadurai / Ellis	0	0	0	0
Write-In: Boddie / Stoneham	0	0	0	0
Write-In: De la Cruz / Garcia	0	0	0	0
Write-In: Shelton / Serra	0	0	0	0
Write-In: Skousen / Combs	0	0	0	0
Not Assigned	1	1	0	0
Total Votes Cast	136	38	98	0

U.S. Senator

Vote For 1	TOTAL	Polls	Early Provisional	s
GALLEGO, RUBEN	32	3	29	0
LAKE, KARI	99	34	65	0
QUINTANA, EDUARDO	3	0	3	0
Write-In Totals	1	1	0	0
Write-In: Williams, Sarah	0	0	0	0
Write-In: Beckett, Christopher	0	0	0	0
Write-In: Sanders, Steven Cavin	0	0	0	0
Write-In: Bozic, David	0	0	0	0
Write-In: Petty, Shawn	0	0	0	0
Write-In: Rodriguez, Benjamin	0	0	0	0
Write-In: Prosser, Jannie "Jannie"	0	0	0	0
Not Assigned	1	1	0	0
Total Votes Cast	135	38	97	0

Summary Results Report
 General Election
 November 5, 2024

OFFICIAL RESULTS
 Summary of Votes Cast
 County of Pima

Precinct 266

U.S. Representative in Congress District 6

Vote For 1

	TOTAL	Polls	Early Provisional	S
ENGEL, KIRSTEN	30	4	26	0
CISCOMANI, JUAN	101	33	68	0
EASTWOOD, ATHENA	2	0	2	0
Write-In Totals	2	1	1	0
Write-In: Pozzolo, Luis	0	0	0	0
Not Assigned	2	1	1	0
Total Votes Cast	135	38	97	0

State Senator District 16

Vote For 1

	TOTAL	Polls	Early Provisional	S
SEAMAN, STACEY	29	3	26	0
SHOPE JR., THOMAS "T.J."	102	33	69	0
Write-In Totals	1	1	0	0
Not Assigned	1	1	0	0
Total Votes Cast	132	37	95	0

State Representative Dist. 16

Vote For 2

	TOTAL	Polls	Early Provisional	S
SEAMAN, KEITH	28	3	25	0
LOPEZ, CHRIS	92	24	68	0
MARTINEZ, TERESA	80	25	55	0
Write-In Totals	1	1	0	0
Not Assigned	1	1	0	0
Total Votes Cast	201	53	148	0

Corporation Commissioner

Vote For 3

	TOTAL	Polls	Early Provisional	S
AGUILAR, YLENIA	24	4	20	0
HILL, JONATHON	24	4	20	0
POLACHECK, JOSHUA	20	2	18	0
LOPEZ, RENE	89	26	63	0
MARQUEZ PETERSON, LEA	86	24	62	0
WALDEN, RACHEL	90	26	64	0
CEASE, MIKE	5	2	3	0
LUXENBERG, NINA	7	2	5	0
Write-In Totals	0	0	0	0
Write-In: Bertone, Frank	0	0	0	0
Not Assigned	0	0	0	0
Total Votes Cast	345	90	255	0

Precinct 266

Board of Supervisors District 3

Vote For 1

	TOTAL	Polls	Early Provisional	S
ALLEN, JENNIFER "JEN"	28	3	25	0
WITTENBRAKER, JANET "JL"	98	32	66	0
BAH, IMAN-UTOPIA LAYJOU	4	1	3	0
Write-In Totals	0	0	0	0
Not Assigned	0	0	0	0
Total Votes Cast	130	36	94	0

County Assessor

Vote For 1

	TOTAL	Polls	Early Provisional	S
DROUBIE, SUZANNE	59	17	42	0
Write-In Totals	1	0	1	0
Not Assigned	1	0	1	0
Total Votes Cast	60	17	43	0

County Attorney

Vote For 1

	TOTAL	Polls	Early Provisional	S
CONOVER, LAURA	41	10	31	0
DRUAN, HOWARD	40	11	29	0
Write-In Totals	1	0	1	0
Not Assigned	1	0	1	0
Total Votes Cast	82	21	61	0

County Recorder

Vote For 1

	TOTAL	Polls	Early Provisional	S
CÁZARES-KELLY, GABRIELLA	31	4	27	0
CAMPBELL-GONZALEZ, DOMINIC	92	31	61	0
Write-In Totals	0	0	0	0
Not Assigned	0	0	0	0
Total Votes Cast	123	35	88	0

County Sheriff

Vote For 1

	TOTAL	Polls	Early Provisional	S
NANOS, CHRIS	29	3	26	0
LAPPIN, HEATHER	97	31	66	0
Write-In Totals	0	0	0	0
Write-In: Di Genova, Trista	0	0	0	0
Not Assigned	0	0	0	0
Total Votes Cast	126	34	92	0

Precinct 266

County Superintendent of Schools

Vote For 1

	TOTAL	Polls	Early Provisional	S
WILLIAMS, DUSTIN	55	16	39	0
Write-In Totals	2	2	0	0
Not Assigned	2	2	0	0
Total Votes Cast	57	18	39	0

County Treasurer

Vote For 1

	TOTAL	Polls	Early Provisional	S
JOHNSON, BRIAN	27	3	24	0
ACKERLEY, CHRIS	100	33	67	0
Write-In Totals	0	0	0	0
Not Assigned	0	0	0	0
Total Votes Cast	127	36	91	0

Justice of the Peace Precinct 10

Vote For 1

	TOTAL	Polls	Early Provisional	S
FORMAN, ROBERT J.	108	33	75	0
Write-In Totals	2	0	2	0
Not Assigned	2	0	2	0
Total Votes Cast	110	33	77	0

Constable Precinct 10

Vote For 1

	TOTAL	Polls	Early Provisional	S
CAMMARANO, JOHN	106	32	74	0
Write-In Totals	2	0	2	0
Not Assigned	2	0	2	0
Total Votes Cast	108	32	76	0

KING, KATHRYN H.

Vote For 1

	TOTAL	Polls	Early Provisional	S
Yes / Si	69	17	52	0
No	30	10	20	0
Total Votes Cast	99	27	72	0

BOLICK, CLINT

Vote For 1

	TOTAL	Polls	Early Provisional	S
Yes / Si	70	20	50	0
No	26	6	20	0
Total Votes Cast	96	26	70	0

Precinct 266

ECKERSTROM, PETER J.

Vote For 1

	TOTAL	Polls	Early Provisional	S
Yes / Si	59	15	44	0
No	29	6	23	0
Total Votes Cast	88	21	67	0

STARING, CHRISTOPHER P.

Vote For 1

	TOTAL	Polls	Early Provisional	S
Yes / Si	62	15	47	0
No	25	6	19	0
Total Votes Cast	87	21	66	0

GRIFFIN, BRENDEN J.

Vote For 1

	TOTAL	Polls	Early Provisional	S
Yes / Si	67	18	49	0
No	20	6	14	0
Total Votes Cast	87	24	63	0

LEE, KENNETH

Vote For 1

	TOTAL	Polls	Early Provisional	S
Yes / Si	68	18	50	0
No	17	5	12	0
Total Votes Cast	85	23	62	0

BRYSON, KYLE A.

Vote For 1

	TOTAL	Polls	Early Provisional	S
Yes / Si	69	19	50	0
No	17	4	13	0
Total Votes Cast	86	23	63	0

COHEN, GARY J.

Vote For 1

	TOTAL	Polls	Early Provisional	S
Yes / Si	66	17	49	0
No	19	6	13	0
Total Votes Cast	85	23	62	0

Precinct 266

GORDON, RICHARD E.

Vote For 1

	TOTAL	Polls	Early Provisional	S
Yes / Si	66	17	49	0
No	17	5	12	0
Total Votes Cast	83	22	61	0

BUTLER, MICHAEL J.

Vote For 1

	TOTAL	Polls	Early Provisional	S
Yes / Si	65	19	46	0
No	20	4	16	0
Total Votes Cast	85	23	62	0

YEHLING, WAYNE E.

Vote For 1

	TOTAL	Polls	Early Provisional	S
Yes / Si	65	17	48	0
No	21	6	15	0
Total Votes Cast	86	23	63	0

CONSTANT, DANIELLE J.K.

Vote For 1

	TOTAL	Polls	Early Provisional	S
Yes / Si	63	19	44	0
No	22	4	18	0
Total Votes Cast	85	23	62	0

METCALF, D. DOUGLAS

Vote For 1

	TOTAL	Polls	Early Provisional	S
Yes / Si	65	18	47	0
No	20	5	15	0
Total Votes Cast	85	23	62	0

MCGINLEY, CASEY F.

Vote For 1

	TOTAL	Polls	Early Provisional	S
Yes / Si	64	17	47	0
No	20	5	15	0
Total Votes Cast	84	22	62	0

Precinct 266

SAKALL, GREG

Vote For 1

	TOTAL	Polls	Early Provisional	S
Yes / Si	64	16	48	0
No	20	6	14	0
Total Votes Cast	84	22	62	0

WAGENER, JOAN L.

Vote For 1

	TOTAL	Polls	Early Provisional	S
Yes / Si	64	16	48	0
No	19	5	14	0
Total Votes Cast	83	21	62	0

JOHNSON, KELLIE L.

Vote For 1

	TOTAL	Polls	Early Provisional	S
Yes / Si	68	18	50	0
No	16	4	12	0
Total Votes Cast	84	22	62	0

ORTIZ, KIMBERLY H.

Vote For 1

	TOTAL	Polls	Early Provisional	S
Yes / Si	66	18	48	0
No	18	4	14	0
Total Votes Cast	84	22	62	0

MCDONALD, SCOTT DAVID

Vote For 1

	TOTAL	Polls	Early Provisional	S
Yes / Si	67	19	48	0
No	20	5	15	0
Total Votes Cast	87	24	63	0

ABRAMS, LISA ILKA

Vote For 1

	TOTAL	Polls	Early Provisional	S
Yes / Si	64	16	48	0
No	20	5	15	0
Total Votes Cast	84	21	63	0

Precinct 266

Governing Board - Marana Unified School District No. 6

Vote For 3

	TOTAL	Polls	Early Provisional	S
ALEXANDER, ROY	59	18	41	0
HOLT, HUNTER D.	46	14	32	0
RAYMOND, CATHIE	29	7	22	0
ROBERTS, MIKAIL	47	11	36	0
WILLARD, DAVID	53	12	41	0
Write-In Totals	3	0	3	0
Not Assigned	3	0	3	0
Total Votes Cast	237	62	175	0

Board of Governors - Pima Community College Dist. 3

Vote For 1

	TOTAL	Polls	Early Provisional	S
GARCIA, MARIA DE LA LUZ	25	6	19	0
RANDALL, KRISTEN	59	17	42	0
Write-In Totals	1	0	1	0
Not Assigned	1	0	1	0
Total Votes Cast	85	23	62	0

PROPOSITION 133

Vote For 1

	TOTAL	Polls	Early Provisional	S
Yes / Si	61	16	45	0
No	61	19	42	0
Total Votes Cast	122	35	87	0

PROPOSITION 134

Vote For 1

	TOTAL	Polls	Early Provisional	S
Yes / Si	61	21	40	0
No	62	15	47	0
Total Votes Cast	123	36	87	0

PROPOSITION 135

Vote For 1

	TOTAL	Polls	Early Provisional	S
Yes / Si	68	19	49	0
No	51	16	35	0
Total Votes Cast	119	35	84	0

Precinct 266

PROPOSITION 136

Vote For 1

	TOTAL	Polls	Early Provisional	S
Yes / Si	54	17	37	0
No	66	18	48	0
Total Votes Cast	120	35	85	0

PROPOSITION 137

Vote For 1

	TOTAL	Polls	Early Provisional	S
Yes / Si	32	11	21	0
No	92	23	69	0
Total Votes Cast	124	34	90	0

PROPOSITION 138

Vote For 1

	TOTAL	Polls	Early Provisional	S
Yes / Si	33	11	22	0
No	93	25	68	0
Total Votes Cast	126	36	90	0

PROPOSITION 139

Vote For 1

	TOTAL	Polls	Early Provisional	S
Yes / Si	69	13	56	0
No	65	24	41	0
Total Votes Cast	134	37	97	0

PROPOSITION 140

Vote For 1

	TOTAL	Polls	Early Provisional	S
Yes / Si	55	7	48	0
No	76	29	47	0
Total Votes Cast	131	36	95	0

PROPOSITION 311

Vote For 1

	TOTAL	Polls	Early Provisional	S
Yes / Si	98	25	73	0
No	33	11	22	0
Total Votes Cast	131	36	95	0

Precinct 266

PROPOSITION 312

Vote For 1

	TOTAL	Polls	Early Provisional	s
Yes / Sí	97	26	71	0
No	33	9	24	0
Total Votes Cast	130	35	95	0

PROPOSITION 313

Vote For 1

	TOTAL	Polls	Early Provisional	s
Yes / Sí	95	24	71	0
No	31	11	20	0
Total Votes Cast	126	35	91	0

PROPOSITION 314

Vote For 1

	TOTAL	Polls	Early Provisional	s
Yes / Sí	98	23	75	0
No	26	11	15	0
Total Votes Cast	124	34	90	0

PROPOSITION 315

Vote For 1

	TOTAL	Polls	Early Provisional	s
Yes / Sí	62	15	47	0
No	57	19	38	0
Total Votes Cast	119	34	85	0

PROPOSITION 411 - Marana Unified School District No. 6

Vote For 1

	TOTAL	Polls	Early Provisional	s
Budget Increase, Yes / Aumento al Presupuesto, Sí	64	12	52	0
Budget Increase, No / Aumento al Presupuesto, No	60	23	37	0
Total Votes Cast	124	35	89	0

Summary Results Report
 General Election
 November 5, 2024

OFFICIAL RESULTS
 Summary of Votes Cast
 County of Pima

Precinct 267

Statistics	TOTAL	Polls	Early Provisional	S
Registered Voters - Total	42			
Ballots Cast - Total	24	3	21	0
Ballots Cast - Blank	0	0	0	0
Voter Turnout - Total	57.14%			

Presidential Electors

Vote For 1	TOTAL	Polls	Early Provisional	S
HARRIS, KAMALA D.	14	1	13	0
TRUMP, DONALD J.	10	2	8	0
OLIVER, CHASE	0	0	0	0
STEIN, JILL	0	0	0	0
Write-In Totals	0	0	0	0
Write-In: Ayyadurai / Ellis	0	0	0	0
Write-In: Boddie / Stoneham	0	0	0	0
Write-In: De la Cruz / Garcia	0	0	0	0
Write-In: Shelton / Serra	0	0	0	0
Write-In: Skousen / Combs	0	0	0	0
Not Assigned	0	0	0	0
Total Votes Cast	24	3	21	0

U.S. Senator

Vote For 1	TOTAL	Polls	Early Provisional	S
GALLEGO, RUBEN	16	2	14	0
LAKE, KARI	5	1	4	0
QUINTANA, EDUARDO	1	0	1	0
Write-In Totals	0	0	0	0
Write-In: Williams, Sarah	0	0	0	0
Write-In: Beckett, Christopher	0	0	0	0
Write-In: Sanders, Steven Cavin	0	0	0	0
Write-In: Bozic, David	0	0	0	0
Write-In: Petty, Shawn	0	0	0	0
Write-In: Rodriguez, Benjamin	0	0	0	0
Write-In: Prosser, Jannie "Jannie"	0	0	0	0
Not Assigned	0	0	0	0
Total Votes Cast	22	3	19	0

U.S. Representative in Congress District 7

Vote For 1	TOTAL	Polls	Early Provisional	S
GRIJALVA, RAÚL M.	15	2	13	0
BUTIEREZ SR., DANIEL FRANCIS	7	1	6	0
Write-In Totals	0	0	0	0
Not Assigned	0	0	0	0
Total Votes Cast	22	3	19	0

Precinct 267

State Senator District 23

Vote For 1

	TOTAL	Polls	Early Provisional	S
FERNANDEZ, BRIAN	15	1	14	0
ALTHERR, MICHELLE	7	2	5	0
Write-In Totals	0	0	0	0
Not Assigned	0	0	0	0
Total Votes Cast	22	3	19	0

State Representative Dist. 23

Vote For 2

	TOTAL	Polls	Early Provisional	S
ROSALES, MATIAS	10	1	9	0
SANDOVAL, MARIANA	17	2	15	0
PENA, MICHELE	7	2	5	0
Write-In Totals	0	0	0	0
Not Assigned	0	0	0	0
Total Votes Cast	34	5	29	0

Corporation Commissioner

Vote For 3

	TOTAL	Polls	Early Provisional	S
AGUILAR, YLENIA	13	1	12	0
HILL, JONATHON	10	1	9	0
POLACHECK, JOSHUA	9	1	8	0
LOPEZ, RENE	7	2	5	0
MARQUEZ PETERSON, LEA	7	2	5	0
WALDEN, RACHEL	6	2	4	0
CEASE, MIKE	1	0	1	0
LUXENBERG, NINA	1	0	1	0
Write-In Totals	0	0	0	0
Write-In: Bertone, Frank	0	0	0	0
Not Assigned	0	0	0	0
Total Votes Cast	54	9	45	0

Board of Supervisors District 5

Vote For 1

	TOTAL	Polls	Early Provisional	S
GRIJALVA, ADELITA	16	2	14	0
ROMERO, VAL	4	1	3	0
Write-In Totals	0	0	0	0
Not Assigned	0	0	0	0
Total Votes Cast	20	3	17	0

Precinct 267

County Assessor

Vote For 1

	TOTAL	Polls	Early Provisional	S
DROUBIE, SUZANNE	17	3	14	0
Write-In Totals	0	0	0	0
Not Assigned	0	0	0	0
Total Votes Cast	17	3	14	0

County Attorney

Vote For 1

	TOTAL	Polls	Early Provisional	S
CONOVER, LAURA	15	3	12	0
DRUAN, HOWARD	1	0	1	0
Write-In Totals	0	0	0	0
Not Assigned	0	0	0	0
Total Votes Cast	16	3	13	0

County Recorder

Vote For 1

	TOTAL	Polls	Early Provisional	S
CÁZARES-KELLY, GABRIELLA	13	1	12	0
CAMPBELL-GONZALEZ, DOMINIC	7	2	5	0
Write-In Totals	0	0	0	0
Not Assigned	0	0	0	0
Total Votes Cast	20	3	17	0

County Sheriff

Vote For 1

	TOTAL	Polls	Early Provisional	S
NANOS, CHRIS	17	2	15	0
LAPPIN, HEATHER	6	1	5	0
Write-In Totals	0	0	0	0
Write-In: Di Genova, Trista	0	0	0	0
Not Assigned	0	0	0	0
Total Votes Cast	23	3	20	0

County Superintendent of Schools

Vote For 1

	TOTAL	Polls	Early Provisional	S
WILLIAMS, DUSTIN	16	3	13	0
Write-In Totals	0	0	0	0
Not Assigned	0	0	0	0
Total Votes Cast	16	3	13	0

Precinct 267

County Treasurer

Vote For 1

	TOTAL	Polls	Early Provisional	S
JOHNSON, BRIAN	13	1	12	0
ACKERLEY, CHRIS	8	2	6	0
Write-In Totals	0	0	0	0
Not Assigned	0	0	0	0
Total Votes Cast	21	3	18	0

Justice of the Peace Precinct 4

Vote For 1

	TOTAL	Polls	Early Provisional	S
PESQUIERA, CHARLENE	16	3	13	0
Write-In Totals	0	0	0	0
Not Assigned	0	0	0	0
Total Votes Cast	16	3	13	0

Constable Precinct 4

Vote For 1

	TOTAL	Polls	Early Provisional	S
ETHRIDGE-NIELSEN, TRACY	16	3	13	0
Write-In Totals	0	0	0	0
Not Assigned	0	0	0	0
Total Votes Cast	16	3	13	0

KING, KATHRYN H.

Vote For 1

	TOTAL	Polls	Early Provisional	S
Yes / Si	13	2	11	0
No	4	1	3	0
Total Votes Cast	17	3	14	0

BOLICK, CLINT

Vote For 1

	TOTAL	Polls	Early Provisional	S
Yes / Si	13	3	10	0
No	3	0	3	0
Total Votes Cast	16	3	13	0

ECKERSTROM, PETER J.

Vote For 1

	TOTAL	Polls	Early Provisional	S
Yes / Si	16	2	14	0
No	1	1	0	0
Total Votes Cast	17	3	14	0

Precinct 267

STARING, CHRISTOPHER P.

Vote For 1

	TOTAL	Polls	Early Provisional	S
Yes / Si	14	2	12	0
No	2	1	1	0
Total Votes Cast	16	3	13	0

GRIFFIN, BRENDEN J.

Vote For 1

	TOTAL	Polls	Early Provisional	S
Yes / Si	15	2	13	0
No	1	1	0	0
Total Votes Cast	16	3	13	0

LEE, KENNETH

Vote For 1

	TOTAL	Polls	Early Provisional	S
Yes / Si	15	3	12	0
No	0	0	0	0
Total Votes Cast	15	3	12	0

BRYSON, KYLE A.

Vote For 1

	TOTAL	Polls	Early Provisional	S
Yes / Si	14	1	13	0
No	2	2	0	0
Total Votes Cast	16	3	13	0

COHEN, GARY J.

Vote For 1

	TOTAL	Polls	Early Provisional	S
Yes / Si	14	1	13	0
No	2	2	0	0
Total Votes Cast	16	3	13	0

GORDON, RICHARD E.

Vote For 1

	TOTAL	Polls	Early Provisional	S
Yes / Si	15	2	13	0
No	1	1	0	0
Total Votes Cast	16	3	13	0

Precinct 267

BUTLER, MICHAEL J.

Vote For 1

	TOTAL	Polls	Early Provisional	S
Yes / Si	15	2	13	0
No	1	1	0	0
Total Votes Cast	16	3	13	0

YEHLING, WAYNE E.

Vote For 1

	TOTAL	Polls	Early Provisional	S
Yes / Si	14	1	13	0
No	2	2	0	0
Total Votes Cast	16	3	13	0

CONSTANT, DANIELLE J.K.

Vote For 1

	TOTAL	Polls	Early Provisional	S
Yes / Si	14	1	13	0
No	2	2	0	0
Total Votes Cast	16	3	13	0

METCALF, D. DOUGLAS

Vote For 1

	TOTAL	Polls	Early Provisional	S
Yes / Si	14	2	12	0
No	2	1	1	0
Total Votes Cast	16	3	13	0

MCGINLEY, CASEY F.

Vote For 1

	TOTAL	Polls	Early Provisional	S
Yes / Si	13	1	12	0
No	3	2	1	0
Total Votes Cast	16	3	13	0

SAKALL, GREG

Vote For 1

	TOTAL	Polls	Early Provisional	S
Yes / Si	14	1	13	0
No	2	2	0	0
Total Votes Cast	16	3	13	0

Precinct 267

WAGENER, JOAN L.

Vote For 1

	TOTAL	Polls	Early Provisional	S
Yes / Si	13	1	12	0
No	3	2	1	0
Total Votes Cast	16	3	13	0

JOHNSON, KELLIE L.

Vote For 1

	TOTAL	Polls	Early Provisional	S
Yes / Si	14	1	13	0
No	2	2	0	0
Total Votes Cast	16	3	13	0

ORTIZ, KIMBERLY H.

Vote For 1

	TOTAL	Polls	Early Provisional	S
Yes / Si	13	1	12	0
No	3	2	1	0
Total Votes Cast	16	3	13	0

MCDONALD, SCOTT DAVID

Vote For 1

	TOTAL	Polls	Early Provisional	S
Yes / Si	14	1	13	0
No	2	2	0	0
Total Votes Cast	16	3	13	0

ABRAMS, LISA ILKA

Vote For 1

	TOTAL	Polls	Early Provisional	S
Yes / Si	13	1	12	0
No	3	2	1	0
Total Votes Cast	16	3	13	0

Governing Board - Tucson Unified School District (TUSD) No. 1

Vote For 3

	TOTAL	Polls	Early Provisional	S
ACOSTA RUIZ, PILAR	8	1	7	0
FLORES, ESTEBAN	10	2	8	0
LUNA ROSE, NATALIE	13	2	11	0
SHAH, RAVI	4	0	4	0
SHAW, SADIE	7	2	5	0
Write-In Totals	0	0	0	0
Not Assigned	0	0	0	0
Total Votes Cast	42	7	35	0

Precinct 267

Board of Governors - Pima Community College Dist. 5

Vote For 1

	TOTAL	Polls	Early Provisional	S
GONZALES, LUIS LOPEZ	4	0	4	0
MORALES, KARLA	13	3	10	0
Write-In Totals	0	0	0	0
Not Assigned	0	0	0	0
Total Votes Cast	17	3	14	0

PROPOSITION 133

Vote For 1

	TOTAL	Polls	Early Provisional	S
Yes / Si	6	0	6	0
No	13	3	10	0
Total Votes Cast	19	3	16	0

PROPOSITION 134

Vote For 1

	TOTAL	Polls	Early Provisional	S
Yes / Si	7	1	6	0
No	12	2	10	0
Total Votes Cast	19	3	16	0

PROPOSITION 135

Vote For 1

	TOTAL	Polls	Early Provisional	S
Yes / Si	8	1	7	0
No	10	2	8	0
Total Votes Cast	18	3	15	0

PROPOSITION 136

Vote For 1

	TOTAL	Polls	Early Provisional	S
Yes / Si	8	0	8	0
No	11	3	8	0
Total Votes Cast	19	3	16	0

PROPOSITION 137

Vote For 1

	TOTAL	Polls	Early Provisional	S
Yes / Si	10	1	9	0
No	9	2	7	0
Total Votes Cast	19	3	16	0

Precinct 267

PROPOSITION 138

Vote For 1

	TOTAL	Polls	Early Provisional	S
Yes / Si	7	1	6	0
No	13	2	11	0
Total Votes Cast	20	3	17	0

PROPOSITION 139

Vote For 1

	TOTAL	Polls	Early Provisional	S
Yes / Si	18	2	16	0
No	3	1	2	0
Total Votes Cast	21	3	18	0

PROPOSITION 140

Vote For 1

	TOTAL	Polls	Early Provisional	S
Yes / Si	11	1	10	0
No	9	2	7	0
Total Votes Cast	20	3	17	0

PROPOSITION 311

Vote For 1

	TOTAL	Polls	Early Provisional	S
Yes / Si	16	1	15	0
No	5	2	3	0
Total Votes Cast	21	3	18	0

PROPOSITION 312

Vote For 1

	TOTAL	Polls	Early Provisional	S
Yes / Si	12	2	10	0
No	7	1	6	0
Total Votes Cast	19	3	16	0

PROPOSITION 313

Vote For 1

	TOTAL	Polls	Early Provisional	S
Yes / Si	14	1	13	0
No	7	2	5	0
Total Votes Cast	21	3	18	0

Precinct 267

PROPOSITION 314

Vote For 1

	TOTAL	Polls	Early Provisional	S
Yes / Si	16	2	14	0
No	4	1	3	0
Total Votes Cast	20	3	17	0

PROPOSITION 315

Vote For 1

	TOTAL	Polls	Early Provisional	S
Yes / Si	9	0	9	0
No	8	3	5	0
Total Votes Cast	17	3	14	0

Summary Results Report
 General Election
 November 5, 2024

OFFICIAL RESULTS
 Summary of Votes Cast
 County of Pima

Precinct 269

Statistics	TOTAL	Polls	Early Provisional	s
Registered Voters - Total	220			
Ballots Cast - Total	179	29	148	2
Ballots Cast - Blank	3	0	3	0
Voter Turnout - Total	81.36%			

Presidential Electors

Vote For 1	TOTAL	Polls	Early Provisional	s
HARRIS, KAMALA D.	96	10	85	1
TRUMP, DONALD J.	83	19	63	1
OLIVER, CHASE	0	0	0	0
STEIN, JILL	0	0	0	0
Write-In Totals	0	0	0	0
Write-In: Ayyadurai / Ellis	0	0	0	0
Write-In: Boddie / Stoneham	0	0	0	0
Write-In: De la Cruz / Garcia	0	0	0	0
Write-In: Shelton / Serra	0	0	0	0
Write-In: Skousen / Combs	0	0	0	0
Not Assigned	0	0	0	0
Total Votes Cast	179	29	148	2

U.S. Senator

Vote For 1	TOTAL	Polls	Early Provisional	s
GALLEGO, RUBEN	93	9	82	2
LAKE, KARI	73	15	58	0
QUINTANA, EDUARDO	5	2	3	0
Write-In Totals	1	1	0	0
Write-In: Williams, Sarah	1	1	0	0
Write-In: Beckett, Christopher	0	0	0	0
Write-In: Sanders, Steven Cavin	0	0	0	0
Write-In: Bozic, David	0	0	0	0
Write-In: Petty, Shawn	0	0	0	0
Write-In: Rodriguez, Benjamin	0	0	0	0
Write-In: Prosser, Jannie "Jannie"	0	0	0	0
Not Assigned	0	0	0	0
Total Votes Cast	172	27	143	2

Summary Results Report
 General Election
 November 5, 2024

OFFICIAL RESULTS
 Summary of Votes Cast
 County of Pima

Precinct 269

U.S. Representative in Congress District 6

Vote For 1

	TOTAL	Polls	Early Provisional	S
ENGEL, KIRSTEN	90	9	80	1
CISCOMANI, JUAN	76	16	59	1
EASTWOOD, ATHENA	4	2	2	0
Write-In Totals	0	0	0	0
Write-In: Pozzolo, Luis	0	0	0	0
Not Assigned	0	0	0	0
Total Votes Cast	170	27	141	2

State Senator District 16

Vote For 1

	TOTAL	Polls	Early Provisional	S
SEAMAN, STACEY	91	12	77	2
SHOPE JR., THOMAS "T.J."	76	16	60	0
Write-In Totals	0	0	0	0
Not Assigned	0	0	0	0
Total Votes Cast	167	28	137	2

State Representative Dist. 16

Vote For 2

	TOTAL	Polls	Early Provisional	S
SEAMAN, KEITH	90	9	80	1
LOPEZ, CHRIS	63	16	46	1
MARTINEZ, TERESA	64	14	50	0
Write-In Totals	0	0	0	0
Not Assigned	0	0	0	0
Total Votes Cast	217	39	176	2

Corporation Commissioner

Vote For 3

	TOTAL	Polls	Early Provisional	S
AGUILAR, YLENIA	82	10	72	0
HILL, JONATHON	82	9	72	1
POLACHECK, JOSHUA	70	6	63	1
LOPEZ, RENE	64	13	50	1
MARQUEZ PETERSON, LEA	57	8	49	0
WALDEN, RACHEL	66	15	51	0
CEASE, MIKE	7	3	3	1
LUXENBERG, NINA	4	1	3	0
Write-In Totals	0	0	0	0
Write-In: Bertone, Frank	0	0	0	0
Not Assigned	0	0	0	0
Total Votes Cast	432	65	363	4

Precinct 269

Board of Supervisors District 3

Vote For 1

	TOTAL	Polls	Early Provisional	S
ALLEN, JENNIFER "JEN"	82	8	73	1
WITTENBRAKER, JANET "JL"	76	16	59	1
BAH, IMAN-UTOPIA LAYJOU	9	3	6	0
Write-In Totals	0	0	0	0
Not Assigned	0	0	0	0
Total Votes Cast	167	27	138	2

County Assessor

Vote For 1

	TOTAL	Polls	Early Provisional	S
DROUBIE, SUZANNE	120	16	102	2
Write-In Totals	7	3	4	0
Not Assigned	7	3	4	0
Total Votes Cast	127	19	106	2

County Attorney

Vote For 1

	TOTAL	Polls	Early Provisional	S
CONOVER, LAURA	99	14	83	2
DRUAN, HOWARD	39	9	30	0
Write-In Totals	4	0	4	0
Not Assigned	4	0	4	0
Total Votes Cast	142	23	117	2

County Recorder

Vote For 1

	TOTAL	Polls	Early Provisional	S
CÁZARES-KELLY, GABRIELLA	92	9	81	2
CAMPBELL-GONZALEZ, DOMINIC	70	17	53	0
Write-In Totals	0	0	0	0
Not Assigned	0	0	0	0
Total Votes Cast	162	26	134	2

County Sheriff

Vote For 1

	TOTAL	Polls	Early Provisional	S
NANOS, CHRIS	77	9	67	1
LAPPIN, HEATHER	82	15	66	1
Write-In Totals	1	0	1	0
Write-In: Di Genova, Trista	0	0	0	0
Not Assigned	1	0	1	0
Total Votes Cast	160	24	134	2

Precinct 269

County Superintendent of Schools

Vote For 1

	TOTAL	Polls	Early Provisional	S
WILLIAMS, DUSTIN	117	16	99	2
Write-In Totals	9	4	5	0
Not Assigned	9	4	5	0
Total Votes Cast	126	20	104	2

County Treasurer

Vote For 1

	TOTAL	Polls	Early Provisional	S
JOHNSON, BRIAN	75	7	68	0
ACKERLEY, CHRIS	88	18	68	2
Write-In Totals	0	0	0	0
Not Assigned	0	0	0	0
Total Votes Cast	163	25	136	2

Justice of the Peace Precinct 6

Vote For 1

	TOTAL	Polls	Early Provisional	S
BALL, ALEXANDER	116	16	98	2
Write-In Totals	9	4	5	0
Not Assigned	9	4	5	0
Total Votes Cast	125	20	103	2

Constable Precinct 6

Vote For 1

	TOTAL	Polls	Early Provisional	S
BERNAL, BENNETT L.	114	16	96	2
Write-In Totals	10	4	6	0
Not Assigned	10	4	6	0
Total Votes Cast	124	20	102	2

KING, KATHRYN H.

Vote For 1

	TOTAL	Polls	Early Provisional	S
Yes / Si	75	14	60	1
No	63	8	54	1
Total Votes Cast	138	22	114	2

BOLICK, CLINT

Vote For 1

	TOTAL	Polls	Early Provisional	S
Yes / Si	76	13	62	1
No	65	9	55	1
Total Votes Cast	141	22	117	2

Precinct 269

ECKERSTROM, PETER J.

Vote For 1

	TOTAL	Polls	Early Provisional	S
Yes / Si	97	13	83	1
No	44	8	35	1
Total Votes Cast	141	21	118	2

STARING, CHRISTOPHER P.

Vote For 1

	TOTAL	Polls	Early Provisional	S
Yes / Si	97	15	80	2
No	40	6	34	0
Total Votes Cast	137	21	114	2

GRIFFIN, BRENDEN J.

Vote For 1

	TOTAL	Polls	Early Provisional	S
Yes / Si	91	12	77	2
No	45	9	36	0
Total Votes Cast	136	21	113	2

LEE, KENNETH

Vote For 1

	TOTAL	Polls	Early Provisional	S
Yes / Si	97	12	83	2
No	40	9	31	0
Total Votes Cast	137	21	114	2

BRYSON, KYLE A.

Vote For 1

	TOTAL	Polls	Early Provisional	S
Yes / Si	95	12	82	1
No	41	8	32	1
Total Votes Cast	136	20	114	2

COHEN, GARY J.

Vote For 1

	TOTAL	Polls	Early Provisional	S
Yes / Si	94	14	78	2
No	42	7	35	0
Total Votes Cast	136	21	113	2

Precinct 269

GORDON, RICHARD E.

Vote For 1

	TOTAL	Polls	Early Provisional	S
Yes / Si	95	13	81	1
No	42	8	33	1
Total Votes Cast	137	21	114	2

BUTLER, MICHAEL J.

Vote For 1

	TOTAL	Polls	Early Provisional	S
Yes / Si	94	12	80	2
No	42	9	33	0
Total Votes Cast	136	21	113	2

YEHLING, WAYNE E.

Vote For 1

	TOTAL	Polls	Early Provisional	S
Yes / Si	93	13	78	2
No	44	8	36	0
Total Votes Cast	137	21	114	2

CONSTANT, DANIELLE J.K.

Vote For 1

	TOTAL	Polls	Early Provisional	S
Yes / Si	91	12	78	1
No	46	9	36	1
Total Votes Cast	137	21	114	2

METCALF, D. DOUGLAS

Vote For 1

	TOTAL	Polls	Early Provisional	S
Yes / Si	89	11	76	2
No	47	10	37	0
Total Votes Cast	136	21	113	2

MCGINLEY, CASEY F.

Vote For 1

	TOTAL	Polls	Early Provisional	S
Yes / Si	100	13	85	2
No	35	8	27	0
Total Votes Cast	135	21	112	2

Precinct 269

SAKALL, GREG

Vote For 1

	TOTAL	Polls	Early Provisional	S
Yes / Si	93	13	79	1
No	44	8	35	1
Total Votes Cast	137	21	114	2

WAGENER, JOAN L.

Vote For 1

	TOTAL	Polls	Early Provisional	S
Yes / Si	95	12	82	1
No	43	9	33	1
Total Votes Cast	138	21	115	2

JOHNSON, KELLIE L.

Vote For 1

	TOTAL	Polls	Early Provisional	S
Yes / Si	80	12	66	2
No	55	9	46	0
Total Votes Cast	135	21	112	2

ORTIZ, KIMBERLY H.

Vote For 1

	TOTAL	Polls	Early Provisional	S
Yes / Si	100	12	86	2
No	36	9	27	0
Total Votes Cast	136	21	113	2

MCDONALD, SCOTT DAVID

Vote For 1

	TOTAL	Polls	Early Provisional	S
Yes / Si	89	13	74	2
No	46	8	38	0
Total Votes Cast	135	21	112	2

ABRAMS, LISA ILKA

Vote For 1

	TOTAL	Polls	Early Provisional	S
Yes / Si	97	13	82	2
No	41	8	33	0
Total Votes Cast	138	21	115	2

Precinct 269

Governing Board - Flowing Wells Unified School District No. 8

Vote For 3

	TOTAL	Polls	Early Provisional	S
DAILY, KEVIN	77	7	70	0
DELGADO JR., JOSEPH	54	10	43	1
EFFING, WENDY J.	64	8	56	0
MILLER, STEPHANIE	89	11	76	2
Write-In Totals	7	7	0	0
Not Assigned	7	7	0	0
Total Votes Cast	291	43	245	3

Board of Governors - Pima Community College Dist. 3

Vote For 1

	TOTAL	Polls	Early Provisional	S
GARCIA, MARIA DE LA LUZ	59	8	50	1
RANDALL, KRISTEN	71	11	59	1
Write-In Totals	3	2	1	0
Not Assigned	3	2	1	0
Total Votes Cast	133	21	110	2

PROPOSITION 133

Vote For 1

	TOTAL	Polls	Early Provisional	S
Yes / Si	60	12	47	1
No	104	15	88	1
Total Votes Cast	164	27	135	2

PROPOSITION 134

Vote For 1

	TOTAL	Polls	Early Provisional	S
Yes / Si	67	14	53	0
No	99	13	84	2
Total Votes Cast	166	27	137	2

PROPOSITION 135

Vote For 1

	TOTAL	Polls	Early Provisional	S
Yes / Si	70	13	56	1
No	91	13	77	1
Total Votes Cast	161	26	133	2

PROPOSITION 136

Vote For 1

	TOTAL	Polls	Early Provisional	S
Yes / Si	57	11	45	1
No	106	17	88	1
Total Votes Cast	163	28	133	2

Precinct 269

PROPOSITION 137

Vote For 1

	TOTAL	Polls	Early Provisional	S
Yes / Si	41	5	34	2
No	120	21	99	0
Total Votes Cast	161	26	133	2

PROPOSITION 138

Vote For 1

	TOTAL	Polls	Early Provisional	S
Yes / Si	25	5	20	0
No	142	23	117	2
Total Votes Cast	167	28	137	2

PROPOSITION 139

Vote For 1

	TOTAL	Polls	Early Provisional	S
Yes / Si	119	19	98	2
No	53	10	43	0
Total Votes Cast	172	29	141	2

PROPOSITION 140

Vote For 1

	TOTAL	Polls	Early Provisional	S
Yes / Si	71	10	59	2
No	94	17	77	0
Total Votes Cast	165	27	136	2

PROPOSITION 311

Vote For 1

	TOTAL	Polls	Early Provisional	S
Yes / Si	103	20	81	2
No	64	7	57	0
Total Votes Cast	167	27	138	2

PROPOSITION 312

Vote For 1

	TOTAL	Polls	Early Provisional	S
Yes / Si	87	14	71	2
No	75	13	62	0
Total Votes Cast	162	27	133	2

Precinct 269

PROPOSITION 313

Vote For 1

	TOTAL	Polls	Early Provisional	S
Yes / Si	101	15	85	1
No	62	13	48	1
Total Votes Cast	163	28	133	2

PROPOSITION 314

Vote For 1

	TOTAL	Polls	Early Provisional	S
Yes / Si	94	16	76	2
No	69	12	57	0
Total Votes Cast	163	28	133	2

PROPOSITION 315

Vote For 1

	TOTAL	Polls	Early Provisional	S
Yes / Si	73	12	60	1
No	84	14	69	1
Total Votes Cast	157	26	129	2

Summary Results Report
 General Election
 November 5, 2024

OFFICIAL RESULTS
 Summary of Votes Cast
 County of Pima

Precinct 271

Statistics	TOTAL	Polls	Early Provisional	s
Registered Voters - Total	835			
Ballots Cast - Total	540	139	395	6
Ballots Cast - Blank	7	1	6	0
Voter Turnout - Total	64.67%			

Presidential Electors

Vote For 1	TOTAL	Polls	Early Provisional	s
HARRIS, KAMALA D.	269	47	220	2
TRUMP, DONALD J.	258	89	165	4
OLIVER, CHASE	2	1	1	0
STEIN, JILL	4	1	3	0
Write-In Totals	0	0	0	0
Write-In: Ayyadurai / Ellis	0	0	0	0
Write-In: Boddie / Stoneham	0	0	0	0
Write-In: De la Cruz / Garcia	0	0	0	0
Write-In: Shelton / Serra	0	0	0	0
Write-In: Skousen / Combs	0	0	0	0
Not Assigned	0	0	0	0
Total Votes Cast	533	138	389	6

U.S. Senator

Vote For 1	TOTAL	Polls	Early Provisional	s
GALLEGO, RUBEN	272	49	220	3
LAKE, KARI	219	80	137	2
QUINTANA, EDUARDO	33	8	24	1
Write-In Totals	0	0	0	0
Write-In: Williams, Sarah	0	0	0	0
Write-In: Beckett, Christopher	0	0	0	0
Write-In: Sanders, Steven Cavin	0	0	0	0
Write-In: Bozic, David	0	0	0	0
Write-In: Petty, Shawn	0	0	0	0
Write-In: Rodriguez, Benjamin	0	0	0	0
Write-In: Prosser, Jannie "Jannie"	0	0	0	0
Not Assigned	0	0	0	0
Total Votes Cast	524	137	381	6

U.S. Representative in Congress District 7

Vote For 1	TOTAL	Polls	Early Provisional	s
GRIJALVA, RAÚL M.	286	52	230	4
BUTIEREZ SR., DANIEL FRANCIS	229	79	148	2
Write-In Totals	1	0	1	0
Not Assigned	1	0	1	0
Total Votes Cast	516	131	379	6

Precinct 271

State Senator District 20

Vote For 1

	TOTAL	Polls	Early Provisional	S
GONZALES, SALLY ANN	362	75	283	4
Write-In Totals	27	7	20	0
Not Assigned	27	7	20	0
Total Votes Cast	389	82	303	4

State Representative Dist. 20

Vote For 2

	TOTAL	Polls	Early Provisional	S
HERNANDEZ, ALMA	304	59	242	3
VILLEGAS, BETTY	250	44	202	4
Write-In Totals	35	9	26	0
Not Assigned	35	9	26	0
Total Votes Cast	589	112	470	7

Corporation Commissioner

Vote For 3

	TOTAL	Polls	Early Provisional	S
AGUILAR, YLENIA	246	40	204	2
HILL, JONATHON	216	31	183	2
POLACHECK, JOSHUA	217	26	188	3
LOPEZ, RENE	184	57	124	3
MARQUEZ PETERSON, LEA	165	51	112	2
WALDEN, RACHEL	198	64	131	3
CEASE, MIKE	26	8	17	1
LUXENBERG, NINA	21	5	16	0
Write-In Totals	1	0	1	0
Write-In: Bertone, Frank	0	0	0	0
Not Assigned	1	0	1	0
Total Votes Cast	1,274	282	976	16

Board of Supervisors District 3

Vote For 1

	TOTAL	Polls	Early Provisional	S
ALLEN, JENNIFER "JEN"	256	41	211	4
WITTENBRAKER, JANET "JL"	228	81	145	2
BAH, IMAN-UTOPIA LAYJOU	23	6	17	0
Write-In Totals	2	1	1	0
Not Assigned	2	1	1	0
Total Votes Cast	509	129	374	6

Precinct 271

County Assessor

Vote For 1

	TOTAL	Polls	Early Provisional	S
DROUBIE, SUZANNE	366	78	284	4
Write-In Totals	18	6	12	0
Not Assigned	18	6	12	0
Total Votes Cast	384	84	296	4

County Attorney

Vote For 1

	TOTAL	Polls	Early Provisional	S
CONOVER, LAURA	302	54	246	2
DRUAN, HOWARD	119	46	71	2
Write-In Totals	8	3	5	0
Not Assigned	8	3	5	0
Total Votes Cast	429	103	322	4

County Recorder

Vote For 1

	TOTAL	Polls	Early Provisional	S
CÁZARES-KELLY, GABRIELLA	288	49	236	3
CAMPBELL-GONZALEZ, DOMINIC	209	76	130	3
Write-In Totals	0	0	0	0
Not Assigned	0	0	0	0
Total Votes Cast	497	125	366	6

County Sheriff

Vote For 1

	TOTAL	Polls	Early Provisional	S
NANOS, CHRIS	261	47	211	3
LAPPIN, HEATHER	247	83	161	3
Write-In Totals	1	0	1	0
Write-In: Di Genova, Trista	0	0	0	0
Not Assigned	1	0	1	0
Total Votes Cast	509	130	373	6

County Superintendent of Schools

Vote For 1

	TOTAL	Polls	Early Provisional	S
WILLIAMS, DUSTIN	370	78	288	4
Write-In Totals	17	4	13	0
Not Assigned	17	4	13	0
Total Votes Cast	387	82	301	4

Precinct 271

County Treasurer

Vote For 1

	TOTAL	Polls	Early Provisional	S
JOHNSON, BRIAN	264	47	214	3
ACKERLEY, CHRIS	239	81	155	3
Write-In Totals	1	0	1	0
Not Assigned	1	0	1	0
Total Votes Cast	504	128	370	6

Justice of the Peace Precinct 6

Vote For 1

	TOTAL	Polls	Early Provisional	S
BALL, ALEXANDER	366	77	285	4
Write-In Totals	15	4	11	0
Not Assigned	15	4	11	0
Total Votes Cast	381	81	296	4

Constable Precinct 6

Vote For 1

	TOTAL	Polls	Early Provisional	S
BERNAL, BENNETT L.	364	76	284	4
Write-In Totals	16	4	12	0
Not Assigned	16	4	12	0
Total Votes Cast	380	80	296	4

KING, KATHRYN H.

Vote For 1

	TOTAL	Polls	Early Provisional	S
Yes / Si	259	72	185	2
No	182	39	141	2
Total Votes Cast	441	111	326	4

BOLICK, CLINT

Vote For 1

	TOTAL	Polls	Early Provisional	S
Yes / Si	236	70	164	2
No	197	38	157	2
Total Votes Cast	433	108	321	4

ECKERSTROM, PETER J.

Vote For 1

	TOTAL	Polls	Early Provisional	S
Yes / Si	290	69	217	4
No	115	37	78	0
Total Votes Cast	405	106	295	4

Precinct 271

STARING, CHRISTOPHER P.

Vote For 1

	TOTAL	Polls	Early Provisional	S
Yes / Si	288	71	213	4
No	118	32	86	0
Total Votes Cast	406	103	299	4

GRIFFIN, BRENDEN J.

Vote For 1

	TOTAL	Polls	Early Provisional	S
Yes / Si	282	70	208	4
No	127	35	92	0
Total Votes Cast	409	105	300	4

LEE, KENNETH

Vote For 1

	TOTAL	Polls	Early Provisional	S
Yes / Si	283	71	208	4
No	118	31	87	0
Total Votes Cast	401	102	295	4

BRYSON, KYLE A.

Vote For 1

	TOTAL	Polls	Early Provisional	S
Yes / Si	282	67	211	4
No	121	38	83	0
Total Votes Cast	403	105	294	4

COHEN, GARY J.

Vote For 1

	TOTAL	Polls	Early Provisional	S
Yes / Si	278	68	206	4
No	119	33	86	0
Total Votes Cast	397	101	292	4

GORDON, RICHARD E.

Vote For 1

	TOTAL	Polls	Early Provisional	S
Yes / Si	278	70	204	4
No	122	33	89	0
Total Votes Cast	400	103	293	4

Precinct 271

BUTLER, MICHAEL J.

Vote For 1

	TOTAL	Polls	Early Provisional	S
Yes / Si	282	68	210	4
No	119	33	86	0
Total Votes Cast	401	101	296	4

YEHLING, WAYNE E.

Vote For 1

	TOTAL	Polls	Early Provisional	S
Yes / Si	277	72	201	4
No	123	30	93	0
Total Votes Cast	400	102	294	4

CONSTANT, DANIELLE J.K.

Vote For 1

	TOTAL	Polls	Early Provisional	S
Yes / Si	280	70	206	4
No	122	31	91	0
Total Votes Cast	402	101	297	4

METCALF, D. DOUGLAS

Vote For 1

	TOTAL	Polls	Early Provisional	S
Yes / Si	271	65	202	4
No	127	36	91	0
Total Votes Cast	398	101	293	4

MCGINLEY, CASEY F.

Vote For 1

	TOTAL	Polls	Early Provisional	S
Yes / Si	276	67	205	4
No	121	33	88	0
Total Votes Cast	397	100	293	4

SAKALL, GREG

Vote For 1

	TOTAL	Polls	Early Provisional	S
Yes / Si	270	67	199	4
No	132	35	97	0
Total Votes Cast	402	102	296	4

Precinct 271

WAGENER, JOAN L.

Vote For 1

	TOTAL	Polls	Early Provisional	S
Yes / Si	288	69	216	3
No	113	33	79	1
Total Votes Cast	401	102	295	4

JOHNSON, KELLIE L.

Vote For 1

	TOTAL	Polls	Early Provisional	S
Yes / Si	254	63	189	2
No	146	37	107	2
Total Votes Cast	400	100	296	4

ORTIZ, KIMBERLY H.

Vote For 1

	TOTAL	Polls	Early Provisional	S
Yes / Si	285	72	209	4
No	114	29	85	0
Total Votes Cast	399	101	294	4

MCDONALD, SCOTT DAVID

Vote For 1

	TOTAL	Polls	Early Provisional	S
Yes / Si	271	69	198	4
No	126	33	93	0
Total Votes Cast	397	102	291	4

ABRAMS, LISA ILKA

Vote For 1

	TOTAL	Polls	Early Provisional	S
Yes / Si	289	73	214	2
No	112	31	79	2
Total Votes Cast	401	104	293	4

Governing Board - Flowing Wells Unified School District No. 8

Vote For 3

	TOTAL	Polls	Early Provisional	S
DAILY, KEVIN	263	63	200	0
DELGADO JR., JOSEPH	203	49	152	2
EFFING, WENDY J.	221	44	176	1
MILLER, STEPHANIE	271	55	213	3
Write-In Totals	5	3	2	0
Not Assigned	5	3	2	0
Total Votes Cast	963	214	743	6

Precinct 271

Board of Governors - Pima Community College Dist. 3

Vote For 1

	TOTAL	Polls	Early Provisional	S
GARCIA, MARIA DE LA LUZ	182	52	130	0
RANDALL, KRISTEN	225	49	173	3
Write-In Totals	4	1	3	0
Not Assigned	4	1	3	0
Total Votes Cast	411	102	306	3

PROPOSITION 133

Vote For 1

	TOTAL	Polls	Early Provisional	S
Yes / Si	191	56	133	2
No	293	70	219	4
Total Votes Cast	484	126	352	6

PROPOSITION 134

Vote For 1

	TOTAL	Polls	Early Provisional	S
Yes / Si	178	51	126	1
No	306	75	226	5
Total Votes Cast	484	126	352	6

PROPOSITION 135

Vote For 1

	TOTAL	Polls	Early Provisional	S
Yes / Si	197	58	139	0
No	277	66	205	6
Total Votes Cast	474	124	344	6

PROPOSITION 136

Vote For 1

	TOTAL	Polls	Early Provisional	S
Yes / Si	156	46	109	1
No	318	77	237	4
Total Votes Cast	474	123	346	5

PROPOSITION 137

Vote For 1

	TOTAL	Polls	Early Provisional	S
Yes / Si	101	35	65	1
No	375	91	279	5
Total Votes Cast	476	126	344	6

Precinct 271

PROPOSITION 138

Vote For 1

	TOTAL	Polls	Early Provisional	S
Yes / Si	85	22	63	0
No	401	105	290	6
Total Votes Cast	486	127	353	6

PROPOSITION 139

Vote For 1

	TOTAL	Polls	Early Provisional	S
Yes / Si	349	70	274	5
No	174	67	105	2
Total Votes Cast	523	137	379	7

PROPOSITION 140

Vote For 1

	TOTAL	Polls	Early Provisional	S
Yes / Si	258	64	191	3
No	251	68	179	4
Total Votes Cast	509	132	370	7

PROPOSITION 311

Vote For 1

	TOTAL	Polls	Early Provisional	S
Yes / Si	346	95	246	5
No	168	38	128	2
Total Votes Cast	514	133	374	7

PROPOSITION 312

Vote For 1

	TOTAL	Polls	Early Provisional	S
Yes / Si	301	87	211	3
No	203	44	155	4
Total Votes Cast	504	131	366	7

PROPOSITION 313

Vote For 1

	TOTAL	Polls	Early Provisional	S
Yes / Si	319	90	224	5
No	183	39	142	2
Total Votes Cast	502	129	366	7

Precinct 271

PROPOSITION 314

Vote For 1

	TOTAL	Polls	Early Provisional	S
Yes / Si	281	82	196	3
No	220	47	169	4
Total Votes Cast	501	129	365	7

PROPOSITION 315

Vote For 1

	TOTAL	Polls	Early Provisional	S
Yes / Si	189	55	130	4
No	288	68	217	3
Total Votes Cast	477	123	347	7

Summary Results Report
 General Election
 November 5, 2024

OFFICIAL RESULTS
 Summary of Votes Cast
 County of Pima

Precinct 272

Statistics	TOTAL	Polls	Early Provisional	S
Registered Voters - Total	1,685			
Ballots Cast - Total	1,178	238	931	9
Ballots Cast - Blank	27	10	16	1
Voter Turnout - Total	69.91%			

Presidential Electors

Vote For 1	TOTAL	Polls	Early Provisional	S
HARRIS, KAMALA D.	718	106	608	4
TRUMP, DONALD J.	441	129	307	5
OLIVER, CHASE	6	2	4	0
STEIN, JILL	7	1	6	0
Write-In Totals	0	0	0	0
Write-In: Ayyadurai / Ellis	0	0	0	0
Write-In: Boddie / Stoneham	0	0	0	0
Write-In: De la Cruz / Garcia	0	0	0	0
Write-In: Shelton / Serra	0	0	0	0
Write-In: Skousen / Combs	0	0	0	0
Not Assigned	0	0	0	0
Total Votes Cast	1,172	238	925	9

U.S. Senator

Vote For 1	TOTAL	Polls	Early Provisional	S
GALLEGO, RUBEN	730	113	613	4
LAKE, KARI	368	110	255	3
QUINTANA, EDUARDO	43	9	33	1
Write-In Totals	1	0	1	0
Write-In: Williams, Sarah	0	0	0	0
Write-In: Beckett, Christopher	0	0	0	0
Write-In: Sanders, Steven Cavin	0	0	0	0
Write-In: Bozic, David	0	0	0	0
Write-In: Petty, Shawn	0	0	0	0
Write-In: Rodriguez, Benjamin	0	0	0	0
Write-In: Prosser, Jannie "Jannie"	0	0	0	0
Not Assigned	1	0	1	0
Total Votes Cast	1,142	232	902	8

U.S. Representative in Congress District 7

Vote For 1	TOTAL	Polls	Early Provisional	S
GRIJALVA, RAÚL M.	731	119	608	4
BUTIEREZ SR., DANIEL FRANCIS	402	113	286	3
Write-In Totals	1	0	1	0
Not Assigned	1	0	1	0
Total Votes Cast	1,134	232	895	7

Precinct 272

State Senator District 20

Vote For 1

	TOTAL	Polls	Early Provisional	s
GONZALES, SALLY ANN	859	150	702	7
Write-In Totals	39	13	26	0
Not Assigned	39	13	26	0
Total Votes Cast	898	163	728	7

State Representative Dist. 20

Vote For 2

	TOTAL	Polls	Early Provisional	s
HERNANDEZ, ALMA	678	105	568	5
VILLEGAS, BETTY	642	88	550	4
Write-In Totals	57	13	44	0
Not Assigned	57	13	44	0
Total Votes Cast	1,377	206	1,162	9

Corporation Commissioner

Vote For 3

	TOTAL	Polls	Early Provisional	s
AGUILAR, YLENIA	660	90	565	5
HILL, JONATHON	534	58	473	3
POLACHECK, JOSHUA	547	62	482	3
LOPEZ, RENE	351	85	261	5
MARQUEZ PETERSON, LEA	308	68	238	2
WALDEN, RACHEL	306	73	232	1
CEASE, MIKE	35	9	26	0
LUXENBERG, NINA	45	7	37	1
Write-In Totals	0	0	0	0
Write-In: Bertone, Frank	0	0	0	0
Not Assigned	0	0	0	0
Total Votes Cast	2,786	452	2,314	20

Board of Supervisors District 3

Vote For 1

	TOTAL	Polls	Early Provisional	s
ALLEN, JENNIFER "JEN"	687	101	582	4
WITTENBRAKER, JANET "JL"	385	113	270	2
BAH, IMAN-UTOPIA LAYJOU	40	9	30	1
Write-In Totals	2	0	2	0
Not Assigned	2	0	2	0
Total Votes Cast	1,114	223	884	7

Summary Results Report
 General Election
 November 5, 2024

OFFICIAL RESULTS
 Summary of Votes Cast
 County of Pima

Precinct 272

County Assessor

Vote For 1

	TOTAL	Polls	Early Provisional	S
DROUBIE, SUZANNE	851	142	701	8
Write-In Totals	32	7	25	0
Not Assigned	32	7	25	0
Total Votes Cast	883	149	726	8

County Attorney

Vote For 1

	TOTAL	Polls	Early Provisional	S
CONOVER, LAURA	747	128	611	8
DRUAN, HOWARD	193	43	150	0
Write-In Totals	18	6	12	0
Not Assigned	18	6	12	0
Total Votes Cast	958	177	773	8

County Recorder

Vote For 1

	TOTAL	Polls	Early Provisional	S
CÁZARES-KELLY, GABRIELLA	726	107	614	5
CAMPBELL-GONZALEZ, DOMINIC	371	106	262	3
Write-In Totals	0	0	0	0
Not Assigned	0	0	0	0
Total Votes Cast	1,097	213	876	8

County Sheriff

Vote For 1

	TOTAL	Polls	Early Provisional	S
NANOS, CHRIS	637	101	532	4
LAPPIN, HEATHER	484	121	359	4
Write-In Totals	1	0	1	0
Write-In: Di Genova, Trista	0	0	0	0
Not Assigned	1	0	1	0
Total Votes Cast	1,122	222	892	8

County Superintendent of Schools

Vote For 1

	TOTAL	Polls	Early Provisional	S
WILLIAMS, DUSTIN	837	145	684	8
Write-In Totals	34	9	25	0
Not Assigned	34	9	25	0
Total Votes Cast	871	154	709	8

Precinct 272

County Treasurer

Vote For 1

	TOTAL	Polls	Early Provisional	S
JOHNSON, BRIAN	680	99	577	4
ACKERLEY, CHRIS	424	114	306	4
Write-In Totals	0	0	0	0
Not Assigned	0	0	0	0
Total Votes Cast	1,104	213	883	8

Justice of the Peace Precinct 4

Vote For 1

	TOTAL	Polls	Early Provisional	S
PESQUIERA, CHARLENE	848	147	694	7
Write-In Totals	38	10	28	0
Not Assigned	38	10	28	0
Total Votes Cast	886	157	722	7

Constable Precinct 4

Vote For 1

	TOTAL	Polls	Early Provisional	S
ETHRIDGE-NIELSEN, TRACY	840	142	691	7
Write-In Totals	36	10	26	0
Not Assigned	36	10	26	0
Total Votes Cast	876	152	717	7

KING, KATHRYN H.

Vote For 1

	TOTAL	Polls	Early Provisional	S
Yes / Si	563	122	436	5
No	403	54	346	3
Total Votes Cast	966	176	782	8

BOLICK, CLINT

Vote For 1

	TOTAL	Polls	Early Provisional	S
Yes / Si	528	115	408	5
No	422	56	363	3
Total Votes Cast	950	171	771	8

ECKERSTROM, PETER J.

Vote For 1

	TOTAL	Polls	Early Provisional	S
Yes / Si	713	125	582	6
No	217	45	170	2
Total Votes Cast	930	170	752	8

Precinct 272

STARING, CHRISTOPHER P.

Vote For 1

	TOTAL	Polls	Early Provisional	S
Yes / Si	658	118	535	5
No	251	44	204	3
Total Votes Cast	909	162	739	8

GRIFFIN, BRENDEN J.

Vote For 1

	TOTAL	Polls	Early Provisional	S
Yes / Si	657	120	532	5
No	246	45	198	3
Total Votes Cast	903	165	730	8

LEE, KENNETH

Vote For 1

	TOTAL	Polls	Early Provisional	S
Yes / Si	643	115	523	5
No	255	49	203	3
Total Votes Cast	898	164	726	8

BRYSON, KYLE A.

Vote For 1

	TOTAL	Polls	Early Provisional	S
Yes / Si	656	113	540	3
No	246	50	191	5
Total Votes Cast	902	163	731	8

COHEN, GARY J.

Vote For 1

	TOTAL	Polls	Early Provisional	S
Yes / Si	659	121	534	4
No	241	43	194	4
Total Votes Cast	900	164	728	8

GORDON, RICHARD E.

Vote For 1

	TOTAL	Polls	Early Provisional	S
Yes / Si	653	114	534	5
No	242	48	191	3
Total Votes Cast	895	162	725	8

Precinct 272

BUTLER, MICHAEL J.

Vote For 1

	TOTAL	Polls	Early Provisional	S
Yes / Si	656	113	539	4
No	248	50	194	4
Total Votes Cast	904	163	733	8

YEHLING, WAYNE E.

Vote For 1

	TOTAL	Polls	Early Provisional	S
Yes / Si	658	115	539	4
No	241	47	190	4
Total Votes Cast	899	162	729	8

CONSTANT, DANIELLE J.K.

Vote For 1

	TOTAL	Polls	Early Provisional	S
Yes / Si	651	114	533	4
No	244	48	192	4
Total Votes Cast	895	162	725	8

METCALF, D. DOUGLAS

Vote For 1

	TOTAL	Polls	Early Provisional	S
Yes / Si	651	112	534	5
No	244	49	192	3
Total Votes Cast	895	161	726	8

MCGINLEY, CASEY F.

Vote For 1

	TOTAL	Polls	Early Provisional	S
Yes / Si	654	113	538	3
No	245	51	189	5
Total Votes Cast	899	164	727	8

SAKALL, GREG

Vote For 1

	TOTAL	Polls	Early Provisional	S
Yes / Si	637	114	519	4
No	259	48	207	4
Total Votes Cast	896	162	726	8

Precinct 272

WAGENER, JOAN L.

Vote For 1

	TOTAL	Polls	Early Provisional	S
Yes / Si	651	116	530	5
No	247	47	197	3
Total Votes Cast	898	163	727	8

JOHNSON, KELLIE L.

Vote For 1

	TOTAL	Polls	Early Provisional	S
Yes / Si	628	115	509	4
No	271	48	219	4
Total Votes Cast	899	163	728	8

ORTIZ, KIMBERLY H.

Vote For 1

	TOTAL	Polls	Early Provisional	S
Yes / Si	683	113	566	4
No	220	50	166	4
Total Votes Cast	903	163	732	8

MCDONALD, SCOTT DAVID

Vote For 1

	TOTAL	Polls	Early Provisional	S
Yes / Si	643	115	524	4
No	242	46	192	4
Total Votes Cast	885	161	716	8

ABRAMS, LISA ILKA

Vote For 1

	TOTAL	Polls	Early Provisional	S
Yes / Si	671	112	555	4
No	222	49	169	4
Total Votes Cast	893	161	724	8

Governing Board - Tucson Unified School District (TUSD) No. 1

Vote For 3

	TOTAL	Polls	Early Provisional	S
ACOSTA RUIZ, PILAR	471	69	397	5
FLORES, ESTEBAN	454	70	381	3
LUNA ROSE, NATALIE	637	96	535	6
SHAH, RAVI	306	41	262	3
SHAW, SADIE	383	58	322	3
Write-In Totals	11	0	11	0
Not Assigned	11	0	11	0
Total Votes Cast	2,262	334	1,908	20

Precinct 272

Board of Governors - Pima Community College Dist. 3

Vote For 1

	TOTAL	Polls	Early Provisional	S
GARCIA, MARIA DE LA LUZ	621	116	501	4
RANDALL, KRISTEN	287	56	228	3
Write-In Totals	11	3	8	0
Not Assigned	11	3	8	0
Total Votes Cast	919	175	737	7

PROPOSITION 133

Vote For 1

	TOTAL	Polls	Early Provisional	S
Yes / Si	379	88	286	5
No	671	113	555	3
Total Votes Cast	1,050	201	841	8

PROPOSITION 134

Vote For 1

	TOTAL	Polls	Early Provisional	S
Yes / Si	349	81	263	5
No	698	117	578	3
Total Votes Cast	1,047	198	841	8

PROPOSITION 135

Vote For 1

	TOTAL	Polls	Early Provisional	S
Yes / Si	366	81	281	4
No	675	121	550	4
Total Votes Cast	1,041	202	831	8

PROPOSITION 136

Vote For 1

	TOTAL	Polls	Early Provisional	S
Yes / Si	300	82	214	4
No	740	112	624	4
Total Votes Cast	1,040	194	838	8

PROPOSITION 137

Vote For 1

	TOTAL	Polls	Early Provisional	S
Yes / Si	208	52	154	2
No	814	143	665	6
Total Votes Cast	1,022	195	819	8

Precinct 272

PROPOSITION 138

Vote For 1

	TOTAL	Polls	Early Provisional	S
Yes / Si	202	53	146	3
No	864	158	701	5
Total Votes Cast	1,066	211	847	8

PROPOSITION 139

Vote For 1

	TOTAL	Polls	Early Provisional	S
Yes / Si	789	130	653	6
No	323	93	228	2
Total Votes Cast	1,112	223	881	8

PROPOSITION 140

Vote For 1

	TOTAL	Polls	Early Provisional	S
Yes / Si	515	113	399	3
No	579	102	472	5
Total Votes Cast	1,094	215	871	8

PROPOSITION 311

Vote For 1

	TOTAL	Polls	Early Provisional	S
Yes / Si	676	149	521	6
No	413	61	350	2
Total Votes Cast	1,089	210	871	8

PROPOSITION 312

Vote For 1

	TOTAL	Polls	Early Provisional	S
Yes / Si	613	132	476	5
No	476	81	392	3
Total Votes Cast	1,089	213	868	8

PROPOSITION 313

Vote For 1

	TOTAL	Polls	Early Provisional	S
Yes / Si	659	137	514	8
No	400	67	333	0
Total Votes Cast	1,059	204	847	8

Precinct 272

PROPOSITION 314

Vote For 1

	TOTAL	Polls	Early Provisional	S
Yes / Si	573	125	443	5
No	488	80	405	3
Total Votes Cast	1,061	205	848	8

PROPOSITION 315

Vote For 1

	TOTAL	Polls	Early Provisional	S
Yes / Si	392	86	302	4
No	637	101	532	4
Total Votes Cast	1,029	187	834	8

Precinct 273

Statistics	TOTAL	Polls	Early Provisional	s
Registered Voters - Total	11			
Ballots Cast - Total	12	3	9	0
Ballots Cast - Blank	1	1	0	0
Voter Turnout - Total	109.09%			

Presidential Electors

Vote For 1	TOTAL	Polls	Early Provisional	s
HARRIS, KAMALA D.	7	2	5	0
TRUMP, DONALD J.	5	1	4	0
OLIVER, CHASE	0	0	0	0
STEIN, JILL	0	0	0	0
Write-In Totals	0	0	0	0
Write-In: Ayyadurai / Ellis	0	0	0	0
Write-In: Boddie / Stoneham	0	0	0	0
Write-In: De la Cruz / Garcia	0	0	0	0
Write-In: Shelton / Serra	0	0	0	0
Write-In: Skousen / Combs	0	0	0	0
Not Assigned	0	0	0	0
Total Votes Cast	12	3	9	0

U.S. Senator

Vote For 1	TOTAL	Polls	Early Provisional	s
GALLEGO, RUBEN	7	2	5	0
LAKE, KARI	4	1	3	0
QUINTANA, EDUARDO	0	0	0	0
Write-In Totals	1	0	1	0
Write-In: Williams, Sarah	0	0	0	0
Write-In: Beckett, Christopher	0	0	0	0
Write-In: Sanders, Steven Cavin	0	0	0	0
Write-In: Bozic, David	0	0	0	0
Write-In: Petty, Shawn	0	0	0	0
Write-In: Rodriguez, Benjamin	0	0	0	0
Write-In: Prosser, Jannie "Jannie"	0	0	0	0
Not Assigned	1	0	1	0
Total Votes Cast	12	3	9	0

Summary Results Report
 General Election
 November 5, 2024

OFFICIAL RESULTS
 Summary of Votes Cast
 County of Pima

Precinct 273

U.S. Representative in Congress District 6

Vote For 1

	TOTAL	Polls	Early Provisional	S
ENGEL, KIRSTEN	5	1	4	0
CISCOMANI, JUAN	7	2	5	0
EASTWOOD, ATHENA	0	0	0	0
Write-In Totals	0	0	0	0
Write-In: Pozzolo, Luis	0	0	0	0
Not Assigned	0	0	0	0
Total Votes Cast	12	3	9	0

State Senator District 17

Vote For 1

	TOTAL	Polls	Early Provisional	S
MCLEAN, JOHN	7	2	5	0
LEACH, VENDEN "VINCE"	4	1	3	0
Write-In Totals	0	0	0	0
Not Assigned	0	0	0	0
Total Votes Cast	11	3	8	0

State Representative Dist. 17

Vote For 2

	TOTAL	Polls	Early Provisional	S
VOLK, KEVIN	7	2	5	0
JONES, RACHEL	4	0	4	0
MCGARR, CORY	4	1	3	0
Write-In Totals	0	0	0	0
Not Assigned	0	0	0	0
Total Votes Cast	15	3	12	0

Corporation Commissioner

Vote For 3

	TOTAL	Polls	Early Provisional	S
AGUILAR, YLENIA	5	1	4	0
HILL, JONATHON	3	1	2	0
POLACHECK, JOSHUA	4	1	3	0
LOPEZ, RENE	4	0	4	0
MARQUEZ PETERSON, LEA	1	0	1	0
WALDEN, RACHEL	5	1	4	0
CEASE, MIKE	0	0	0	0
LUXENBERG, NINA	2	0	2	0
Write-In Totals	2	0	2	0
Write-In: Bertone, Frank	0	0	0	0
Not Assigned	2	0	2	0
Total Votes Cast	26	4	22	0

Precinct 273

Board of Supervisors District 3

Vote For 1

	TOTAL	Polls	Early Provisional	S
ALLEN, JENNIFER "JEN"	6	2	4	0
WITTENBRAKER, JANET "JL"	4	1	3	0
BAH, IMAN-UTOPIA LAYJOU	0	0	0	0
Write-In Totals	1	0	1	0
Not Assigned	1	0	1	0
Total Votes Cast	11	3	8	0

County Assessor

Vote For 1

	TOTAL	Polls	Early Provisional	S
DROUBIE, SUZANNE	9	2	7	0
Write-In Totals	1	0	1	0
Not Assigned	1	0	1	0
Total Votes Cast	10	2	8	0

County Attorney

Vote For 1

	TOTAL	Polls	Early Provisional	S
CONOVER, LAURA	7	1	6	0
DRUAN, HOWARD	3	2	1	0
Write-In Totals	1	0	1	0
Not Assigned	1	0	1	0
Total Votes Cast	11	3	8	0

County Recorder

Vote For 1

	TOTAL	Polls	Early Provisional	S
CÁZARES-KELLY, GABRIELLA	5	1	4	0
CAMPBELL-GONZALEZ, DOMINIC	5	2	3	0
Write-In Totals	1	0	1	0
Not Assigned	1	0	1	0
Total Votes Cast	11	3	8	0

County Sheriff

Vote For 1

	TOTAL	Polls	Early Provisional	S
NANOS, CHRIS	4	1	3	0
LAPPIN, HEATHER	7	2	5	0
Write-In Totals	1	0	1	0
Write-In: Di Genova, Trista	0	0	0	0
Not Assigned	1	0	1	0
Total Votes Cast	12	3	9	0

Precinct 273

County Superintendent of Schools

Vote For 1

	TOTAL	Polls	Early Provisional	S
WILLIAMS, DUSTIN	8	2	6	0
Write-In Totals	1	0	1	0
Not Assigned	1	0	1	0
Total Votes Cast	9	2	7	0

County Treasurer

Vote For 1

	TOTAL	Polls	Early Provisional	S
JOHNSON, BRIAN	6	1	5	0
ACKERLEY, CHRIS	4	2	2	0
Write-In Totals	1	0	1	0
Not Assigned	1	0	1	0
Total Votes Cast	11	3	8	0

Justice of the Peace Precinct 4

Vote For 1

	TOTAL	Polls	Early Provisional	S
PESQUIERA, CHARLENE	8	2	6	0
Write-In Totals	1	0	1	0
Not Assigned	1	0	1	0
Total Votes Cast	9	2	7	0

Constable Precinct 4

Vote For 1

	TOTAL	Polls	Early Provisional	S
ETHRIDGE-NIELSEN, TRACY	9	2	7	0
Write-In Totals	0	0	0	0
Not Assigned	0	0	0	0
Total Votes Cast	9	2	7	0

KING, KATHRYN H.

Vote For 1

	TOTAL	Polls	Early Provisional	S
Yes / Si	6	1	5	0
No	4	1	3	0
Total Votes Cast	10	2	8	0

BOLICK, CLINT

Vote For 1

	TOTAL	Polls	Early Provisional	S
Yes / Si	4	1	3	0
No	6	1	5	0
Total Votes Cast	10	2	8	0

Precinct 273

ECKERSTROM, PETER J.

Vote For 1

	TOTAL	Polls	Early Provisional	S
Yes / Si	4	1	3	0
No	5	1	4	0
Total Votes Cast	9	2	7	0

STARING, CHRISTOPHER P.

Vote For 1

	TOTAL	Polls	Early Provisional	S
Yes / Si	5	1	4	0
No	4	1	3	0
Total Votes Cast	9	2	7	0

GRIFFIN, BRENDEN J.

Vote For 1

	TOTAL	Polls	Early Provisional	S
Yes / Si	5	2	3	0
No	4	0	4	0
Total Votes Cast	9	2	7	0

LEE, KENNETH

Vote For 1

	TOTAL	Polls	Early Provisional	S
Yes / Si	4	1	3	0
No	5	1	4	0
Total Votes Cast	9	2	7	0

BRYSON, KYLE A.

Vote For 1

	TOTAL	Polls	Early Provisional	S
Yes / Si	4	1	3	0
No	5	1	4	0
Total Votes Cast	9	2	7	0

COHEN, GARY J.

Vote For 1

	TOTAL	Polls	Early Provisional	S
Yes / Si	5	2	3	0
No	4	0	4	0
Total Votes Cast	9	2	7	0

Precinct 273

GORDON, RICHARD E.

Vote For 1

	TOTAL	Polls	Early Provisional	S
Yes / Si	5	2	3	0
No	4	0	4	0
Total Votes Cast	9	2	7	0

BUTLER, MICHAEL J.

Vote For 1

	TOTAL	Polls	Early Provisional	S
Yes / Si	5	1	4	0
No	4	1	3	0
Total Votes Cast	9	2	7	0

YEHLING, WAYNE E.

Vote For 1

	TOTAL	Polls	Early Provisional	S
Yes / Si	6	2	4	0
No	3	0	3	0
Total Votes Cast	9	2	7	0

CONSTANT, DANIELLE J.K.

Vote For 1

	TOTAL	Polls	Early Provisional	S
Yes / Si	6	2	4	0
No	3	0	3	0
Total Votes Cast	9	2	7	0

METCALF, D. DOUGLAS

Vote For 1

	TOTAL	Polls	Early Provisional	S
Yes / Si	6	2	4	0
No	3	0	3	0
Total Votes Cast	9	2	7	0

MCGINLEY, CASEY F.

Vote For 1

	TOTAL	Polls	Early Provisional	S
Yes / Si	6	2	4	0
No	3	0	3	0
Total Votes Cast	9	2	7	0

Precinct 273

SAKALL, GREG

Vote For 1

	TOTAL	Polls	Early Provisional	S
Yes / Si	6	2	4	0
No	3	0	3	0
Total Votes Cast	9	2	7	0

WAGENER, JOAN L.

Vote For 1

	TOTAL	Polls	Early Provisional	S
Yes / Si	4	1	3	0
No	5	1	4	0
Total Votes Cast	9	2	7	0

JOHNSON, KELLIE L.

Vote For 1

	TOTAL	Polls	Early Provisional	S
Yes / Si	5	2	3	0
No	4	0	4	0
Total Votes Cast	9	2	7	0

ORTIZ, KIMBERLY H.

Vote For 1

	TOTAL	Polls	Early Provisional	S
Yes / Si	5	2	3	0
No	4	0	4	0
Total Votes Cast	9	2	7	0

MCDONALD, SCOTT DAVID

Vote For 1

	TOTAL	Polls	Early Provisional	S
Yes / Si	4	1	3	0
No	5	1	4	0
Total Votes Cast	9	2	7	0

ABRAMS, LISA ILKA

Vote For 1

	TOTAL	Polls	Early Provisional	S
Yes / Si	4	1	3	0
No	4	0	4	0
Total Votes Cast	8	1	7	0

Precinct 273

Governing Board - Marana Unified School District No. 6

Vote For 3

	TOTAL	Polls	Early Provisional	S
ALEXANDER, ROY	2	2	0	0
HOLT, HUNTER D.	4	0	4	0
RAYMOND, CATHIE	6	2	4	0
ROBERTS, MIKAIL	2	1	1	0
WILLARD, DAVID	6	1	5	0
Write-In Totals	2	0	2	0
Not Assigned	2	0	2	0
Total Votes Cast	22	6	16	0

Board of Governors - Pima Community College Dist. 3

Vote For 1

	TOTAL	Polls	Early Provisional	S
GARCIA, MARIA DE LA LUZ	3	1	2	0
RANDALL, KRISTEN	6	1	5	0
Write-In Totals	0	0	0	0
Not Assigned	0	0	0	0
Total Votes Cast	9	2	7	0

PROPOSITION 133

Vote For 1

	TOTAL	Polls	Early Provisional	S
Yes / Si	6	2	4	0
No	6	1	5	0
Total Votes Cast	12	3	9	0

PROPOSITION 134

Vote For 1

	TOTAL	Polls	Early Provisional	S
Yes / Si	9	3	6	0
No	3	0	3	0
Total Votes Cast	12	3	9	0

PROPOSITION 135

Vote For 1

	TOTAL	Polls	Early Provisional	S
Yes / Si	8	2	6	0
No	4	1	3	0
Total Votes Cast	12	3	9	0

Precinct 273

PROPOSITION 136

Vote For 1

	TOTAL	Polls	Early Provisional	S
Yes / Si	6	2	4	0
No	5	0	5	0
Total Votes Cast	11	2	9	0

PROPOSITION 137

Vote For 1

	TOTAL	Polls	Early Provisional	S
Yes / Si	3	1	2	0
No	8	1	7	0
Total Votes Cast	11	2	9	0

PROPOSITION 138

Vote For 1

	TOTAL	Polls	Early Provisional	S
Yes / Si	1	1	0	0
No	11	2	9	0
Total Votes Cast	12	3	9	0

PROPOSITION 139

Vote For 1

	TOTAL	Polls	Early Provisional	S
Yes / Si	10	2	8	0
No	1	0	1	0
Total Votes Cast	11	2	9	0

PROPOSITION 140

Vote For 1

	TOTAL	Polls	Early Provisional	S
Yes / Si	7	2	5	0
No	4	0	4	0
Total Votes Cast	11	2	9	0

PROPOSITION 311

Vote For 1

	TOTAL	Polls	Early Provisional	S
Yes / Si	8	2	6	0
No	3	0	3	0
Total Votes Cast	11	2	9	0

Precinct 273

PROPOSITION 312

Vote For 1

	TOTAL	Polls	Early Provisional	S
Yes / Sí	11	2	9	0
No	0	0	0	0
Total Votes Cast	11	2	9	0

PROPOSITION 313

Vote For 1

	TOTAL	Polls	Early Provisional	S
Yes / Sí	9	2	7	0
No	2	0	2	0
Total Votes Cast	11	2	9	0

PROPOSITION 314

Vote For 1

	TOTAL	Polls	Early Provisional	S
Yes / Sí	7	1	6	0
No	4	1	3	0
Total Votes Cast	11	2	9	0

PROPOSITION 315

Vote For 1

	TOTAL	Polls	Early Provisional	S
Yes / Sí	8	1	7	0
No	3	1	2	0
Total Votes Cast	11	2	9	0

PROPOSITION 411 - Marana Unified School District No. 6

Vote For 1

	TOTAL	Polls	Early Provisional	S
Budget Increase, Yes / Aumento al Presupuesto, Sí	7	2	5	0
Budget Increase, No / Aumento al Presupuesto, No	4	0	4	0
Total Votes Cast	11	2	9	0

Summary Results Report
 General Election
 November 5, 2024

OFFICIAL RESULTS
 Summary of Votes Cast
 County of Pima

Precinct 274

Statistics	TOTAL	Polls	Early Provisional	s
Registered Voters - Total	268			
Ballots Cast - Total	225	28	197	0
Ballots Cast - Blank	5	0	5	0
Voter Turnout - Total	83.96%			

Presidential Electors

Vote For 1	TOTAL	Polls	Early Provisional	s
HARRIS, KAMALA D.	136	13	123	0
TRUMP, DONALD J.	84	14	70	0
OLIVER, CHASE	2	1	1	0
STEIN, JILL	0	0	0	0
Write-In Totals	0	0	0	0
Write-In: Ayyadurai / Ellis	0	0	0	0
Write-In: Boddie / Stoneham	0	0	0	0
Write-In: De la Cruz / Garcia	0	0	0	0
Write-In: Shelton / Serra	0	0	0	0
Write-In: Skousen / Combs	0	0	0	0
Not Assigned	0	0	0	0
Total Votes Cast	222	28	194	0

U.S. Senator

Vote For 1	TOTAL	Polls	Early Provisional	s
GALLEGO, RUBEN	141	15	126	0
LAKE, KARI	70	12	58	0
QUINTANA, EDUARDO	3	0	3	0
Write-In Totals	0	0	0	0
Write-In: Williams, Sarah	0	0	0	0
Write-In: Beckett, Christopher	0	0	0	0
Write-In: Sanders, Steven Cavin	0	0	0	0
Write-In: Bozic, David	0	0	0	0
Write-In: Petty, Shawn	0	0	0	0
Write-In: Rodriguez, Benjamin	0	0	0	0
Write-In: Prosser, Jannie "Jannie"	0	0	0	0
Not Assigned	0	0	0	0
Total Votes Cast	214	27	187	0

Summary Results Report
 General Election
 November 5, 2024

OFFICIAL RESULTS
 Summary of Votes Cast
 County of Pima

Precinct 274

U.S. Representative in Congress District 6

Vote For 1

	TOTAL	Polls	Early Provisional	S
ENGEL, KIRSTEN	129	13	116	0
CISCOMANI, JUAN	81	15	66	0
EASTWOOD, ATHENA	2	0	2	0
Write-In Totals	0	0	0	0
Write-In: Pozzolo, Luis	0	0	0	0
Not Assigned	0	0	0	0
Total Votes Cast	212	28	184	0

State Senator District 17

Vote For 1

	TOTAL	Polls	Early Provisional	S
MCLEAN, JOHN	131	11	120	0
LEACH, VENDEN "VINCE"	80	14	66	0
Write-In Totals	0	0	0	0
Not Assigned	0	0	0	0
Total Votes Cast	211	25	186	0

State Representative Dist. 17

Vote For 2

	TOTAL	Polls	Early Provisional	S
VOLK, KEVIN	131	11	120	0
JONES, RACHEL	80	16	64	0
MCGARR, CORY	68	13	55	0
Write-In Totals	4	1	3	0
Not Assigned	4	1	3	0
Total Votes Cast	283	41	242	0

Corporation Commissioner

Vote For 3

	TOTAL	Polls	Early Provisional	S
AGUILAR, YLENIA	118	10	108	0
HILL, JONATHON	112	9	103	0
POLACHECK, JOSHUA	105	9	96	0
LOPEZ, RENE	79	14	65	0
MARQUEZ PETERSON, LEA	82	13	69	0
WALDEN, RACHEL	83	14	69	0
CEASE, MIKE	2	0	2	0
LUXENBERG, NINA	1	1	0	0
Write-In Totals	0	0	0	0
Write-In: Bertone, Frank	0	0	0	0
Not Assigned	0	0	0	0
Total Votes Cast	582	70	512	0

Precinct 274

Board of Supervisors District 3

Vote For 1

	TOTAL	Polls	Early Provisional	S
ALLEN, JENNIFER "JEN"	115	9	106	0
WITTENBRAKER, JANET "JL"	82	13	69	0
BAH, IMAN-UTOPIA LAYJOU	11	2	9	0
Write-In Totals	0	0	0	0
Not Assigned	0	0	0	0
Total Votes Cast	208	24	184	0

County Assessor

Vote For 1

	TOTAL	Polls	Early Provisional	S
DROUBIE, SUZANNE	161	18	143	0
Write-In Totals	0	0	0	0
Not Assigned	0	0	0	0
Total Votes Cast	161	18	143	0

County Attorney

Vote For 1

	TOTAL	Polls	Early Provisional	S
CONOVER, LAURA	142	15	127	0
DRUAN, HOWARD	30	4	26	0
Write-In Totals	0	0	0	0
Not Assigned	0	0	0	0
Total Votes Cast	172	19	153	0

County Recorder

Vote For 1

	TOTAL	Polls	Early Provisional	S
CÁZARES-KELLY, GABRIELLA	131	12	119	0
CAMPBELL-GONZALEZ, DOMINIC	73	13	60	0
Write-In Totals	0	0	0	0
Not Assigned	0	0	0	0
Total Votes Cast	204	25	179	0

County Sheriff

Vote For 1

	TOTAL	Polls	Early Provisional	S
NANOS, CHRIS	107	10	97	0
LAPPIN, HEATHER	104	15	89	0
Write-In Totals	0	0	0	0
Write-In: Di Genova, Trista	0	0	0	0
Not Assigned	0	0	0	0
Total Votes Cast	211	25	186	0

Precinct 274

County Superintendent of Schools

Vote For 1

	TOTAL	Polls	Early Provisional	S
WILLIAMS, DUSTIN	155	18	137	0
Write-In Totals	1	0	1	0
Not Assigned	1	0	1	0
Total Votes Cast	156	18	138	0

County Treasurer

Vote For 1

	TOTAL	Polls	Early Provisional	S
JOHNSON, BRIAN	119	11	108	0
ACKERLEY, CHRIS	87	14	73	0
Write-In Totals	0	0	0	0
Not Assigned	0	0	0	0
Total Votes Cast	206	25	181	0

Justice of the Peace Precinct 4

Vote For 1

	TOTAL	Polls	Early Provisional	S
PESQUIERA, CHARLENE	154	17	137	0
Write-In Totals	1	0	1	0
Not Assigned	1	0	1	0
Total Votes Cast	155	17	138	0

Constable Precinct 4

Vote For 1

	TOTAL	Polls	Early Provisional	S
ETHRIDGE-NIELSEN, TRACY	153	17	136	0
Write-In Totals	1	0	1	0
Not Assigned	1	0	1	0
Total Votes Cast	154	17	137	0

KING, KATHRYN H.

Vote For 1

	TOTAL	Polls	Early Provisional	S
Yes / Si	102	12	90	0
No	70	8	62	0
Total Votes Cast	172	20	152	0

BOLICK, CLINT

Vote For 1

	TOTAL	Polls	Early Provisional	S
Yes / Si	97	11	86	0
No	73	9	64	0
Total Votes Cast	170	20	150	0

Precinct 274

ECKERSTROM, PETER J.

Vote For 1

	TOTAL	Polls	Early Provisional	S
Yes / Si	127	15	112	0
No	30	4	26	0
Total Votes Cast	157	19	138	0

STARING, CHRISTOPHER P.

Vote For 1

	TOTAL	Polls	Early Provisional	S
Yes / Si	138	17	121	0
No	17	2	15	0
Total Votes Cast	155	19	136	0

GRIFFIN, BRENDEN J.

Vote For 1

	TOTAL	Polls	Early Provisional	S
Yes / Si	128	15	113	0
No	29	6	23	0
Total Votes Cast	157	21	136	0

LEE, KENNETH

Vote For 1

	TOTAL	Polls	Early Provisional	S
Yes / Si	133	18	115	0
No	27	3	24	0
Total Votes Cast	160	21	139	0

BRYSON, KYLE A.

Vote For 1

	TOTAL	Polls	Early Provisional	S
Yes / Si	133	17	116	0
No	25	4	21	0
Total Votes Cast	158	21	137	0

COHEN, GARY J.

Vote For 1

	TOTAL	Polls	Early Provisional	S
Yes / Si	132	17	115	0
No	23	4	19	0
Total Votes Cast	155	21	134	0

Precinct 274

GORDON, RICHARD E.

Vote For 1

	TOTAL	Polls	Early Provisional	S
Yes / Si	132	16	116	0
No	24	5	19	0
Total Votes Cast	156	21	135	0

BUTLER, MICHAEL J.

Vote For 1

	TOTAL	Polls	Early Provisional	S
Yes / Si	132	17	115	0
No	25	4	21	0
Total Votes Cast	157	21	136	0

YEHLING, WAYNE E.

Vote For 1

	TOTAL	Polls	Early Provisional	S
Yes / Si	130	18	112	0
No	26	3	23	0
Total Votes Cast	156	21	135	0

CONSTANT, DANIELLE J.K.

Vote For 1

	TOTAL	Polls	Early Provisional	S
Yes / Si	128	15	113	0
No	28	6	22	0
Total Votes Cast	156	21	135	0

METCALF, D. DOUGLAS

Vote For 1

	TOTAL	Polls	Early Provisional	S
Yes / Si	127	15	112	0
No	29	6	23	0
Total Votes Cast	156	21	135	0

MCGINLEY, CASEY F.

Vote For 1

	TOTAL	Polls	Early Provisional	S
Yes / Si	135	19	116	0
No	22	2	20	0
Total Votes Cast	157	21	136	0

Precinct 274

SAKALL, GREG

Vote For 1

	TOTAL	Polls	Early Provisional	S
Yes / Si	129	18	111	0
No	30	3	27	0
Total Votes Cast	159	21	138	0

WAGENER, JOAN L.

Vote For 1

	TOTAL	Polls	Early Provisional	S
Yes / Si	132	16	116	0
No	25	5	20	0
Total Votes Cast	157	21	136	0

JOHNSON, KELLIE L.

Vote For 1

	TOTAL	Polls	Early Provisional	S
Yes / Si	112	16	96	0
No	47	5	42	0
Total Votes Cast	159	21	138	0

ORTIZ, KIMBERLY H.

Vote For 1

	TOTAL	Polls	Early Provisional	S
Yes / Si	140	20	120	0
No	20	1	19	0
Total Votes Cast	160	21	139	0

MCDONALD, SCOTT DAVID

Vote For 1

	TOTAL	Polls	Early Provisional	S
Yes / Si	128	14	114	0
No	27	7	20	0
Total Votes Cast	155	21	134	0

ABRAMS, LISA ILKA

Vote For 1

	TOTAL	Polls	Early Provisional	S
Yes / Si	133	20	113	0
No	25	1	24	0
Total Votes Cast	158	21	137	0

Precinct 274

Governing Board - Marana Unified School District No. 6

	TOTAL	Polls	Early Provisional	S
ALEXANDER, ROY	44	9	35	0
HOLT, HUNTER D.	42	6	36	0
RAYMOND, CATHIE	49	7	42	0
ROBERTS, MIKAIL	28	6	22	0
WILLARD, DAVID	36	8	28	0
Write-In Totals	0	0	0	0
Not Assigned	0	0	0	0
Total Votes Cast	199	36	163	0

Governing Board - Flowing Wells Unified School District No. 8

	TOTAL	Polls	Early Provisional	S
DAILY, KEVIN	53	3	50	0
DELGADO JR., JOSEPH	47	3	44	0
EFFING, WENDY J.	54	3	51	0
MILLER, STEPHANIE	69	4	65	0
Write-In Totals	0	0	0	0
Not Assigned	0	0	0	0
Total Votes Cast	223	13	210	0

Board of Governors - Pima Community College Dist. 3

	TOTAL	Polls	Early Provisional	S
GARCIA, MARIA DE LA LUZ	83	9	74	0
RANDALL, KRISTEN	82	9	73	0
Write-In Totals	0	0	0	0
Not Assigned	0	0	0	0
Total Votes Cast	165	18	147	0

PROPOSITION 133

	TOTAL	Polls	Early Provisional	S
Yes / Sí	63	7	56	0
No	138	18	120	0
Total Votes Cast	201	25	176	0

PROPOSITION 134

	TOTAL	Polls	Early Provisional	S
Yes / Sí	66	8	58	0
No	137	16	121	0
Total Votes Cast	203	24	179	0

Precinct 274

PROPOSITION 135

Vote For 1

	TOTAL	Polls	Early Provisional	S
Yes / Si	69	8	61	0
No	132	16	116	0
Total Votes Cast	201	24	177	0

PROPOSITION 136

Vote For 1

	TOTAL	Polls	Early Provisional	S
Yes / Si	45	6	39	0
No	154	18	136	0
Total Votes Cast	199	24	175	0

PROPOSITION 137

Vote For 1

	TOTAL	Polls	Early Provisional	S
Yes / Si	32	1	31	0
No	165	23	142	0
Total Votes Cast	197	24	173	0

PROPOSITION 138

Vote For 1

	TOTAL	Polls	Early Provisional	S
Yes / Si	49	3	46	0
No	155	21	134	0
Total Votes Cast	204	24	180	0

PROPOSITION 139

Vote For 1

	TOTAL	Polls	Early Provisional	S
Yes / Si	151	16	135	0
No	64	12	52	0
Total Votes Cast	215	28	187	0

PROPOSITION 140

Vote For 1

	TOTAL	Polls	Early Provisional	S
Yes / Si	83	8	75	0
No	126	17	109	0
Total Votes Cast	209	25	184	0

Precinct 274

PROPOSITION 311

Vote For 1				
	TOTAL	Polls	Early Provisional	S
Yes / Sí	121	14	107	0
No	91	13	78	0
Total Votes Cast	212	27	185	0

PROPOSITION 312

Vote For 1				
	TOTAL	Polls	Early Provisional	S
Yes / Sí	114	15	99	0
No	92	10	82	0
Total Votes Cast	206	25	181	0

PROPOSITION 313

Vote For 1				
	TOTAL	Polls	Early Provisional	S
Yes / Sí	107	15	92	0
No	94	9	85	0
Total Votes Cast	201	24	177	0

PROPOSITION 314

Vote For 1				
	TOTAL	Polls	Early Provisional	S
Yes / Sí	104	12	92	0
No	97	12	85	0
Total Votes Cast	201	24	177	0

PROPOSITION 315

Vote For 1				
	TOTAL	Polls	Early Provisional	S
Yes / Sí	73	5	68	0
No	120	16	104	0
Total Votes Cast	193	21	172	0

PROPOSITION 411 - Marana Unified School District No. 6

Vote For 1				
	TOTAL	Polls	Early Provisional	S
Budget Increase, Yes / Aumento al Presupuesto, Sí	54	9	45	0
Budget Increase, No / Aumento al Presupuesto, No	39	7	32	0
Total Votes Cast	93	16	77	0

Summary Results Report
 General Election
 November 5, 2024

OFFICIAL RESULTS
 Summary of Votes Cast
 County of Pima

Precinct 275

Statistics	TOTAL	Polls	Early Provisional	s
Registered Voters - Total	4,226			
Ballots Cast - Total	3,398	362	3,019	17
Ballots Cast - Blank	74	17	57	0
Voter Turnout - Total	80.41%			

Presidential Electors

Vote For 1	TOTAL	Polls	Early Provisional	s
HARRIS, KAMALA D.	1,746	132	1,606	8
TRUMP, DONALD J.	1,590	223	1,359	8
OLIVER, CHASE	23	3	20	0
STEIN, JILL	12	1	11	0
Write-In Totals	4	0	4	0
Write-In: Ayyadurai / Ellis	0	0	0	0
Write-In: Boddie / Stoneham	0	0	0	0
Write-In: De la Cruz / Garcia	0	0	0	0
Write-In: Shelton / Serra	0	0	0	0
Write-In: Skousen / Combs	0	0	0	0
Not Assigned	4	0	4	0
Total Votes Cast	3,375	359	3,000	16

U.S. Senator

Vote For 1	TOTAL	Polls	Early Provisional	s
GALLEGO, RUBEN	1,814	149	1,656	9
LAKE, KARI	1,440	194	1,240	6
QUINTANA, EDUARDO	73	9	63	1
Write-In Totals	3	0	3	0
Write-In: Williams, Sarah	0	0	0	0
Write-In: Beckett, Christopher	0	0	0	0
Write-In: Sanders, Steven Cavin	0	0	0	0
Write-In: Bozic, David	0	0	0	0
Write-In: Petty, Shawn	0	0	0	0
Write-In: Rodriguez, Benjamin	0	0	0	0
Write-In: Prosser, Jannie "Jannie"	0	0	0	0
Not Assigned	3	0	3	0
Total Votes Cast	3,330	352	2,962	16

Summary Results Report
 General Election
 November 5, 2024

OFFICIAL RESULTS
 Summary of Votes Cast
 County of Pima

Precinct 275

U.S. Representative in Congress District 6

Vote For 1

	TOTAL	Polls	Early Provisional	S
ENGEL, KIRSTEN	1,599	116	1,481	2
CISCOMANI, JUAN	1,581	209	1,364	8
EASTWOOD, ATHENA	95	14	81	0
Write-In Totals	4	1	3	0
Write-In: Pozzolo, Luis	1	0	1	0
Not Assigned	3	1	2	0
Total Votes Cast	3,279	340	2,929	10

State Senator District 19

Vote For 1

	TOTAL	Polls	Early Provisional	S
KARP, BOB	1,619	130	1,486	3
GOWAN, DAVID	1,601	202	1,393	6
Write-In Totals	2	0	2	0
Not Assigned	2	0	2	0
Total Votes Cast	3,222	332	2,881	9

State Representative Dist. 19

Vote For 2

	TOTAL	Polls	Early Provisional	S
FROSTROM JR., GREGG	1,622	119	1,500	3
DIAZ, LUPE	1,327	149	1,175	3
GRIFFIN, GAIL	1,321	144	1,173	4
Write-In Totals	21	1	19	1
Not Assigned	21	1	19	1
Total Votes Cast	4,291	413	3,867	11

Corporation Commissioner

Vote For 3

	TOTAL	Polls	Early Provisional	S
AGUILAR, YLENIA	1,471	111	1,356	4
HILL, JONATHON	1,365	82	1,280	3
POLACHECK, JOSHUA	1,308	75	1,228	5
LOPEZ, RENE	1,339	147	1,190	2
MARQUEZ PETERSON, LEA	1,293	126	1,165	2
WALDEN, RACHEL	1,361	141	1,215	5
CEASE, MIKE	100	9	90	1
LUXENBERG, NINA	103	8	94	1
Write-In Totals	5	1	4	0
Write-In: Bertone, Frank	0	0	0	0
Not Assigned	5	1	4	0
Total Votes Cast	8,345	700	7,622	23

Precinct 275

Board of Supervisors District 4

Vote For 1

	TOTAL	Polls	Early Provisional	S
BECHTOL, VANESSA	1,572	125	1,444	3
CHRISTY, STEPHEN W. "STEVE"	1,608	204	1,398	6
Write-In Totals	3	0	3	0
Not Assigned	3	0	3	0
Total Votes Cast	3,183	329	2,845	9

County Assessor

Vote For 1

	TOTAL	Polls	Early Provisional	S
DROUBIE, SUZANNE	2,195	210	1,976	9
Write-In Totals	94	16	78	0
Not Assigned	94	16	78	0
Total Votes Cast	2,289	226	2,054	9

County Attorney

Vote For 1

	TOTAL	Polls	Early Provisional	S
CONOVER, LAURA	1,821	157	1,655	9
DRUAN, HOWARD	706	92	613	1
Write-In Totals	35	8	27	0
Not Assigned	35	8	27	0
Total Votes Cast	2,562	257	2,295	10

County Recorder

Vote For 1

	TOTAL	Polls	Early Provisional	S
CÁZARES-KELLY, GABRIELLA	1,637	133	1,495	9
CAMPBELL-GONZALEZ, DOMINIC	1,479	186	1,286	7
Write-In Totals	3	1	2	0
Not Assigned	3	1	2	0
Total Votes Cast	3,119	320	2,783	16

County Sheriff

Vote For 1

	TOTAL	Polls	Early Provisional	S
NANOS, CHRIS	1,427	118	1,301	8
LAPPIN, HEATHER	1,763	206	1,549	8
Write-In Totals	5	1	4	0
Write-In: Di Genova, Trista	0	0	0	0
Not Assigned	5	1	4	0
Total Votes Cast	3,195	325	2,854	16

Precinct 275

County Superintendent of Schools

Vote For 1

	TOTAL	Polls	Early Provisional	S
WILLIAMS, DUSTIN	2,175	213	1,953	9
Write-In Totals	84	13	71	0
Not Assigned	84	13	71	0
Total Votes Cast	2,259	226	2,024	9

County Treasurer

Vote For 1

	TOTAL	Polls	Early Provisional	S
JOHNSON, BRIAN	1,532	122	1,401	9
ACKERLEY, CHRIS	1,624	194	1,423	7
Write-In Totals	3	0	3	0
Not Assigned	3	0	3	0
Total Votes Cast	3,159	316	2,827	16

Constable Precinct 7

Vote For 1

	TOTAL	Polls	Early Provisional	S
SCHENEK JR., THOMAS	2,211	255	1,948	8
Write-In Totals	83	7	76	0
Not Assigned	83	7	76	0
Total Votes Cast	2,294	262	2,024	8

KING, KATHRYN H.

Vote For 1

	TOTAL	Polls	Early Provisional	S
Yes / Si	1,617	170	1,439	8
No	1,006	82	920	4
Total Votes Cast	2,623	252	2,359	12

BOLICK, CLINT

Vote For 1

	TOTAL	Polls	Early Provisional	S
Yes / Si	1,507	158	1,343	6
No	1,075	90	980	5
Total Votes Cast	2,582	248	2,323	11

ECKERSTROM, PETER J.

Vote For 1

	TOTAL	Polls	Early Provisional	S
Yes / Si	1,740	173	1,561	6
No	668	72	591	5
Total Votes Cast	2,408	245	2,152	11

Precinct 275

STARING, CHRISTOPHER P.

Vote For 1

	TOTAL	Polls	Early Provisional	S
Yes / Si	1,696	165	1,524	7
No	685	75	606	4
Total Votes Cast	2,381	240	2,130	11

GRIFFIN, BRENDEN J.

Vote For 1

	TOTAL	Polls	Early Provisional	S
Yes / Si	1,695	168	1,520	7
No	638	72	561	5
Total Votes Cast	2,333	240	2,081	12

LEE, KENNETH

Vote For 1

	TOTAL	Polls	Early Provisional	S
Yes / Si	1,673	165	1,501	7
No	646	78	563	5
Total Votes Cast	2,319	243	2,064	12

BRYSON, KYLE A.

Vote For 1

	TOTAL	Polls	Early Provisional	S
Yes / Si	1,714	164	1,544	6
No	606	79	522	5
Total Votes Cast	2,320	243	2,066	11

COHEN, GARY J.

Vote For 1

	TOTAL	Polls	Early Provisional	S
Yes / Si	1,664	165	1,493	6
No	642	74	563	5
Total Votes Cast	2,306	239	2,056	11

GORDON, RICHARD E.

Vote For 1

	TOTAL	Polls	Early Provisional	S
Yes / Si	1,706	171	1,529	6
No	612	70	536	6
Total Votes Cast	2,318	241	2,065	12

Precinct 275

BUTLER, MICHAEL J.

Vote For 1

	TOTAL	Polls	Early Provisional	S
Yes / Si	1,721	166	1,549	6
No	596	75	516	5
Total Votes Cast	2,317	241	2,065	11

YEHLING, WAYNE E.

Vote For 1

	TOTAL	Polls	Early Provisional	S
Yes / Si	1,670	165	1,498	7
No	645	78	563	4
Total Votes Cast	2,315	243	2,061	11

CONSTANT, DANIELLE J.K.

Vote For 1

	TOTAL	Polls	Early Provisional	S
Yes / Si	1,649	164	1,480	5
No	659	73	580	6
Total Votes Cast	2,308	237	2,060	11

METCALF, D. DOUGLAS

Vote For 1

	TOTAL	Polls	Early Provisional	S
Yes / Si	1,688	167	1,514	7
No	624	73	546	5
Total Votes Cast	2,312	240	2,060	12

MCGINLEY, CASEY F.

Vote For 1

	TOTAL	Polls	Early Provisional	S
Yes / Si	1,723	164	1,552	7
No	580	74	502	4
Total Votes Cast	2,303	238	2,054	11

SAKALL, GREG

Vote For 1

	TOTAL	Polls	Early Provisional	S
Yes / Si	1,707	163	1,539	5
No	621	78	537	6
Total Votes Cast	2,328	241	2,076	11

Precinct 275

WAGENER, JOAN L.

	TOTAL	Polls	Early Provisional	S
Vote For 1				
Yes / Si	1,719	170	1,543	6
No	601	72	524	5
Total Votes Cast	2,320	242	2,067	11

JOHNSON, KELLIE L.

	TOTAL	Polls	Early Provisional	S
Vote For 1				
Yes / Si	1,616	161	1,448	7
No	724	76	644	4
Total Votes Cast	2,340	237	2,092	11

ORTIZ, KIMBERLY H.

	TOTAL	Polls	Early Provisional	S
Vote For 1				
Yes / Si	1,741	166	1,568	7
No	580	72	504	4
Total Votes Cast	2,321	238	2,072	11

MCDONALD, SCOTT DAVID

	TOTAL	Polls	Early Provisional	S
Vote For 1				
Yes / Si	1,693	163	1,524	6
No	608	70	532	6
Total Votes Cast	2,301	233	2,056	12

ABRAMS, LISA ILKA

	TOTAL	Polls	Early Provisional	S
Vote For 1				
Yes / Si	1,747	170	1,571	6
No	575	71	499	5
Total Votes Cast	2,322	241	2,070	11

Governing Board - Vail Unified School District No. 20

	TOTAL	Polls	Early Provisional	S
Vote For 3				
KING, CHRISTOPHER	1,330	142	1,185	3
MOORE, LAURA	1,340	117	1,220	3
MOTHERSHED, JOHN	767	75	690	2
PRATT, ALLISON	1,346	111	1,234	1
TIPPETT, CALLIE BASHAM	1,136	75	1,061	0
Write-In Totals	45	10	35	0
Not Assigned	45	10	35	0
Total Votes Cast	5,964	530	5,425	9

Precinct 275

PROPOSITION 133

Vote For 1

	TOTAL	Polls	Early Provisional	S
Yes / Si	1,294	141	1,142	11
No	1,665	166	1,496	3
Total Votes Cast	2,959	307	2,638	14

PROPOSITION 134

Vote For 1

	TOTAL	Polls	Early Provisional	S
Yes / Si	1,271	144	1,116	11
No	1,685	161	1,521	3
Total Votes Cast	2,956	305	2,637	14

PROPOSITION 135

Vote For 1

	TOTAL	Polls	Early Provisional	S
Yes / Si	1,372	174	1,192	6
No	1,573	133	1,432	8
Total Votes Cast	2,945	307	2,624	14

PROPOSITION 136

Vote For 1

	TOTAL	Polls	Early Provisional	S
Yes / Si	1,082	121	951	10
No	1,808	171	1,633	4
Total Votes Cast	2,890	292	2,584	14

PROPOSITION 137

Vote For 1

	TOTAL	Polls	Early Provisional	S
Yes / Si	695	95	593	7
No	2,221	202	2,012	7
Total Votes Cast	2,916	297	2,605	14

PROPOSITION 138

Vote For 1

	TOTAL	Polls	Early Provisional	S
Yes / Si	685	86	596	3
No	2,319	229	2,079	11
Total Votes Cast	3,004	315	2,675	14

Precinct 275

PROPOSITION 139

Vote For 1

	TOTAL	Polls	Early Provisional	S
Yes / Si	2,150	198	1,941	11
No	1,080	138	937	5
Total Votes Cast	3,230	336	2,878	16

PROPOSITION 140

Vote For 1

	TOTAL	Polls	Early Provisional	S
Yes / Si	1,510	171	1,331	8
No	1,626	143	1,477	6
Total Votes Cast	3,136	314	2,808	14

PROPOSITION 311

Vote For 1

	TOTAL	Polls	Early Provisional	S
Yes / Si	2,187	239	1,936	12
No	964	84	878	2
Total Votes Cast	3,151	323	2,814	14

PROPOSITION 312

Vote For 1

	TOTAL	Polls	Early Provisional	S
Yes / Si	1,921	234	1,676	11
No	1,178	87	1,088	3
Total Votes Cast	3,099	321	2,764	14

PROPOSITION 313

Vote For 1

	TOTAL	Polls	Early Provisional	S
Yes / Si	2,007	229	1,763	15
No	1,065	81	982	2
Total Votes Cast	3,072	310	2,745	17

PROPOSITION 314

Vote For 1

	TOTAL	Polls	Early Provisional	S
Yes / Si	1,976	207	1,758	11
No	1,056	92	961	3
Total Votes Cast	3,032	299	2,719	14

Precinct 275

PROPOSITION 315

Vote For 1

	TOTAL	Polls	Early Provisional	S
Yes / Si	1,405	152	1,244	9
No	1,521	137	1,379	5
Total Votes Cast	2,926	289	2,623	14

Precinct 239

Statistics	TOTAL	Polls	Early Provisional	s
Registered Voters - Total	3,787			
Ballots Cast - Total	3,372	313	3,046	13
Ballots Cast - Blank	57	11	44	2
Voter Turnout - Total	89.04%			

Presidential Electors

Vote For 1	TOTAL	Polls	Early Provisional	s
HARRIS, KAMALA D.	2,161	120	2,031	10
TRUMP, DONALD J.	1,145	185	958	2
OLIVER, CHASE	17	1	16	0
STEIN, JILL	13	0	12	1
Write-In Totals	13	4	9	0
Write-In: Ayyadurai / Ellis	0	0	0	0
Write-In: Boddie / Stoneham	0	0	0	0
Write-In: De la Cruz / Garcia	0	0	0	0
Write-In: Shelton / Serra	0	0	0	0
Write-In: Skousen / Combs	0	0	0	0
Not Assigned	13	4	9	0
Total Votes Cast	3,349	310	3,026	13

U.S. Senator

Vote For 1	TOTAL	Polls	Early Provisional	s
GALLEGO, RUBEN	2,208	134	2,066	8
LAKE, KARI	1,055	166	886	3
QUINTANA, EDUARDO	37	2	34	1
Write-In Totals	6	1	5	0
Write-In: Williams, Sarah	0	0	0	0
Write-In: Beckett, Christopher	0	0	0	0
Write-In: Sanders, Steven Cavin	0	0	0	0
Write-In: Bozic, David	0	0	0	0
Write-In: Petty, Shawn	0	0	0	0
Write-In: Rodriguez, Benjamin	0	0	0	0
Write-In: Prosser, Jannie "Jannie"	0	0	0	0
Not Assigned	6	1	5	0
Total Votes Cast	3,306	303	2,991	12

Precinct 239

U.S. Representative in Congress District 6

Vote For 1

	TOTAL	Polls	Early Provisional	s
ENGEL, KIRSTEN	2,081	117	1,955	9
CISCOMANI, JUAN	1,172	180	990	2
EASTWOOD, ATHENA	37	4	33	0
Write-In Totals	1	0	1	0
Write-In: Pozzolo, Luis	0	0	0	0
Not Assigned	1	0	1	0
Total Votes Cast	3,291	301	2,979	11

State Senator District 18

Vote For 1

	TOTAL	Polls	Early Provisional	s
SUNDARESHAN, PRIYA	2,313	157	2,147	9
Write-In Totals	64	11	53	0
Not Assigned	64	11	53	0
Total Votes Cast	2,377	168	2,200	9

State Representative Dist. 18

Vote For 2

	TOTAL	Polls	Early Provisional	s
GUTIERREZ, NANCY	2,017	107	1,904	6
MATHIS, CHRIS	1,847	82	1,760	5
ROSENBLUM, LEONARD "LEN"	1,153	177	973	3
Write-In Totals	19	6	12	1
Not Assigned	19	6	12	1
Total Votes Cast	5,036	372	4,649	15

Corporation Commissioner

Vote For 3

	TOTAL	Polls	Early Provisional	s
AGUILAR, YLENIA	1,856	91	1,760	5
HILL, JONATHON	1,929	92	1,832	5
POLACHECK, JOSHUA	1,857	84	1,768	5
LOPEZ, RENE	1,014	148	865	1
MARQUEZ PETERSON, LEA	1,048	152	895	1
WALDEN, RACHEL	1,061	159	898	4
CEASE, MIKE	57	1	53	3
LUXENBERG, NINA	99	5	93	1
Write-In Totals	2	1	1	0
Write-In: Bertone, Frank	0	0	0	0
Not Assigned	2	1	1	0
Total Votes Cast	8,923	733	8,165	25

Precinct 239

Board of Supervisors District 1

	TOTAL	Polls	Early Provisional	S
SCOTT, REX	2,027	112	1,907	8
SPAIN, STEVE	1,183	172	1,008	3
Write-In Totals	1	0	1	0
Not Assigned	1	0	1	0
Total Votes Cast	3,211	284	2,916	11

County Assessor

	TOTAL	Polls	Early Provisional	S
DROUBIE, SUZANNE	2,297	154	2,133	10
Write-In Totals	60	11	49	0
Not Assigned	60	11	49	0
Total Votes Cast	2,357	165	2,182	10

County Attorney

	TOTAL	Polls	Early Provisional	S
CONOVER, LAURA	2,112	132	1,973	7
DRUAN, HOWARD	406	56	348	2
Write-In Totals	42	7	34	1
Not Assigned	42	7	34	1
Total Votes Cast	2,560	195	2,355	10

County Recorder

	TOTAL	Polls	Early Provisional	S
CÁZARES-KELLY, GABRIELLA	2,064	109	1,946	9
CAMPBELL-GONZALEZ, DOMINIC	1,077	163	912	2
Write-In Totals	3	1	2	0
Not Assigned	3	1	2	0
Total Votes Cast	3,144	273	2,860	11

County Sheriff

	TOTAL	Polls	Early Provisional	S
NANOS, CHRIS	1,680	103	1,572	5
LAPPIN, HEATHER	1,471	179	1,286	6
Write-In Totals	15	0	15	0
Write-In: Di Genova, Trista	1	0	1	0
Not Assigned	14	0	14	0
Total Votes Cast	3,166	282	2,873	11

Precinct 239

County Superintendent of Schools

Vote For 1				
	TOTAL	Polls	Early Provisional	S
WILLIAMS, DUSTIN	2,277	153	2,115	9
Write-In Totals	54	11	43	0
Not Assigned	54	11	43	0
Total Votes Cast	2,331	164	2,158	9

County Treasurer

Vote For 1				
	TOTAL	Polls	Early Provisional	S
JOHNSON, BRIAN	1,909	89	1,813	7
ACKERLEY, CHRIS	1,273	188	1,081	4
Write-In Totals	0	0	0	0
Not Assigned	0	0	0	0
Total Votes Cast	3,182	277	2,894	11

Constable Precinct 1

Vote For 1				
	TOTAL	Polls	Early Provisional	S
ROOSEVELT, MARK	1,982	103	1,869	10
ROWLAND, DANIEL	1,134	168	965	1
Write-In Totals	2	0	2	0
Not Assigned	2	0	2	0
Total Votes Cast	3,118	271	2,836	11

KING, KATHRYN H.

Vote For 1				
	TOTAL	Polls	Early Provisional	S
Yes / Si	1,233	155	1,074	4
No	1,458	68	1,387	3
Total Votes Cast	2,691	223	2,461	7

BOLICK, CLINT

Vote For 1				
	TOTAL	Polls	Early Provisional	S
Yes / Si	1,189	154	1,030	5
No	1,501	68	1,430	3
Total Votes Cast	2,690	222	2,460	8

ECKERSTROM, PETER J.

Vote For 1				
	TOTAL	Polls	Early Provisional	S
Yes / Si	1,890	159	1,726	5
No	459	42	416	1
Total Votes Cast	2,349	201	2,142	6

Precinct 239

STARING, CHRISTOPHER P.

Vote For 1

	TOTAL	Polls	Early Provisional	S
Yes / Si	1,830	161	1,662	7
No	525	36	489	0
Total Votes Cast	2,355	197	2,151	7

GRIFFIN, BRENDEN J.

Vote For 1

	TOTAL	Polls	Early Provisional	S
Yes / Si	1,760	154	1,598	8
No	488	37	451	0
Total Votes Cast	2,248	191	2,049	8

LEE, KENNETH

Vote For 1

	TOTAL	Polls	Early Provisional	S
Yes / Si	1,796	156	1,633	7
No	440	37	403	0
Total Votes Cast	2,236	193	2,036	7

BRYSON, KYLE A.

Vote For 1

	TOTAL	Polls	Early Provisional	S
Yes / Si	1,812	154	1,653	5
No	421	36	383	2
Total Votes Cast	2,233	190	2,036	7

COHEN, GARY J.

Vote For 1

	TOTAL	Polls	Early Provisional	S
Yes / Si	1,798	151	1,640	7
No	436	38	398	0
Total Votes Cast	2,234	189	2,038	7

GORDON, RICHARD E.

Vote For 1

	TOTAL	Polls	Early Provisional	S
Yes / Si	1,811	151	1,654	6
No	424	39	384	1
Total Votes Cast	2,235	190	2,038	7

Precinct 239

BUTLER, MICHAEL J.

Vote For 1

	TOTAL	Polls	Early Provisional	S
Yes / Si	1,822	156	1,662	4
No	417	34	380	3
Total Votes Cast	2,239	190	2,042	7

YEHLING, WAYNE E.

Vote For 1

	TOTAL	Polls	Early Provisional	S
Yes / Si	1,780	153	1,623	4
No	451	36	412	3
Total Votes Cast	2,231	189	2,035	7

CONSTANT, DANIELLE J.K.

Vote For 1

	TOTAL	Polls	Early Provisional	S
Yes / Si	1,714	148	1,561	5
No	509	41	466	2
Total Votes Cast	2,223	189	2,027	7

METCALF, D. DOUGLAS

Vote For 1

	TOTAL	Polls	Early Provisional	S
Yes / Si	1,782	150	1,625	7
No	447	41	406	0
Total Votes Cast	2,229	191	2,031	7

MCGINLEY, CASEY F.

Vote For 1

	TOTAL	Polls	Early Provisional	S
Yes / Si	1,823	153	1,664	6
No	406	37	368	1
Total Votes Cast	2,229	190	2,032	7

SAKALL, GREG

Vote For 1

	TOTAL	Polls	Early Provisional	S
Yes / Si	1,777	146	1,626	5
No	470	43	425	2
Total Votes Cast	2,247	189	2,051	7

Precinct 239

WAGENER, JOAN L.

Vote For 1		TOTAL	Polls	Early Provisional	S
Yes / Si		1,790	154	1,630	6
No		442	36	405	1
Total Votes Cast		2,232	190	2,035	7

JOHNSON, KELLIE L.

Vote For 1		TOTAL	Polls	Early Provisional	S
Yes / Si		1,481	141	1,335	5
No		786	47	737	2
Total Votes Cast		2,267	188	2,072	7

ORTIZ, KIMBERLY H.

Vote For 1		TOTAL	Polls	Early Provisional	S
Yes / Si		1,797	146	1,644	7
No		429	43	386	0
Total Votes Cast		2,226	189	2,030	7

MCDONALD, SCOTT DAVID

Vote For 1		TOTAL	Polls	Early Provisional	S
Yes / Si		1,752	154	1,592	6
No		466	36	429	1
Total Votes Cast		2,218	190	2,021	7

ABRAMS, LISA ILKA

Vote For 1		TOTAL	Polls	Early Provisional	S
Yes / Si		1,823	152	1,665	6
No		425	40	384	1
Total Votes Cast		2,248	192	2,049	7

Governing Board - Catalina Foothills Unified School District No. 16

Vote For 1		TOTAL	Polls	Early Provisional	S
ARISPE, BROOKE		619	80	536	3
JACKSON, EILEEN		1,686	117	1,562	7
Write-In Totals		14	4	10	0
Not Assigned		14	4	10	0
Total Votes Cast		2,319	201	2,108	10

Precinct 239

Governing Board - Catalina Foothills Unified School District No. 16

Vote For 2

	TOTAL	Polls	Early Provisional	S
DAVOLI, JACQUELYN	1,547	84	1,456	7
LOGUE, TOM	1,332	76	1,251	5
PEMBERTON, BART	727	93	633	1
REPSCHER, JENNIFER	1,020	118	898	4
Write-In Totals	19	3	16	0
Not Assigned	19	3	16	0
Total Votes Cast	4,645	374	4,254	17

Governing Board - Tucson Unified School District (TUSD) No. 1

Vote For 3

	TOTAL	Polls	Early Provisional	S
ACOSTA RUIZ, PILAR	3	0	3	0
FLORES, ESTEBAN	1	0	1	0
LUNA ROSE, NATALIE	2	0	2	0
SHAH, RAVI	2	0	2	0
SHAW, SADIE	1	0	1	0
Write-In Totals	0	0	0	0
Not Assigned	0	0	0	0
Total Votes Cast	9	0	9	0

PROPOSITION 133

Vote For 1

	TOTAL	Polls	Early Provisional	S
Yes / Si	901	109	788	4
No	2,087	152	1,930	5
Total Votes Cast	2,988	261	2,718	9

PROPOSITION 134

Vote For 1

	TOTAL	Polls	Early Provisional	S
Yes / Si	833	108	721	4
No	2,158	152	2,001	5
Total Votes Cast	2,991	260	2,722	9

PROPOSITION 135

Vote For 1

	TOTAL	Polls	Early Provisional	S
Yes / Si	1,013	138	872	3
No	1,945	119	1,820	6
Total Votes Cast	2,958	257	2,692	9

Precinct 239

PROPOSITION 136

Vote For 1				
	TOTAL	Polls	Early Provisional	S
Yes / Si	736	97	634	5
No	2,193	157	2,032	4
Total Votes Cast	2,929	254	2,666	9

PROPOSITION 137

Vote For 1				
	TOTAL	Polls	Early Provisional	S
Yes / Si	514	68	443	3
No	2,440	186	2,248	6
Total Votes Cast	2,954	254	2,691	9

PROPOSITION 138

Vote For 1				
	TOTAL	Polls	Early Provisional	S
Yes / Si	471	60	408	3
No	2,584	211	2,365	8
Total Votes Cast	3,055	271	2,773	11

PROPOSITION 139

Vote For 1				
	TOTAL	Polls	Early Provisional	S
Yes / Si	2,426	165	2,253	8
No	796	128	666	2
Total Votes Cast	3,222	293	2,919	10

PROPOSITION 140

Vote For 1				
	TOTAL	Polls	Early Provisional	S
Yes / Si	1,278	129	1,142	7
No	1,859	153	1,702	4
Total Votes Cast	3,137	282	2,844	11

PROPOSITION 311

Vote For 1				
	TOTAL	Polls	Early Provisional	S
Yes / Si	1,671	201	1,462	8
No	1,444	83	1,358	3
Total Votes Cast	3,115	284	2,820	11

Precinct 239

PROPOSITION 312

Vote For 1

	TOTAL	Polls	Early Provisional	S
Yes / Si	1,444	185	1,249	10
No	1,668	97	1,570	1
Total Votes Cast	3,112	282	2,819	11

PROPOSITION 313

Vote For 1

	TOTAL	Polls	Early Provisional	S
Yes / Si	1,386	168	1,212	6
No	1,627	109	1,514	4
Total Votes Cast	3,013	277	2,726	10

PROPOSITION 314

Vote For 1

	TOTAL	Polls	Early Provisional	S
Yes / Si	1,375	187	1,184	4
No	1,631	84	1,541	6
Total Votes Cast	3,006	271	2,725	10

PROPOSITION 315

Vote For 1

	TOTAL	Polls	Early Provisional	S
Yes / Si	999	131	866	2
No	1,895	120	1,768	7
Total Votes Cast	2,894	251	2,634	9