



# Official Canvass

Consolidated and Vail Incorporation  
Elections

November 7, 2023

Pima County Elections  
6550 S. Country Club Road  
Tucson, AZ 85756

NOV 17 2023 11:53 AM U.S.P.O. K.F.E.R.D. 940



November 16, 2023

In accordance with Arizona Revised Statutes, Title 16, I hereby certify the enclosed tabulation is a full, true and correct copy of the returns of the Consolidated Election and Vail Incorporation Election held pursuant to Arizona Constitution, Article 7 and Arizona Revised Statutes Title 9 and 16 in and for Pima County, Arizona on November 7, 2023. This tabulation includes all early ballots and verified provisional ballots cast at said election on behalf of the jurisdictions listed below:

- City of Tucson
- Tucson Unified School District No. 1
- Flowing Wells Unified School District No. 8
- Sunnyside Unified School District No. 12
- Sahuarita Unified School District No. 30
- Altar Valley School District No. 51
- Pima County – Vail Incorporation

Respectfully submitted,

A handwritten signature in black ink, appearing to read "C. Hargrove", with a long horizontal flourish extending to the right.

Constance L. Hargrove  
Director Pima County  
Elections

PIMA COUNTY GOVERNMENT

Ballots  
Processed  
Information

## 2023 VOTER REGISTRATION TOTALS

Active Voters	DEMS	REPS	LBTS	NOLS	OTHS	Total
COT Only	14,598	10,002	391	241	14,497	39,729
<b>COT and TUSD</b>	<b>96,831</b>	<b>45,108</b>	<b>1,741</b>	<b>1,061</b>	<b>70,795</b>	<b>215,536</b>
COT and FW8 Total	1,354	904	32	20	1,410	3,720
COT and Sunnyside 12	14,353	4,006	198	149	11,245	29,951
TUSD Only Total	26,878	15,523	438	226	20,025	63,090
FLOWING WELLS Only	3,872	3,446	124	46	4,162	11,650
Sunnyside Only	3,001	1,045	38	31	2,817	6,932
SAHUARITA USD	5,978	7,074	170	100	7,319	20,641
ALTAR VALLEY	1,235	1,240	44	18	1,475	4,012
VAIL INCORP.	3,134	6,470	133	58	4,631	14,426
						409,687

InActive Voters	DEMS	REPS	LBTS	NOLS	OTHS	Total
COT Only	1,686	1,128	73	2	2,235	5,124
<b>COT and TUSD</b>	<b>9,399</b>	<b>4,772</b>	<b>331</b>	<b>13</b>	<b>11,334</b>	<b>25,849</b>
COT and FW8 Total	158	116	6	0	196	476
COT and Sunnyside 12	979	363	13	1	1,066	2,422
TUSD Only Total	1,244	926	42	2	1,550	3,764
FLOWING WELLS Only	241	226	7	0	401	875
Sunnyside Only	181	72	4	1	209	467
SAHUARITA USD	454	624	21	0	800	1,899
ALTAR VALLEY	92	76	2	0	124	294
VAIL INCORP.	248	481	16	0	471	1,216
						42,386

# GENERAL ELECTION NOVEMBER 7, 2023

## Canvass Information

### CITY OF TUCSON PIMA SCHOOL DISTRICT CONSOLIDATED ELECTION

#### Early Ballots Processed

Total Early Ballots Sent	391,603
Total Early Ballots Returned	124,693
Total Ballots Rejected *	440
Ballots Signature Verified	124,496
<b>FINAL TOTAL Ballots Turned Over to Elections</b>	<b>124,496</b>
Ballots Redlined before Tabulation**	5

**\*Total Ballots Rejected:** Refers to the total number of voted ballots returned that were rejected for one of the reasons listed below. Includes numbers for individuals who both voted a replacement ballot that ultimately counted and individuals who did not vote a replacement.

**\*\*Redline:** The Early Election Board rejected the Ballot Affidavit for containing something other than a 2023 Consolidated Election ballot and were removed from the turnover receipt. Voters were informed by the Recorder's Office.

## 2023 CONSOLIDATED ELECTIONS

### Ballot Curing Outcome Totals

<b>Counted Reasons</b>		<b>Total</b>
Reassigned		8
SUPERVISOR VALIDATED SIGNATURE		48
TXT2CURE		1
VOTER VERIFIED SIGNATURE		544
Total Counted		601
<b>Rejected Reasons</b>		<b>Total</b>
BALLOT DAMAGED		3
COULD NOT CONFIRM SIGNATURE		198
NO AFFIDAVIT		112
NO BALLOT		33
NO SIGNATURE		65
NOT ELIGIBLE FOR ELECTION		11
OTHER		11
SIGNED BY POWER OF ATTORNEY		5
VOTED TWICE		2
Total Voted Ballots Rejected*		440

# 2023 CONSOLIDATED ELECTIONS

## Problem Ballot Outcome Totals (By Precinct)

Reason	Outcome	Total
COULD NOT CONFIRM SIGNATURE	Rejected	1

**Precinct: 008: 1**

NO AFFIDAVIT	Rejected	1
VOTER VERIFIED SIGNATURE	Counted	5

**Precinct: 009: 6**

COULD NOT CONFIRM SIGNATURE	Rejected	3
NO SIGNATURE	Rejected	1
VOTER VERIFIED SIGNATURE	Counted	5

**Precinct: 016: 9**

COULD NOT CONFIRM SIGNATURE	Rejected	1
NO AFFIDAVIT	Rejected	1
VOTER VERIFIED SIGNATURE	Counted	4

**Precinct: 017: 6**

NO SIGNATURE	Rejected	1
NOT ELIGIBLE FOR ELECTION	Rejected	2
SUPERVISOR VALIDATED SIGNATURE	Counted	1
VOTER VERIFIED SIGNATURE	Counted	7

**Precinct: 018: 11**

NO SIGNATURE	Rejected	1
VOTER VERIFIED SIGNATURE	Counted	1

**Precinct: 019: 2**

COULD NOT CONFIRM SIGNATURE	Rejected	2
NO AFFIDAVIT	Rejected	2
NO SIGNATURE	Rejected	1
OTHER	Rejected	1
VOTER VERIFIED SIGNATURE	Counted	4

**Precinct: 020: 10**

# 2023 CONSOLIDATED ELECTIONS

## Problem Ballot Outcome Totals (By Precinct)

COULD NOT CONFIRM SIGNATURE	Rejected	4
VOTER VERIFIED SIGNATURE	Counted	6

**Precinct: 021: 10**

COULD NOT CONFIRM SIGNATURE	Rejected	3
NO AFFIDAVIT	Rejected	3
NOT ELIGIBLE FOR ELECTION	Rejected	1
OTHER	Rejected	2
VOTER VERIFIED SIGNATURE	Counted	6

**Precinct: 022: 15**

COULD NOT CONFIRM SIGNATURE	Rejected	1
NO AFFIDAVIT	Rejected	2
NO BALLOT	Rejected	2
VOTER VERIFIED SIGNATURE	Counted	4

**Precinct: 023: 9**

NO AFFIDAVIT	Rejected	2
NO SIGNATURE	Rejected	1
VOTER VERIFIED SIGNATURE	Counted	4

**Precinct: 025: 7**

COULD NOT CONFIRM SIGNATURE	Rejected	2
VOTER VERIFIED SIGNATURE	Counted	4

**Precinct: 026: 6**

COULD NOT CONFIRM SIGNATURE	Rejected	3
VOTER VERIFIED SIGNATURE	Counted	2

**Precinct: 028: 5**

NO AFFIDAVIT	Rejected	2
NO BALLOT	Rejected	1

**Precinct: 031: 3**

COULD NOT CONFIRM SIGNATURE	Rejected	2
NO AFFIDAVIT	Rejected	3
NO BALLOT	Rejected	1



# 2023 CONSOLIDATED ELECTIONS

## Problem Ballot Outcome Totals (By Precinct)

VOTER VERIFIED SIGNATURE	Counted	4
--------------------------	---------	---

**Precinct: 032: 10**

COULD NOT CONFIRM SIGNATURE	Rejected	1
NO AFFIDAVIT	Rejected	1
SUPERVISOR VALIDATED SIGNATURE	Counted	2
VOTER VERIFIED SIGNATURE	Counted	4

**Precinct: 033: 8**

VOTER VERIFIED SIGNATURE	Counted	3
--------------------------	---------	---

**Precinct: 034: 3**

COULD NOT CONFIRM SIGNATURE	Rejected	3
NO AFFIDAVIT	Rejected	2
SUPERVISOR VALIDATED SIGNATURE	Counted	1
VOTER VERIFIED SIGNATURE	Counted	4

**Precinct: 036: 10**

NO AFFIDAVIT	Rejected	1
VOTER VERIFIED SIGNATURE	Counted	2

**Precinct: 037: 3**

COULD NOT CONFIRM SIGNATURE	Rejected	3
NO AFFIDAVIT	Rejected	1
NO SIGNATURE	Rejected	1

**Precinct: 038: 5**

COULD NOT CONFIRM SIGNATURE	Rejected	5
NO AFFIDAVIT	Rejected	2
VOTER VERIFIED SIGNATURE	Counted	4

**Precinct: 039: 11**

COULD NOT CONFIRM SIGNATURE	Rejected	2
NO AFFIDAVIT	Rejected	1
NO SIGNATURE	Rejected	1

# 2023 CONSOLIDATED ELECTIONS

## Problem Ballot Outcome Totals (By Precinct)

VOTER VERIFIED SIGNATURE	Counted	6
--------------------------	---------	---

**Precinct: 041: 10**

NO BALLOT	Rejected	1
VOTER VERIFIED SIGNATURE	Counted	5

**Precinct: 042: 6**

OTHER	Rejected	1
VOTER VERIFIED SIGNATURE	Counted	1

**Precinct: 043: 2**

NO BALLOT	Rejected	1
NO SIGNATURE	Rejected	2
OTHER	Rejected	1
VOTER VERIFIED SIGNATURE	Counted	4

**Precinct: 044: 8**

NO SIGNATURE	Rejected	1
VOTER VERIFIED SIGNATURE	Counted	3

**Precinct: 045: 4**

COULD NOT CONFIRM SIGNATURE	Rejected	5
NO BALLOT	Rejected	1
NO SIGNATURE	Rejected	1
SUPERVISOR VALIDATED SIGNATURE	Counted	2
VOTER VERIFIED SIGNATURE	Counted	2

**Precinct: 047: 11**

COULD NOT CONFIRM SIGNATURE	Rejected	1
NO SIGNATURE	Rejected	1
Reassigned	Counted	1
VOTER VERIFIED SIGNATURE	Counted	2

**Precinct: 048: 5**

# 2023 CONSOLIDATED ELECTIONS

## Problem Ballot Outcome Totals (By Precinct)

COULD NOT CONFIRM SIGNATURE	Rejected	2
VOTER VERIFIED SIGNATURE	Counted	5

**Precinct: 049: 7**

COULD NOT CONFIRM SIGNATURE	Rejected	3
NO BALLOT	Rejected	1
SUPERVISOR VALIDATED SIGNATURE	Counted	1
VOTED TWICE	Rejected	1

**Precinct: 050: 6**

COULD NOT CONFIRM SIGNATURE	Rejected	3
NO BALLOT	Rejected	1
NO SIGNATURE	Rejected	1
SUPERVISOR VALIDATED SIGNATURE	Counted	1
VOTER VERIFIED SIGNATURE	Counted	3

**Precinct: 051: 9**

COULD NOT CONFIRM SIGNATURE	Rejected	1
NO SIGNATURE	Rejected	1
SUPERVISOR VALIDATED SIGNATURE	Counted	1
VOTER VERIFIED SIGNATURE	Counted	1

**Precinct: 052: 4**

COULD NOT CONFIRM SIGNATURE	Rejected	6
NO AFFIDAVIT	Rejected	2
NO SIGNATURE	Rejected	2
NOT ELIGIBLE FOR ELECTION	Rejected	1
VOTER VERIFIED SIGNATURE	Counted	7

**Precinct: 053: 18**

COULD NOT CONFIRM SIGNATURE	Rejected	2
NO AFFIDAVIT	Rejected	2
NO SIGNATURE	Rejected	1
VOTER VERIFIED SIGNATURE	Counted	1

**Precinct: 054: 6**

# 2023 CONSOLIDATED ELECTIONS

## Problem Ballot Outcome Totals (By Precinct)

COULD NOT CONFIRM SIGNATURE	Rejected	1
-----------------------------	----------	---

**Precinct: 055: 1**

NO AFFIDAVIT	Rejected	5
NO SIGNATURE	Rejected	1
VOTER VERIFIED SIGNATURE	Counted	5

**Precinct: 057: 11**

BALLOT DAMAGED	Rejected	1
NO SIGNATURE	Rejected	1
VOTER VERIFIED SIGNATURE	Counted	1

**Precinct: 058: 3**

COULD NOT CONFIRM SIGNATURE	Rejected	1
NO SIGNATURE	Rejected	1
SUPERVISOR VALIDATED SIGNATURE	Counted	1
VOTER VERIFIED SIGNATURE	Counted	3

**Precinct: 059: 6**

NO AFFIDAVIT	Rejected	1
VOTER VERIFIED SIGNATURE	Counted	2

**Precinct: 060: 3**

SUPERVISOR VALIDATED SIGNATURE	Counted	1
VOTER VERIFIED SIGNATURE	Counted	3

**Precinct: 061: 4**

VOTER VERIFIED SIGNATURE	Counted	1
--------------------------	---------	---

**Precinct: 062: 1**

COULD NOT CONFIRM SIGNATURE	Rejected	1
NO AFFIDAVIT	Rejected	1
VOTER VERIFIED SIGNATURE	Counted	3

**Precinct: 063: 5**

# 2023 CONSOLIDATED ELECTIONS

## Problem Ballot Outcome Totals (By Precinct)

COULD NOT CONFIRM SIGNATURE	Rejected	1
NO SIGNATURE	Rejected	1
VOTED TWICE	Rejected	1

**Precinct: 064: 3**

COULD NOT CONFIRM SIGNATURE	Rejected	2
NO SIGNATURE	Rejected	2
VOTER VERIFIED SIGNATURE	Counted	2

**Precinct: 066: 6**

NO AFFIDAVIT	Rejected	2
SUPERVISOR VALIDATED SIGNATURE	Counted	1
VOTER VERIFIED SIGNATURE	Counted	3

**Precinct: 067: 6**

NO BALLOT	Rejected	1
NO SIGNATURE	Rejected	3
VOTER VERIFIED SIGNATURE	Counted	2

**Precinct: 068: 6**

COULD NOT CONFIRM SIGNATURE	Rejected	2
NO AFFIDAVIT	Rejected	1
NO BALLOT	Rejected	2
NO SIGNATURE	Rejected	2
Reassigned	Counted	1
VOTER VERIFIED SIGNATURE	Counted	5

**Precinct: 069: 13**

NO AFFIDAVIT	Rejected	2
NO SIGNATURE	Rejected	1
NOT ELIGIBLE FOR ELECTION	Rejected	1
SUPERVISOR VALIDATED SIGNATURE	Counted	1
VOTER VERIFIED SIGNATURE	Counted	5

**Precinct: 072: 10**

# 2023 CONSOLIDATED ELECTIONS

## Problem Ballot Outcome Totals (By Precinct)

COULD NOT CONFIRM SIGNATURE	Rejected	2
VOTER VERIFIED SIGNATURE	Counted	4

**Precinct: 073: 6**

COULD NOT CONFIRM SIGNATURE	Rejected	1
NO AFFIDAVIT	Rejected	2
VOTER VERIFIED SIGNATURE	Counted	1

**Precinct: 075: 4**

VOTER VERIFIED SIGNATURE	Counted	3
--------------------------	---------	---

**Precinct: 078: 3**

COULD NOT CONFIRM SIGNATURE	Rejected	1
VOTER VERIFIED SIGNATURE	Counted	5

**Precinct: 080: 6**

NO BALLOT	Rejected	1
NOT ELIGIBLE FOR ELECTION	Rejected	1
VOTER VERIFIED SIGNATURE	Counted	5

**Precinct: 082: 7**

COULD NOT CONFIRM SIGNATURE	Rejected	2
NO BALLOT	Rejected	2
Reassigned	Counted	1
SUPERVISOR VALIDATED SIGNATURE	Counted	1
VOTER VERIFIED SIGNATURE	Counted	2

**Precinct: 083: 8**

COULD NOT CONFIRM SIGNATURE	Rejected	1
NO AFFIDAVIT	Rejected	3
NO SIGNATURE	Rejected	1
SUPERVISOR VALIDATED SIGNATURE	Counted	2
VOTER VERIFIED SIGNATURE	Counted	4

**Precinct: 086: 11**

COULD NOT CONFIRM SIGNATURE	Rejected	3
NO AFFIDAVIT	Rejected	2

# 2023 CONSOLIDATED ELECTIONS

## Problem Ballot Outcome Totals (By Precinct)

SUPERVISOR VALIDATED SIGNATURE	Counted	1
VOTER VERIFIED SIGNATURE	Counted	6

**Precinct: 089: 12**

NO AFFIDAVIT	Rejected	1
VOTER VERIFIED SIGNATURE	Counted	2

**Precinct: 090: 3**

VOTER VERIFIED SIGNATURE	Counted	3
--------------------------	---------	---

**Precinct: 091: 3**

BALLOT DAMAGED	Rejected	1
NO AFFIDAVIT	Rejected	1
NO BALLOT	Rejected	1
Reassigned	Counted	1
VOTER VERIFIED SIGNATURE	Counted	6

**Precinct: 092: 10**

NO AFFIDAVIT	Rejected	1
NO SIGNATURE	Rejected	2
NOT ELIGIBLE FOR ELECTION	Rejected	1
VOTER VERIFIED SIGNATURE	Counted	3

**Precinct: 093: 7**

COULD NOT CONFIRM SIGNATURE	Rejected	3
NO AFFIDAVIT	Rejected	1
NO SIGNATURE	Rejected	1
VOTER VERIFIED SIGNATURE	Counted	3

**Precinct: 094: 8**

COULD NOT CONFIRM SIGNATURE	Rejected	2
SUPERVISOR VALIDATED SIGNATURE	Counted	1
VOTER VERIFIED SIGNATURE	Counted	1

**Precinct: 095: 4**

# 2023 CONSOLIDATED ELECTIONS

## Problem Ballot Outcome Totals (By Precinct)

VOTER VERIFIED SIGNATURE	Counted	7
--------------------------	---------	---

**Precinct: 096: 7**

COULD NOT CONFIRM SIGNATURE	Rejected	3
NO AFFIDAVIT	Rejected	1
VOTER VERIFIED SIGNATURE	Counted	3

**Precinct: 097: 7**

COULD NOT CONFIRM SIGNATURE	Rejected	1
NO AFFIDAVIT	Rejected	1
SUPERVISOR VALIDATED SIGNATURE	Counted	2
VOTER VERIFIED SIGNATURE	Counted	5

**Precinct: 098: 9**

COULD NOT CONFIRM SIGNATURE	Rejected	1
NO AFFIDAVIT	Rejected	1
VOTER VERIFIED SIGNATURE	Counted	5

**Precinct: 099: 7**

COULD NOT CONFIRM SIGNATURE	Rejected	1
NO AFFIDAVIT	Rejected	1
NO SIGNATURE	Rejected	1
VOTER VERIFIED SIGNATURE	Counted	4

**Precinct: 100: 7**

COULD NOT CONFIRM SIGNATURE	Rejected	1
VOTER VERIFIED SIGNATURE	Counted	2

**Precinct: 101: 3**

NO SIGNATURE	Rejected	1
SUPERVISOR VALIDATED SIGNATURE	Counted	1
VOTER VERIFIED SIGNATURE	Counted	2

**Precinct: 103: 4**



# 2023 CONSOLIDATED ELECTIONS

## Problem Ballot Outcome Totals (By Precinct)

NO BALLOT	Rejected	1
SUPERVISOR VALIDATED SIGNATURE	Counted	1
VOTER VERIFIED SIGNATURE	Counted	4

**Precinct: 105: 6**

COULD NOT CONFIRM SIGNATURE	Rejected	3
NO BALLOT	Rejected	1
NO SIGNATURE	Rejected	2
VOTER VERIFIED SIGNATURE	Counted	1

**Precinct: 106: 7**

NO BALLOT	Rejected	1
NO SIGNATURE	Rejected	1
VOTER VERIFIED SIGNATURE	Counted	2

**Precinct: 107: 4**

COULD NOT CONFIRM SIGNATURE	Rejected	1
NO AFFIDAVIT	Rejected	1
NO SIGNATURE	Rejected	1
VOTER VERIFIED SIGNATURE	Counted	9

**Precinct: 108: 12**

NO AFFIDAVIT	Rejected	1
VOTER VERIFIED SIGNATURE	Counted	1

**Precinct: 110: 2**

COULD NOT CONFIRM SIGNATURE	Rejected	2
NO SIGNATURE	Rejected	1
SIGNED BY POWER OF ATTORNEY	Rejected	1
TXT2CURE	Counted	1
VOTER VERIFIED SIGNATURE	Counted	1

**Precinct: 111: 6**

VOTER VERIFIED SIGNATURE	Counted	5
--------------------------	---------	---

**Precinct: 113: 5**

# 2023 CONSOLIDATED ELECTIONS

## Problem Ballot Outcome Totals (By Precinct)

VOTER VERIFIED SIGNATURE	Counted	1
--------------------------	---------	---

**Precinct: 114: 1**

COULD NOT CONFIRM SIGNATURE	Rejected	3
NO AFFIDAVIT	Rejected	1
SIGNED BY POWER OF ATTORNEY	Rejected	1
SUPERVISOR VALIDATED SIGNATURE	Counted	4
VOTER VERIFIED SIGNATURE	Counted	8

**Precinct: 116: 17**

COULD NOT CONFIRM SIGNATURE	Rejected	3
NO AFFIDAVIT	Rejected	1
VOTER VERIFIED SIGNATURE	Counted	3

**Precinct: 117: 7**

COULD NOT CONFIRM SIGNATURE	Rejected	4
NO AFFIDAVIT	Rejected	1
SUPERVISOR VALIDATED SIGNATURE	Counted	1
VOTER VERIFIED SIGNATURE	Counted	5

**Precinct: 118: 11**

COULD NOT CONFIRM SIGNATURE	Rejected	1
NO AFFIDAVIT	Rejected	1
VOTER VERIFIED SIGNATURE	Counted	6

**Precinct: 119: 8**

COULD NOT CONFIRM SIGNATURE	Rejected	4
VOTER VERIFIED SIGNATURE	Counted	8

**Precinct: 120: 12**

COULD NOT CONFIRM SIGNATURE	Rejected	1
NO AFFIDAVIT	Rejected	1
VOTER VERIFIED SIGNATURE	Counted	1

**Precinct: 121: 3**

# 2023 CONSOLIDATED ELECTIONS

## Problem Ballot Outcome Totals (By Precinct)

COULD NOT CONFIRM SIGNATURE	Rejected	1
VOTER VERIFIED SIGNATURE	Counted	5

**Precinct: 122: 6**

COULD NOT CONFIRM SIGNATURE	Rejected	3
NO AFFIDAVIT	Rejected	4
Reassigned	Counted	1
VOTER VERIFIED SIGNATURE	Counted	9

**Precinct: 123: 17**

NO AFFIDAVIT	Rejected	1
NO BALLOT	Rejected	1
NO SIGNATURE	Rejected	1
VOTER VERIFIED SIGNATURE	Counted	2

**Precinct: 124: 5**

COULD NOT CONFIRM SIGNATURE	Rejected	1
NO SIGNATURE	Rejected	2
OTHER	Rejected	1
SUPERVISOR VALIDATED SIGNATURE	Counted	1
VOTER VERIFIED SIGNATURE	Counted	3

**Precinct: 125: 8**

VOTER VERIFIED SIGNATURE	Counted	4
--------------------------	---------	---

**Precinct: 126: 4**

COULD NOT CONFIRM SIGNATURE	Rejected	4
NO AFFIDAVIT	Rejected	1
NO BALLOT	Rejected	1
VOTER VERIFIED SIGNATURE	Counted	6

**Precinct: 128: 12**

NO SIGNATURE	Rejected	1
VOTER VERIFIED SIGNATURE	Counted	3

**Precinct: 129: 4**

COULD NOT CONFIRM SIGNATURE	Rejected	1
-----------------------------	----------	---

# 2023 CONSOLIDATED ELECTIONS

## Problem Ballot Outcome Totals (By Precinct)

NO AFFIDAVIT	Rejected	1
NO BALLOT	Rejected	1
SUPERVISOR VALIDATED SIGNATURE	Counted	1
VOTER VERIFIED SIGNATURE	Counted	1

**Precinct: 130: 5**

COULD NOT CONFIRM SIGNATURE	Rejected	2
NO AFFIDAVIT	Rejected	1
VOTER VERIFIED SIGNATURE	Counted	5

**Precinct: 131: 8**

SUPERVISOR VALIDATED SIGNATURE	Counted	1
VOTER VERIFIED SIGNATURE	Counted	3

**Precinct: 132: 4**

COULD NOT CONFIRM SIGNATURE	Rejected	2
NO AFFIDAVIT	Rejected	1
VOTER VERIFIED SIGNATURE	Counted	9

**Precinct: 133: 12**

COULD NOT CONFIRM SIGNATURE	Rejected	1
NO BALLOT	Rejected	1
VOTER VERIFIED SIGNATURE	Counted	1

**Precinct: 139: 3**

VOTER VERIFIED SIGNATURE	Counted	2
--------------------------	---------	---

**Precinct: 140: 2**

VOTER VERIFIED SIGNATURE	Counted	1
--------------------------	---------	---

**Precinct: 143: 1**

COULD NOT CONFIRM SIGNATURE	Rejected	1
SUPERVISOR VALIDATED SIGNATURE	Counted	1
VOTER VERIFIED SIGNATURE	Counted	3

**Precinct: 144: 5**

COULD NOT CONFIRM SIGNATURE	Rejected	3
-----------------------------	----------	---

# 2023 CONSOLIDATED ELECTIONS

## Problem Ballot Outcome Totals (By Precinct)

NO AFFIDAVIT	Rejected	1
NO BALLOT	Rejected	1
NO SIGNATURE	Rejected	1
SUPERVISOR VALIDATED SIGNATURE	Counted	1
VOTER VERIFIED SIGNATURE	Counted	4

**Precinct: 147: 11**

VOTER VERIFIED SIGNATURE	Counted	2
--------------------------	---------	---

**Precinct: 150: 2**

NO SIGNATURE	Rejected	1
VOTER VERIFIED SIGNATURE	Counted	1

**Precinct: 151: 2**

COULD NOT CONFIRM SIGNATURE	Rejected	1
VOTER VERIFIED SIGNATURE	Counted	1

**Precinct: 152: 2**

NO AFFIDAVIT	Rejected	1
VOTER VERIFIED SIGNATURE	Counted	4

**Precinct: 153: 5**

COULD NOT CONFIRM SIGNATURE	Rejected	2
Reassigned	Counted	1
VOTER VERIFIED SIGNATURE	Counted	1

**Precinct: 154: 4**

NO SIGNATURE	Rejected	1
VOTER VERIFIED SIGNATURE	Counted	2

**Precinct: 155: 3**

OTHER	Rejected	1
VOTER VERIFIED SIGNATURE	Counted	1

**Precinct: 156: 2**

NO AFFIDAVIT	Rejected	2
SUPERVISOR VALIDATED SIGNATURE	Counted	1

# 2023 CONSOLIDATED ELECTIONS

## Problem Ballot Outcome Totals (By Precinct)

VOTER VERIFIED SIGNATURE	Counted	5
--------------------------	---------	---

**Precinct: 157: 8**

NO AFFIDAVIT	Rejected	1
SIGNED BY POWER OF ATTORNEY	Rejected	1
VOTER VERIFIED SIGNATURE	Counted	7

**Precinct: 159: 9**

NO AFFIDAVIT	Rejected	1
NO SIGNATURE	Rejected	2
SUPERVISOR VALIDATED SIGNATURE	Counted	2
VOTER VERIFIED SIGNATURE	Counted	2

**Precinct: 160: 7**

COULD NOT CONFIRM SIGNATURE	Rejected	3
VOTER VERIFIED SIGNATURE	Counted	2

**Precinct: 164: 5**

COULD NOT CONFIRM SIGNATURE	Rejected	2
NO AFFIDAVIT	Rejected	1
NO SIGNATURE	Rejected	1
SUPERVISOR VALIDATED SIGNATURE	Counted	1
VOTER VERIFIED SIGNATURE	Counted	2

**Precinct: 166: 7**

SUPERVISOR VALIDATED SIGNATURE	Counted	1
VOTER VERIFIED SIGNATURE	Counted	3

**Precinct: 167: 4**

NO BALLOT	Rejected	1
SUPERVISOR VALIDATED SIGNATURE	Counted	1
VOTER VERIFIED SIGNATURE	Counted	3

**Precinct: 170: 5**

# 2023 CONSOLIDATED ELECTIONS

## Problem Ballot Outcome Totals (By Precinct)

COULD NOT CONFIRM SIGNATURE	Rejected	3
OTHER	Rejected	1
VOTER VERIFIED SIGNATURE	Counted	2

**Precinct: 171: 6**

BALLOT DAMAGED	Rejected	1
COULD NOT CONFIRM SIGNATURE	Rejected	4
NO AFFIDAVIT	Rejected	1
NO BALLOT	Rejected	2
SUPERVISOR VALIDATED SIGNATURE	Counted	1
VOTER VERIFIED SIGNATURE	Counted	5

**Precinct: 174: 14**

NO SIGNATURE	Rejected	1
SUPERVISOR VALIDATED SIGNATURE	Counted	1
VOTER VERIFIED SIGNATURE	Counted	4

**Precinct: 176: 6**

COULD NOT CONFIRM SIGNATURE	Rejected	2
NO AFFIDAVIT	Rejected	1
VOTER VERIFIED SIGNATURE	Counted	3

**Precinct: 177: 6**

NO AFFIDAVIT	Rejected	2
NO SIGNATURE	Rejected	2
SUPERVISOR VALIDATED SIGNATURE	Counted	1
VOTER VERIFIED SIGNATURE	Counted	7

**Precinct: 178: 12**

COULD NOT CONFIRM SIGNATURE	Rejected	2
NO AFFIDAVIT	Rejected	1
NO SIGNATURE	Rejected	2
SUPERVISOR VALIDATED SIGNATURE	Counted	1
VOTER VERIFIED SIGNATURE	Counted	6

**Precinct: 180: 12**

COULD NOT CONFIRM SIGNATURE	Rejected	1
-----------------------------	----------	---

# 2023 CONSOLIDATED ELECTIONS

## Problem Ballot Outcome Totals (By Precinct)

NO AFFIDAVIT	Rejected	1
VOTER VERIFIED SIGNATURE	Counted	7

**Precinct: 181: 9**

COULD NOT CONFIRM SIGNATURE	Rejected	3
NO SIGNATURE	Rejected	1
VOTER VERIFIED SIGNATURE	Counted	4

**Precinct: 182: 8**

COULD NOT CONFIRM SIGNATURE	Rejected	2
NO BALLOT	Rejected	1
SIGNED BY POWER OF ATTORNEY	Rejected	1
SUPERVISOR VALIDATED SIGNATURE	Counted	1
VOTER VERIFIED SIGNATURE	Counted	6

**Precinct: 183: 11**

VOTER VERIFIED SIGNATURE	Counted	2
--------------------------	---------	---

**Precinct: 189: 2**

OTHER	Rejected	1
VOTER VERIFIED SIGNATURE	Counted	5

**Precinct: 190: 6**

SIGNED BY POWER OF ATTORNEY	Rejected	1
VOTER VERIFIED SIGNATURE	Counted	4

**Precinct: 192: 5**

COULD NOT CONFIRM SIGNATURE	Rejected	1
NO AFFIDAVIT	Rejected	1
VOTER VERIFIED SIGNATURE	Counted	2

**Precinct: 197: 4**

VOTER VERIFIED SIGNATURE	Counted	1
--------------------------	---------	---

**Precinct: 199: 1**

COULD NOT CONFIRM SIGNATURE	Rejected	2
VOTER VERIFIED SIGNATURE	Counted	1



# 2023 CONSOLIDATED ELECTIONS

## Problem Ballot Outcome Totals (By Precinct)

Precinct: 203: 3

OTHER	Rejected	1
VOTER VERIFIED SIGNATURE	Counted	2

Precinct: 204: 3

NO AFFIDAVIT	Rejected	2
--------------	----------	---

Precinct: 206: 2

COULD NOT CONFIRM SIGNATURE	Rejected	1
NO BALLOT	Rejected	1
VOTER VERIFIED SIGNATURE	Counted	2

Precinct: 208: 4

VOTER VERIFIED SIGNATURE	Counted	1
--------------------------	---------	---

Precinct: 210: 1

COULD NOT CONFIRM SIGNATURE	Rejected	1
NO AFFIDAVIT	Rejected	1
NO SIGNATURE	Rejected	1
VOTER VERIFIED SIGNATURE	Counted	4

Precinct: 214: 7

NO SIGNATURE	Rejected	1
OTHER	Rejected	1
VOTER VERIFIED SIGNATURE	Counted	6

Precinct: 217: 8

COULD NOT CONFIRM SIGNATURE	Rejected	6
NO AFFIDAVIT	Rejected	1
SUPERVISOR VALIDATED SIGNATURE	Counted	2
VOTER VERIFIED SIGNATURE	Counted	13

Precinct: 218: 22

COULD NOT CONFIRM SIGNATURE	Rejected	1
NO SIGNATURE	Rejected	1

# 2023 CONSOLIDATED ELECTIONS

## Problem Ballot Outcome Totals (By Precinct)

VOTER VERIFIED SIGNATURE	Counted	5
--------------------------	---------	---

**Precinct: 219: 7**

COULD NOT CONFIRM SIGNATURE	Rejected	1
NO AFFIDAVIT	Rejected	1
NO SIGNATURE	Rejected	2
Reassigned	Counted	1
VOTER VERIFIED SIGNATURE	Counted	4

**Precinct: 220: 9**

COULD NOT CONFIRM SIGNATURE	Rejected	2
NO AFFIDAVIT	Rejected	2
NOT ELIGIBLE FOR ELECTION	Rejected	3
VOTER VERIFIED SIGNATURE	Counted	10

**Precinct: 224: 17**

COULD NOT CONFIRM SIGNATURE	Rejected	1
NO BALLOT	Rejected	1
VOTER VERIFIED SIGNATURE	Counted	2

**Precinct: 225: 4**

COULD NOT CONFIRM SIGNATURE	Rejected	5
NO AFFIDAVIT	Rejected	3
SUPERVISOR VALIDATED SIGNATURE	Counted	1
VOTER VERIFIED SIGNATURE	Counted	15

**Precinct: 227: 24**

NO AFFIDAVIT	Rejected	1
VOTER VERIFIED SIGNATURE	Counted	1

**Precinct: 228: 2**

SUPERVISOR VALIDATED SIGNATURE	Counted	1
--------------------------------	---------	---

**Precinct: 230: 1**

COULD NOT CONFIRM SIGNATURE	Rejected	4
-----------------------------	----------	---

# 2023 CONSOLIDATED ELECTIONS

## Problem Ballot Outcome Totals (By Precinct)

NO AFFIDAVIT	Rejected	1
NO BALLOT	Rejected	1
SUPERVISOR VALIDATED SIGNATURE	Counted	1
VOTER VERIFIED SIGNATURE	Counted	5

**Precinct: 231: 12**

COULD NOT CONFIRM SIGNATURE	Rejected	6
NO AFFIDAVIT	Rejected	3
VOTER VERIFIED SIGNATURE	Counted	4

**Precinct: 232: 13**

COULD NOT CONFIRM SIGNATURE	Rejected	1
NO AFFIDAVIT	Rejected	2
NO SIGNATURE	Rejected	1
Reassigned	Counted	1
VOTER VERIFIED SIGNATURE	Counted	3

**Precinct: 233: 8**

COULD NOT CONFIRM SIGNATURE	Rejected	1
NO AFFIDAVIT	Rejected	2
NO SIGNATURE	Rejected	1
VOTER VERIFIED SIGNATURE	Counted	2

**Precinct: 234: 6**

COULD NOT CONFIRM SIGNATURE	Rejected	2
NO AFFIDAVIT	Rejected	1
NO BALLOT	Rejected	1
NO SIGNATURE	Rejected	1
VOTER VERIFIED SIGNATURE	Counted	1

**Precinct: 235: 6**

VOTER VERIFIED SIGNATURE	Counted	2
--------------------------	---------	---

**Precinct: 236: 2**

NO AFFIDAVIT	Rejected	3
VOTER VERIFIED SIGNATURE	Counted	3

# 2023 CONSOLIDATED ELECTIONS

## Problem Ballot Outcome Totals (By Precinct)

**Precinct: 241: 6**

COULD NOT CONFIRM SIGNATURE	Rejected	2
NO AFFIDAVIT	Rejected	2
NO SIGNATURE	Rejected	1
VOTER VERIFIED SIGNATURE	Counted	1

**Precinct: 245: 6**

COULD NOT CONFIRM SIGNATURE	Rejected	2
NO AFFIDAVIT	Rejected	1
NO BALLOT	Rejected	1
VOTER VERIFIED SIGNATURE	Counted	8

**Precinct: 246: 12**

COULD NOT CONFIRM SIGNATURE	Rejected	1
VOTER VERIFIED SIGNATURE	Counted	1

**Precinct: 248: 2**

VOTER VERIFIED SIGNATURE	Counted	2
--------------------------	---------	---

**Precinct: 254: 2**

COULD NOT CONFIRM SIGNATURE	Rejected	1
NOT ELIGIBLE FOR ELECTION	Rejected	1
VOTER VERIFIED SIGNATURE	Counted	5

**Precinct: 262: 7**

VOTER VERIFIED SIGNATURE	Counted	1
--------------------------	---------	---

**Precinct: 265: 1**

COULD NOT CONFIRM SIGNATURE	Rejected	1
VOTER VERIFIED SIGNATURE	Counted	3

**Precinct: 272: 4**

NO AFFIDAVIT	Rejected	1
--------------	----------	---

**Precinct: 274: 1**

# 2023 CONSOLIDATED ELECTIONS

## Problem Ballot Outcome Totals (By Precinct)

COULD NOT CONFIRM SIGNATURE	Rejected	1
VOTER VERIFIED SIGNATURE	Counted	3

**Precinct: 275: 4**

**Total: 1041**

## VAIL INCORPORATION ELECTION

### Early Ballots Processed

Total Early Ballots Sent	11,179
Total Early Ballots Returned*	6,692
Early Ballots Rejected - Returned and did not vote Replacement Ballot	27
Early Ballots Signature Verified	6,675
<b>FINAL TOTAL Ballots Turned Over to Elections</b>	<b>6,675</b>
Ballots Redlined before Tabulation**	0

### Vail Incorporation PROVISIONAL BALLOTS PROCESSED

Total Ballots Issued	36
Ballots Unverified	27
Ballots Verified	9
Ballots Rejected by Elections	0
Verified – No Ballot in Envelope	0
<b>Ballots Counted by Elections</b>	<b>9</b>

**\*Total Ballots Rejected:** Refers to the total number of voted ballots returned that were rejected for one of the reasons listed below. Includes numbers for individuals who both voted a replacement ballot that ultimately counted and individuals who did not vote a replacement.

**\*\*Redline:** The Early Election Board rejected the Ballot Affidavit for containing something other than a 2023 Vail Incorporation Election ballot and were removed from the turnover receipt. Voters were informed by the Recorder's Office.

# 2023 VAIL INCORPORATION ELECTION

## Ballot Curing Outcome Totals

<b>Counted Reason</b>	<b>Total</b>
SUPERVISOR VALIDATED SIGNATURE	3
VOTER VERIFIED SIGNATURE	84
Counted Total	87
<b>Rejected Reason</b>	<b>Total</b>
COULD NOT CONFIRM SIGNATURE	15
NO AFFIDAVIT	3
NO BALLOT	2
NO SIGNATURE	3
NOT ELIGIBLE FOR ELECTION	1
OTHER	2
VOTED TWICE	1
Rejected Total	27

# 2023 VAIL INCORPORATION ELECTION

## Problem Ballot Outcome Totals (By Precinct)

Reason	Outcome	Total
COULD NOT CONFIRM SIGNATURE	Rejected	1
NO AFFIDAVIT	Rejected	1
SUPERVISOR VALIDATED SIGNATURE	Counted	1
VOTER VERIFIED SIGNATURE	Counted	21

**Precinct: 011: 24**

COULD NOT CONFIRM SIGNATURE	Rejected	8
NO AFFIDAVIT	Rejected	2
NO BALLOT	Rejected	1
NOT ELIGIBLE FOR ELECTION	Rejected	1
SUPERVISOR VALIDATED SIGNATURE	Counted	1
VOTED TWICE	Rejected	1
VOTER VERIFIED SIGNATURE	Counted	26

**Precinct: 109: 40**

COULD NOT CONFIRM SIGNATURE	Rejected	2
NO BALLOT	Rejected	1
VOTER VERIFIED SIGNATURE	Counted	14

**Precinct: 195: 17**

COULD NOT CONFIRM SIGNATURE	Rejected	1
NO SIGNATURE	Rejected	2
OTHER	Rejected	2
SUPERVISOR VALIDATED SIGNATURE	Counted	1
VOTER VERIFIED SIGNATURE	Counted	17

**Precinct: 198: 23**

COULD NOT CONFIRM SIGNATURE	Rejected	1
VOTER VERIFIED SIGNATURE	Counted	2

**Precinct: 221: 3**

COULD NOT CONFIRM SIGNATURE	Rejected	2
NO SIGNATURE	Rejected	1



# 2023 VAIL INCORPORATION ELECTION

## Problem Ballot Outcome Totals (By Precinct)

VOTER VERIFIED SIGNATURE	Counted	4
--------------------------	---------	---

Precinct: 224: 7

**Total: 114**



Ballots Processed Report  
Consolidated Election  
November 7, 2023

Early Ballots Processed
124, 496 Ballots Processed
124, 496 Ballots Counted
0 Rejected

Provisional Ballots Processed
0 Ballots Received
0 Verified
0 Ballots Counted
0 Ballots Unverified and Uncounted
0 Rejected
0 Verified with no ballot in Provisional Envelope

Conditional Provisional Ballots Processed
0 Ballots Received
0 Ballots Verified and Counted
0 Ballots Unverified and Uncounted
0 Rejected
0 Verified with no ballot in Provisional Envelope

\* Elections Department Data Only



Ballots Processed Report  
Vail Incorporation Election  
November 7, 2023

Early Ballots Processed
6, 675 Ballots Processed
6, 675 Ballots Counted
0 Rejected

Provisional Ballots Processed
36 Ballots Received
9 Verified
9 Ballots Counted
27 Ballots Unverified and Uncounted
0 Rejected
0 Verified with no ballot in Provisional Envelope

Conditional Provisional Ballots Processed
0 Ballots Received
0 Ballots Verified and Counted
0 Ballots Unverified and Uncounted
0 Rejected
0 Verified with no ballot in Provisional Envelope

\* Elections Department Data Only



Ballot Adjudication Report  
November 7, 2023 Elections

Adjudications Information	Totals
Total Adjudicated	620
Approved with No Changes	247
Approved with Changes	373
<b>Ballot Exceptions</b>	
Blank Ballot	62
Blank Ballot, Unclear Mark	10
Unclear Mark	191
Unclear Mark, Overvote	2
Overvote	355

Adjudications Totals	Consolidated Election	Vail Incorporation Election
Total Adjudicated	609	11
Approved with No Changes	245	2
Approved with Changes	364	9
<b>Ballot Exceptions</b>		
Blank Ballot	59	3
Blank Ballot, Unclear Mark	8	2
Unclear Mark	191	0
Unclear Mark, Overvote	2	0
Overvote	349	6

\* Elections Department Data Only



Ballot Duplication Report  
November 7, 2023 Elections

Duplication Information	Totals
Total Duplicated	636
<b>Ballot Exceptions</b>	
Military/Faxed	189
Timing Mark	105
Torn/Damaged	237
Non-standard Markings	104
Braille	1

Duplication Totals	Consolidated Election	Vail Incorporation Election
Total Duplicated	614	22
<b>Ballot Exceptions</b>		
Military/Faxed	187	2
Timing Mark	98	7
Torn/Damaged	230	7
Non-standard Markings	98	6
Braille	1	0

\* Elections Department Data Only

# Certification Information



September 26, 2023

The Honorable Adrian Fontes  
Secretary of State  
State Capitol – West Wing  
1700 W. Washington St.  
Phoenix, AZ 85007

Dear Secretary Fontes:

Pursuant to A.R.S. § 16-445, the Pima County Department of Elections, on behalf of the jurisdictions listed below, is filing a backup of the EVS Software and Database that is going to be used on the November 7, 2023 Consolidated Election:

- City of Tucson
- Tucson Unified School District No. 1
- Flowing Wells Unified School District No. 8
- Sunnyside Unified School District No. 12
- Sahuarita Unified School District No. 30
- Altar Valley School District No. 51
- Pima County – Vail Incorporation

If you have any questions, feel free to contact me at (520) 724-6830.

Sincerely,

A handwritten signature in black ink, appearing to read "Constance Hargrove". The signature is fluid and cursive, with a long horizontal stroke extending to the right.

Constance Hargrove, Director  
Pima County Department of Elections

## ADDITIONAL REPORTING FORMS

### Equipment, Software, Firmware, and Hash Code Certification Statement

I, Constance Hargrove certify by affixing my signature to this document that all election equipment and firmware, as well as all election management system software to be used in the Consolidated Election to be held on November 7, 2023 IN Pima County has been certified for use by the Arizona Secretary of State and that I have compared the hash code on file with the National Institute of Science and Technology (NIST) or the Arizona Secretary of State's Office to the hash code of the election management system software to be used in this election and certify that the numbers are identical. The following is a list of the equipment, firmware, and election management system software to be used in the aforementioned election:

#### **VOTING UNITS**


Manufacturer	Model	Firmware Version
Election Systems & Software	ExpressVote Version 1.0	4.2.1.0
Election Systems & Software	ExpressVote Version 2.0	4.2.1.0

#### **CENTRAL COUNT UNITS**

Manufacturer	Model	Firmware Version
Election Systems & Software	DS850 Version 1.0	4.2.0.0

#### **ELECTION MANAGEMENT SOFTWARE**

Manufacturer	Product Name	Version
Election Systems & Software	ElectionWare	EVS 6.3.0.0.

  
 \_\_\_\_\_  
 Officer in Charge of Elections Signature

10/6/2023  
 \_\_\_\_\_  
 Date





# CERTIFICATION BY THE PIMA COUNTY ACCURACY CERTIFICATION BOARD

We, the undersigned members of the Accuracy Certification Board, having been duly appointed for the November 7, 2023 Consolidated General Election held in the County of Pima, State of Arizona, on the 6th day of October, 2023 at 10:00 AM verify the Logic and Accuracy Test ballots as required by A.R.S. § 16-449 for use on the accessible voting devices and systems, adopted pursuant to the Secretary of State's Procedures Manual, do hereby certify to the Secretary of State:

1. THAT the pre-audited group of ballots, prepared pursuant to A.R.S. § 16-449, have been used to ascertain that the equipment and programs, being used in this election, correctly counted the votes cast for all offices and measures;
2. THAT the pre-vote counting test results have been compared with the predetermined correct totals for each office and ballot measure;
3. THAT the cause of any discrepancy was found and corrected; and
4. THAT the Logic and Accuracy Test programs, the Logic and Accuracy test ballots, and the Logic and Accuracy test printed output which were certified as correct by the Accuracy Certification Board were delivered into the custody of the Elections Director or the Office of the Secretary of State.


**We declare under penalty of perjury under the laws of the State of Arizona that the foregoing is true and correct.**

 10/6/23  
Member's Signature Date

 10/6/23  
Member's Signature Date

 \_\_\_\_\_  
Member's Signature Date

 10-6-2023  
Member's Signature Date

 10/6/2023  
Member's Signature Date

 10/6/2023  
Member's Signature Date

POLITICAL PARTY TEST  
CERTIFICATION FORM


ELECTION LOGIC AND ACCURACY TEST


We the undersigned do hereby certify that a Test was held for the

November 7, 2023 Consolidated General Election  
on the

4<sup>th</sup> day of October, 2023 at 3:15 p.m.  
(day) (Month) (Year) (Time)

and that the EMS System's precinct and  
summary report match the printouts and the pre-audit reports.

  
Member's Signature

  
Member's Signature

  
Member's Signature

  
Member's Signature

# CERTIFICATION BY THE PIMA COUNTY ACCURACY CERTIFICATION BOARD

We, the undersigned members of the Accuracy Certification Board, having been duly appointed for the November 7, 2023 Consolidated General Election held in the County of Pima, State of Arizona, on the 14th day of November, 2023 at 6:45 pm verify the POST Logic and Accuracy Test ballots as required by A.R.S. § 16-449 for use on the central count systems, adopted pursuant to the Secretary of State's Procedures Manual, do hereby certify to the Secretary of State:

1. THAT the pre-audited group of ballots, prepared pursuant to A.R.S. § 16-449, have been used to ascertain that the equipment and programs, being used in this election, correctly counted the votes cast for all offices and measures;
2. THAT the pre-vote counting test results have been compared with the predetermined correct totals for each office and ballot measure;
3. THAT the cause of any discrepancy was found and corrected; and
4. THAT the Logic and Accuracy Test programs, the Logic and Accuracy test ballots, and the Logic and Accuracy test printed output which were certified as correct by the Accuracy Certification Board were delivered into the custody of the Elections Director or the Office of the Secretary of State.

We declare under penalty of perjury under the laws of the State of Arizona that the foregoing is true and correct.

Barbara Tellman 11-14-23  
Member's Signature Date

[Signature] 11/14/23  
Member's Signature Date

Cynthia Coleman 11-14-23  
Member's Signature Date

[Signature] 11-14-23  
Member's Signature Date

\_\_\_\_\_  
Member's Signature Date

\_\_\_\_\_  
Member's Signature Date

Early Voting,  
Ballot Replacement,  
and Vote Center  
Locations

## 2023 General Consolidated City/School District and Vail Elections

Replacement Ballot, Early Ballot Drop-Off & Emergency Voting Locations

*All sites that can issue early ballots, will be able to issue ballots for both Elections*

10/11/23 to 11/7/23 - Early Voting, Ballot Replacement/Drop-Off/Emergency Voting		
Location Address	Dates / Times	ELECTION DAY
<b>Pima County Recorder's Office - Downtown</b> 240 North Stone Avenue	10/11/2023 to 11/6/2023 8 am - 5 pm, Monday - Friday <b>Emergency Voting: 11/4 9 am - 3 pm &amp; 11/6 8 am - 5 pm</b>	<b>Tuesday, 11/7/2023</b> Election Day 6 am - 7 am
<b>Pima County Recorder's Office - Ballot Processing Center</b> 6550 South Country Club Road	10/11/2023 to 11/6/2023 8 am - 5 pm, Monday - Friday <b>Emergency Voting: 11/4 9 am - 3 pm &amp; 11/6 8 am - 5 pm</b>	<b>Tuesday, 11/7/2023</b> Election Day 6 am - 7 am
<b>Tucson City Clerk Elections Center</b> 800 East 12th Street	10/11/2023 to 11/6/2023 8 am - 5 pm, Monday - Friday <b>Emergency Voting: 11/4 9 am - 3 pm &amp; 11/6 8 am - 5 pm</b>	<b>Tuesday, 11/7/2023</b> Election Day 6 am - 7 am
<b>Fellowship Bible Church</b> 6700 East Broadway Boulevard	10/11/2023 to 11/6/2023 8 am - 5 pm, Monday - Friday <b>Emergency Voting: 11/4 9 am - 3 pm &amp; 11/6 8 am - 5 pm</b>	<b>Tuesday, 11/7/2023</b> Election Day 6 am - 7 am

10/30/23 to 11/3/23 - Early Voting, Ballot Replacement/Drop-Off/Emergency Voting		
Vail Location	Dates / Times	ELECTION DAY
<b>W. Anne Gibson-Esmond Station Library</b> 10931 East Mary Ann Cleveland Way	10/30/2023 - 11/3/2023 9 am - 5 pm, Monday - Friday <b>Emergency Voting: 11/4 9 am - 3 pm &amp; 11/6 9 am - 5 pm</b>	<b>Visit Pima.gov/Elections</b> for Vote Center Locations for the Vail Incorporation Election

10/11/23 to 11/7/23 - BALLOT DROP-OFF ONLY		
Location Address	Dates / Times	ELECTION DAY
<b>Pima County Recorder's Office - Eastside</b> 6920 East Broadway Boulevard	10/11/2023 - 11/6/2023 8 am - 5 pm, Monday - Friday	<b>Tuesday, 11/7/2023</b> Election Day 6 am - 7 am

ELECTION DAY ONLY - NOVEMBER 7, 2023 - Ballot Replacement & Drop-Off Location	
Location Address	Dates / Times
<b>Tucson City Housing &amp; Community Development</b> 310 North Commerce Park Loop	<b>Tuesday, 11/7/2023, 6 am - 7 pm</b>
<b>Morris K. Udall Regional Center</b> 7200 East Tanque Verde Road	<b>Election Day 6 am - 7 am</b> <b>Tuesday, 11/7/2023, 6 am - 7 pm</b>
<b>Donna R. Liggins Recreation Center</b> 2160 North Sixth Avenue	<b>Tuesday, 11/7/2023, 6 am - 7 pm</b>
<b>El Pueblo Senior Center</b> 101 West Irvington Road	<b>Tuesday, 11/7/2023, 6 am - 7 pm</b>
<b>Tucson City Parks &amp; Rec Admin - Randolph Park</b> 900 S. Randolph Way	<b>Tuesday, 11/7/2023, 6 am - 7 pm</b>
<b>William Clements Recreation Center</b> 8155 East Poinciana Drive	<b>Tuesday, 11/7/2023, 6 am - 7 pm</b>
<b>Tully Elementary Magnet School</b> 1701 West El Rio Drive	<b>Tuesday, 11/7/2023, 6 am - 7 pm</b>
<b>Pistor Middle School</b> 5455 South Cardinal Avenue	<b>Tuesday, 11/7/2023, 6 am - 7 pm</b>
<b>Flowing Wells School District Administration</b> 1556 West Prince Road	<b>Tuesday, 11/7/2023, 6 am - 7 pm</b>
<b>Sahuarita School District Administration</b> 350 West Sahuarita Road	<b>Tuesday, 11/7/2023, 6 am - 7 pm</b>
<b>Altar Valley School District Administration</b> 10105 South Sasabe Road	<b>Tuesday, 11/7/2023, 6 am - 7 pm</b>

### Vail Incorporation Election

Voting, Ballot Replacement/Drop-Off Voting Centers

ELECTION DAY ONLY - NOVEMBER 7, 2023 - Voting, Ballot Replacement/Drop-Off	
Location Address	Dates / Times
<b>Cienega High School</b> 12775 E Mary Ann Cleveland Way, Vail	<b>Tuesday, 11/7/2023, 6 am - 7 pm</b>
<b>Copper Ridge Elementary School</b> 17650 S Canyon Edge Trail, Vail	<b>Tuesday, 11/7/2023, 6 am - 7 pm</b>
<b>Sycamore Elementary School</b> 16701 S. Houghton Road, Vail	<b>Tuesday, 11/7/2023, 6 am - 7 pm</b>

**Vote Center Locations Used for the  
Vail Incorporation Consolidated Election 2023**

<b>vc</b>	<b>Locations</b>	<b>Address</b>
114	VUSD - Cienega High School	12775 E Mary Ann Cleveland Way
115	VUSD - Copper Ridge Elementary School	17650 S Canyon Edge Trail
118	VUSD - Sycamore Elementary School	16701 S Houghton Road



**Vote Center Accessibility Report  
Vail Incorporation Election  
November 7, 2023**

<b>Vote Center</b>	<b>Facility Name</b>	<b>Address</b>	<b>City</b>	<b>Zip</b>	<b>Accessibility Code</b>	<b>Notes</b>	<b># of Ballots Cast</b>
114	VUSD - Cienega High School	12775 E Mary Ann Cleveland Way	VAIL	85641	Fully Accessible Under ADA	N/A	1,061
115	VUSD - Copper Ridge Elementary School	17650 S Canyon Edge Trail	VAIL	85641	Fully Accessible Under ADA	N/A	7
118	VUSD - Sycamore Elementary School	16701 S Houghton Road	VAIL	85641	Fully Accessible Under ADA	N/A	154

# Write-In Information

There are no official  
write-ins for this election.



# Proposition Text

Consolidated Election  
November 7, 2023

# PROPOSITION 400

## ALTAR VALLEY ELEMENTARY SCHOOL DISTRICT NO. 51 NOVEMBER 7, 2023

### 10% MAINTENANCE AND OPERATION BUDGET OVERRIDE

#### SAMPLE BALLOT

Shall the Governing Board of Altar Valley Elementary School District No. 51 of Pima County, Arizona (the “*District*”), adopt a General Maintenance and Operation Budget that includes an amount that exceeds the revenue control limit specified by statute by 10% for fiscal year 2024/2025 and for six subsequent years as described below? The fiscal year 2024/2025 budget override authority represents an extension of the existing budget override authority which is scheduled to phase down by one-third for fiscal year 2025/2026, by another one-third for fiscal year 2026/2027, and will terminate for fiscal year 2027/2028 if the voters do not approve the override.

The amount of the proposed continuation of the budget increase of the proposed budget over the alternate budget for fiscal year 2024/2025 is estimated to be \$-0-. In fiscal years 2024/2025 through 2028/2029 the amount of the proposed increase will be 10% of the District’s revenue control limit in each of such years, as provided in Section 15-481(P) of the Arizona Revised Statutes. In fiscal years 2029/2030 and 2030/2031, the amount of the proposed increase will be 6.67% and 3.33%, respectively, of the District’s revenue control limit in each of such years, as provided in Section 15-481(P) of the Arizona Revised Statutes.

Any budget increase continuation authorized by this election shall be entirely funded by a levy of taxes on the taxable property in this school district for the year for which adopted and for six (6) subsequent years, shall not be realized from monies furnished by the state and shall not be subject to the limitation on taxes specified in Article IX, Section 18, Constitution of Arizona. Based on the current net assessed valuation used for secondary property tax purposes, to fund the proposed continuation of the increase in the school district’s budget would require an estimated continuation of a tax rate of \$0.88 per one hundred dollars of assessed valuation used for secondary property tax purposes and is in addition to the school district’s tax rate that will be levied to fund the school district’s revenue control limit allowed by law.

BUDGET OVERRIDE CONTINUATION, YES	<input type="checkbox"/>
BUDGET OVERRIDE CONTINUATION, NO	<input type="checkbox"/>

**[At the discretion of the County elections department, the question set forth above may be presented on the actual ballot in summary form, reading substantially as follows:]**

A “yes” vote shall authorize the Altar Valley Elementary School District Governing Board to continue the existing maintenance and operation budget override authority and resulting tax, which includes an amount that exceeds the District’s revenue control limit.

A “no” vote shall not authorize the Altar Valley Elementary School District Governing Board to extend the existing maintenance and operation budget override authority and resulting tax

# PROPOSICIÓN 400

## DISTRITO ESCOLAR DE ENSEÑANZA PRIMARIA NÚM. 51 DE ALTAR VALLEY 7 DE NOVIEMBRE DE 2023

### 10% DE AUMENTO AL PRESUPUESTO DE MANTENIMIENTO Y OPERACIONES

#### BOLETA DE MUESTRA

¿Debe la Junta Directiva del Distrito Escolar de Enseñanza Primaria Núm. 51 de Altar Valley del Condado de Pima, Arizona (el “*Distrito*”), adoptar un Presupuesto General de Mantenimiento y Operaciones que incluye un importe que excede el límite de control de ingresos especificado por estatuto en un 10% para el año fiscal 2024/2025 y por los seis años subsiguientes, como se describe a continuación? La autorización de aumento al presupuesto del año fiscal 2024/2025 representa una extensión de la existente autorización de aumento al presupuesto, que está programado para ser reducido gradualmente en un tercio en el año fiscal 2025/2026, en otro tercio en el año fiscal 2026/2027 y terminar el año fiscal 2027/2028 si los electores no aprueban el aumento.

El monto de la continuación propuesta de aumento al presupuesto del presupuesto propuesto por sobre el presupuesto alterno para el año fiscal 2024/2025 se estima que será de \$-0-. En los años fiscales 2024/2025 al 2028/2029 el importe del aumento propuesto será 10% del límite de control de ingresos del Distrito en cada uno de esos años, como está dispuesto en la sección 15-481(P) de los Estatutos Revisados de Arizona. En los años fiscales 2029/2030 y 2030/2031 el importe del aumento propuesto será de 6.67% y 3.33% respectivamente, del límite de control de ingresos del Distrito en cada uno de esos años, como está dispuesto en la sección 15-481(P) de los Estatutos Revisados de Arizona.

Cualquier continuación del aumento al presupuesto autorizado por esta elección será totalmente financiado por una imposición de impuestos sobre la propiedad gravada de este distrito escolar en el año en que se adopta y por los seis (6) años subsiguientes, no será realizado con dinero proporcionado por el estado, y no estará sujeto a las limitaciones de impuestos especificadas en la sección 18 del artículo IX de la Constitución de Arizona. Con base en la actual valoración tasada neta que se utiliza para propósitos de impuestos secundarios sobre la propiedad, para financiar la continuación propuesta del aumento en el presupuesto del distrito escolar se requerirá una continuación estimada de una tasa de impuesto de \$0.88 por cada cien dólares de la valoración tasada que se utiliza para propósitos de impuestos secundarios sobre la propiedad y es en adición a la tasa de impuestos del distrito escolar que será impuesta para financiar el límite del control de ingresos del distrito escolar permitido por la ley.

CONTINUACIÓN DEL AUMENTO AL PRESUPUESTO, SÍ	<input type="checkbox"/>
CONTINUACIÓN DEL AUMENTO AL PRESUPUESTO, NO	<input type="checkbox"/>

**[A discreción del departamento de elecciones del Condado, la pregunta antes mencionada puede ser presentada en la boleta electoral en forma abreviada, y se leerá sustancialmente como sigue:]**

Un voto “sí” autorizará a la Junta Directiva del Distrito Escolar de Enseñanza Primaria de Altar Valley a que continúe la autorización existente de aumento al presupuesto de mantenimiento y operación y el impuesto resultante, que incluye un monto que excede el límite de control de ingresos del Distrito.

Un voto “no” no autorizará a la Junta Directiva del Distrito Escolar de Enseñanza Primaria de Altar Valley a que extienda la autorización existente de aumento al presupuesto de mantenimiento y operación y el impuesto resultante.

# PROPOSITION 401

## SAHUARITA UNIFIED SCHOOL DISTRICT NO. 30 NOVEMBER 7, 2023

### SPECIAL BOND ELECTION

#### SAMPLE BALLOT

Shall Sahuarita Unified School District No. 30 of Pima County, Arizona (the “*District*”), be allowed to issue and sell general obligation bonds in the principal amount of not to exceed \$50,000,000 to provide money for the following purposes:

- Constructing school buildings;
- Renovating school buildings;
- Purchasing pupil transportation vehicles;
- Acquiring by purchase or lease school lots;
- Improving school grounds, including adjacent ways thereto;
- Supplying school buildings with furniture, equipment and technology;
- Liquidating indebtedness incurred for the purposes set forth herein;
- Providing all utilities and other capital items necessary for the construction and renovation of school buildings and for improving school grounds;
- Paying all architectural, design, engineering, project and construction management and other costs incurred in connection with the purposes set forth above; and
- Paying all legal, financial and other costs in connection with issuance of the bonds?

The bonds will bear interest at rates not exceeding 12% per year. Interest may be evidenced by separate certificates and will be paid on January 1 and July 1 each year until the bonds mature. The bonds, and any bonds issued to refund the District’s bonds, may be sold at prices that include premiums not greater than permitted by law. The bonds may be refunded by the issuance of refunding bonds of a weighted average maturity of less than 75% of the weighted average maturity of the bonds being refunded. Bonds will be in the denominations of \$5,000 each or in multiples of \$5,000 and will mature on the first day of January and/or July in years determined by the District’s governing board. The bonds shall mature over a period of not (i) less than one (1) year (or a portion thereof) or (ii) more than twenty (20) years from the date of their issuance. The issuance of these bonds will result in a property tax increase sufficient to pay the annual debt service on bonds.

The capital improvements that are proposed to be funded through this bond issuance are to exceed the State standards and are in addition to monies provided by the State. Sahuarita Unified School District is proposing to issue Class B general obligation bonds totaling \$50,000,000 to fund capital improvements over and above those funded by the State. Under the Students FIRST capital funding system, Sahuarita Unified School District is entitled to State monies for new construction and renovation of school buildings in accordance with State law.

A “YES” VOTE SHALL AUTHORIZE THE SAHUARITA UNIFIED SCHOOL DISTRICT NO. 30 OF PIMA COUNTY, ARIZONA GOVERNING BODY TO ISSUE AND SELL \$50,000,000 OF SCHOOL IMPROVEMENT BONDS OF THE DISTRICT TO BE REPAID WITH SECONDARY PROPERTY TAXES.

A “NO” VOTE SHALL NOT AUTHORIZE THE SAHUARITA UNIFIED SCHOOL DISTRICT NO. 30 OF PIMA COUNTY, ARIZONA GOVERNING BODY TO ISSUE AND SELL SUCH BONDS OF THE DISTRICT.

BOND APPROVAL, YES	<input type="checkbox"/>
BOND APPROVAL, NO	<input type="checkbox"/>

**[At the discretion of the County elections department, the question set forth above may be presented on the actual ballot in summary form, reading substantially as follows:]**

A “yes” vote shall authorize the Sahuarita Unified School District Governing Board to issue and sell \$50,000,000 of school improvement bonds of the District to be repaid with secondary property taxes.

A “no” vote shall not authorize the Sahuarita Unified School District Governing Board to issue and sell such bonds of the District.

# PROPOSICIÓN 401

## DISTRITO ESCOLAR UNIFICADO NO. 30 DE SAHUARITA 7 DE NOVIEMBRE DE 2023

### ELECCIÓN ESPECIAL DE BONOS

#### BOLETA DE MUESTRA

¿Se debe autorizar al Distrito Escolar Unificado Núm. 30 de Sahuarita del Condado de Pima, Arizona (el “*Distrito*”) para emitir y vender bonos de obligación general de la cantidad principal que no excedan de \$50,000,000 para proporcionar dinero para los siguientes propósitos:

- Construir edificios escolares;
- Renovar edificios escolares;
- Comprar vehículos de transporte estudiantil;
- Adquirir por compra o arriendo terrenos escolares;
- Mejorar el recinto escolar, incluidos caminos adyacentes al mismo;
- Dotar a los edificios escolares con muebles, equipos y tecnología;
- Liquidar las deudas generadas para los propósitos descritos aquí;
- Proveer todos los servicios públicos y otros bienes de capital necesarios para la construcción y renovación de los edificios escolares y para el mejoramiento de los recintos escolares;
- Pagar todos los costos de arquitectura, diseño, ingeniería, manejo del proyecto y de la construcción y otros costos generados en conexión con los propósitos antes expuestos;
- y
- Pagar todos los costos legales, financieros y otros costos en conexión con la emisión de los bonos?

Los bonos devengarán interés a tasas no superiores a un 12% por año. El interés puede evidenciarse por certificados separados y será pagado el 1 de enero y el 1 de julio de cada año hasta el vencimiento de los bonos. Los bonos, y cualquier bono que se emita para reembolsar los bonos del Distrito, pueden ser vendidos a precios que incluyan primas no mayores que los permitidos por la ley. Los bonos se pueden reembolsar mediante la emisión de bonos de reembolso de un vencimiento medio ponderado inferior al 75% del vencimiento medio ponderado de los bonos que se reembolsen. Los bonos serán en denominaciones de \$5,000 cada uno o en múltiples de \$5,000 y vencerán el primer día de enero o de julio en años determinados por la Junta Directiva del Distrito. Los bonos vencerán durante un período (i) no menor que (1) año (o parte de eso) o (ii) no mayor de 20 años a partir de la fecha de su emisión. La emisión de estos bonos resultará en un aumento del impuesto sobre la propiedad suficiente para pagar el servicio anual de la deuda de los bonos.

Las mejoras de capital que se proponen financiar por medio de esta emisión de bonos excederán los límites del estado y son adicionales a los dineros proporcionados por el estado. El Distrito Escolar Unificado de Sahuarita está proponiendo emitir bonos de obligación general de la Clase B por un total de \$50,000,000 para financiar mejoras de capital por sobre aquellos financiados por el estado. Bajo el sistema de financiación de capital Students FIRST, el Distrito Escolar Unificado de Sahuarita tiene derecho a dineros del estado para construcción nueva y renovación de edificios escolares de conformidad con la ley estatal.

UN VOTO “SÍ” AUTORIZARÁ A LA JUNTA DIRECTIVA DEL DISTRITO ESCOLAR UNIFICADO NO. 30 DE SAHUARITA DEL CONDADO DE PIMA, ARIZONA PARA EMITIR Y VENDER BONOS DE MEJORAS ESCOLARES DEL DISTRITO EN LA CANTIDAD DE \$50,000,000 Y SER REEMBOLSADOS CON IMPUESTOS SECUNDARIOS SOBRE LA PROPIEDAD.

UN VOTO “NO” NO AUTORIZARÁ A LA JUNTA DIRECTIVA DEL DISTRITO ESCOLAR UNIFICADO NÚM. 30 DE SAHUARITA DEL CONDADO DE PIMA, ARIZONA, PARA EMITIR Y VENDER TALES BONOS DEL DISTRITO.

APROBACIÓN DE BONOS, SÍ	<input type="checkbox"/>
APROBACIÓN DE BONOS, NO	<input type="checkbox"/>

**[A discreción del departamento de elecciones del Condado, la pregunta antes mencionada puede ser presentada en la boleta electoral en forma abreviada, y se leerá sustancialmente como sigue:]**

Un voto “sí” autorizará a la Junta Directiva del Distrito Unificado de Sahuarita para emitir y vender bonos de mejoras escolares del Distrito en la cantidad de \$50,000,000 y ser reembolsados con impuestos secundarios sobre la propiedad.

Un voto “no” no autorizará a la Junta Directiva del Distrito Escolar Unificado de Sahuarita para emitir y vender tales bonos del Distrito.

**PROPOSITION 413**

CITY OF TUCSON

PROPOSED CHARTER AMENDMENT TO INCREASE COUNCILMEMBERS' SALARIES TO EQUAL, AND THE MAYOR'S SALARY TO BE 1.25 TIMES, THE SALARY FOR MEMBERS OF THE BOARD OF SUPERVISORS SET BY A.R.S. § 11-419(A), WITH MAYOR AND COUNCIL SALARIES TO BE ADJUSTED THEREAFTER IN CONFORMITY WITH ANY AMENDMENT TO A.R.S. § 11-419(A).

A "YES" vote shall have the effect of increasing the salary of the Mayor from \$42,000 per year to 1.25 times the salary set for members of the Pima County Board of Supervisors by A.R.S. § 11-419(A), and increasing the salaries of the Council Members from \$24,000 per year to equal the salary set for members of the Pima County Board of Supervisors by A.R.S. § 11-419(A), both increases to be effective December 4, 2023, with Mayor and Council salaries to be correspondingly adjusted thereafter in conformity with any adjustments to the salary for Board members made through amendment of A.R.S. § 11-419(A).

A "NO" vote shall have the effect of continuing the salary of the Mayor at the pre-existing level of \$42,000 per year, and the salaries of the Council Members at the pre-existing level of \$24,000 per year.

Yes	<input type="checkbox"/>
No	<input type="checkbox"/>



## PROPOSICIÓN 413

### CIUDAD DE TUCSON

LA ENMIENDA QUE SE PROPONE PARA LA CARTA CONSTITUTIVA SOBRE AUMENTAR EL SALARIO DEL ALCALDE A 1.25 VECES Y EL DE LOS CONCEJALES PARA QUE IGUALE EL SALARIO DE LOS MIEMBROS DE LA JUNTA DE SUPERVISORES SEGUN A.R.S § 11-419(A), Y AUMENTAR PROPORCIONALMENTE LOS SALARIOS DEL ALCALDE Y LOS CONCEJALES EN CONFORMIDAD CON CUALQUIER ENMIENDA A A.R.S § 11-419(A).

Un voto de “SI” debe tener como efecto aumentar el salario del Alcalde de \$42,000 al año a 1.25 veces el salario establecido para los miembros de la Junta de Supervisores del Condado Pima según A.R.S § 11-419(A), y aumentar el salario de los miembros del Concejo de \$24,000 al año al salario establecido para los miembros de la Junta de Supervisores del Condado Pima según A.R.S § 11-419(A), ambos aumentos deben entrar en vigor el 4 de diciembre de 2023, y los salarios del Alcalde y los miembros del Concejo deben aumentar proporcionalmente según ocurra un aumento de salario para los miembros de la Junta en conformidad con cualquier enmienda a A.R.S § 11-419(A).

Un voto de “NO” debe tener como efecto la permanencia del salario del Alcalde en el nivel pre-existente de \$42,000 al año, y los salarios de los miembros del Concejo en el nivel pre-existente de \$24,000 al año.

Sí	<input type="checkbox"/>
No	<input type="checkbox"/>

# PROPOSITION 496

## TUCSON UNIFIED SCHOOL DISTRICT NO. 1 NOVEMBER 7, 2023

### SPECIAL BOND ELECTION

#### SAMPLE BALLOT

Shall Tucson Unified School District No. 1 of Pima County, Arizona (“*District*”), be allowed to issue and sell general obligation bonds in the principal amount of not to exceed \$480,000,000 to provide money for the following purposes:

- Constructing school buildings;
- Renovating school buildings;
- Purchasing pupil transportation vehicles;
- Acquiring by purchase or lease school lots;
- Improving school grounds, including adjacent ways thereto;
- Supplying school buildings with furniture, equipment and technology;
- Liquidating indebtedness incurred for the purposes set forth herein;
- Providing all utilities and other capital items necessary for the construction and renovation of school buildings and for improving school grounds;
- Paying all architectural, design, engineering, project and construction management and other costs incurred in connection with the purposes set forth above; and
- Paying all legal, financial and other costs in connection with issuance of the bonds?

The bonds will bear interest at rates not exceeding 12% per year. Interest may be evidenced by separate certificates and will be paid on January 1 and July 1 each year until the bonds mature. The bonds, and any bonds issued to refund the District’s bonds, may be sold at prices that include premiums not greater than permitted by law. The bonds may be refunded by the issuance of refunding bonds of a weighted average maturity of less than 75% of the weighted average maturity of the bonds being refunded. Bonds will be in the denominations of \$5,000 each or in multiples of \$5,000 and will mature on the first day of January and/or July in years determined by the District’s governing board. The bonds shall mature over a period of not (i) less than one (1) year (or a portion thereof) or (ii) more than twenty (20) years from the date of their issuance. The issuance of these bonds will result in a property tax increase sufficient to pay the annual debt service on bonds.

The capital improvements that are proposed to be funded through this bond issuance are to exceed the State standards and are in addition to monies provided by the State. Tucson Unified School District is proposing to issue Class B general obligation bonds totaling \$480,000,000 to fund capital improvements over and above those funded by the State. Under the Students FIRST capital funding system, Tucson Unified School District is entitled to State monies for new construction and renovation of school buildings in accordance with State law.

A “YES” VOTE SHALL AUTHORIZE THE TUCSON UNIFIED SCHOOL DISTRICT NO. 1 OF PIMA COUNTY, ARIZONA GOVERNING BODY TO ISSUE AND SELL \$480,000,000 OF SCHOOL IMPROVEMENT BONDS OF THE DISTRICT TO BE REPAID WITH SECONDARY PROPERTY TAXES.

A “NO” VOTE SHALL NOT AUTHORIZE THE TUCSON UNIFIED SCHOOL DISTRICT NO. 1 OF PIMA COUNTY, ARIZONA GOVERNING BODY TO ISSUE AND SELL SUCH BONDS OF THE DISTRICT.

BOND APPROVAL, YES	<input type="checkbox"/>
BOND APPROVAL, NO	<input type="checkbox"/>

**[At the discretion of the County elections department, the question set forth above may be presented on the actual ballot in summary form, reading substantially as follows:]**

A “yes” vote shall authorize the Tucson Unified School District Governing Board to issue and sell \$480,000,000 of school improvement bonds of the District to be repaid with secondary property taxes.

A “no” vote shall not authorize the Tucson Unified School District Governing Board to issue and sell such bonds of the District.

# PROPOSICIÓN 496

## DISTRITO ESCOLAR UNIFICADO NÚM. 1 DE TUCSON 7 DE NOVIEMBRE DE 2023

### ELECCIÓN ESPECIAL DE BONOS

#### BOLETA DE MUESTRA

¿Se debe autorizar al Distrito Escolar Unificado Núm. 1 de Tucson del Condado de Pima, Arizona (“*Distrito*”) a emitir y vender bonos de obligación general con un monto principal que no excederá \$480,000,000 para proporcionar dinero para los siguientes propósitos:

- Construir edificios escolares;
- Renovar edificios escolares;
- Comprar vehículos de transporte estudiantil;
- Adquirir por compra o arriendo lotes escolares;
- Mejorar el recinto escolar, incluyendo caminos contiguos al mismo;
- Proporcionar a los edificios escolares con muebles, equipos y tecnología;
- Liquidar las deudas generadas para los propósitos descritos aquí;
- Proveer todos los servicios públicos y otros bienes de capital necesarios para la construcción y renovación de los edificios escolares y para el mejoramiento de los recintos escolares;
- Pagar todos los gastos de arquitectura, diseño, ingeniería, manejo de proyecto, dirección de obras de construcción y otros gastos incurridos en conexión con los propósitos establecidos anteriormente ; y
- Pagar todos los gastos legales, financieros y otros gastos relacionados con la emisión de los bonos?

Los bonos tendrán tasas de interés que no excederán el 12% anual. El interés puede evidenciarse por certificados separados y será pagado el 1 de enero y el 1 de julio de cada año hasta el vencimiento de los bonos. Los bonos, y cualquier bono que se emita para reembolsar los bonos del Distrito, pueden ser vendidos a precios que incluyan primas no mayores de lo permitido por la ley. Los bonos podrán ser reembolsados mediante la emisión de bonos de reembolso de un vencimiento promedio inferior al 75% del vencimiento promedio de los bonos que se reembolsen. Los bonos serán en denominaciones de \$5,000 cada uno o en múltiples de \$5,000 y se vencerán el primer día de enero y/o de julio en años determinados por la Junta Directiva del Distrito. Los bonos se vencerán durante un período (i) no menos de un (1) año (o parte del mismo) o (ii) no más de 20 años a partir de la fecha de su emisión. La emisión de estos bonos resultará en un aumento del impuesto sobre la propiedad suficiente para pagar el servicio anual de la deuda de los bonos.

Las mejoras de capital que se proponen financiar por medio de esta emisión de bonos excederán los estándares del estado y son adicionales a los dineros proporcionados por el estado. El Distrito Escolar Unificado de Tucson está proponiendo emitir bonos de obligación general de la Clase B por un total de \$480,000,000 para financiar mejoras de capital más allá de aquellos financiados por el estado. Bajo el sistema de financiación de capital Students FIRST, el Distrito Escolar Unificado de Tucson tiene derecho a fondos del estado para construcción y renovación de edificios escolares de acuerdo con la ley estatal.

UN VOTO “SÍ” AUTORIZARÁ A LA JUNTA DIRECTIVA DEL DISTRITO ESCOLAR UNIFICADO NO. 1 DE TUCSON DEL CONDADO DE PIMA, ARIZONA A EMITIR Y VENDER BONOS DE MEJORAS ESCOLARES DEL DISTRITO EN LA CANTIDAD DE \$480,000,000 Y SER REEMBOLSADOS CON IMPUESTOS SECUNDARIOS SOBRE LA PROPIEDAD.

UN VOTO “NO” NO AUTORIZARÁ A LA JUNTA DIRECTIVA DEL DISTRITO ESCOLAR UNIFICADO NÚM. 1 DE TUCSON DEL CONDADO DE PIMA, ARIZONA, A EMITIR Y VENDER TALES BONOS DEL DISTRITO.

APROBACIÓN DE BONOS, SÍ	<input type="checkbox"/>
APROBACIÓN DE BONOS, NO	<input type="checkbox"/>

**[A discreción del departamento de elecciones del Condado, la pregunta establecida anteriormente puede ser presentada en la boleta electoral en forma abreviada, y se leerá sustancialmente como sigue:]**

Un voto “sí” autorizará a la Junta Directiva del Distrito Unificado de Tucson a emitir y vender bonos de mejoras escolares del Distrito en la cantidad de \$480,000,000 y ser reembolsados con impuestos secundarios sobre la propiedad.

Un voto “no” no autorizará a la Junta Directiva del Distrito Escolar Unificado de Tucson a emitir y vender tales bonos del Distrito.

# PROPOSITION 497

## FLOWING WELLS UNIFIED SCHOOL DISTRICT NO. 8 NOVEMBER 7, 2023

### 13% MAINTENANCE AND OPERATION BUDGET OVERRIDE

#### SAMPLE BALLOT

Shall the Governing Board of Flowing Wells Unified School District No. 8 of Pima County, Arizona (the “*District*”), adopt a General Maintenance and Operation Budget that includes an amount that exceeds the revenue control limit specified by statute by 13% for fiscal year 2024/2025 and for six subsequent years as described below? The fiscal year 2024/2025 budget override authority represents an extension and increase of the existing budget override authority which is scheduled to phase down by one-third for fiscal year 2025/2026, by another one-third for fiscal year 2026/2027, and terminated for fiscal year 2027/2028 if the voters do not approve the override.

The amount of the proposed continuation and increase of the budget override over the alternate budget for fiscal year 2024/2025 is estimated to be \$1,223,359. In fiscal years 2024/2025 through 2028/2029 the amount of the proposed increase will be 13% of the District’s revenue control limit in each of such years, as provided in Section 15-481(P) of the Arizona Revised Statutes. In fiscal years 2029/2030 and 2030/2031, the amount of the proposed increase will be 8.67% and 4.33%, respectively, of the District’s revenue control limit in each of such years, as provided in Section 15-481(P) of the Arizona Revised Statutes.

Any budget increase authorized by this election shall be entirely funded by a levy of taxes on the taxable property in this school district for the year for which adopted and for six (6) subsequent years, shall not be realized from monies furnished by the state and shall not be subject to the limitation on taxes specified in Article IX, Section 18, Constitution of Arizona. Based on the current net assessed valuation used for secondary property tax purposes, to fund the proposed increase in the school district’s budget would require an estimated tax rate of \$2.04 per one hundred dollars of net assessed valuation used for secondary property tax purposes and is in addition to the school district’s tax rate that will be levied to fund the school district’s revenue control limit allowed by law.

BUDGET INCREASE, YES	<input type="checkbox"/>
BUDGET INCREASE, NO	<input type="checkbox"/>

**[At the discretion of the County elections department, the question set forth above may be presented on the actual ballot in summary form, reading substantially as follows:]**

A “yes” vote shall authorize the Flowing Wells Unified School District Governing Board to continue and increase the existing maintenance and operation budget override authority and resulting tax, which includes an amount that exceeds the District’s revenue control limit.

A “no” vote shall not authorize the Flowing Wells Unified School District Governing Board to increase the existing maintenance and operation budget override authority and resulting tax.

# PROPOSICIÓN 497

## DISTRITO ESCOLAR UNIFICADO NÚM. 8 DE FLOWING WELLS 7 DE NOVIEMBRE DE 2023

### 13% DE AUMENTO AL PRESUPUESTO DE MANTENIMIENTO Y OPERACIONES

#### BOLETA DE MUESTRA

¿Debe la Junta Directiva del Distrito Escolar Unificado Núm. 8 de Flowing Wells del Condado de Pima, Arizona (el “*Distrito*”), adoptar un Presupuesto General de Mantenimiento y Operaciones que incluye un importe que excede el límite de control de ingresos especificado por estatuto en un 13% para el año fiscal 2024/2025 y por los seis años subsiguientes, como se describe a continuación? La autorización de aumento al presupuesto del año fiscal 2024/2025 representa una extensión y un incremento de la existente autorización de aumento al presupuesto, que está programado para ser reducido gradualmente en un tercio en el año fiscal 2025/2026, en otro tercio en el año fiscal 2026/2027 y terminar el año fiscal 2027/2028 si los electores no aprueban el aumento.

El monto de la continuación e incremento del aumento al presupuesto propuesto por sobre el presupuesto alterno para el año fiscal 2024/2025 se estima que será de \$1,223,359. En los años fiscales 2024/2025 a 2028/2029 el importe del aumento propuesto será 13% del límite de control de ingresos del Distrito en cada uno de esos años, como está dispuesto en la sección 15-481(P) de los Estatutos Revisados de Arizona. En los años fiscales 2029/2030 y 2030/2031 el importe del aumento propuesto será de 8.67% y 4.33% respectivamente, del límite de control de ingresos del Distrito en cada uno de esos años, como está dispuesto en la sección 15-481(P) de los Estatutos Revisados de Arizona.

Cualquier aumento al presupuesto autorizado por esta elección será totalmente financiado por una imposición de impuestos sobre la propiedad gravada de este distrito escolar en el año en que se adopta y por los seis (6) años subsiguientes, no será realizado con dinero proporcionado por el estado, y no estará sujeto a las limitaciones de impuestos especificadas en la sección 18 del artículo IX de la Constitución de Arizona. Con base en la actual valoración tasada neta que se utiliza para propósitos de impuestos secundarios sobre la propiedad, para financiar el aumento propuesto en el presupuesto del distrito escolar se requerirá de una tasa de impuestos estimada de \$2.04 por cada cien dólares de la valoración tasada neta que se utiliza para propósitos de impuestos secundarios sobre la propiedad y es en adición a la tasa de impuesto del distrito escolar que será impuesta para financiar el límite de control de ingresos del distrito escolar permitido por la ley.

AUMENTO AL PRESUPUESTO, SÍ	<input type="checkbox"/>
AUMENTO AL PRESUPUESTO, NO	<input type="checkbox"/>

**[A discreción del departamento de elecciones del Condado, la pregunta antes mencionada puede ser presentada en la boleta electoral en forma abreviada, y se leerá sustancialmente como sigue:]**

Un voto “sí” autorizará a la Junta Directiva del Distrito Escolar Unificado de Flowing Wells a que continúe e incremente la autorización existente de aumento al presupuesto de mantenimiento y operación y el impuesto resultante, que incluye un monto que excede el límite de control de ingresos del Distrito.

Un voto “no” no autorizará a la Junta Directiva del Distrito Escolar Unificado de Flowing Wells a que incremente la autorización de aumento al presupuesto existente de mantenimiento y operación y el impuesto resultante.

# PROPOSITION 498

## SUNNYSIDE UNIFIED SCHOOL DISTRICT NO. 12 NOVEMBER 7, 2023

### 8% MAINTENANCE AND OPERATION BUDGET OVERRIDE

#### SAMPLE BALLOT

Shall the Governing Board of Sunnyside Unified School District No. 12 of Pima County, Arizona (the “*District*”), adopt a General Maintenance and Operation Budget that includes an amount that exceeds the revenue control limit specified by statute by 8.00% for fiscal year 2024/2025 and for six subsequent years as described below?

The amount of the proposed increase of the proposed budget over the alternate budget for fiscal year 2024/2025 is estimated to be \$8,072,542. In fiscal years 2024/2025 through 2028/2029 the amount of the proposed increase will be 8.00% of the District’s revenue control limit in each of such years, as provided in Section 15-481(P) of the Arizona Revised Statutes. In fiscal years 2029/2030 and 2030/2031, the amount of the proposed increase will be 5.33% and 2.67%, respectively, of the District’s revenue control limit in each of such years, as provided in Section 15-481(P) of the Arizona Revised Statutes.

Any budget increase authorized by this election shall be entirely funded by a levy of taxes on the taxable property in this school district for the year for which adopted and for six (6) subsequent years, shall not be realized from monies furnished by the state and shall not be subject to the limitation on taxes specified in Article IX, Section 18, Constitution of Arizona. Based on the current net assessed valuation used for secondary property tax purposes, to fund the proposed increase in the school district’s budget would require an estimated tax rate of \$1.36 per one hundred dollars of net assessed valuation used for secondary property tax purposes and is in addition to the school district’s tax rate that will be levied to fund the school district’s revenue control limit allowed by law.

BUDGET INCREASE, YES	<input type="checkbox"/>
BUDGET INCREASE, NO	<input type="checkbox"/>

**[At the discretion of the County elections department, the question set forth above may be presented on the actual ballot in summary form, reading substantially as follows:]**

A “yes” vote shall authorize the Sunnyside Unified School District Governing Board to adopt a maintenance and operation budget which includes an amount that exceeds the District’s revenue control limit.

A “no” vote shall not authorize the Sunnyside Unified School District Governing Board to adopt a maintenance and operation budget which includes an amount that exceeds its revenue control limit.



# PROPOSICIÓN 498

## DISTRITO ESCOLAR UNIFICADO NÚM. 12 DE SUNNYSIDE 7 DE NOVIEMBRE DE 2023

### 8% DE AUMENTO AL PRESUPUESTO DE MANTENIMIENTO Y OPERACIONES

#### BOLETA DE MUESTRA

¿Debe la Junta Directiva del Distrito Escolar Unificado Núm. 12 de Sunnyside del Condado de Pima, Arizona (el “*Distrito*”), adoptar un Presupuesto General de Mantenimiento y Operaciones que incluye un importe que excede el límite de control de ingresos especificado por estatuto en un 8.00% para el año fiscal 2024/2025 y por los seis años subsiguientes, como se describe a continuación?

El monto del aumento propuesto al presupuesto propuesto para exceder el presupuesto alterno para el año fiscal 2024/2025 se estima que será de \$8,072,542. En los años fiscales 2024/2025 al 2028/2029 el importe del aumento propuesto será 8.00% del límite de control de ingresos del Distrito en cada uno de esos años, como está dispuesto en la sección 15-481(P) de los Estatutos Revisados de Arizona. En los años fiscales 2029/2030 y 2030/2031 el importe del aumento propuesto será de 5.33% y 2.67% respectivamente, del límite de control de ingresos del Distrito en cada uno de esos años, como está dispuesto en la sección 15-481(P) de los Estatutos Revisados de Arizona.

Cualquier aumento al presupuesto autorizado por esta elección será totalmente financiado por una imposición de impuestos sobre la propiedad gravada de este distrito escolar en el año en que se adopta y por los seis (6) años subsiguientes, no será realizado con dinero proporcionado por el estado, y no estará sujeto a las limitaciones de impuestos especificadas en la sección 18 del artículo IX de la Constitución de Arizona. Con base en la actual valoración tasada neta que se usa para propósitos de impuestos secundarios sobre la propiedad, para financiar el aumento propuesto en el presupuesto del distrito escolar se requerirá de una tasa de impuesto estimada de \$1.36 por cada cien dólares de la valoración tasada neta que se utiliza para propósitos de impuestos secundarios sobre la propiedad y es en adición a la tasa de impuesto del distrito escolar que será impuesta para financiar el límite del control de ingresos del distrito escolar permitido por la ley.

AUMENTO AL PRESUPUESTO, SÍ

AUMENTO AL PRESUPUESTO, NO

**[A discreción del departamento de elecciones del Condado, la pregunta antes mencionada puede ser presentada en la boleta electoral en forma abreviada, y se leerá sustancialmente como sigue:]**

Un voto “sí” autorizará a la Junta Directiva del Distrito Escolar Unificado de Sunnyside a que adopte un presupuesto de mantenimiento y operaciones que incluye un monto que excede el límite de control de ingresos del Distrito.

Un voto “no” no autorizará a la Junta Directiva del Distrito Escolar Unificado de Sunnyside a que adopte un presupuesto de mantenimiento y operaciones que incluye un monto que excede su límite de control de ingresos.

# PROPOSITION 499

SUNNYSIDE UNIFIED SCHOOL DISTRICT NO. 12  
NOVEMBER 7, 2023

## DISTRICT ADDITIONAL ASSISTANCE BUDGET OVERRIDE ELECTION

### SAMPLE BALLOT

Shall the Governing Board of Sunnyside Unified School District No. 12 of Pima County, Arizona (the “*District*”), adopt a budget that includes an amount for capital purposes that exceeds the district additional assistance budget limit by the lesser of \$7,000,000 or 10% of the District’s revenue control limit per fiscal year for fiscal year 2024/2025 and the six fiscal years thereafter? As required by statute, the district additional assistance budget override amount is limited to 10% of the revenue control limit for each year.

The amount of the proposed increase of the proposed budget over the alternate budget for fiscal year 2024/2025 is estimated to be \$7,000,000.

Any budget increase authorized by this election shall be entirely funded by a levy of taxes upon the taxable property within this school district for the year in which adopted and for six subsequent years, shall not be realized from monies furnished by the state and shall not be subject to the limitation on taxes specified in Article IX, Section 18, Constitution of Arizona. Based on the current net assessed valuation used for secondary property tax purposes, to fund the proposed increase in the school district’s budget would require an estimated tax rate of \$1.18 per one hundred dollars of net assessed valuation used for secondary property tax purposes and is in addition to the school district’s tax rate which will be levied to fund the school district’s district additional assistance allowed by law.

The capital improvements that are proposed to be funded through this override election are to exceed the State standards and are in addition to monies provided by the State.

Sunnyside Unified School District is proposing to increase its budget by not more than the lesser of \$7,000,000 or 10% of the District’s revenue control limit to fund capital improvements over and above those funded by the State. Under the Students FIRST capital funding system, Sunnyside Unified School District is entitled to State monies for new construction and renovation of school buildings in accordance with State law.

BUDGET INCREASE, YES	<input type="checkbox"/>
BUDGET INCREASE, NO	<input type="checkbox"/>

**[At the discretion of the County elections department, the question set forth above may be presented on the actual ballot in summary form, reading substantially as follows:]**

A “yes” vote shall authorize the Sunnyside Unified School District Governing Board to adopt a budget which includes an amount for capital purposes that exceeds its district additional assistance budget limit by the lesser of \$7,000,000 or 10% of the District’s revenue control limit.

A “no” vote shall not authorize the Sunnyside Unified School District Governing Board to adopt a budget which includes an amount for capital purposes that exceeds its district additional assistance budget limit by up to \$7,000,000 or 10% of the District’s revenue control limit.

# PROPOSICIÓN 499

## DISTRITO ESCOLAR UNIFICADO NÚM. 12 DE SUNNYSIDE 7 DE NOVIEMBRE DE 2023

### ELECCIÓN SOBRE EL AUMENTO AL PRESUPUESTO DE ASISTENCIA ADICIONAL DEL DISTRITO

#### BOLETA DE MUESTRA

¿Debe la Junta Directiva del Distrito Escolar Unificado Núm. 12 de Sunnyside, del Condado de Pima, Arizona (el “Distrito”) adoptar un presupuesto que incluye un importe para propósitos de capital que excede el límite del presupuesto de asistencia adicional del distrito en lo que sea menor de \$7,000,000 o 10% del límite de control de ingresos del Distrito por ejercicio fiscal para el año fiscal 2024/2025 y los seis años fiscales de allí en adelante? Como lo requiere la ley, el importe de aumento al presupuesto de asistencia adicional del distrito está limitado al 10% del límite de control de ingresos de cada año.

El monto del aumento propuesto al presupuesto propuesto por sobre el presupuesto alterno para el año fiscal 2024/2025 se estima que será de \$7,000,000.

Cualquier aumento al presupuesto autorizado por esta elección será totalmente financiado por una imposición de impuestos sobre la propiedad gravada dentro de este distrito escolar en el año en que se adopta y por los seis años subsiguientes, no será realizado con dinero proporcionado por el estado, y no estará sujeto a las limitaciones de impuestos especificadas en la sección 18 del artículo IX de la Constitución de Arizona. Con base en la actual valoración tasada neta que se utiliza para propósitos de impuestos secundarios sobre la propiedad, para financiar el aumento propuesto en el presupuesto del distrito escolar se requerirá de una tasa de impuestos estimada de \$1.18 por cada cien dólares de la valoración tasada neta que se utiliza para propósitos de impuestos secundarios sobre la propiedad y es en adición a la tasa de impuestos del distrito escolar que será impuesta para financiar el presupuesto de asistencia adicional del distrito del Distrito escolar permitido por la ley.

Las mejoras de capital que se proponen financiar por medio de esta elección de aumento al presupuesto excederán los estándares del estado y son adicionales a los fondos proporcionados por el estado.

El Distrito Escolar Unificado de Sunnyside propone aumentar su presupuesto en no más de lo menor de \$7,000,000 o 10% del límite de control de ingresos del Distrito, para financiar mejoras de capital por sobre aquellas financiadas por el estado. Bajo el sistema de financiación de capital *Students FIRST*, el Distrito Escolar Unificado de Sunnyside tiene derecho a fondos del estado para construcción nueva y renovación de edificios escolares de conformidad con la ley estatal.

AUMENTO AL PRESUPUESTO, SÍ	<input type="checkbox"/>
AUMENTO AL PRESUPUESTO, NO	<input type="checkbox"/>

**[A discreción del departamento de elecciones del Condado, la pregunta antes mencionada puede ser presentada en la boleta electoral en forma abreviada, y se leerá sustancialmente como sigue:]**

Un voto “sí” autorizará a que la Junta Directiva del Distrito Escolar Unificado de Sunnyside adopte un presupuesto que incluye un importe para propósitos de capital que excede el límite de presupuesto de

asistencia adicional del distrito en lo que sea menor de \$7,000,000 o 10% del límite de control de ingresos del Distrito.

Un voto “no” no autorizará a que la Junta Directiva del Distrito Escolar Unificado de Sunnyside adopte un presupuesto que incluye un importe para propósitos de capital que excede el límite de presupuesto de asistencia adicional del distrito en hasta \$7,000,000 o 10% del límite de control de ingresos del Distrito.

# Proposition Text

Vail Incorporation Election  
November 7, 2023

**PROPOSITION 402**

VAIL INCORPORATION ELECTION

Shall the area described in Petition No. I-1-2023 be incorporated as the Town of Vail, Arizona pursuant to Arizona Revised Statute § 9-101?

A "yes" vote shall have the effect of authorizing the incorporation of the Town of Vail.

A "no" vote shall have the effect of not authorizing the incorporation of the Town of Vail.

In favor of incorporation, Yes	<input type="checkbox"/>
Against incorporation, No	<input type="checkbox"/>

**PROPOSICIÓN 402**

ELECCIÓN DE INCORPORACIÓN DE VAIL

¿Se deberá incorporar el área descrita en la Petición Num. I-1-2023 como el Pueblo de Vail, Arizona de acuerdo con los estatutos revisados de Arizona § 9-101?

Un voto "sí" tendrá el efecto de autorizar la incorporación de el Pueblo de Vail.

Un voto "no" tendrá el efecto de no autorizar la incorporación de el Pueblo de Vail.

A favor de la incorporación, Sí	<input type="checkbox"/>
En contra de la incorporación, No	<input type="checkbox"/>

# Election Summary Results

Consolidated Election  
November 7, 2023

STATISTICS

	TOTAL	Mail & Early	PROV
Registered Voters - Total	395,261		
Ballots Cast - Total	124,496	124,496	0
Ballots Cast - Blank	45	45	0
Voter Turnout - Total	31.50%		



Mayor City of Tucson

Vote For 1

	TOTAL	Mail & Early	PROV
ROMERO, REGINA (DEM)	57,559	57,559	0
WITTENBRAKER, JANET "JL" (REP)	30,740	30,740	0
KERSCHEN, ARTHUR (LBT)	1,326	1,326	0
ACKERLEY, ED (IND)	6,241	6,241	0
Write-In Totals	155	155	0
Overvotes	40	40	0
Undervotes	738	738	0
Contest Totals	96,799	96,799	0

Council Member Ward 1 City of Tucson

Vote For 1

	TOTAL	Mail & Early	PROV
SANTA CRUZ, LANE (DEM)	58,296	58,296	0
LEM, VICTORIA (REP)	35,845	35,845	0
Write-In Totals	207	207	0
Overvotes	9	9	0
Undervotes	2,442	2,442	0
Contest Totals	96,799	96,799	0

Council Member Ward 2 City of Tucson

Vote For 1

	TOTAL	Mail & Early	PROV
CUNNINGHAM, PAUL (DEM)	59,972	59,972	0
SHACK, ERNIE (REP)	30,980	30,980	0
SPICER, PENDLETON "PENNY" (LBT)	3,513	3,513	0
Write-In Totals	115	115	0
Overvotes	55	55	0
Undervotes	2,164	2,164	0
Contest Totals	96,799	96,799	0

Council Member Ward 4 City of Tucson

Vote For 1

	TOTAL	Mail & Early	PROV
LEE, NIKKI (DEM)	60,165	60,165	0
KAPLOWITCH, ROSS (REP)	32,768	32,768	0
Write-In Totals	162	162	0
Overvotes	2	2	0
Undervotes	3,702	3,702	0
Contest Totals	96,799	96,799	0

PROPOSITION 413 City of Tucson

Vote For 1

	TOTAL	Mail & Early	PROV
Yes	47,165	47,165	0
No	46,876	46,876	0
Overvotes	8	8	0
Undervotes	2,750	2,750	0
Contest Totals	96,799	96,799	0

PROPOSITION 400 - Altar Valley Elementary School District No. 51

Vote For 1

	TOTAL	Mail & Early	PROV
Budget Override Continuation, Yes	558	558	0
Budget Override Continuation, No	339	339	0
Overvotes	0	0	0
Undervotes	0	0	0
Contest Totals	897	897	0

**PROPOSITION 401 - Sahuarita Unified School District NO. 30**

Vote For 1

	TOTAL	Mail & Early	PROV
Bond Approval, Yes	2,971	2,971	0
Bond Approval, No	2,161	2,161	0
Overvotes	1	1	0
Undervotes	6	6	0
Contest Totals	5,139	5,139	0

**PROPOSITION 496 - Tucson Unified School District (TUSD) No. 1**

Vote For 1

	TOTAL	Mail & Early	PROV
Bond Approval, Yes	54,631	54,631	0
Bond Approval, No	37,913	37,913	0
Overvotes	9	9	0
Undervotes	2,804	2,804	0
Contest Totals	95,357	95,357	0

**PROPOSITION 497 - Flowing Wells Unified School District No. 8**

Vote For 1

	TOTAL	Mail & Early	PROV
Budget Increase, Yes	2,146	2,146	0
Budget Increase, No	1,504	1,504	0
Overvotes	1	1	0
Undervotes	37	37	0
Contest Totals	3,688	3,688	0

**PROPOSITION 498 - Sunnyside Unified School District No. 12**

Vote For 1

	TOTAL	Mail & Early	PROV
Budget Increase, Yes	4,314	4,314	0
Budget Increase, No	2,455	2,455	0
Overvotes	2	2	0
Undervotes	312	312	0
Contest Totals	7,083	7,083	0

**PROPOSITION 499 - Sunnyside Unified School District No. 12**

Vote For 1

	TOTAL	Mail & Early	PROV
Budget Increase, Yes	4,198	4,198	0
Budget Increase, No	2,680	2,680	0
Overvotes	1	1	0
Undervotes	204	204	0
Contest Totals	7,083	7,083	0

# Election Summary Results

Vail Incorporation Election

November 7, 2023

STATISTICS

	TOTAL	Polls	Mail & Early	PROV
Registered Voters - Total	14,426			
Ballots Cast - Total	7,906	1,222	6,675	9
Ballots Cast - Blank	1	0	1	0
Voter Turnout - Total	54.80%			

PROPOSITION 402 - Vail Incorporation

Vote For 1

	TOTAL	Polls	Mail & Early	PROV
In favor of incorporation, Yes	2,995	370	2,622	3
Against incorporation, No	4,909	852	4,051	6
Overvotes	1	0	1	0
Undervotes	1	0	1	0
Contest Totals	7,906	1,222	6,675	9

# Statement of Votes Cast

Consolidated Election

November 7, 2023

STATEMENT OF VOTES CAST

Consolidated Elections

November 7, 2023

Pima County

007

STATISTICS

	TOTAL	Mail & Early	PROV
Registered Voters - Total	96		
Ballots Cast - Total	27	27	0
Ballots Cast - Blank	0	0	0
Voter Turnout - Total	28.12%		

PROPOSITION 400 - Altar Valley Elementary School District No. 51

Vote For 1

	TOTAL	Mail & Early	PROV
Budget Override Continuation, Yes	13	13	0
Budget Override Continuation, No	14	14	0
Overvotes	0	0	0
Undervotes	0	0	0
Contest Totals	27	27	0



STATEMENT OF VOTES CAST

Consolidated Elections

November 7, 2023

Pima County

008

STATISTICS

	TOTAL	Mail & Early	PROV
Registered Voters - Total	572		
Ballots Cast - Total	179	179	0
Ballots Cast - Blank	0	0	0
Voter Turnout - Total	31.29%		

PROPOSITION 401 - Sahuarita Unified School District NO. 30

Vote For 1

	TOTAL	Mail & Early	PROV
Bond Approval, Yes	97	97	0
Bond Approval, No	82	82	0
Overvotes	0	0	0
Undervotes	0	0	0
Contest Totals	179	179	0

STATEMENT OF VOTES CAST

Consolidated Elections

November 7, 2023

Pima County

009

STATISTICS

	TOTAL	Mail & Early	PROV
Registered Voters - Total	2,734		
Ballots Cast - Total	1,241	1,241	0
Ballots Cast - Blank	2	2	0
Voter Turnout - Total	45.39%		

Mayor City of Tucson

Vote For 1

	TOTAL	Mail & Early	PROV
ROMERO, REGINA (DEM)	641	641	0
WITTENBRAKER, JANET "JL" (REP)	482	482	0
KERSCHEN, ARTHUR (LBT)	11	11	0
ACKERLEY, ED (IND)	97	97	0
Write-In Totals	0	0	0
Overvotes	0	0	0
Undervotes	10	10	0
Contest Totals	1,241	1,241	0

Council Member Ward 1 City of Tucson

Vote For 1

	TOTAL	Mail & Early	PROV
SANTA CRUZ, LANE (DEM)	655	655	0
LEM, VICTORIA (REP)	546	546	0
Write-In Totals	0	0	0
Overvotes	0	0	0
Undervotes	40	40	0
Contest Totals	1,241	1,241	0

STATEMENT OF VOTES CAST

Consolidated Elections

November 7, 2023

Pima County

009

Council Member Ward 2 City of Tucson

Vote For 1

	TOTAL	Mail & Early	PROV
CUNNINGHAM, PAUL (DEM)	691	691	0
SHACK, ERNIE (REP)	484	484	0
SPICER, PENDLETON "PENNY" (LBT)	36	36	0
Write-In Totals	0	0	0
Overvotes	1	1	0
Undervotes	29	29	0
Contest Totals	1,241	1,241	0

Council Member Ward 4 City of Tucson

Vote For 1

	TOTAL	Mail & Early	PROV
LEE, NIKKI (DEM)	662	662	0
KAPLOWITCH, ROSS (REP)	514	514	0
Write-In Totals	2	2	0
Overvotes	0	0	0
Undervotes	63	63	0
Contest Totals	1,241	1,241	0

PROPOSITION 413 City of Tucson

Vote For 1

	TOTAL	Mail & Early	PROV
Yes	559	559	0
No	643	643	0
Overvotes	0	0	0
Undervotes	39	39	0
Contest Totals	1,241	1,241	0

STATEMENT OF VOTES CAST

Consolidated Elections

November 7, 2023

OFFICIAL RESULTS

Pima County

009

PROPOSITION 496 - Tucson Unified School District (TUSD) No. 1

Vote For 1

---

	TOTAL	Mail & Early	PROV
Bond Approval, Yes	674	674	0
Bond Approval, No	516	516	0
Overvotes	0	0	0
Undervotes	51	51	0
Contest Totals	1,241	1,241	0

## Consolidated Elections

November 7, 2023

Pima County

011

## STATISTICS

	TOTAL	Mail & Early	PROV
Registered Voters - Total	2		
Ballots Cast - Total	2	2	0
Ballots Cast - Blank	0	0	0
Voter Turnout - Total	100.00%		

## Mayor City of Tucson

Vote For 1

	TOTAL	Mail & Early	PROV
ROMERO, REGINA (DEM)	0	0	0
WITTENBRAKER, JANET "JL" (REP)	2	2	0
KERSCHEN, ARTHUR (LBT)	0	0	0
ACKERLEY, ED (IND)	0	0	0
Write-In Totals	0	0	0
Overvotes	0	0	0
Undervotes	0	0	0
Contest Totals	2	2	0

## Council Member Ward 1 City of Tucson

Vote For 1

	TOTAL	Mail & Early	PROV
SANTA CRUZ, LANE (DEM)	0	0	0
LEM, VICTORIA (REP)	2	2	0
Write-In Totals	0	0	0
Overvotes	0	0	0
Undervotes	0	0	0
Contest Totals	2	2	0

STATEMENT OF VOTES CAST

Consolidated Elections

November 7, 2023

Pima County

011

Council Member Ward 2 City of Tucson

Vote For 1

	TOTAL	Mail & Early	PROV
CUNNINGHAM, PAUL (DEM)	0	0	0
SHACK, ERNIE (REP)	2	2	0
SPICER, PENDLETON "PENNY" (LBT)	0	0	0
Write-In Totals	0	0	0
Overvotes	0	0	0
Undervotes	0	0	0
Contest Totals	2	2	0

Council Member Ward 4 City of Tucson

Vote For 1

	TOTAL	Mail & Early	PROV
LEE, NIKKI (DEM)	0	0	0
KAPLOWITCH, ROSS (REP)	2	2	0
Write-In Totals	0	0	0
Overvotes	0	0	0
Undervotes	0	0	0
Contest Totals	2	2	0

PROPOSITION 413 City of Tucson

Vote For 1

	TOTAL	Mail & Early	PROV
Yes	0	0	0
No	2	2	0
Overvotes	0	0	0
Undervotes	0	0	0
Contest Totals	2	2	0

014

STATISTICS

	TOTAL	Mail & Early	PROV
Registered Voters - Total	0		
Ballots Cast - Total	0	0	0
Ballots Cast - Blank	0	0	0
Voter Turnout - Total	0.00%		

PROPOSITION 497 - Flowing Wells Unified School District No. 8

Vote For 1

	TOTAL	Mail & Early	PROV
Budget Increase, Yes	0	0	0
Budget Increase, No	0	0	0
Overvotes	0	0	0
Undervotes	0	0	0
Contest Totals	0	0	0

STATEMENT OF VOTES CAST

Consolidated Elections

November 7, 2023

Pima County

016

STATISTICS

	TOTAL	Mail & Early	PROV
Registered Voters - Total	2,900		
Ballots Cast - Total	1,331	1,331	0
Ballots Cast - Blank	0	0	0
Voter Turnout - Total	45.90%		

Mayor City of Tucson

Vote For 1

	TOTAL	Mail & Early	PROV
ROMERO, REGINA (DEM)	660	660	0
WITTENBRAKER, JANET "JL" (REP)	251	251	0
KERSCHEN, ARTHUR (LBT)	11	11	0
ACKERLEY, ED (IND)	112	112	0
Write-In Totals	1	1	0
Overvotes	0	0	0
Undervotes	12	12	0
Contest Totals	1,047	1,047	0

Council Member Ward 1 City of Tucson

Vote For 1

	TOTAL	Mail & Early	PROV
SANTA CRUZ, LANE (DEM)	676	676	0
LEM, VICTORIA (REP)	356	356	0
Write-In Totals	2	2	0
Overvotes	0	0	0
Undervotes	13	13	0
Contest Totals	1,047	1,047	0



STATEMENT OF VOTES CAST

Consolidated Elections

November 7, 2023

Pima County

016

Council Member Ward 2 City of Tucson

Vote For 1

	TOTAL	Mail & Early	PROV
CUNNINGHAM, PAUL (DEM)	715	715	0
SHACK, ERNIE (REP)	283	283	0
SPICER, PENDLETON "PENNY" (LBT)	23	23	0
Write-In Totals	2	2	0
Overvotes	0	0	0
Undervotes	24	24	0
Contest Totals	1,047	1,047	0

Council Member Ward 4 City of Tucson

Vote For 1

	TOTAL	Mail & Early	PROV
LEE, NIKKI (DEM)	725	725	0
KAPLOWITCH, ROSS (REP)	280	280	0
Write-In Totals	3	3	0
Overvotes	0	0	0
Undervotes	39	39	0
Contest Totals	1,047	1,047	0

PROPOSITION 413 City of Tucson

Vote For 1

	TOTAL	Mail & Early	PROV
Yes	565	565	0
No	458	458	0
Overvotes	0	0	0
Undervotes	24	24	0
Contest Totals	1,047	1,047	0

STATEMENT OF VOTES CAST

Consolidated Elections

November 7, 2023

OFFICIAL RESULTS

Pima County

016

PROPOSITION 496 - Tucson Unified School District (TUSD) No. 1

Vote For 1

---

	TOTAL	Mail & Early	PROV
Bond Approval, Yes	811	811	0
Bond Approval, No	479	479	0
Overvotes	1	1	0
Undervotes	40	40	0
Contest Totals	1,331	1,331	0

STATEMENT OF VOTES CAST

Consolidated Elections

November 7, 2023

Pima County

017

STATISTICS

	TOTAL	Mail & Early	PROV
Registered Voters - Total	1,884		
Ballots Cast - Total	756	756	0
Ballots Cast - Blank	0	0	0
Voter Turnout - Total	40.13%		

Mayor City of Tucson

Vote For 1

	TOTAL	Mail & Early	PROV
ROMERO, REGINA (DEM)	541	541	0
WITTENBRAKER, JANET "JL" (REP)	123	123	0
KERSCHEN, ARTHUR (LBT)	10	10	0
ACKERLEY, ED (IND)	72	72	0
Write-In Totals	0	0	0
Overvotes	0	0	0
Undervotes	10	10	0
Contest Totals	756	756	0

Council Member Ward 1 City of Tucson

Vote For 1

	TOTAL	Mail & Early	PROV
SANTA CRUZ, LANE (DEM)	541	541	0
LEM, VICTORIA (REP)	194	194	0
Write-In Totals	2	2	0
Overvotes	0	0	0
Undervotes	19	19	0
Contest Totals	756	756	0

STATEMENT OF VOTES CAST

Consolidated Elections

November 7, 2023

Pima County

017

Council Member Ward 2 City of Tucson

Vote For 1

	TOTAL	Mail & Early	PROV
CUNNINGHAM, PAUL (DEM)	567	567	0
SHACK, ERNIE (REP)	136	136	0
SPICER, PENDLETON "PENNY" (LBT)	25	25	0
Write-In Totals	0	0	0
Overvotes	0	0	0
Undervotes	28	28	0
Contest Totals	756	756	0

Council Member Ward 4 City of Tucson

Vote For 1

	TOTAL	Mail & Early	PROV
LEE, NIKKI (DEM)	568	568	0
KAPLOWITCH, ROSS (REP)	146	146	0
Write-In Totals	1	1	0
Overvotes	0	0	0
Undervotes	41	41	0
Contest Totals	756	756	0

PROPOSITION 413 City of Tucson

Vote For 1

	TOTAL	Mail & Early	PROV
Yes	464	464	0
No	278	278	0
Overvotes	0	0	0
Undervotes	14	14	0
Contest Totals	756	756	0

STATEMENT OF VOTES CAST

Consolidated Elections

November 7, 2023

OFFICIAL RESULTS

Pima County

017

PROPOSITION 496 - Tucson Unified School District (TUSD) No. 1

Vote For 1

---

	TOTAL	Mail & Early	PROV
Bond Approval, Yes	507	507	0
Bond Approval, No	224	224	0
Overvotes	0	0	0
Undervotes	25	25	0
Contest Totals	756	756	0

## Consolidated Elections

November 7, 2023

Pima County

018

## STATISTICS

	TOTAL	Mail & Early	PROV
Registered Voters - Total	2,366		
Ballots Cast - Total	656	656	0
Ballots Cast - Blank	1	1	0
Voter Turnout - Total	27.73%		

## Mayor City of Tucson

Vote For 1

	TOTAL	Mail & Early	PROV
ROMERO, REGINA (DEM)	519	519	0
WITTENBRAKER, JANET "JL" (REP)	78	78	0
KERSCHEN, ARTHUR (LBT)	11	11	0
ACKERLEY, ED (IND)	38	38	0
Write-In Totals	2	2	0
Overvotes	0	0	0
Undervotes	8	8	0
Contest Totals	656	656	0

## Council Member Ward 1 City of Tucson

Vote For 1

	TOTAL	Mail & Early	PROV
SANTA CRUZ, LANE (DEM)	518	518	0
LEM, VICTORIA (REP)	113	113	0
Write-In Totals	14	14	0
Overvotes	0	0	0
Undervotes	11	11	0
Contest Totals	656	656	0

## Consolidated Elections

November 7, 2023

Pima County

018

## Council Member Ward 2 City of Tucson

Vote For 1

	TOTAL	Mail & Early	PROV
CUNNINGHAM, PAUL (DEM)	527	527	0
SHACK, ERNIE (REP)	79	79	0
SPICER, PENDLETON "PENNY" (LBT)	24	24	0
Write-In Totals	2	2	0
Overvotes	1	1	0
Undervotes	23	23	0
Contest Totals	656	656	0

## Council Member Ward 4 City of Tucson

Vote For 1

	TOTAL	Mail & Early	PROV
LEE, NIKKI (DEM)	533	533	0
KAPLOWITCH, ROSS (REP)	88	88	0
Write-In Totals	2	2	0
Overvotes	0	0	0
Undervotes	33	33	0
Contest Totals	656	656	0

## PROPOSITION 413 City of Tucson

Vote For 1

	TOTAL	Mail & Early	PROV
Yes	372	372	0
No	263	263	0
Overvotes	0	0	0
Undervotes	21	21	0
Contest Totals	656	656	0

STATEMENT OF VOTES CAST

Consolidated Elections

November 7, 2023

OFFICIAL RESULTS

Pima County

018

PROPOSITION 496 - Tucson Unified School District (TUSD) No. 1

Vote For 1

---

	TOTAL	Mail & Early	PROV
Bond Approval, Yes	425	425	0
Bond Approval, No	192	192	0
Overvotes	0	0	0
Undervotes	39	39	0
Contest Totals	656	656	0



## Consolidated Elections

November 7, 2023

Pima County

019

## STATISTICS

	TOTAL	Mail & Early	PROV
Registered Voters - Total	622		
Ballots Cast - Total	173	173	0
Ballots Cast - Blank	0	0	0
Voter Turnout - Total	27.81%		

## Mayor City of Tucson

Vote For 1

	TOTAL	Mail & Early	PROV
ROMERO, REGINA (DEM)	36	36	0
WITTENBRAKER, JANET "JL" (REP)	91	91	0
KERSCHEN, ARTHUR (LBT)	2	2	0
ACKERLEY, ED (IND)	1	1	0
Write-In Totals	0	0	0
Overvotes	0	0	0
Undervotes	2	2	0
Contest Totals	132	132	0

## Council Member Ward 1 City of Tucson

Vote For 1

	TOTAL	Mail & Early	PROV
SANTA CRUZ, LANE (DEM)	36	36	0
LEM, VICTORIA (REP)	95	95	0
Write-In Totals	0	0	0
Overvotes	0	0	0
Undervotes	1	1	0
Contest Totals	132	132	0

## Consolidated Elections

November 7, 2023

Pima County

019

## Council Member Ward 2 City of Tucson

Vote For 1

	TOTAL	Mail & Early	PROV
CUNNINGHAM, PAUL (DEM)	36	36	0
SHACK, ERNIE (REP)	84	84	0
SPICER, PENDLETON "PENNY" (LBT)	10	10	0
Write-In Totals	0	0	0
Overvotes	0	0	0
Undervotes	2	2	0
Contest Totals	132	132	0

## Council Member Ward 4 City of Tucson

Vote For 1

	TOTAL	Mail & Early	PROV
LEE, NIKKI (DEM)	37	37	0
KAPLOWITCH, ROSS (REP)	92	92	0
Write-In Totals	1	1	0
Overvotes	0	0	0
Undervotes	2	2	0
Contest Totals	132	132	0

## PROPOSITION 413 City of Tucson

Vote For 1

	TOTAL	Mail & Early	PROV
Yes	39	39	0
No	89	89	0
Overvotes	0	0	0
Undervotes	4	4	0
Contest Totals	132	132	0

## Consolidated Elections

November 7, 2023

Pima County

019

## PROPOSITION 498 - Sunnyside Unified School District No. 12

Vote For 1

	TOTAL	Mail & Early	PROV
Budget Increase, Yes	69	69	0
Budget Increase, No	90	90	0
Overvotes	0	0	0
Undervotes	14	14	0
Contest Totals	173	173	0

## PROPOSITION 499 - Sunnyside Unified School District No. 12

Vote For 1

	TOTAL	Mail & Early	PROV
Budget Increase, Yes	64	64	0
Budget Increase, No	100	100	0
Overvotes	0	0	0
Undervotes	9	9	0
Contest Totals	173	173	0

STATEMENT OF VOTES CAST

Consolidated Elections

November 7, 2023

Pima County

020

STATISTICS

	TOTAL	Mail & Early	PROV
Registered Voters - Total	3,382		
Ballots Cast - Total	695	695	0
Ballots Cast - Blank	0	0	0
Voter Turnout - Total	20.55%		

Mayor City of Tucson

Vote For 1

	TOTAL	Mail & Early	PROV
ROMERO, REGINA (DEM)	500	500	0
WITTENBRAKER, JANET "JL" (REP)	136	136	0
KERSCHEN, ARTHUR (LBT)	9	9	0
ACKERLEY, ED (IND)	45	45	0
Write-In Totals	0	0	0
Overvotes	1	1	0
Undervotes	4	4	0
Contest Totals	695	695	0

Council Member Ward 1 City of Tucson

Vote For 1

	TOTAL	Mail & Early	PROV
SANTA CRUZ, LANE (DEM)	514	514	0
LEM, VICTORIA (REP)	167	167	0
Write-In Totals	3	3	0
Overvotes	0	0	0
Undervotes	11	11	0
Contest Totals	695	695	0

STATEMENT OF VOTES CAST

Consolidated Elections

November 7, 2023

Pima County

020

Council Member Ward 2 City of Tucson

Vote For 1

	TOTAL	Mail & Early	PROV
CUNNINGHAM, PAUL (DEM)	525	525	0
SHACK, ERNIE (REP)	131	131	0
SPICER, PENDLETON "PENNY" (LBT)	26	26	0
Write-In Totals	0	0	0
Overvotes	0	0	0
Undervotes	13	13	0
Contest Totals	695	695	0

Council Member Ward 4 City of Tucson

Vote For 1

	TOTAL	Mail & Early	PROV
LEE, NIKKI (DEM)	533	533	0
KAPLOWITCH, ROSS (REP)	138	138	0
Write-In Totals	2	2	0
Overvotes	0	0	0
Undervotes	22	22	0
Contest Totals	695	695	0

PROPOSITION 413 City of Tucson

Vote For 1

	TOTAL	Mail & Early	PROV
Yes	348	348	0
No	326	326	0
Overvotes	0	0	0
Undervotes	21	21	0
Contest Totals	695	695	0

STATEMENT OF VOTES CAST

Consolidated Elections

November 7, 2023

OFFICIAL RESULTS

Pima County

020

PROPOSITION 496 - Tucson Unified School District (TUSD) No. 1

Vote For 1

---

	TOTAL	Mail & Early	PROV
Bond Approval, Yes	385	385	0
Bond Approval, No	286	286	0
Overvotes	0	0	0
Undervotes	24	24	0
Contest Totals	695	695	0

021

**STATISTICS**

	TOTAL	Mail & Early	PROV
Registered Voters - Total	3,260		
Ballots Cast - Total	1,329	1,329	0
Ballots Cast - Blank	1	1	0
Voter Turnout - Total	40.77%		

**PROPOSITION 496 - Tucson Unified School District (TUSD) No. 1**

Vote For 1

	TOTAL	Mail & Early	PROV
Bond Approval, Yes	735	735	0
Bond Approval, No	593	593	0
Overvotes	0	0	0
Undervotes	1	1	0
Contest Totals	1,329	1,329	0

## Consolidated Elections

November 7, 2023

Pima County

022

## STATISTICS

	TOTAL	Mail & Early	PROV
Registered Voters - Total	4,245		
Ballots Cast - Total	934	934	0
Ballots Cast - Blank	0	0	0
Voter Turnout - Total	22.00%		

## Mayor City of Tucson

Vote For 1

	TOTAL	Mail & Early	PROV
ROMERO, REGINA (DEM)	469	469	0
WITTENBRAKER, JANET "JL" (REP)	224	224	0
KERSCHEN, ARTHUR (LBT)	6	6	0
ACKERLEY, ED (IND)	32	32	0
Write-In Totals	1	1	0
Overvotes	2	2	0
Undervotes	4	4	0
Contest Totals	738	738	0

## Council Member Ward 1 City of Tucson

Vote For 1

	TOTAL	Mail & Early	PROV
SANTA CRUZ, LANE (DEM)	461	461	0
LEM, VICTORIA (REP)	261	261	0
Write-In Totals	1	1	0
Overvotes	1	1	0
Undervotes	14	14	0
Contest Totals	738	738	0



STATEMENT OF VOTES CAST

Consolidated Elections

November 7, 2023

Pima County

022

Council Member Ward 2 City of Tucson

Vote For 1

	TOTAL	Mail & Early	PROV
CUNNINGHAM, PAUL (DEM)	458	458	0
SHACK, ERNIE (REP)	225	225	0
SPICER, PENDLETON "PENNY" (LBT)	28	28	0
Write-In Totals	1	1	0
Overvotes	0	0	0
Undervotes	26	26	0
Contest Totals	738	738	0

Council Member Ward 4 City of Tucson

Vote For 1

	TOTAL	Mail & Early	PROV
LEE, NIKKI (DEM)	457	457	0
KAPLOWITCH, ROSS (REP)	248	248	0
Write-In Totals	1	1	0
Overvotes	0	0	0
Undervotes	32	32	0
Contest Totals	738	738	0

PROPOSITION 413 City of Tucson

Vote For 1

	TOTAL	Mail & Early	PROV
Yes	366	366	0
No	349	349	0
Overvotes	0	0	0
Undervotes	23	23	0
Contest Totals	738	738	0

STATEMENT OF VOTES CAST

Consolidated Elections

November 7, 2023

OFFICIAL RESULTS

Pima County

022

PROPOSITION 496 - Tucson Unified School District (TUSD) No. 1

Vote For 1

---

	TOTAL	Mail & Early	PROV
Bond Approval, Yes	494	494	0
Bond Approval, No	407	407	0
Overvotes	0	0	0
Undervotes	33	33	0
Contest Totals	934	934	0

STATEMENT OF VOTES CAST

Consolidated Elections

November 7, 2023

Pima County

023

STATISTICS

	TOTAL	Mail & Early	PROV
Registered Voters - Total	3,715		
Ballots Cast - Total	801	801	0
Ballots Cast - Blank	1	1	0
Voter Turnout - Total	21.56%		

PROPOSITION 496 - Tucson Unified School District (TUSD) No. 1

Vote For 1

	TOTAL	Mail & Early	PROV
Bond Approval, Yes	434	434	0
Bond Approval, No	366	366	0
Overvotes	0	0	0
Undervotes	1	1	0
Contest Totals	801	801	0

## Consolidated Elections

November 7, 2023

Pima County

025

## STATISTICS

	TOTAL	Mail & Early	PROV
Registered Voters - Total	2,812		
Ballots Cast - Total	554	554	0
Ballots Cast - Blank	0	0	0
Voter Turnout - Total	19.70%		

## Mayor City of Tucson

Vote For 1

	TOTAL	Mail & Early	PROV
ROMERO, REGINA (DEM)	425	425	0
WITTENBRAKER, JANET "JL" (REP)	86	86	0
KERSCHEN, ARTHUR (LBT)	6	6	0
ACKERLEY, ED (IND)	32	32	0
Write-In Totals	1	1	0
Overvotes	0	0	0
Undervotes	4	4	0
Contest Totals	554	554	0

## Council Member Ward 1 City of Tucson

Vote For 1

	TOTAL	Mail & Early	PROV
SANTA CRUZ, LANE (DEM)	435	435	0
LEM, VICTORIA (REP)	112	112	0
Write-In Totals	3	3	0
Overvotes	0	0	0
Undervotes	4	4	0
Contest Totals	554	554	0

## STATEMENT OF VOTES CAST

OFFICIAL RESULTS

## Consolidated Elections

November 7, 2023

Pima County

025

## Council Member Ward 2 City of Tucson

Vote For 1

	TOTAL	Mail & Early	PROV
CUNNINGHAM, PAUL (DEM)	450	450	0
SHACK, ERNIE (REP)	76	76	0
SPICER, PENDLETON "PENNY" (LBT)	17	17	0
Write-In Totals	1	1	0
Overvotes	2	2	0
Undervotes	8	8	0
Contest Totals	554	554	0

## Council Member Ward 4 City of Tucson

Vote For 1

	TOTAL	Mail & Early	PROV
LEE, NIKKI (DEM)	445	445	0
KAPLOWITCH, ROSS (REP)	91	91	0
Write-In Totals	1	1	0
Overvotes	0	0	0
Undervotes	17	17	0
Contest Totals	554	554	0

## PROPOSITION 413 City of Tucson

Vote For 1

	TOTAL	Mail & Early	PROV
Yes	270	270	0
No	273	273	0
Overvotes	0	0	0
Undervotes	11	11	0
Contest Totals	554	554	0

STATEMENT OF VOTES CAST

Consolidated Elections

November 7, 2023

OFFICIAL RESULTS

Pima County

025

PROPOSITION 496 - Tucson Unified School District (TUSD) No. 1

Vote For 1

---

	TOTAL	Mail & Early	PROV
Bond Approval, Yes	294	294	0
Bond Approval, No	237	237	0
Overvotes	0	0	0
Undervotes	23	23	0
Contest Totals	554	554	0

STATEMENT OF VOTES CAST

Consolidated Elections

November 7, 2023

Pima County

026

STATISTICS

	TOTAL	Mail & Early	PROV
Registered Voters - Total	2,909		
Ballots Cast - Total	596	596	0
Ballots Cast - Blank	0	0	0
Voter Turnout - Total	20.49%		

Mayor City of Tucson

Vote For 1

	TOTAL	Mail & Early	PROV
ROMERO, REGINA (DEM)	440	440	0
WITTENBRAKER, JANET "JL" (REP)	105	105	0
KERSCHEN, ARTHUR (LBT)	10	10	0
ACKERLEY, ED (IND)	34	34	0
Write-In Totals	1	1	0
Overvotes	1	1	0
Undervotes	5	5	0
Contest Totals	596	596	0

Council Member Ward 1 City of Tucson

Vote For 1

	TOTAL	Mail & Early	PROV
SANTA CRUZ, LANE (DEM)	457	457	0
LEM, VICTORIA (REP)	133	133	0
Write-In Totals	1	1	0
Overvotes	0	0	0
Undervotes	5	5	0
Contest Totals	596	596	0

STATEMENT OF VOTES CAST

Consolidated Elections

November 7, 2023

Pima County

026

Council Member Ward 2 City of Tucson

Vote For 1

	TOTAL	Mail & Early	PROV
CUNNINGHAM, PAUL (DEM)	469	469	0
SHACK, ERNIE (REP)	105	105	0
SPICER, PENDLETON "PENNY" (LBT)	14	14	0
Write-In Totals	0	0	0
Overvotes	0	0	0
Undervotes	8	8	0
Contest Totals	596	596	0

Council Member Ward 4 City of Tucson

Vote For 1

	TOTAL	Mail & Early	PROV
LEE, NIKKI (DEM)	476	476	0
KAPLOWITCH, ROSS (REP)	107	107	0
Write-In Totals	0	0	0
Overvotes	0	0	0
Undervotes	13	13	0
Contest Totals	596	596	0

PROPOSITION 413 City of Tucson

Vote For 1

	TOTAL	Mail & Early	PROV
Yes	240	240	0
No	342	342	0
Overvotes	0	0	0
Undervotes	14	14	0
Contest Totals	596	596	0



026

PROPOSITION 498 - Sunnyside Unified School District No. 12

Vote For 1

	TOTAL	Mail & Early	PROV
Budget Increase, Yes	366	366	0
Budget Increase, No	203	203	0
Overvotes	1	1	0
Undervotes	26	26	0
Contest Totals	596	596	0

PROPOSITION 499 - Sunnyside Unified School District No. 12

Vote For 1

	TOTAL	Mail & Early	PROV
Budget Increase, Yes	352	352	0
Budget Increase, No	221	221	0
Overvotes	1	1	0
Undervotes	22	22	0
Contest Totals	596	596	0

STATEMENT OF VOTES CAST

Consolidated Elections

November 7, 2023

Pima County

028

STATISTICS

	TOTAL	Mail & Early	PROV
Registered Voters - Total	1,724		
Ballots Cast - Total	390	390	0
Ballots Cast - Blank	0	0	0
Voter Turnout - Total	22.62%		

Mayor City of Tucson

Vote For 1

	TOTAL	Mail & Early	PROV
ROMERO, REGINA (DEM)	281	281	0
WITTENBRAKER, JANET "JL" (REP)	74	74	0
KERSCHEN, ARTHUR (LBT)	4	4	0
ACKERLEY, ED (IND)	27	27	0
Write-In Totals	1	1	0
Overvotes	0	0	0
Undervotes	3	3	0
Contest Totals	390	390	0

Council Member Ward 1 City of Tucson

Vote For 1

	TOTAL	Mail & Early	PROV
SANTA CRUZ, LANE (DEM)	291	291	0
LEM, VICTORIA (REP)	95	95	0
Write-In Totals	0	0	0
Overvotes	0	0	0
Undervotes	4	4	0
Contest Totals	390	390	0

STATEMENT OF VOTES CAST

Consolidated Elections

November 7, 2023

Pima County

028

Council Member Ward 2 City of Tucson

Vote For 1

	TOTAL	Mail & Early	PROV
CUNNINGHAM, PAUL (DEM)	303	303	0
SHACK, ERNIE (REP)	69	69	0
SPICER, PENDLETON "PENNY" (LBT)	15	15	0
Write-In Totals	0	0	0
Overvotes	1	1	0
Undervotes	2	2	0
Contest Totals	390	390	0

Council Member Ward 4 City of Tucson

Vote For 1

	TOTAL	Mail & Early	PROV
LEE, NIKKI (DEM)	300	300	0
KAPLOWITCH, ROSS (REP)	80	80	0
Write-In Totals	0	0	0
Overvotes	0	0	0
Undervotes	10	10	0
Contest Totals	390	390	0

PROPOSITION 413 City of Tucson

Vote For 1

	TOTAL	Mail & Early	PROV
Yes	178	178	0
No	200	200	0
Overvotes	0	0	0
Undervotes	12	12	0
Contest Totals	390	390	0

028

PROPOSITION 498 - Sunnyside Unified School District No. 12

Vote For 1

	TOTAL	Mail & Early	PROV
Budget Increase, Yes	242	242	0
Budget Increase, No	120	120	0
Overvotes	0	0	0
Undervotes	28	28	0
Contest Totals	390	390	0

PROPOSITION 499 - Sunnyside Unified School District No. 12

Vote For 1

	TOTAL	Mail & Early	PROV
Budget Increase, Yes	244	244	0
Budget Increase, No	133	133	0
Overvotes	0	0	0
Undervotes	13	13	0
Contest Totals	390	390	0

031

STATISTICS

	TOTAL	Mail & Early	PROV
Registered Voters - Total	2,045		
Ballots Cast - Total	446	446	0
Ballots Cast - Blank	0	0	0
Voter Turnout - Total	21.81%		

PROPOSITION 497 - Flowing Wells Unified School District No. 8

Vote For 1

	TOTAL	Mail & Early	PROV
Budget Increase, Yes	269	269	0
Budget Increase, No	177	177	0
Overvotes	0	0	0
Undervotes	0	0	0
Contest Totals	446	446	0

## Consolidated Elections

November 7, 2023

Pima County

032

## STATISTICS

	TOTAL	Mail & Early	PROV
Registered Voters - Total	4,265		
Ballots Cast - Total	1,017	1,017	0
Ballots Cast - Blank	3	3	0
Voter Turnout - Total	23.85%		

## Mayor City of Tucson

Vote For 1

	TOTAL	Mail & Early	PROV
ROMERO, REGINA (DEM)	93	93	0
WITTENBRAKER, JANET "JL" (REP)	78	78	0
KERSCHEN, ARTHUR (LBT)	4	4	0
ACKERLEY, ED (IND)	9	9	0
Write-In Totals	0	0	0
Overvotes	0	0	0
Undervotes	1	1	0
Contest Totals	185	185	0

## Council Member Ward 1 City of Tucson

Vote For 1

	TOTAL	Mail & Early	PROV
SANTA CRUZ, LANE (DEM)	97	97	0
LEM, VICTORIA (REP)	83	83	0
Write-In Totals	0	0	0
Overvotes	0	0	0
Undervotes	5	5	0
Contest Totals	185	185	0

## Consolidated Elections

November 7, 2023

Pima County

032

## Council Member Ward 2 City of Tucson

Vote For 1

	TOTAL	Mail & Early	PROV
CUNNINGHAM, PAUL (DEM)	99	99	0
SHACK, ERNIE (REP)	75	75	0
SPICER, PENDLETON "PENNY" (LBT)	8	8	0
Write-In Totals	0	0	0
Overvotes	0	0	0
Undervotes	3	3	0
Contest Totals	185	185	0

## Council Member Ward 4 City of Tucson

Vote For 1

	TOTAL	Mail & Early	PROV
LEE, NIKKI (DEM)	102	102	0
KAPLOWITCH, ROSS (REP)	75	75	0
Write-In Totals	0	0	0
Overvotes	0	0	0
Undervotes	8	8	0
Contest Totals	185	185	0

## PROPOSITION 413 City of Tucson

Vote For 1

	TOTAL	Mail & Early	PROV
Yes	56	56	0
No	116	116	0
Overvotes	0	0	0
Undervotes	13	13	0
Contest Totals	185	185	0

STATEMENT OF VOTES CAST

Consolidated Elections

November 7, 2023

OFFICIAL RESULTS

Pima County

032

PROPOSITION 497 - Flowing Wells Unified School District No. 8

Vote For 1

---

	TOTAL	Mail & Early	PROV
Budget Increase, Yes	571	571	0
Budget Increase, No	316	316	0
Overvotes	0	0	0
Undervotes	5	5	0
Contest Totals	892	892	0



## Consolidated Elections

November 7, 2023

Pima County

033

## STATISTICS

	TOTAL	Mail & Early	PROV
Registered Voters - Total	2,448		
Ballots Cast - Total	934	934	0
Ballots Cast - Blank	1	1	0
Voter Turnout - Total	38.15%		

## Mayor City of Tucson

Vote For 1

	TOTAL	Mail & Early	PROV
ROMERO, REGINA (DEM)	509	509	0
WITTENBRAKER, JANET "JL" (REP)	248	248	0
KERSCHEN, ARTHUR (LBT)	11	11	0
ACKERLEY, ED (IND)	81	81	0
Write-In Totals	2	2	0
Overvotes	0	0	0
Undervotes	8	8	0
Contest Totals	859	859	0

## Council Member Ward 1 City of Tucson

Vote For 1

	TOTAL	Mail & Early	PROV
SANTA CRUZ, LANE (DEM)	516	516	0
LEM, VICTORIA (REP)	316	316	0
Write-In Totals	2	2	0
Overvotes	0	0	0
Undervotes	25	25	0
Contest Totals	859	859	0

## STATEMENT OF VOTES CAST

OFFICIAL RESULTS

## Consolidated Elections

November 7, 2023

Pima County

033

## Council Member Ward 2 City of Tucson

Vote For 1

	TOTAL	Mail & Early	PROV
CUNNINGHAM, PAUL (DEM)	526	526	0
SHACK, ERNIE (REP)	258	258	0
SPICER, PENDLETON "PENNY" (LBT)	32	32	0
Write-In Totals	1	1	0
Overvotes	1	1	0
Undervotes	41	41	0
Contest Totals	859	859	0

## Council Member Ward 4 City of Tucson

Vote For 1

	TOTAL	Mail & Early	PROV
LEE, NIKKI (DEM)	535	535	0
KAPLOWITCH, ROSS (REP)	271	271	0
Write-In Totals	0	0	0
Overvotes	0	0	0
Undervotes	53	53	0
Contest Totals	859	859	0

## PROPOSITION 413 City of Tucson

Vote For 1

	TOTAL	Mail & Early	PROV
Yes	456	456	0
No	378	378	0
Overvotes	0	0	0
Undervotes	25	25	0
Contest Totals	859	859	0

STATEMENT OF VOTES CAST

Consolidated Elections

November 7, 2023

OFFICIAL RESULTS

Pima County

033

PROPOSITION 496 - Tucson Unified School District (TUSD) No. 1

Vote For 1

---

	TOTAL	Mail & Early	PROV
Bond Approval, Yes	585	585	0
Bond Approval, No	318	318	0
Overvotes	0	0	0
Undervotes	31	31	0
Contest Totals	934	934	0

STATEMENT OF VOTES CAST

Consolidated Elections

November 7, 2023

Pima County

034

STATISTICS

	TOTAL	Mail & Early	PROV
Registered Voters - Total	1,521		
Ballots Cast - Total	400	400	0
Ballots Cast - Blank	0	0	0
Voter Turnout - Total	26.30%		

Mayor City of Tucson

Vote For 1

	TOTAL	Mail & Early	PROV
ROMERO, REGINA (DEM)	213	213	0
WITTENBRAKER, JANET "JL" (REP)	153	153	0
KERSCHEN, ARTHUR (LBT)	5	5	0
ACKERLEY, ED (IND)	25	25	0
Write-In Totals	1	1	0
Overvotes	0	0	0
Undervotes	3	3	0
Contest Totals	400	400	0

Council Member Ward 1 City of Tucson

Vote For 1

	TOTAL	Mail & Early	PROV
SANTA CRUZ, LANE (DEM)	217	217	0
LEM, VICTORIA (REP)	173	173	0
Write-In Totals	1	1	0
Overvotes	0	0	0
Undervotes	9	9	0
Contest Totals	400	400	0

STATEMENT OF VOTES CAST

Consolidated Elections

November 7, 2023

Pima County

034

Council Member Ward 2 City of Tucson

Vote For 1

	TOTAL	Mail & Early	PROV
CUNNINGHAM, PAUL (DEM)	214	214	0
SHACK, ERNIE (REP)	156	156	0
SPICER, PENDLETON "PENNY" (LBT)	17	17	0
Write-In Totals	3	3	0
Overvotes	0	0	0
Undervotes	10	10	0
Contest Totals	400	400	0

Council Member Ward 4 City of Tucson

Vote For 1

	TOTAL	Mail & Early	PROV
LEE, NIKKI (DEM)	218	218	0
KAPLOWITCH, ROSS (REP)	172	172	0
Write-In Totals	1	1	0
Overvotes	0	0	0
Undervotes	9	9	0
Contest Totals	400	400	0

PROPOSITION 413 City of Tucson

Vote For 1

	TOTAL	Mail & Early	PROV
Yes	136	136	0
No	239	239	0
Overvotes	0	0	0
Undervotes	25	25	0
Contest Totals	400	400	0

STATEMENT OF VOTES CAST

Consolidated Elections

November 7, 2023

OFFICIAL RESULTS

Pima County

034

PROPOSITION 497 - Flowing Wells Unified School District No. 8

Vote For 1

---

	TOTAL	Mail & Early	PROV
Budget Increase, Yes	162	162	0
Budget Increase, No	91	91	0
Overvotes	0	0	0
Undervotes	8	8	0
Contest Totals	261	261	0

STATEMENT OF VOTES CAST

Consolidated Elections

November 7, 2023

Pima County

035

STATISTICS

	TOTAL	Mail & Early	PROV
Registered Voters - Total	0		
Ballots Cast - Total	0	0	0
Ballots Cast - Blank	0	0	0
Voter Turnout - Total	0.00%		

PROPOSITION 497 - Flowing Wells Unified School District No. 8

Vote For 1

	TOTAL	Mail & Early	PROV
Budget Increase, Yes	0	0	0
Budget Increase, No	0	0	0
Overvotes	0	0	0
Undervotes	0	0	0
Contest Totals	0	0	0

STATEMENT OF VOTES CAST

Consolidated Elections

November 7, 2023

Pima County

036

STATISTICS

	TOTAL	Mail & Early	PROV
Registered Voters - Total	4,346		
Ballots Cast - Total	913	913	0
Ballots Cast - Blank	0	0	0
Voter Turnout - Total	21.01%		

Mayor City of Tucson

Vote For 1

	TOTAL	Mail & Early	PROV
ROMERO, REGINA (DEM)	511	511	0
WITTENBRAKER, JANET "JL" (REP)	325	325	0
KERSCHEN, ARTHUR (LBT)	10	10	0
ACKERLEY, ED (IND)	56	56	0
Write-In Totals	3	3	0
Overvotes	2	2	0
Undervotes	6	6	0
Contest Totals	913	913	0

Council Member Ward 1 City of Tucson

Vote For 1

	TOTAL	Mail & Early	PROV
SANTA CRUZ, LANE (DEM)	518	518	0
LEM, VICTORIA (REP)	369	369	0
Write-In Totals	2	2	0
Overvotes	0	0	0
Undervotes	24	24	0
Contest Totals	913	913	0



STATEMENT OF VOTES CAST

Consolidated Elections

November 7, 2023

Pima County

036

Council Member Ward 2 City of Tucson

Vote For 1

	TOTAL	Mail & Early	PROV
CUNNINGHAM, PAUL (DEM)	526	526	0
SHACK, ERNIE (REP)	316	316	0
SPICER, PENDLETON "PENNY" (LBT)	43	43	0
Write-In Totals	1	1	0
Overvotes	2	2	0
Undervotes	25	25	0
Contest Totals	913	913	0

Council Member Ward 4 City of Tucson

Vote For 1

	TOTAL	Mail & Early	PROV
LEE, NIKKI (DEM)	538	538	0
KAPLOWITCH, ROSS (REP)	335	335	0
Write-In Totals	2	2	0
Overvotes	0	0	0
Undervotes	38	38	0
Contest Totals	913	913	0

PROPOSITION 413 City of Tucson

Vote For 1

	TOTAL	Mail & Early	PROV
Yes	346	346	0
No	513	513	0
Overvotes	0	0	0
Undervotes	54	54	0
Contest Totals	913	913	0

STATEMENT OF VOTES CAST

Consolidated Elections

November 7, 2023

OFFICIAL RESULTS

Pima County

036

PROPOSITION 497 - Flowing Wells Unified School District No. 8

Vote For 1

---

	TOTAL	Mail & Early	PROV
Budget Increase, Yes	286	286	0
Budget Increase, No	221	221	0
Overvotes	1	1	0
Undervotes	20	20	0
Contest Totals	528	528	0

## Consolidated Elections

November 7, 2023

Pima County

037

## STATISTICS

	TOTAL	Mail & Early	PROV
Registered Voters - Total	1,370		
Ballots Cast - Total	311	311	0
Ballots Cast - Blank	0	0	0
Voter Turnout - Total	22.70%		

## Mayor City of Tucson

Vote For 1

	TOTAL	Mail & Early	PROV
ROMERO, REGINA (DEM)	238	238	0
WITTENBRAKER, JANET "JL" (REP)	59	59	0
KERSCHEN, ARTHUR (LBT)	2	2	0
ACKERLEY, ED (IND)	9	9	0
Write-In Totals	1	1	0
Overvotes	0	0	0
Undervotes	2	2	0
Contest Totals	311	311	0

## Council Member Ward 1 City of Tucson

Vote For 1

	TOTAL	Mail & Early	PROV
SANTA CRUZ, LANE (DEM)	231	231	0
LEM, VICTORIA (REP)	73	73	0
Write-In Totals	0	0	0
Overvotes	0	0	0
Undervotes	7	7	0
Contest Totals	311	311	0

STATEMENT OF VOTES CAST

Consolidated Elections

November 7, 2023

Pima County

037

Council Member Ward 2 City of Tucson

Vote For 1

	TOTAL	Mail & Early	PROV
CUNNINGHAM, PAUL (DEM)	235	235	0
SHACK, ERNIE (REP)	54	54	0
SPICER, PENDLETON "PENNY" (LBT)	12	12	0
Write-In Totals	0	0	0
Overvotes	0	0	0
Undervotes	10	10	0
Contest Totals	311	311	0

Council Member Ward 4 City of Tucson

Vote For 1

	TOTAL	Mail & Early	PROV
LEE, NIKKI (DEM)	240	240	0
KAPLOWITCH, ROSS (REP)	61	61	0
Write-In Totals	0	0	0
Overvotes	0	0	0
Undervotes	10	10	0
Contest Totals	311	311	0

PROPOSITION 413 City of Tucson

Vote For 1

	TOTAL	Mail & Early	PROV
Yes	159	159	0
No	144	144	0
Overvotes	0	0	0
Undervotes	8	8	0
Contest Totals	311	311	0

STATEMENT OF VOTES CAST

Consolidated Elections

November 7, 2023

OFFICIAL RESULTS

Pima County

037

PROPOSITION 496 - Tucson Unified School District (TUSD) No. 1

Vote For 1

---

	TOTAL	Mail & Early	PROV
Bond Approval, Yes	197	197	0
Bond Approval, No	103	103	0
Overvotes	0	0	0
Undervotes	11	11	0
Contest Totals	311	311	0

## Consolidated Elections

November 7, 2023

Pima County

038

## STATISTICS

	TOTAL	Mail & Early	PROV
Registered Voters - Total	2,245		
Ballots Cast - Total	639	639	0
Ballots Cast - Blank	0	0	0
Voter Turnout - Total	28.46%		

## Mayor City of Tucson

Vote For 1

	TOTAL	Mail & Early	PROV
ROMERO, REGINA (DEM)	379	379	0
WITTENBRAKER, JANET "JL" (REP)	194	194	0
KERSCHEN, ARTHUR (LBT)	8	8	0
ACKERLEY, ED (IND)	50	50	0
Write-In Totals	0	0	0
Overvotes	1	1	0
Undervotes	7	7	0
Contest Totals	639	639	0

## Council Member Ward 1 City of Tucson

Vote For 1

	TOTAL	Mail & Early	PROV
SANTA CRUZ, LANE (DEM)	386	386	0
LEM, VICTORIA (REP)	238	238	0
Write-In Totals	1	1	0
Overvotes	0	0	0
Undervotes	14	14	0
Contest Totals	639	639	0

STATEMENT OF VOTES CAST

Consolidated Elections

November 7, 2023

Pima County

038

Council Member Ward 2 City of Tucson

Vote For 1

	TOTAL	Mail & Early	PROV
CUNNINGHAM, PAUL (DEM)	385	385	0
SHACK, ERNIE (REP)	204	204	0
SPICER, PENDLETON "PENNY" (LBT)	30	30	0
Write-In Totals	2	2	0
Overvotes	0	0	0
Undervotes	18	18	0
Contest Totals	639	639	0

Council Member Ward 4 City of Tucson

Vote For 1

	TOTAL	Mail & Early	PROV
LEE, NIKKI (DEM)	404	404	0
KAPLOWITCH, ROSS (REP)	214	214	0
Write-In Totals	1	1	0
Overvotes	0	0	0
Undervotes	20	20	0
Contest Totals	639	639	0

PROPOSITION 413 City of Tucson

Vote For 1

	TOTAL	Mail & Early	PROV
Yes	258	258	0
No	343	343	0
Overvotes	0	0	0
Undervotes	38	38	0
Contest Totals	639	639	0

## Consolidated Elections

November 7, 2023

Pima County

039

## STATISTICS

	TOTAL	Mail & Early	PROV
Registered Voters - Total	3,556		
Ballots Cast - Total	1,662	1,662	0
Ballots Cast - Blank	1	1	0
Voter Turnout - Total	46.74%		

## Mayor City of Tucson

Vote For 1

	TOTAL	Mail & Early	PROV
ROMERO, REGINA (DEM)	610	610	0
WITTENBRAKER, JANET "JL" (REP)	807	807	0
KERSCHEN, ARTHUR (LBT)	24	24	0
ACKERLEY, ED (IND)	103	103	0
Write-In Totals	2	2	0
Overvotes	0	0	0
Undervotes	8	8	0
Contest Totals	1,554	1,554	0

## Council Member Ward 1 City of Tucson

Vote For 1

	TOTAL	Mail & Early	PROV
SANTA CRUZ, LANE (DEM)	605	605	0
LEM, VICTORIA (REP)	911	911	0
Write-In Totals	0	0	0
Overvotes	0	0	0
Undervotes	38	38	0
Contest Totals	1,554	1,554	0



## STATEMENT OF VOTES CAST

OFFICIAL RESULTS

## Consolidated Elections

November 7, 2023

Pima County

039

## Council Member Ward 2 City of Tucson

Vote For 1

	TOTAL	Mail & Early	PROV
CUNNINGHAM, PAUL (DEM)	640	640	0
SHACK, ERNIE (REP)	824	824	0
SPICER, PENDLETON "PENNY" (LBT)	53	53	0
Write-In Totals	0	0	0
Overvotes	0	0	0
Undervotes	37	37	0
Contest Totals	1,554	1,554	0

## Council Member Ward 4 City of Tucson

Vote For 1

	TOTAL	Mail & Early	PROV
LEE, NIKKI (DEM)	659	659	0
KAPLOWITCH, ROSS (REP)	837	837	0
Write-In Totals	4	4	0
Overvotes	0	0	0
Undervotes	54	54	0
Contest Totals	1,554	1,554	0

## PROPOSITION 413 City of Tucson

Vote For 1

	TOTAL	Mail & Early	PROV
Yes	567	567	0
No	944	944	0
Overvotes	0	0	0
Undervotes	43	43	0
Contest Totals	1,554	1,554	0

STATEMENT OF VOTES CAST

Consolidated Elections

November 7, 2023

OFFICIAL RESULTS

Pima County

039

PROPOSITION 496 - Tucson Unified School District (TUSD) No. 1

Vote For 1

---

	TOTAL	Mail & Early	PROV
Bond Approval, Yes	619	619	0
Bond Approval, No	940	940	0
Overvotes	1	1	0
Undervotes	49	49	0
Contest Totals	1,609	1,609	0

## Consolidated Elections

November 7, 2023

Pima County

041

## STATISTICS

	TOTAL	Mail & Early	PROV
Registered Voters - Total	7,645		
Ballots Cast - Total	1,275	1,275	0
Ballots Cast - Blank	0	0	0
Voter Turnout - Total	16.68%		

## PROPOSITION 400 - Altar Valley Elementary School District No. 51

Vote For 1

	TOTAL	Mail & Early	PROV
Budget Override Continuation, Yes	13	13	0
Budget Override Continuation, No	13	13	0
Overvotes	0	0	0
Undervotes	0	0	0
Contest Totals	26	26	0

## PROPOSITION 496 - Tucson Unified School District (TUSD) No. 1

Vote For 1

	TOTAL	Mail & Early	PROV
Bond Approval, Yes	666	666	0
Bond Approval, No	583	583	0
Overvotes	0	0	0
Undervotes	0	0	0
Contest Totals	1,249	1,249	0

STATEMENT OF VOTES CAST

Consolidated Elections

November 7, 2023

Pima County

042

STATISTICS

	TOTAL	Mail & Early	PROV
Registered Voters - Total	3,991		
Ballots Cast - Total	1,013	1,013	0
Ballots Cast - Blank	0	0	0
Voter Turnout - Total	25.38%		

Mayor City of Tucson

Vote For 1

	TOTAL	Mail & Early	PROV
ROMERO, REGINA (DEM)	765	765	0
WITTENBRAKER, JANET "JL" (REP)	151	151	0
KERSCHEN, ARTHUR (LBT)	6	6	0
ACKERLEY, ED (IND)	64	64	0
Write-In Totals	7	7	0
Overvotes	0	0	0
Undervotes	20	20	0
Contest Totals	1,013	1,013	0

Council Member Ward 1 City of Tucson

Vote For 1

	TOTAL	Mail & Early	PROV
SANTA CRUZ, LANE (DEM)	784	784	0
LEM, VICTORIA (REP)	185	185	0
Write-In Totals	6	6	0
Overvotes	0	0	0
Undervotes	38	38	0
Contest Totals	1,013	1,013	0

STATEMENT OF VOTES CAST

Consolidated Elections

November 7, 2023

Pima County

042

Council Member Ward 2 City of Tucson

Vote For 1

	TOTAL	Mail & Early	PROV
CUNNINGHAM, PAUL (DEM)	783	783	0
SHACK, ERNIE (REP)	159	159	0
SPICER, PENDLETON "PENNY" (LBT)	38	38	0
Write-In Totals	5	5	0
Overvotes	0	0	0
Undervotes	28	28	0
Contest Totals	1,013	1,013	0

Council Member Ward 4 City of Tucson

Vote For 1

	TOTAL	Mail & Early	PROV
LEE, NIKKI (DEM)	797	797	0
KAPLOWITCH, ROSS (REP)	167	167	0
Write-In Totals	4	4	0
Overvotes	0	0	0
Undervotes	45	45	0
Contest Totals	1,013	1,013	0

PROPOSITION 413 City of Tucson

Vote For 1

	TOTAL	Mail & Early	PROV
Yes	660	660	0
No	330	330	0
Overvotes	0	0	0
Undervotes	23	23	0
Contest Totals	1,013	1,013	0

STATEMENT OF VOTES CAST

Consolidated Elections

November 7, 2023

OFFICIAL RESULTS

Pima County

042

PROPOSITION 496 - Tucson Unified School District (TUSD) No. 1

Vote For 1

---

	TOTAL	Mail & Early	PROV
Bond Approval, Yes	745	745	0
Bond Approval, No	235	235	0
Overvotes	1	1	0
Undervotes	32	32	0
Contest Totals	1,013	1,013	0

## Consolidated Elections

November 7, 2023

Pima County

43

## STATISTICS

	TOTAL	Mail & Early	PROV
Registered Voters - Total	1,558		
Ballots Cast - Total	304	304	0
Ballots Cast - Blank	0	0	0
Voter Turnout - Total	19.51%		

## Mayor City of Tucson

Vote For 1

	TOTAL	Mail & Early	PROV
ROMERO, REGINA (DEM)	216	216	0
WITTENBRAKER, JANET "JL" (REP)	65	65	0
KERSCHEN, ARTHUR (LBT)	8	8	0
ACKERLEY, ED (IND)	12	12	0
Write-In Totals	0	0	0
Overvotes	0	0	0
Undervotes	3	3	0
Contest Totals	304	304	0

## Council Member Ward 1 City of Tucson

Vote For 1

	TOTAL	Mail & Early	PROV
SANTA CRUZ, LANE (DEM)	219	219	0
LEM, VICTORIA (REP)	79	79	0
Write-In Totals	0	0	0
Overvotes	0	0	0
Undervotes	6	6	0
Contest Totals	304	304	0

## Consolidated Elections

November 7, 2023

Pima County

43

## Council Member Ward 2 City of Tucson

Vote For 1

	TOTAL	Mail & Early	PROV
CUNNINGHAM, PAUL (DEM)	223	223	0
SHACK, ERNIE (REP)	60	60	0
SPICER, PENDLETON "PENNY" (LBT)	13	13	0
Write-In Totals	1	1	0
Overvotes	0	0	0
Undervotes	7	7	0
Contest Totals	304	304	0

## Council Member Ward 4 City of Tucson

Vote For 1

	TOTAL	Mail & Early	PROV
LEE, NIKKI (DEM)	230	230	0
KAPLOWITCH, ROSS (REP)	66	66	0
Write-In Totals	1	1	0
Overvotes	0	0	0
Undervotes	7	7	0
Contest Totals	304	304	0

## PROPOSITION 413 City of Tucson

Vote For 1

	TOTAL	Mail & Early	PROV
Yes	154	154	0
No	141	141	0
Overvotes	0	0	0
Undervotes	9	9	0
Contest Totals	304	304	0



STATEMENT OF VOTES CAST

Consolidated Elections

November 7, 2023

OFFICIAL RESULTS

Pima County

43

PROPOSITION 496 - Tucson Unified School District (TUSD) No. 1

Vote For 1

---

	TOTAL	Mail & Early	PROV
Bond Approval, Yes	183	183	0
Bond Approval, No	103	103	0
Overvotes	0	0	0
Undervotes	18	18	0
Contest Totals	304	304	0

## Consolidated Elections

November 7, 2023

Pima County

044

## STATISTICS

	TOTAL	Mail & Early	PROV
Registered Voters - Total	2,210		
Ballots Cast - Total	634	634	0
Ballots Cast - Blank	0	0	0
Voter Turnout - Total	28.69%		

## Mayor City of Tucson

Vote For 1

	TOTAL	Mail & Early	PROV
ROMERO, REGINA (DEM)	511	511	0
WITTENBRAKER, JANET "JL" (REP)	61	61	0
KERSCHEN, ARTHUR (LBT)	5	5	0
ACKERLEY, ED (IND)	45	45	0
Write-In Totals	8	8	0
Overvotes	0	0	0
Undervotes	4	4	0
Contest Totals	634	634	0

## Council Member Ward 1 City of Tucson

Vote For 1

	TOTAL	Mail & Early	PROV
SANTA CRUZ, LANE (DEM)	529	529	0
LEM, VICTORIA (REP)	86	86	0
Write-In Totals	6	6	0
Overvotes	0	0	0
Undervotes	13	13	0
Contest Totals	634	634	0

STATEMENT OF VOTES CAST

Consolidated Elections

November 7, 2023

Pima County

044

Council Member Ward 2 City of Tucson

Vote For 1

	TOTAL	Mail & Early	PROV
CUNNINGHAM, PAUL (DEM)	525	525	0
SHACK, ERNIE (REP)	62	62	0
SPICER, PENDLETON "PENNY" (LBT)	25	25	0
Write-In Totals	8	8	0
Overvotes	0	0	0
Undervotes	14	14	0
Contest Totals	634	634	0

Council Member Ward 4 City of Tucson

Vote For 1

	TOTAL	Mail & Early	PROV
LEE, NIKKI (DEM)	530	530	0
KAPLOWITCH, ROSS (REP)	76	76	0
Write-In Totals	4	4	0
Overvotes	0	0	0
Undervotes	24	24	0
Contest Totals	634	634	0

PROPOSITION 413 City of Tucson

Vote For 1

	TOTAL	Mail & Early	PROV
Yes	451	451	0
No	165	165	0
Overvotes	2	2	0
Undervotes	16	16	0
Contest Totals	634	634	0

STATEMENT OF VOTES CAST

Consolidated Elections

November 7, 2023

OFFICIAL RESULTS

Pima County

044

PROPOSITION 496 - Tucson Unified School District (TUSD) No. 1

Vote For 1

---

	TOTAL	Mail & Early	PROV
Bond Approval, Yes	497	497	0
Bond Approval, No	117	117	0
Overvotes	0	0	0
Undervotes	20	20	0
Contest Totals	634	634	0

## Consolidated Elections

November 7, 2023

Pima County

045

## STATISTICS

	TOTAL	Mail & Early	PROV
Registered Voters - Total	1,971		
Ballots Cast - Total	763	763	0
Ballots Cast - Blank	0	0	0
Voter Turnout - Total	38.71%		

## Mayor City of Tucson

Vote For 1

	TOTAL	Mail & Early	PROV
ROMERO, REGINA (DEM)	619	619	0
WITTENBRAKER, JANET "JL" (REP)	81	81	0
KERSCHEN, ARTHUR (LBT)	11	11	0
ACKERLEY, ED (IND)	31	31	0
Write-In Totals	5	5	0
Overvotes	0	0	0
Undervotes	16	16	0
Contest Totals	763	763	0

## Council Member Ward 1 City of Tucson

Vote For 1

	TOTAL	Mail & Early	PROV
SANTA CRUZ, LANE (DEM)	620	620	0
LEM, VICTORIA (REP)	109	109	0
Write-In Totals	9	9	0
Overvotes	0	0	0
Undervotes	25	25	0
Contest Totals	763	763	0

STATEMENT OF VOTES CAST

Consolidated Elections

November 7, 2023

Pima County

045

Council Member Ward 2 City of Tucson

Vote For 1

	TOTAL	Mail & Early	PROV
CUNNINGHAM, PAUL (DEM)	624	624	0
SHACK, ERNIE (REP)	87	87	0
SPICER, PENDLETON "PENNY" (LBT)	25	25	0
Write-In Totals	4	4	0
Overvotes	1	1	0
Undervotes	22	22	0
Contest Totals	763	763	0

Council Member Ward 4 City of Tucson

Vote For 1

	TOTAL	Mail & Early	PROV
LEE, NIKKI (DEM)	627	627	0
KAPLOWITCH, ROSS (REP)	91	91	0
Write-In Totals	4	4	0
Overvotes	0	0	0
Undervotes	41	41	0
Contest Totals	763	763	0

PROPOSITION 413 City of Tucson

Vote For 1

	TOTAL	Mail & Early	PROV
Yes	553	553	0
No	193	193	0
Overvotes	0	0	0
Undervotes	17	17	0
Contest Totals	763	763	0

STATEMENT OF VOTES CAST

Consolidated Elections

November 7, 2023

Pima County

045

PROPOSITION 496 - Tucson Unified School District (TUSD) No. 1

Vote For 1

	TOTAL	Mail & Early	PROV
Bond Approval, Yes	596	596	0
Bond Approval, No	138	138	0
Overvotes	0	0	0
Undervotes	29	29	0
Contest Totals	763	763	0

STATEMENT OF VOTES CAST

Consolidated Elections

November 7, 2023

Pima County

047

STATISTICS

	TOTAL	Mail & Early	PROV
Registered Voters - Total	3,968		
Ballots Cast - Total	632	632	0
Ballots Cast - Blank	2	2	0
Voter Turnout - Total	15.93%		

Mayor City of Tucson

Vote For 1

	TOTAL	Mail & Early	PROV
ROMERO, REGINA (DEM)	270	270	0
WITTENBRAKER, JANET "JL" (REP)	63	63	0
KERSCHEN, ARTHUR (LBT)	4	4	0
ACKERLEY, ED (IND)	20	20	0
Write-In Totals	0	0	0
Overvotes	0	0	0
Undervotes	5	5	0
Contest Totals	362	362	0

Council Member Ward 1 City of Tucson

Vote For 1

	TOTAL	Mail & Early	PROV
SANTA CRUZ, LANE (DEM)	270	270	0
LEM, VICTORIA (REP)	87	87	0
Write-In Totals	1	1	0
Overvotes	0	0	0
Undervotes	4	4	0
Contest Totals	362	362	0



STATEMENT OF VOTES CAST

Consolidated Elections

November 7, 2023

Pima County

047

Council Member Ward 2 City of Tucson

Vote For 1

	TOTAL	Mail & Early	PROV
CUNNINGHAM, PAUL (DEM)	263	263	0
SHACK, ERNIE (REP)	70	70	0
SPICER, PENDLETON "PENNY" (LBT)	16	16	0
Write-In Totals	0	0	0
Overvotes	0	0	0
Undervotes	13	13	0
Contest Totals	362	362	0

Council Member Ward 4 City of Tucson

Vote For 1

	TOTAL	Mail & Early	PROV
LEE, NIKKI (DEM)	280	280	0
KAPLOWITCH, ROSS (REP)	72	72	0
Write-In Totals	0	0	0
Overvotes	0	0	0
Undervotes	10	10	0
Contest Totals	362	362	0

PROPOSITION 413 City of Tucson

Vote For 1

	TOTAL	Mail & Early	PROV
Yes	170	170	0
No	181	181	0
Overvotes	0	0	0
Undervotes	11	11	0
Contest Totals	362	362	0

STATEMENT OF VOTES CAST

Consolidated Elections

November 7, 2023

OFFICIAL RESULTS

Pima County

047

PROPOSITION 496 - Tucson Unified School District (TUSD) No. 1

Vote For 1

---

	TOTAL	Mail & Early	PROV
Bond Approval, Yes	382	382	0
Bond Approval, No	232	232	0
Overvotes	0	0	0
Undervotes	18	18	0
Contest Totals	632	632	0

## Consolidated Elections

November 7, 2023

Pima County

048

## STATISTICS

	TOTAL	Mail & Early	PROV
Registered Voters - Total	2,958		
Ballots Cast - Total	432	432	0
Ballots Cast - Blank	0	0	0
Voter Turnout - Total	14.60%		

## Mayor City of Tucson

Vote For 1

	TOTAL	Mail & Early	PROV
ROMERO, REGINA (DEM)	141	141	0
WITTENBRAKER, JANET "JL" (REP)	90	90	0
KERSCHEN, ARTHUR (LBT)	4	4	0
ACKERLEY, ED (IND)	18	18	0
Write-In Totals	0	0	0
Overvotes	1	1	0
Undervotes	3	3	0
Contest Totals	257	257	0

## Council Member Ward 1 City of Tucson

Vote For 1

	TOTAL	Mail & Early	PROV
SANTA CRUZ, LANE (DEM)	142	142	0
LEM, VICTORIA (REP)	103	103	0
Write-In Totals	1	1	0
Overvotes	0	0	0
Undervotes	11	11	0
Contest Totals	257	257	0

STATEMENT OF VOTES CAST

Consolidated Elections

November 7, 2023

Pima County

048

Council Member Ward 2 City of Tucson

Vote For 1

	TOTAL	Mail & Early	PROV
CUNNINGHAM, PAUL (DEM)	144	144	0
SHACK, ERNIE (REP)	95	95	0
SPICER, PENDLETON "PENNY" (LBT)	9	9	0
Write-In Totals	0	0	0
Overvotes	0	0	0
Undervotes	9	9	0
Contest Totals	257	257	0

Council Member Ward 4 City of Tucson

Vote For 1

	TOTAL	Mail & Early	PROV
LEE, NIKKI (DEM)	145	145	0
KAPLOWITCH, ROSS (REP)	100	100	0
Write-In Totals	0	0	0
Overvotes	0	0	0
Undervotes	12	12	0
Contest Totals	257	257	0

PROPOSITION 413 City of Tucson

Vote For 1

	TOTAL	Mail & Early	PROV
Yes	95	95	0
No	158	158	0
Overvotes	0	0	0
Undervotes	4	4	0
Contest Totals	257	257	0

048

PROPOSITION 498 - Sunnyside Unified School District No. 12

Vote For 1

	TOTAL	Mail & Early	PROV
Budget Increase, Yes	247	247	0
Budget Increase, No	176	176	0
Overvotes	1	1	0
Undervotes	8	8	0
Contest Totals	432	432	0

PROPOSITION 499 - Sunnyside Unified School District No. 12

Vote For 1

	TOTAL	Mail & Early	PROV
Budget Increase, Yes	239	239	0
Budget Increase, No	183	183	0
Overvotes	0	0	0
Undervotes	10	10	0
Contest Totals	432	432	0

## Consolidated Elections

November 7, 2023

Pima County

049

## STATISTICS

	TOTAL	Mail & Early	PROV
Registered Voters - Total	1,770		
Ballots Cast - Total	596	596	0
Ballots Cast - Blank	1	1	0
Voter Turnout - Total	33.67%		

## Mayor City of Tucson

Vote For 1

	TOTAL	Mail & Early	PROV
ROMERO, REGINA (DEM)	220	220	0
WITTENBRAKER, JANET "JL" (REP)	316	316	0
KERSCHEN, ARTHUR (LBT)	9	9	0
ACKERLEY, ED (IND)	45	45	0
Write-In Totals	1	1	0
Overvotes	0	0	0
Undervotes	5	5	0
Contest Totals	596	596	0

## Council Member Ward 1 City of Tucson

Vote For 1

	TOTAL	Mail & Early	PROV
SANTA CRUZ, LANE (DEM)	237	237	0
LEM, VICTORIA (REP)	347	347	0
Write-In Totals	1	1	0
Overvotes	0	0	0
Undervotes	11	11	0
Contest Totals	596	596	0

STATEMENT OF VOTES CAST

Consolidated Elections

November 7, 2023

Pima County

049

Council Member Ward 2 City of Tucson

Vote For 1

	TOTAL	Mail & Early	PROV
CUNNINGHAM, PAUL (DEM)	240	240	0
SHACK, ERNIE (REP)	321	321	0
SPICER, PENDLETON "PENNY" (LBT)	25	25	0
Write-In Totals	0	0	0
Overvotes	0	0	0
Undervotes	10	10	0
Contest Totals	596	596	0

Council Member Ward 4 City of Tucson

Vote For 1

	TOTAL	Mail & Early	PROV
LEE, NIKKI (DEM)	259	259	0
KAPLOWITCH, ROSS (REP)	323	323	0
Write-In Totals	2	2	0
Overvotes	0	0	0
Undervotes	12	12	0
Contest Totals	596	596	0

PROPOSITION 413 City of Tucson

Vote For 1

	TOTAL	Mail & Early	PROV
Yes	192	192	0
No	375	375	0
Overvotes	0	0	0
Undervotes	29	29	0
Contest Totals	596	596	0

STATEMENT OF VOTES CAST

Consolidated Elections

November 7, 2023

Pima County

050

STATISTICS

	TOTAL	Mail & Early	PROV
Registered Voters - Total	2,521		
Ballots Cast - Total	510	510	0
Ballots Cast - Blank	0	0	0
Voter Turnout - Total	20.23%		

Mayor City of Tucson

Vote For 1

	TOTAL	Mail & Early	PROV
ROMERO, REGINA (DEM)	365	365	0
WITTENBRAKER, JANET "JL" (REP)	107	107	0
KERSCHEN, ARTHUR (LBT)	4	4	0
ACKERLEY, ED (IND)	24	24	0
Write-In Totals	1	1	0
Overvotes	2	2	0
Undervotes	7	7	0
Contest Totals	510	510	0

Council Member Ward 1 City of Tucson

Vote For 1

	TOTAL	Mail & Early	PROV
SANTA CRUZ, LANE (DEM)	381	381	0
LEM, VICTORIA (REP)	120	120	0
Write-In Totals	0	0	0
Overvotes	0	0	0
Undervotes	9	9	0
Contest Totals	510	510	0



STATEMENT OF VOTES CAST

Consolidated Elections

November 7, 2023

Pima County

050

Council Member Ward 2 City of Tucson

Vote For 1

	TOTAL	Mail & Early	PROV
CUNNINGHAM, PAUL (DEM)	383	383	0
SHACK, ERNIE (REP)	106	106	0
SPICER, PENDLETON "PENNY" (LBT)	13	13	0
Write-In Totals	0	0	0
Overvotes	1	1	0
Undervotes	7	7	0
Contest Totals	510	510	0

Council Member Ward 4 City of Tucson

Vote For 1

	TOTAL	Mail & Early	PROV
LEE, NIKKI (DEM)	392	392	0
KAPLOWITCH, ROSS (REP)	103	103	0
Write-In Totals	1	1	0
Overvotes	0	0	0
Undervotes	14	14	0
Contest Totals	510	510	0

PROPOSITION 413 City of Tucson

Vote For 1

	TOTAL	Mail & Early	PROV
Yes	255	255	0
No	247	247	0
Overvotes	0	0	0
Undervotes	8	8	0
Contest Totals	510	510	0

STATEMENT OF VOTES CAST

Consolidated Elections

November 7, 2023

OFFICIAL RESULTS

Pima County

050

PROPOSITION 496 - Tucson Unified School District (TUSD) No. 1

Vote For 1

---

	TOTAL	Mail & Early	PROV
Bond Approval, Yes	288	288	0
Bond Approval, No	204	204	0
Overvotes	0	0	0
Undervotes	18	18	0
Contest Totals	510	510	0

## Consolidated Elections

November 7, 2023

Pima County

051

## STATISTICS

	TOTAL	Mail & Early	PROV
Registered Voters - Total	2,023		
Ballots Cast - Total	386	386	0
Ballots Cast - Blank	0	0	0
Voter Turnout - Total	19.08%		

## Mayor City of Tucson

Vote For 1

	TOTAL	Mail & Early	PROV
ROMERO, REGINA (DEM)	279	279	0
WITTENBRAKER, JANET "JL" (REP)	66	66	0
KERSCHEN, ARTHUR (LBT)	4	4	0
ACKERLEY, ED (IND)	33	33	0
Write-In Totals	1	1	0
Overvotes	0	0	0
Undervotes	3	3	0
Contest Totals	386	386	0

## Council Member Ward 1 City of Tucson

Vote For 1

	TOTAL	Mail & Early	PROV
SANTA CRUZ, LANE (DEM)	288	288	0
LEM, VICTORIA (REP)	89	89	0
Write-In Totals	0	0	0
Overvotes	0	0	0
Undervotes	9	9	0
Contest Totals	386	386	0

STATEMENT OF VOTES CAST

Consolidated Elections

November 7, 2023

Pima County

051

Council Member Ward 2 City of Tucson

Vote For 1

	TOTAL	Mail & Early	PROV
CUNNINGHAM, PAUL (DEM)	300	300	0
SHACK, ERNIE (REP)	68	68	0
SPICER, PENDLETON "PENNY" (LBT)	9	9	0
Write-In Totals	0	0	0
Overvotes	0	0	0
Undervotes	9	9	0
Contest Totals	386	386	0

Council Member Ward 4 City of Tucson

Vote For 1

	TOTAL	Mail & Early	PROV
LEE, NIKKI (DEM)	299	299	0
KAPLOWITCH, ROSS (REP)	71	71	0
Write-In Totals	0	0	0
Overvotes	0	0	0
Undervotes	16	16	0
Contest Totals	386	386	0

PROPOSITION 413 City of Tucson

Vote For 1

	TOTAL	Mail & Early	PROV
Yes	180	180	0
No	196	196	0
Overvotes	0	0	0
Undervotes	10	10	0
Contest Totals	386	386	0

051

PROPOSITION 498 - Sunnyside Unified School District No. 12

Vote For 1

	TOTAL	Mail & Early	PROV
Budget Increase, Yes	257	257	0
Budget Increase, No	104	104	0
Overvotes	0	0	0
Undervotes	25	25	0
Contest Totals	386	386	0

PROPOSITION 499 - Sunnyside Unified School District No. 12

Vote For 1

	TOTAL	Mail & Early	PROV
Budget Increase, Yes	263	263	0
Budget Increase, No	113	113	0
Overvotes	0	0	0
Undervotes	10	10	0
Contest Totals	386	386	0

## Consolidated Elections

November 7, 2023

Pima County

052

## STATISTICS

	TOTAL	Mail & Early	PROV
Registered Voters - Total	2,354		
Ballots Cast - Total	469	469	0
Ballots Cast - Blank	0	0	0
Voter Turnout - Total	19.92%		

## Mayor City of Tucson

Vote For 1

	TOTAL	Mail & Early	PROV
ROMERO, REGINA (DEM)	307	307	0
WITTENBRAKER, JANET "JL" (REP)	112	112	0
KERSCHEN, ARTHUR (LBT)	6	6	0
ACKERLEY, ED (IND)	36	36	0
Write-In Totals	0	0	0
Overvotes	1	1	0
Undervotes	7	7	0
Contest Totals	469	469	0

## Council Member Ward 1 City of Tucson

Vote For 1

	TOTAL	Mail & Early	PROV
SANTA CRUZ, LANE (DEM)	316	316	0
LEM, VICTORIA (REP)	146	146	0
Write-In Totals	0	0	0
Overvotes	0	0	0
Undervotes	7	7	0
Contest Totals	469	469	0

STATEMENT OF VOTES CAST

Consolidated Elections

November 7, 2023

Pima County

052

Council Member Ward 2 City of Tucson

Vote For 1

	TOTAL	Mail & Early	PROV
CUNNINGHAM, PAUL (DEM)	334	334	0
SHACK, ERNIE (REP)	114	114	0
SPICER, PENDLETON "PENNY" (LBT)	12	12	0
Write-In Totals	0	0	0
Overvotes	0	0	0
Undervotes	9	9	0
Contest Totals	469	469	0

Council Member Ward 4 City of Tucson

Vote For 1

	TOTAL	Mail & Early	PROV
LEE, NIKKI (DEM)	345	345	0
KAPLOWITCH, ROSS (REP)	109	109	0
Write-In Totals	0	0	0
Overvotes	0	0	0
Undervotes	15	15	0
Contest Totals	469	469	0

PROPOSITION 413 City of Tucson

Vote For 1

	TOTAL	Mail & Early	PROV
Yes	202	202	0
No	256	256	0
Overvotes	0	0	0
Undervotes	11	11	0
Contest Totals	469	469	0

052

PROPOSITION 498 - Sunnyside Unified School District No. 12

Vote For 1

	TOTAL	Mail & Early	PROV
Budget Increase, Yes	298	298	0
Budget Increase, No	149	149	0
Overvotes	0	0	0
Undervotes	22	22	0
Contest Totals	469	469	0

PROPOSITION 499 - Sunnyside Unified School District No. 12

Vote For 1

	TOTAL	Mail & Early	PROV
Budget Increase, Yes	298	298	0
Budget Increase, No	159	159	0
Overvotes	0	0	0
Undervotes	12	12	0
Contest Totals	469	469	0



053

STATISTICS

	TOTAL	Mail & Early	PROV
Registered Voters - Total	6,011		
Ballots Cast - Total	1,061	1,061	0
Ballots Cast - Blank	0	0	0
Voter Turnout - Total	17.65%		

Mayor City of Tucson

Vote For 1

	TOTAL	Mail & Early	PROV
ROMERO, REGINA (DEM)	743	743	0
WITTENBRAKER, JANET "JL" (REP)	239	239	0
KERSCHEN, ARTHUR (LBT)	10	10	0
ACKERLEY, ED (IND)	57	57	0
Write-In Totals	1	1	0
Overvotes	2	2	0
Undervotes	9	9	0
Contest Totals	1,061	1,061	0

Council Member Ward 1 City of Tucson

Vote For 1

	TOTAL	Mail & Early	PROV
SANTA CRUZ, LANE (DEM)	760	760	0
LEM, VICTORIA (REP)	285	285	0
Write-In Totals	3	3	0
Overvotes	0	0	0
Undervotes	13	13	0
Contest Totals	1,061	1,061	0

STATEMENT OF VOTES CAST

Consolidated Elections

November 7, 2023

Pima County

053

Council Member Ward 2 City of Tucson

Vote For 1

	TOTAL	Mail & Early	PROV
CUNNINGHAM, PAUL (DEM)	740	740	0
SHACK, ERNIE (REP)	251	251	0
SPICER, PENDLETON "PENNY" (LBT)	45	45	0
Write-In Totals	1	1	0
Overvotes	1	1	0
Undervotes	23	23	0
Contest Totals	1,061	1,061	0

Council Member Ward 4 City of Tucson

Vote For 1

	TOTAL	Mail & Early	PROV
LEE, NIKKI (DEM)	756	756	0
KAPLOWITCH, ROSS (REP)	268	268	0
Write-In Totals	4	4	0
Overvotes	0	0	0
Undervotes	33	33	0
Contest Totals	1,061	1,061	0

PROPOSITION 413 City of Tucson

Vote For 1

	TOTAL	Mail & Early	PROV
Yes	462	462	0
No	573	573	0
Overvotes	0	0	0
Undervotes	26	26	0
Contest Totals	1,061	1,061	0

053

PROPOSITION 498 - Sunnyside Unified School District No. 12

Vote For 1

	TOTAL	Mail & Early	PROV
Budget Increase, Yes	677	677	0
Budget Increase, No	330	330	0
Overvotes	0	0	0
Undervotes	54	54	0
Contest Totals	1,061	1,061	0

PROPOSITION 499 - Sunnyside Unified School District No. 12

Vote For 1

	TOTAL	Mail & Early	PROV
Budget Increase, Yes	659	659	0
Budget Increase, No	370	370	0
Overvotes	0	0	0
Undervotes	32	32	0
Contest Totals	1,061	1,061	0

## Consolidated Elections

November 7, 2023

Pima County

054

## STATISTICS

	TOTAL	Mail & Early	PROV
Registered Voters - Total	2,752		
Ballots Cast - Total	526	526	0
Ballots Cast - Blank	0	0	0
Voter Turnout - Total	19.11%		

## Mayor City of Tucson

Vote For 1

	TOTAL	Mail & Early	PROV
ROMERO, REGINA (DEM)	115	115	0
WITTENBRAKER, JANET "JL" (REP)	76	76	0
KERSCHEN, ARTHUR (LBT)	9	9	0
ACKERLEY, ED (IND)	11	11	0
Write-In Totals	0	0	0
Overvotes	0	0	0
Undervotes	2	2	0
Contest Totals	213	213	0

## Council Member Ward 1 City of Tucson

Vote For 1

	TOTAL	Mail & Early	PROV
SANTA CRUZ, LANE (DEM)	114	114	0
LEM, VICTORIA (REP)	91	91	0
Write-In Totals	1	1	0
Overvotes	0	0	0
Undervotes	7	7	0
Contest Totals	213	213	0

STATEMENT OF VOTES CAST

Consolidated Elections

November 7, 2023

Pima County

054

Council Member Ward 2 City of Tucson

Vote For 1

	TOTAL	Mail & Early	PROV
CUNNINGHAM, PAUL (DEM)	119	119	0
SHACK, ERNIE (REP)	82	82	0
SPICER, PENDLETON "PENNY" (LBT)	6	6	0
Write-In Totals	0	0	0
Overvotes	0	0	0
Undervotes	6	6	0
Contest Totals	213	213	0

Council Member Ward 4 City of Tucson

Vote For 1

	TOTAL	Mail & Early	PROV
LEE, NIKKI (DEM)	121	121	0
KAPLOWITCH, ROSS (REP)	84	84	0
Write-In Totals	1	1	0
Overvotes	0	0	0
Undervotes	7	7	0
Contest Totals	213	213	0

PROPOSITION 413 City of Tucson

Vote For 1

	TOTAL	Mail & Early	PROV
Yes	70	70	0
No	136	136	0
Overvotes	0	0	0
Undervotes	7	7	0
Contest Totals	213	213	0

## Consolidated Elections

November 7, 2023

Pima County

054

## PROPOSITION 496 - Tucson Unified School District (TUSD) No. 1

Vote For 1

	TOTAL	Mail & Early	PROV
Bond Approval, Yes	0	0	0
Bond Approval, No	0	0	0
Overvotes	0	0	0
Undervotes	0	0	0
Contest Totals	0	0	0

## PROPOSITION 498 - Sunnyside Unified School District No. 12

Vote For 1

	TOTAL	Mail & Early	PROV
Budget Increase, Yes	273	273	0
Budget Increase, No	243	243	0
Overvotes	0	0	0
Undervotes	10	10	0
Contest Totals	526	526	0

## PROPOSITION 499 - Sunnyside Unified School District No. 12

Vote For 1

	TOTAL	Mail & Early	PROV
Budget Increase, Yes	253	253	0
Budget Increase, No	255	255	0
Overvotes	0	0	0
Undervotes	18	18	0
Contest Totals	526	526	0

## Consolidated Elections

November 7, 2023

Pima County

055

## STATISTICS

	TOTAL	Mail & Early	PROV
Registered Voters - Total	525		
Ballots Cast - Total	87	87	0
Ballots Cast - Blank	0	0	0
Voter Turnout - Total	16.57%		

## Mayor City of Tucson

Vote For 1

	TOTAL	Mail & Early	PROV
ROMERO, REGINA (DEM)	58	58	0
WITTENBRAKER, JANET "JL" (REP)	25	25	0
KERSCHEN, ARTHUR (LBT)	0	0	0
ACKERLEY, ED (IND)	4	4	0
Write-In Totals	0	0	0
Overvotes	0	0	0
Undervotes	0	0	0
Contest Totals	87	87	0

## Council Member Ward 1 City of Tucson

Vote For 1

	TOTAL	Mail & Early	PROV
SANTA CRUZ, LANE (DEM)	59	59	0
LEM, VICTORIA (REP)	27	27	0
Write-In Totals	0	0	0
Overvotes	0	0	0
Undervotes	1	1	0
Contest Totals	87	87	0

STATEMENT OF VOTES CAST

Consolidated Elections

November 7, 2023

Pima County

055

Council Member Ward 2 City of Tucson

Vote For 1

	TOTAL	Mail & Early	PROV
CUNNINGHAM, PAUL (DEM)	56	56	0
SHACK, ERNIE (REP)	27	27	0
SPICER, PENDLETON "PENNY" (LBT)	2	2	0
Write-In Totals	0	0	0
Overvotes	0	0	0
Undervotes	2	2	0
Contest Totals	87	87	0

Council Member Ward 4 City of Tucson

Vote For 1

	TOTAL	Mail & Early	PROV
LEE, NIKKI (DEM)	59	59	0
KAPLOWITCH, ROSS (REP)	26	26	0
Write-In Totals	0	0	0
Overvotes	0	0	0
Undervotes	2	2	0
Contest Totals	87	87	0

PROPOSITION 413 City of Tucson

Vote For 1

	TOTAL	Mail & Early	PROV
Yes	44	44	0
No	30	30	0
Overvotes	0	0	0
Undervotes	13	13	0
Contest Totals	87	87	0



056

STATISTICS

	TOTAL	Mail & Early	PROV
Registered Voters - Total	0		
Ballots Cast - Total	0	0	0
Ballots Cast - Blank	0	0	0
Voter Turnout - Total	0.00%		

Mayor City of Tucson

Vote For 1

	TOTAL	Mail & Early	PROV
ROMERO, REGINA (DEM)	0	0	0
WITTENBRAKER, JANET "JL" (REP)	0	0	0
KERSCHEN, ARTHUR (LBT)	0	0	0
ACKERLEY, ED (IND)	0	0	0
Write-In Totals	0	0	0
Overvotes	0	0	0
Undervotes	0	0	0
Contest Totals	0	0	0

Council Member Ward 1 City of Tucson

Vote For 1

	TOTAL	Mail & Early	PROV
SANTA CRUZ, LANE (DEM)	0	0	0
LEM, VICTORIA (REP)	0	0	0
Write-In Totals	0	0	0
Overvotes	0	0	0
Undervotes	0	0	0
Contest Totals	0	0	0

STATEMENT OF VOTES CAST

Consolidated Elections

November 7, 2023

Pima County

056

Council Member Ward 2 City of Tucson

Vote For 1

	TOTAL	Mail & Early	PROV
CUNNINGHAM, PAUL (DEM)	0	0	0
SHACK, ERNIE (REP)	0	0	0
SPICER, PENDLETON "PENNY" (LBT)	0	0	0
Write-In Totals	0	0	0
Overvotes	0	0	0
Undervotes	0	0	0
Contest Totals	0	0	0

Council Member Ward 4 City of Tucson

Vote For 1

	TOTAL	Mail & Early	PROV
LEE, NIKKI (DEM)	0	0	0
KAPLOWITCH, ROSS (REP)	0	0	0
Write-In Totals	0	0	0
Overvotes	0	0	0
Undervotes	0	0	0
Contest Totals	0	0	0

PROPOSITION 413 City of Tucson

Vote For 1

	TOTAL	Mail & Early	PROV
Yes	0	0	0
No	0	0	0
Overvotes	0	0	0
Undervotes	0	0	0
Contest Totals	0	0	0

## Consolidated Elections

November 7, 2023

Pima County

057

## STATISTICS

	TOTAL	Mail & Early	PROV
Registered Voters - Total	3,756		
Ballots Cast - Total	1,128	1,128	0
Ballots Cast - Blank	0	0	0
Voter Turnout - Total	30.03%		

## Mayor City of Tucson

Vote For 1

	TOTAL	Mail & Early	PROV
ROMERO, REGINA (DEM)	811	811	0
WITTENBRAKER, JANET "JL" (REP)	241	241	0
KERSCHEN, ARTHUR (LBT)	14	14	0
ACKERLEY, ED (IND)	51	51	0
Write-In Totals	4	4	0
Overvotes	0	0	0
Undervotes	7	7	0
Contest Totals	1,128	1,128	0

## Council Member Ward 1 City of Tucson

Vote For 1

	TOTAL	Mail & Early	PROV
SANTA CRUZ, LANE (DEM)	808	808	0
LEM, VICTORIA (REP)	283	283	0
Write-In Totals	3	3	0
Overvotes	0	0	0
Undervotes	34	34	0
Contest Totals	1,128	1,128	0

## STATEMENT OF VOTES CAST

OFFICIAL RESULTS

## Consolidated Elections

November 7, 2023

Pima County

057

## Council Member Ward 2 City of Tucson

Vote For 1

	TOTAL	Mail & Early	PROV
CUNNINGHAM, PAUL (DEM)	818	818	0
SHACK, ERNIE (REP)	238	238	0
SPICER, PENDLETON "PENNY" (LBT)	43	43	0
Write-In Totals	2	2	0
Overvotes	1	1	0
Undervotes	26	26	0
Contest Totals	1,128	1,128	0

## Council Member Ward 4 City of Tucson

Vote For 1

	TOTAL	Mail & Early	PROV
LEE, NIKKI (DEM)	829	829	0
KAPLOWITCH, ROSS (REP)	259	259	0
Write-In Totals	3	3	0
Overvotes	0	0	0
Undervotes	37	37	0
Contest Totals	1,128	1,128	0

## PROPOSITION 413 City of Tucson

Vote For 1

	TOTAL	Mail & Early	PROV
Yes	634	634	0
No	409	409	0
Overvotes	0	0	0
Undervotes	85	85	0
Contest Totals	1,128	1,128	0

## Consolidated Elections

November 7, 2023

Pima County

058

## STATISTICS

	TOTAL	Mail & Early	PROV
Registered Voters - Total	1,044		
Ballots Cast - Total	330	330	0
Ballots Cast - Blank	0	0	0
Voter Turnout - Total	31.61%		

## Mayor City of Tucson

Vote For 1

	TOTAL	Mail & Early	PROV
ROMERO, REGINA (DEM)	228	228	0
WITTENBRAKER, JANET "JL" (REP)	79	79	0
KERSCHEN, ARTHUR (LBT)	3	3	0
ACKERLEY, ED (IND)	19	19	0
Write-In Totals	0	0	0
Overvotes	0	0	0
Undervotes	1	1	0
Contest Totals	330	330	0

## Council Member Ward 1 City of Tucson

Vote For 1

	TOTAL	Mail & Early	PROV
SANTA CRUZ, LANE (DEM)	234	234	0
LEM, VICTORIA (REP)	89	89	0
Write-In Totals	0	0	0
Overvotes	0	0	0
Undervotes	7	7	0
Contest Totals	330	330	0

## STATEMENT OF VOTES CAST

OFFICIAL RESULTS

## Consolidated Elections

November 7, 2023

Pima County

058

## Council Member Ward 2 City of Tucson

Vote For 1

	TOTAL	Mail & Early	PROV
CUNNINGHAM, PAUL (DEM)	228	228	0
SHACK, ERNIE (REP)	78	78	0
SPICER, PENDLETON "PENNY" (LBT)	18	18	0
Write-In Totals	0	0	0
Overvotes	0	0	0
Undervotes	6	6	0
Contest Totals	330	330	0

## Council Member Ward 4 City of Tucson

Vote For 1

	TOTAL	Mail & Early	PROV
LEE, NIKKI (DEM)	238	238	0
KAPLOWITCH, ROSS (REP)	84	84	0
Write-In Totals	0	0	0
Overvotes	0	0	0
Undervotes	8	8	0
Contest Totals	330	330	0

## PROPOSITION 413 City of Tucson

Vote For 1

	TOTAL	Mail & Early	PROV
Yes	201	201	0
No	115	115	0
Overvotes	0	0	0
Undervotes	14	14	0
Contest Totals	330	330	0

STATEMENT OF VOTES CAST

Consolidated Elections

November 7, 2023

OFFICIAL RESULTS

Pima County

058

PROPOSITION 496 - Tucson Unified School District (TUSD) No. 1

Vote For 1

---

	TOTAL	Mail & Early	PROV
Bond Approval, Yes	0	0	0
Bond Approval, No	0	0	0
Overvotes	0	0	0
Undervotes	0	0	0
Contest Totals	0	0	0

STATEMENT OF VOTES CAST

Consolidated Elections

November 7, 2023

Pima County

059

STATISTICS

	TOTAL	Mail & Early	PROV
Registered Voters - Total	2,116		
Ballots Cast - Total	496	496	0
Ballots Cast - Blank	0	0	0
Voter Turnout - Total	23.44%		

Mayor City of Tucson

Vote For 1

	TOTAL	Mail & Early	PROV
ROMERO, REGINA (DEM)	315	315	0
WITTENBRAKER, JANET "JL" (REP)	152	152	0
KERSCHEN, ARTHUR (LBT)	5	5	0
ACKERLEY, ED (IND)	19	19	0
Write-In Totals	1	1	0
Overvotes	1	1	0
Undervotes	3	3	0
Contest Totals	496	496	0

Council Member Ward 1 City of Tucson

Vote For 1

	TOTAL	Mail & Early	PROV
SANTA CRUZ, LANE (DEM)	317	317	0
LEM, VICTORIA (REP)	170	170	0
Write-In Totals	0	0	0
Overvotes	0	0	0
Undervotes	9	9	0
Contest Totals	496	496	0



STATEMENT OF VOTES CAST

Consolidated Elections

November 7, 2023

Pima County

059

Council Member Ward 2 City of Tucson

Vote For 1

	TOTAL	Mail & Early	PROV
CUNNINGHAM, PAUL (DEM)	319	319	0
SHACK, ERNIE (REP)	147	147	0
SPICER, PENDLETON "PENNY" (LBT)	16	16	0
Write-In Totals	0	0	0
Overvotes	0	0	0
Undervotes	14	14	0
Contest Totals	496	496	0

Council Member Ward 4 City of Tucson

Vote For 1

	TOTAL	Mail & Early	PROV
LEE, NIKKI (DEM)	317	317	0
KAPLOWITCH, ROSS (REP)	163	163	0
Write-In Totals	0	0	0
Overvotes	0	0	0
Undervotes	16	16	0
Contest Totals	496	496	0

PROPOSITION 413 City of Tucson

Vote For 1

	TOTAL	Mail & Early	PROV
Yes	220	220	0
No	266	266	0
Overvotes	0	0	0
Undervotes	10	10	0
Contest Totals	496	496	0

STATEMENT OF VOTES CAST

Consolidated Elections

November 7, 2023

OFFICIAL RESULTS

Pima County

059

PROPOSITION 496 - Tucson Unified School District (TUSD) No. 1

Vote For 1

	TOTAL	Mail & Early	PROV
Bond Approval, Yes	280	280	0
Bond Approval, No	200	200	0
Overvotes	0	0	0
Undervotes	16	16	0
Contest Totals	496	496	0

060

STATISTICS

	TOTAL	Mail & Early	PROV
Registered Voters - Total	1,923		
Ballots Cast - Total	402	402	0
Ballots Cast - Blank	0	0	0
Voter Turnout - Total	20.90%		

PROPOSITION 400 - Altar Valley Elementary School District No. 51

Vote For 1

	TOTAL	Mail & Early	PROV
Budget Override Continuation, Yes	257	257	0
Budget Override Continuation, No	145	145	0
Overvotes	0	0	0
Undervotes	0	0	0
Contest Totals	402	402	0

STATEMENT OF VOTES CAST

Consolidated Elections

November 7, 2023

Pima County

061

STATISTICS

	TOTAL	Mail & Early	PROV
Registered Voters - Total	1,200		
Ballots Cast - Total	523	523	0
Ballots Cast - Blank	1	1	0
Voter Turnout - Total	43.58%		

Mayor City of Tucson

Vote For 1

	TOTAL	Mail & Early	PROV
ROMERO, REGINA (DEM)	0	0	0
WITTENBRAKER, JANET "JL" (REP)	0	0	0
KERSCHEN, ARTHUR (LBT)	0	0	0
ACKERLEY, ED (IND)	0	0	0
Write-In Totals	0	0	0
Overvotes	0	0	0
Undervotes	0	0	0
Contest Totals	0	0	0

Council Member Ward 1 City of Tucson

Vote For 1

	TOTAL	Mail & Early	PROV
SANTA CRUZ, LANE (DEM)	0	0	0
LEM, VICTORIA (REP)	0	0	0
Write-In Totals	0	0	0
Overvotes	0	0	0
Undervotes	0	0	0
Contest Totals	0	0	0

## Consolidated Elections

November 7, 2023

Pima County

061

## Council Member Ward 2 City of Tucson

Vote For 1

	TOTAL	Mail & Early	PROV
CUNNINGHAM, PAUL (DEM)	0	0	0
SHACK, ERNIE (REP)	0	0	0
SPICER, PENDLETON "PENNY" (LBT)	0	0	0
Write-In Totals	0	0	0
Overvotes	0	0	0
Undervotes	0	0	0
Contest Totals	0	0	0

## Council Member Ward 4 City of Tucson

Vote For 1

	TOTAL	Mail & Early	PROV
LEE, NIKKI (DEM)	0	0	0
KAPLOWITCH, ROSS (REP)	0	0	0
Write-In Totals	0	0	0
Overvotes	0	0	0
Undervotes	0	0	0
Contest Totals	0	0	0

## PROPOSITION 413 City of Tucson

Vote For 1

	TOTAL	Mail & Early	PROV
Yes	0	0	0
No	0	0	0
Overvotes	0	0	0
Undervotes	0	0	0
Contest Totals	0	0	0

STATEMENT OF VOTES CAST

Consolidated Elections

November 7, 2023

OFFICIAL RESULTS

Pima County

061

PROPOSITION 496 - Tucson Unified School District (TUSD) No. 1

Vote For 1

---

	TOTAL	Mail & Early	PROV
Bond Approval, Yes	309	309	0
Bond Approval, No	213	213	0
Overvotes	0	0	0
Undervotes	1	1	0
Contest Totals	523	523	0

## Consolidated Elections

November 7, 2023

Pima County

062

## STATISTICS

	TOTAL	Mail & Early	PROV
Registered Voters - Total	1,996		
Ballots Cast - Total	303	303	0
Ballots Cast - Blank	0	0	0
Voter Turnout - Total	15.18%		

## Mayor City of Tucson

Vote For 1

	TOTAL	Mail & Early	PROV
ROMERO, REGINA (DEM)	247	247	0
WITTENBRAKER, JANET "JL" (REP)	40	40	0
KERSCHEN, ARTHUR (LBT)	2	2	0
ACKERLEY, ED (IND)	11	11	0
Write-In Totals	0	0	0
Overvotes	0	0	0
Undervotes	3	3	0
Contest Totals	303	303	0

## Council Member Ward 1 City of Tucson

Vote For 1

	TOTAL	Mail & Early	PROV
SANTA CRUZ, LANE (DEM)	249	249	0
LEM, VICTORIA (REP)	47	47	0
Write-In Totals	0	0	0
Overvotes	0	0	0
Undervotes	7	7	0
Contest Totals	303	303	0

## Consolidated Elections

November 7, 2023

Pima County

062

## Council Member Ward 2 City of Tucson

Vote For 1

	TOTAL	Mail & Early	PROV
CUNNINGHAM, PAUL (DEM)	249	249	0
SHACK, ERNIE (REP)	40	40	0
SPICER, PENDLETON "PENNY" (LBT)	9	9	0
Write-In Totals	0	0	0
Overvotes	0	0	0
Undervotes	5	5	0
Contest Totals	303	303	0

## Council Member Ward 4 City of Tucson

Vote For 1

	TOTAL	Mail & Early	PROV
LEE, NIKKI (DEM)	245	245	0
KAPLOWITCH, ROSS (REP)	43	43	0
Write-In Totals	0	0	0
Overvotes	0	0	0
Undervotes	15	15	0
Contest Totals	303	303	0

## PROPOSITION 413 City of Tucson

Vote For 1

	TOTAL	Mail & Early	PROV
Yes	214	214	0
No	85	85	0
Overvotes	0	0	0
Undervotes	4	4	0
Contest Totals	303	303	0



STATEMENT OF VOTES CAST

Consolidated Elections

November 7, 2023

OFFICIAL RESULTS

Pima County

062

PROPOSITION 496 - Tucson Unified School District (TUSD) No. 1

Vote For 1

---

	TOTAL	Mail & Early	PROV
Bond Approval, Yes	233	233	0
Bond Approval, No	54	54	0
Overvotes	0	0	0
Undervotes	16	16	0
Contest Totals	303	303	0

STATEMENT OF VOTES CAST

Consolidated Elections

November 7, 2023

Pima County

063

STATISTICS

	TOTAL	Mail & Early	PROV
Registered Voters - Total	1,434		
Ballots Cast - Total	720	720	0
Ballots Cast - Blank	0	0	0
Voter Turnout - Total	50.21%		

Mayor City of Tucson

Vote For 1

	TOTAL	Mail & Early	PROV
ROMERO, REGINA (DEM)	571	571	0
WITTENBRAKER, JANET "JL" (REP)	100	100	0
KERSCHEN, ARTHUR (LBT)	6	6	0
ACKERLEY, ED (IND)	36	36	0
Write-In Totals	1	1	0
Overvotes	0	0	0
Undervotes	6	6	0
Contest Totals	720	720	0

Council Member Ward 1 City of Tucson

Vote For 1

	TOTAL	Mail & Early	PROV
SANTA CRUZ, LANE (DEM)	561	561	0
LEM, VICTORIA (REP)	138	138	0
Write-In Totals	0	0	0
Overvotes	0	0	0
Undervotes	21	21	0
Contest Totals	720	720	0

STATEMENT OF VOTES CAST

Consolidated Elections

November 7, 2023

Pima County

063

Council Member Ward 2 City of Tucson

Vote For 1

	TOTAL	Mail & Early	PROV
CUNNINGHAM, PAUL (DEM)	568	568	0
SHACK, ERNIE (REP)	104	104	0
SPICER, PENDLETON "PENNY" (LBT)	24	24	0
Write-In Totals	0	0	0
Overvotes	0	0	0
Undervotes	24	24	0
Contest Totals	720	720	0

Council Member Ward 4 City of Tucson

Vote For 1

	TOTAL	Mail & Early	PROV
LEE, NIKKI (DEM)	571	571	0
KAPLOWITCH, ROSS (REP)	114	114	0
Write-In Totals	0	0	0
Overvotes	0	0	0
Undervotes	35	35	0
Contest Totals	720	720	0

PROPOSITION 413 City of Tucson

Vote For 1

	TOTAL	Mail & Early	PROV
Yes	524	524	0
No	172	172	0
Overvotes	0	0	0
Undervotes	24	24	0
Contest Totals	720	720	0

STATEMENT OF VOTES CAST

Consolidated Elections

November 7, 2023

OFFICIAL RESULTS

Pima County

063

PROPOSITION 496 - Tucson Unified School District (TUSD) No. 1

Vote For 1

---

	TOTAL	Mail & Early	PROV
Bond Approval, Yes	558	558	0
Bond Approval, No	133	133	0
Overvotes	0	0	0
Undervotes	29	29	0
Contest Totals	720	720	0

STATEMENT OF VOTES CAST

Consolidated Elections

November 7, 2023

Pima County

064

STATISTICS

	TOTAL	Mail & Early	PROV
Registered Voters - Total	2,008		
Ballots Cast - Total	313	313	0
Ballots Cast - Blank	1	1	0
Voter Turnout - Total	15.59%		

Mayor City of Tucson

Vote For 1

	TOTAL	Mail & Early	PROV
ROMERO, REGINA (DEM)	246	246	0
WITTENBRAKER, JANET "JL" (REP)	48	48	0
KERSCHEN, ARTHUR (LBT)	1	1	0
ACKERLEY, ED (IND)	15	15	0
Write-In Totals	0	0	0
Overvotes	1	1	0
Undervotes	2	2	0
Contest Totals	313	313	0

Council Member Ward 1 City of Tucson

Vote For 1

	TOTAL	Mail & Early	PROV
SANTA CRUZ, LANE (DEM)	236	236	0
LEM, VICTORIA (REP)	67	67	0
Write-In Totals	0	0	0
Overvotes	1	1	0
Undervotes	9	9	0
Contest Totals	313	313	0

STATEMENT OF VOTES CAST

Consolidated Elections

November 7, 2023

Pima County

064

Council Member Ward 2 City of Tucson

Vote For 1

	TOTAL	Mail & Early	PROV
CUNNINGHAM, PAUL (DEM)	244	244	0
SHACK, ERNIE (REP)	55	55	0
SPICER, PENDLETON "PENNY" (LBT)	7	7	0
Write-In Totals	0	0	0
Overvotes	0	0	0
Undervotes	7	7	0
Contest Totals	313	313	0

Council Member Ward 4 City of Tucson

Vote For 1

	TOTAL	Mail & Early	PROV
LEE, NIKKI (DEM)	250	250	0
KAPLOWITCH, ROSS (REP)	53	53	0
Write-In Totals	0	0	0
Overvotes	0	0	0
Undervotes	10	10	0
Contest Totals	313	313	0

PROPOSITION 413 City of Tucson

Vote For 1

	TOTAL	Mail & Early	PROV
Yes	150	150	0
No	151	151	0
Overvotes	0	0	0
Undervotes	12	12	0
Contest Totals	313	313	0

STATEMENT OF VOTES CAST

Consolidated Elections

November 7, 2023

OFFICIAL RESULTS

Pima County

064

PROPOSITION 496 - Tucson Unified School District (TUSD) No. 1

Vote For 1

---

	TOTAL	Mail & Early	PROV
Bond Approval, Yes	175	175	0
Bond Approval, No	122	122	0
Overvotes	0	0	0
Undervotes	16	16	0
Contest Totals	313	313	0

STATEMENT OF VOTES CAST

Consolidated Elections

November 7, 2023

Pima County

066

STATISTICS

	TOTAL	Mail & Early	PROV
Registered Voters - Total	3,144		
Ballots Cast - Total	525	525	0
Ballots Cast - Blank	0	0	0
Voter Turnout - Total	16.70%		

Mayor City of Tucson

Vote For 1

	TOTAL	Mail & Early	PROV
ROMERO, REGINA (DEM)	367	367	0
WITTENBRAKER, JANET "JL" (REP)	114	114	0
KERSCHEN, ARTHUR (LBT)	6	6	0
ACKERLEY, ED (IND)	18	18	0
Write-In Totals	2	2	0
Overvotes	0	0	0
Undervotes	2	2	0
Contest Totals	509	509	0

Council Member Ward 1 City of Tucson

Vote For 1

	TOTAL	Mail & Early	PROV
SANTA CRUZ, LANE (DEM)	375	375	0
LEM, VICTORIA (REP)	127	127	0
Write-In Totals	1	1	0
Overvotes	0	0	0
Undervotes	6	6	0
Contest Totals	509	509	0



## STATEMENT OF VOTES CAST

OFFICIAL RESULTS

## Consolidated Elections

November 7, 2023

Pima County

066

## Council Member Ward 2 City of Tucson

Vote For 1

	TOTAL	Mail & Early	PROV
CUNNINGHAM, PAUL (DEM)	369	369	0
SHACK, ERNIE (REP)	109	109	0
SPICER, PENDLETON "PENNY" (LBT)	20	20	0
Write-In Totals	0	0	0
Overvotes	0	0	0
Undervotes	11	11	0
Contest Totals	509	509	0

## Council Member Ward 4 City of Tucson

Vote For 1

	TOTAL	Mail & Early	PROV
LEE, NIKKI (DEM)	374	374	0
KAPLOWITCH, ROSS (REP)	114	114	0
Write-In Totals	0	0	0
Overvotes	0	0	0
Undervotes	21	21	0
Contest Totals	509	509	0

## PROPOSITION 413 City of Tucson

Vote For 1

	TOTAL	Mail & Early	PROV
Yes	228	228	0
No	263	263	0
Overvotes	1	1	0
Undervotes	17	17	0
Contest Totals	509	509	0

STATEMENT OF VOTES CAST

Consolidated Elections

November 7, 2023

OFFICIAL RESULTS

Pima County

066

PROPOSITION 496 - Tucson Unified School District (TUSD) No. 1

Vote For 1

---

	TOTAL	Mail & Early	PROV
Bond Approval, Yes	281	281	0
Bond Approval, No	225	225	0
Overvotes	0	0	0
Undervotes	19	19	0
Contest Totals	525	525	0

STATEMENT OF VOTES CAST

Consolidated Elections

November 7, 2023

Pima County

067

STATISTICS

	TOTAL	Mail & Early	PROV
Registered Voters - Total	2,926		
Ballots Cast - Total	780	780	0
Ballots Cast - Blank	0	0	0
Voter Turnout - Total	26.66%		

Mayor City of Tucson

Vote For 1

	TOTAL	Mail & Early	PROV
ROMERO, REGINA (DEM)	519	519	0
WITTENBRAKER, JANET "JL" (REP)	183	183	0
KERSCHEN, ARTHUR (LBT)	12	12	0
ACKERLEY, ED (IND)	38	38	0
Write-In Totals	1	1	0
Overvotes	0	0	0
Undervotes	10	10	0
Contest Totals	763	763	0

Council Member Ward 1 City of Tucson

Vote For 1

	TOTAL	Mail & Early	PROV
SANTA CRUZ, LANE (DEM)	528	528	0
LEM, VICTORIA (REP)	203	203	0
Write-In Totals	1	1	0
Overvotes	0	0	0
Undervotes	31	31	0
Contest Totals	763	763	0

## STATEMENT OF VOTES CAST

OFFICIAL RESULTS

## Consolidated Elections

November 7, 2023

Pima County

067

## Council Member Ward 2 City of Tucson

Vote For 1

	TOTAL	Mail & Early	PROV
CUNNINGHAM, PAUL (DEM)	524	524	0
SHACK, ERNIE (REP)	180	180	0
SPICER, PENDLETON "PENNY" (LBT)	26	26	0
Write-In Totals	1	1	0
Overvotes	0	0	0
Undervotes	32	32	0
Contest Totals	763	763	0

## Council Member Ward 4 City of Tucson

Vote For 1

	TOTAL	Mail & Early	PROV
LEE, NIKKI (DEM)	523	523	0
KAPLOWITCH, ROSS (REP)	197	197	0
Write-In Totals	1	1	0
Overvotes	0	0	0
Undervotes	42	42	0
Contest Totals	763	763	0

## PROPOSITION 413 City of Tucson

Vote For 1

	TOTAL	Mail & Early	PROV
Yes	393	393	0
No	343	343	0
Overvotes	0	0	0
Undervotes	27	27	0
Contest Totals	763	763	0

STATEMENT OF VOTES CAST

Consolidated Elections

November 7, 2023

OFFICIAL RESULTS

Pima County

067

PROPOSITION 496 - Tucson Unified School District (TUSD) No. 1

Vote For 1

---

	TOTAL	Mail & Early	PROV
Bond Approval, Yes	484	484	0
Bond Approval, No	261	261	0
Overvotes	0	0	0
Undervotes	35	35	0
Contest Totals	780	780	0

## Consolidated Elections

November 7, 2023

Pima County

068

## STATISTICS

	TOTAL	Mail & Early	PROV
Registered Voters - Total	1,490		
Ballots Cast - Total	622	622	0
Ballots Cast - Blank	1	1	0
Voter Turnout - Total	41.74%		

## Mayor City of Tucson

Vote For 1

	TOTAL	Mail & Early	PROV
ROMERO, REGINA (DEM)	445	445	0
WITTENBRAKER, JANET "JL" (REP)	132	132	0
KERSCHEN, ARTHUR (LBT)	5	5	0
ACKERLEY, ED (IND)	32	32	0
Write-In Totals	2	2	0
Overvotes	0	0	0
Undervotes	6	6	0
Contest Totals	622	622	0

## Council Member Ward 1 City of Tucson

Vote For 1

	TOTAL	Mail & Early	PROV
SANTA CRUZ, LANE (DEM)	450	450	0
LEM, VICTORIA (REP)	159	159	0
Write-In Totals	4	4	0
Overvotes	0	0	0
Undervotes	9	9	0
Contest Totals	622	622	0

## STATEMENT OF VOTES CAST

OFFICIAL RESULTS

## Consolidated Elections

November 7, 2023

Pima County

068

## Council Member Ward 2 City of Tucson

Vote For 1

	TOTAL	Mail & Early	PROV
CUNNINGHAM, PAUL (DEM)	456	456	0
SHACK, ERNIE (REP)	127	127	0
SPICER, PENDLETON "PENNY" (LBT)	27	27	0
Write-In Totals	2	2	0
Overvotes	0	0	0
Undervotes	10	10	0
Contest Totals	622	622	0

## Council Member Ward 4 City of Tucson

Vote For 1

	TOTAL	Mail & Early	PROV
LEE, NIKKI (DEM)	453	453	0
KAPLOWITCH, ROSS (REP)	139	139	0
Write-In Totals	2	2	0
Overvotes	0	0	0
Undervotes	28	28	0
Contest Totals	622	622	0

## PROPOSITION 413 City of Tucson

Vote For 1

	TOTAL	Mail & Early	PROV
Yes	390	390	0
No	220	220	0
Overvotes	0	0	0
Undervotes	12	12	0
Contest Totals	622	622	0

STATEMENT OF VOTES CAST

Consolidated Elections

November 7, 2023

OFFICIAL RESULTS

Pima County

068

PROPOSITION 496 - Tucson Unified School District (TUSD) No. 1

Vote For 1

---

	TOTAL	Mail & Early	PROV
Bond Approval, Yes	411	411	0
Bond Approval, No	188	188	0
Overvotes	0	0	0
Undervotes	23	23	0
Contest Totals	622	622	0



STATEMENT OF VOTES CAST

Consolidated Elections

November 7, 2023

Pima County

069

STATISTICS

	TOTAL	Mail & Early	PROV
Registered Voters - Total	4,189		
Ballots Cast - Total	2,005	2,005	0
Ballots Cast - Blank	2	2	0
Voter Turnout - Total	47.86%		

Mayor City of Tucson

Vote For 1

	TOTAL	Mail & Early	PROV
ROMERO, REGINA (DEM)	1,030	1,030	0
WITTENBRAKER, JANET "JL" (REP)	795	795	0
KERSCHEN, ARTHUR (LBT)	25	25	0
ACKERLEY, ED (IND)	135	135	0
Write-In Totals	0	0	0
Overvotes	0	0	0
Undervotes	20	20	0
Contest Totals	2,005	2,005	0

Council Member Ward 1 City of Tucson

Vote For 1

	TOTAL	Mail & Early	PROV
SANTA CRUZ, LANE (DEM)	1,019	1,019	0
LEM, VICTORIA (REP)	905	905	0
Write-In Totals	4	4	0
Overvotes	0	0	0
Undervotes	77	77	0
Contest Totals	2,005	2,005	0

## Consolidated Elections

November 7, 2023

Pima County

069

## Council Member Ward 2 City of Tucson

Vote For 1

	TOTAL	Mail & Early	PROV
CUNNINGHAM, PAUL (DEM)	1,122	1,122	0
SHACK, ERNIE (REP)	787	787	0
SPICER, PENDLETON "PENNY" (LBT)	52	52	0
Write-In Totals	1	1	0
Overvotes	1	1	0
Undervotes	42	42	0
Contest Totals	2,005	2,005	0

## Council Member Ward 4 City of Tucson

Vote For 1

	TOTAL	Mail & Early	PROV
LEE, NIKKI (DEM)	1,067	1,067	0
KAPLOWITCH, ROSS (REP)	837	837	0
Write-In Totals	4	4	0
Overvotes	0	0	0
Undervotes	97	97	0
Contest Totals	2,005	2,005	0

## PROPOSITION 413 City of Tucson

Vote For 1

	TOTAL	Mail & Early	PROV
Yes	908	908	0
No	1,038	1,038	0
Overvotes	0	0	0
Undervotes	59	59	0
Contest Totals	2,005	2,005	0

STATEMENT OF VOTES CAST

Consolidated Elections

November 7, 2023

OFFICIAL RESULTS

Pima County

069

PROPOSITION 496 - Tucson Unified School District (TUSD) No. 1

Vote For 1

---

	TOTAL	Mail & Early	PROV
Bond Approval, Yes	1,044	1,044	0
Bond Approval, No	870	870	0
Overvotes	1	1	0
Undervotes	90	90	0
Contest Totals	2,005	2,005	0

## Consolidated Elections

November 7, 2023

Pima County

072

## STATISTICS

	TOTAL	Mail & Early	PROV
Registered Voters - Total	3,938		
Ballots Cast - Total	1,107	1,107	0
Ballots Cast - Blank	1	1	0
Voter Turnout - Total	28.11%		

## Mayor City of Tucson

Vote For 1

	TOTAL	Mail & Early	PROV
ROMERO, REGINA (DEM)	744	744	0
WITTENBRAKER, JANET "JL" (REP)	263	263	0
KERSCHEN, ARTHUR (LBT)	24	24	0
ACKERLEY, ED (IND)	63	63	0
Write-In Totals	2	2	0
Overvotes	0	0	0
Undervotes	11	11	0
Contest Totals	1,107	1,107	0

## Council Member Ward 1 City of Tucson

Vote For 1

	TOTAL	Mail & Early	PROV
SANTA CRUZ, LANE (DEM)	766	766	0
LEM, VICTORIA (REP)	320	320	0
Write-In Totals	3	3	0
Overvotes	0	0	0
Undervotes	18	18	0
Contest Totals	1,107	1,107	0

## STATEMENT OF VOTES CAST

OFFICIAL RESULTS

## Consolidated Elections

November 7, 2023

Pima County

072

## Council Member Ward 2 City of Tucson

Vote For 1

	TOTAL	Mail & Early	PROV
CUNNINGHAM, PAUL (DEM)	754	754	0
SHACK, ERNIE (REP)	282	282	0
SPICER, PENDLETON "PENNY" (LBT)	54	54	0
Write-In Totals	1	1	0
Overvotes	1	1	0
Undervotes	15	15	0
Contest Totals	1,107	1,107	0

## Council Member Ward 4 City of Tucson

Vote For 1

	TOTAL	Mail & Early	PROV
LEE, NIKKI (DEM)	765	765	0
KAPLOWITCH, ROSS (REP)	300	300	0
Write-In Totals	3	3	0
Overvotes	0	0	0
Undervotes	39	39	0
Contest Totals	1,107	1,107	0

## PROPOSITION 413 City of Tucson

Vote For 1

	TOTAL	Mail & Early	PROV
Yes	603	603	0
No	475	475	0
Overvotes	1	1	0
Undervotes	28	28	0
Contest Totals	1,107	1,107	0

STATEMENT OF VOTES CAST

Consolidated Elections

November 7, 2023

OFFICIAL RESULTS

Pima County

072

PROPOSITION 496 - Tucson Unified School District (TUSD) No. 1

Vote For 1

---

	TOTAL	Mail & Early	PROV
Bond Approval, Yes	695	695	0
Bond Approval, No	373	373	0
Overvotes	0	0	0
Undervotes	39	39	0
Contest Totals	1,107	1,107	0

STATEMENT OF VOTES CAST

Consolidated Elections

November 7, 2023

Pima County

073

STATISTICS

	TOTAL	Mail & Early	PROV
Registered Voters - Total	2,688		
Ballots Cast - Total	1,280	1,280	0
Ballots Cast - Blank	0	0	0
Voter Turnout - Total	47.62%		

Mayor City of Tucson

Vote For 1

	TOTAL	Mail & Early	PROV
ROMERO, REGINA (DEM)	1,010	1,010	0
WITTENBRAKER, JANET "JL" (REP)	190	190	0
KERSCHEN, ARTHUR (LBT)	5	5	0
ACKERLEY, ED (IND)	68	68	0
Write-In Totals	0	0	0
Overvotes	0	0	0
Undervotes	7	7	0
Contest Totals	1,280	1,280	0

Council Member Ward 1 City of Tucson

Vote For 1

	TOTAL	Mail & Early	PROV
SANTA CRUZ, LANE (DEM)	996	996	0
LEM, VICTORIA (REP)	232	232	0
Write-In Totals	3	3	0
Overvotes	1	1	0
Undervotes	48	48	0
Contest Totals	1,280	1,280	0

## STATEMENT OF VOTES CAST

OFFICIAL RESULTS

## Consolidated Elections

November 7, 2023

Pima County

073

## Council Member Ward 2 City of Tucson

Vote For 1

	TOTAL	Mail & Early	PROV
CUNNINGHAM, PAUL (DEM)	1,030	1,030	0
SHACK, ERNIE (REP)	184	184	0
SPICER, PENDLETON "PENNY" (LBT)	21	21	0
Write-In Totals	2	2	0
Overvotes	1	1	0
Undervotes	42	42	0
Contest Totals	1,280	1,280	0

## Council Member Ward 4 City of Tucson

Vote For 1

	TOTAL	Mail & Early	PROV
LEE, NIKKI (DEM)	1,018	1,018	0
KAPLOWITCH, ROSS (REP)	194	194	0
Write-In Totals	1	1	0
Overvotes	0	0	0
Undervotes	67	67	0
Contest Totals	1,280	1,280	0

## PROPOSITION 413 City of Tucson

Vote For 1

	TOTAL	Mail & Early	PROV
Yes	930	930	0
No	325	325	0
Overvotes	0	0	0
Undervotes	25	25	0
Contest Totals	1,280	1,280	0



STATEMENT OF VOTES CAST

Consolidated Elections

November 7, 2023

OFFICIAL RESULTS

Pima County

073

PROPOSITION 496 - Tucson Unified School District (TUSD) No. 1

Vote For 1

---

	TOTAL	Mail & Early	PROV
Bond Approval, Yes	975	975	0
Bond Approval, No	272	272	0
Overvotes	0	0	0
Undervotes	33	33	0
Contest Totals	1,280	1,280	0

STATEMENT OF VOTES CAST

Consolidated Elections

November 7, 2023

Pima County

074

STATISTICS

	TOTAL	Mail & Early	PROV
Registered Voters - Total	0		
Ballots Cast - Total	0	0	0
Ballots Cast - Blank	0	0	0
Voter Turnout - Total	0.00%		

PROPOSITION 401 - Sahuarita Unified School District NO. 30

Vote For 1

	TOTAL	Mail & Early	PROV
Bond Approval, Yes	0	0	0
Bond Approval, No	0	0	0
Overvotes	0	0	0
Undervotes	0	0	0
Contest Totals	0	0	0

## Consolidated Elections

November 7, 2023

Pima County

075

## STATISTICS

	TOTAL	Mail & Early	PROV
Registered Voters - Total	2,994		
Ballots Cast - Total	1,112	1,112	0
Ballots Cast - Blank	0	0	0
Voter Turnout - Total	37.14%		

## Mayor City of Tucson

Vote For 1

	TOTAL	Mail & Early	PROV
ROMERO, REGINA (DEM)	833	833	0
WITTENBRAKER, JANET "JL" (REP)	195	195	0
KERSCHEN, ARTHUR (LBT)	14	14	0
ACKERLEY, ED (IND)	62	62	0
Write-In Totals	2	2	0
Overvotes	0	0	0
Undervotes	6	6	0
Contest Totals	1,112	1,112	0

## Council Member Ward 1 City of Tucson

Vote For 1

	TOTAL	Mail & Early	PROV
SANTA CRUZ, LANE (DEM)	832	832	0
LEM, VICTORIA (REP)	244	244	0
Write-In Totals	2	2	0
Overvotes	0	0	0
Undervotes	34	34	0
Contest Totals	1,112	1,112	0

STATEMENT OF VOTES CAST

Consolidated Elections

November 7, 2023

Pima County

075

Council Member Ward 2 City of Tucson

Vote For 1

	TOTAL	Mail & Early	PROV
CUNNINGHAM, PAUL (DEM)	847	847	0
SHACK, ERNIE (REP)	191	191	0
SPICER, PENDLETON "PENNY" (LBT)	38	38	0
Write-In Totals	2	2	0
Overvotes	1	1	0
Undervotes	33	33	0
Contest Totals	1,112	1,112	0

Council Member Ward 4 City of Tucson

Vote For 1

	TOTAL	Mail & Early	PROV
LEE, NIKKI (DEM)	849	849	0
KAPLOWITCH, ROSS (REP)	206	206	0
Write-In Totals	5	5	0
Overvotes	0	0	0
Undervotes	52	52	0
Contest Totals	1,112	1,112	0

PROPOSITION 413 City of Tucson

Vote For 1

	TOTAL	Mail & Early	PROV
Yes	702	702	0
No	382	382	0
Overvotes	1	1	0
Undervotes	27	27	0
Contest Totals	1,112	1,112	0

STATEMENT OF VOTES CAST

Consolidated Elections

November 7, 2023

OFFICIAL RESULTS

Pima County

075

PROPOSITION 496 - Tucson Unified School District (TUSD) No. 1

Vote For 1

---

	TOTAL	Mail & Early	PROV
Bond Approval, Yes	751	751	0
Bond Approval, No	319	319	0
Overvotes	0	0	0
Undervotes	42	42	0
Contest Totals	1,112	1,112	0

STATEMENT OF VOTES CAST

Consolidated Elections

November 7, 2023

Pima County

078

STATISTICS

	TOTAL	Mail & Early	PROV
Registered Voters - Total	1,804		
Ballots Cast - Total	868	868	0
Ballots Cast - Blank	0	0	0
Voter Turnout - Total	48.12%		

Mayor City of Tucson

Vote For 1

	TOTAL	Mail & Early	PROV
ROMERO, REGINA (DEM)	675	675	0
WITTENBRAKER, JANET "JL" (REP)	113	113	0
KERSCHEN, ARTHUR (LBT)	5	5	0
ACKERLEY, ED (IND)	56	56	0
Write-In Totals	1	1	0
Overvotes	0	0	0
Undervotes	18	18	0
Contest Totals	868	868	0

Council Member Ward 1 City of Tucson

Vote For 1

	TOTAL	Mail & Early	PROV
SANTA CRUZ, LANE (DEM)	661	661	0
LEM, VICTORIA (REP)	169	169	0
Write-In Totals	2	2	0
Overvotes	0	0	0
Undervotes	36	36	0
Contest Totals	868	868	0

STATEMENT OF VOTES CAST

Consolidated Elections

November 7, 2023

Pima County

078

Council Member Ward 2 City of Tucson

Vote For 1

	TOTAL	Mail & Early	PROV
CUNNINGHAM, PAUL (DEM)	701	701	0
SHACK, ERNIE (REP)	126	126	0
SPICER, PENDLETON "PENNY" (LBT)	18	18	0
Write-In Totals	0	0	0
Overvotes	0	0	0
Undervotes	23	23	0
Contest Totals	868	868	0

Council Member Ward 4 City of Tucson

Vote For 1

	TOTAL	Mail & Early	PROV
LEE, NIKKI (DEM)	697	697	0
KAPLOWITCH, ROSS (REP)	140	140	0
Write-In Totals	0	0	0
Overvotes	0	0	0
Undervotes	31	31	0
Contest Totals	868	868	0

PROPOSITION 413 City of Tucson

Vote For 1

	TOTAL	Mail & Early	PROV
Yes	638	638	0
No	209	209	0
Overvotes	0	0	0
Undervotes	21	21	0
Contest Totals	868	868	0

STATEMENT OF VOTES CAST

Consolidated Elections

November 7, 2023

OFFICIAL RESULTS

Pima County

078

PROPOSITION 496 - Tucson Unified School District (TUSD) No. 1

Vote For 1

---

	TOTAL	Mail & Early	PROV
Bond Approval, Yes	715	715	0
Bond Approval, No	124	124	0
Overvotes	0	0	0
Undervotes	29	29	0
Contest Totals	868	868	0



## Consolidated Elections

November 7, 2023

Pima County

080

## STATISTICS

	TOTAL	Mail & Early	PROV
Registered Voters - Total	2,650		
Ballots Cast - Total	1,054	1,054	0
Ballots Cast - Blank	0	0	0
Voter Turnout - Total	39.77%		

## Mayor City of Tucson

Vote For 1

	TOTAL	Mail & Early	PROV
ROMERO, REGINA (DEM)	760	760	0
WITTENBRAKER, JANET "JL" (REP)	197	197	0
KERSCHEN, ARTHUR (LBT)	14	14	0
ACKERLEY, ED (IND)	73	73	0
Write-In Totals	3	3	0
Overvotes	0	0	0
Undervotes	7	7	0
Contest Totals	1,054	1,054	0

## Council Member Ward 1 City of Tucson

Vote For 1

	TOTAL	Mail & Early	PROV
SANTA CRUZ, LANE (DEM)	762	762	0
LEM, VICTORIA (REP)	254	254	0
Write-In Totals	2	2	0
Overvotes	0	0	0
Undervotes	36	36	0
Contest Totals	1,054	1,054	0

## STATEMENT OF VOTES CAST

OFFICIAL RESULTS

## Consolidated Elections

November 7, 2023

Pima County

080

## Council Member Ward 2 City of Tucson

Vote For 1

	TOTAL	Mail & Early	PROV
CUNNINGHAM, PAUL (DEM)	799	799	0
SHACK, ERNIE (REP)	201	201	0
SPICER, PENDLETON "PENNY" (LBT)	23	23	0
Write-In Totals	0	0	0
Overvotes	1	1	0
Undervotes	30	30	0
Contest Totals	1,054	1,054	0

## Council Member Ward 4 City of Tucson

Vote For 1

	TOTAL	Mail & Early	PROV
LEE, NIKKI (DEM)	786	786	0
KAPLOWITCH, ROSS (REP)	217	217	0
Write-In Totals	0	0	0
Overvotes	0	0	0
Undervotes	51	51	0
Contest Totals	1,054	1,054	0

## PROPOSITION 413 City of Tucson

Vote For 1

	TOTAL	Mail & Early	PROV
Yes	676	676	0
No	357	357	0
Overvotes	0	0	0
Undervotes	21	21	0
Contest Totals	1,054	1,054	0

STATEMENT OF VOTES CAST

Consolidated Elections

November 7, 2023

OFFICIAL RESULTS

Pima County

080

PROPOSITION 496 - Tucson Unified School District (TUSD) No. 1

Vote For 1

---

	TOTAL	Mail & Early	PROV
Bond Approval, Yes	774	774	0
Bond Approval, No	255	255	0
Overvotes	1	1	0
Undervotes	24	24	0
Contest Totals	1,054	1,054	0

STATEMENT OF VOTES CAST

Consolidated Elections

November 7, 2023

Pima County

082

STATISTICS

	TOTAL	Mail & Early	PROV
Registered Voters - Total	2,221		
Ballots Cast - Total	968	968	0
Ballots Cast - Blank	0	0	0
Voter Turnout - Total	43.58%		

Mayor City of Tucson

Vote For 1

	TOTAL	Mail & Early	PROV
ROMERO, REGINA (DEM)	752	752	0
WITTENBRAKER, JANET "JL" (REP)	138	138	0
KERSCHEN, ARTHUR (LBT)	14	14	0
ACKERLEY, ED (IND)	54	54	0
Write-In Totals	2	2	0
Overvotes	0	0	0
Undervotes	8	8	0
Contest Totals	968	968	0

Council Member Ward 1 City of Tucson

Vote For 1

	TOTAL	Mail & Early	PROV
SANTA CRUZ, LANE (DEM)	764	764	0
LEM, VICTORIA (REP)	170	170	0
Write-In Totals	2	2	0
Overvotes	0	0	0
Undervotes	32	32	0
Contest Totals	968	968	0

STATEMENT OF VOTES CAST

Consolidated Elections

November 7, 2023

Pima County

082

Council Member Ward 2 City of Tucson

Vote For 1

	TOTAL	Mail & Early	PROV
CUNNINGHAM, PAUL (DEM)	763	763	0
SHACK, ERNIE (REP)	133	133	0
SPICER, PENDLETON "PENNY" (LBT)	42	42	0
Write-In Totals	2	2	0
Overvotes	0	0	0
Undervotes	28	28	0
Contest Totals	968	968	0

Council Member Ward 4 City of Tucson

Vote For 1

	TOTAL	Mail & Early	PROV
LEE, NIKKI (DEM)	769	769	0
KAPLOWITCH, ROSS (REP)	147	147	0
Write-In Totals	2	2	0
Overvotes	0	0	0
Undervotes	50	50	0
Contest Totals	968	968	0

PROPOSITION 413 City of Tucson

Vote For 1

	TOTAL	Mail & Early	PROV
Yes	617	617	0
No	325	325	0
Overvotes	0	0	0
Undervotes	26	26	0
Contest Totals	968	968	0

STATEMENT OF VOTES CAST

Consolidated Elections

November 7, 2023

OFFICIAL RESULTS

Pima County

082

PROPOSITION 496 - Tucson Unified School District (TUSD) No. 1

Vote For 1

---

	TOTAL	Mail & Early	PROV
Bond Approval, Yes	687	687	0
Bond Approval, No	246	246	0
Overvotes	0	0	0
Undervotes	35	35	0
Contest Totals	968	968	0

083

STATISTICS

	TOTAL	Mail & Early	PROV
Registered Voters - Total	2,201		
Ballots Cast - Total	655	655	0
Ballots Cast - Blank	0	0	0
Voter Turnout - Total	29.76%		

PROPOSITION 401 - Sahuarita Unified School District NO. 30

Vote For 1

	TOTAL	Mail & Early	PROV
Bond Approval, Yes	335	335	0
Bond Approval, No	320	320	0
Overvotes	0	0	0
Undervotes	0	0	0
Contest Totals	655	655	0

## Consolidated Elections

November 7, 2023

Pima County

086

## STATISTICS

	TOTAL	Mail & Early	PROV
Registered Voters - Total	3,936		
Ballots Cast - Total	1,264	1,264	0
Ballots Cast - Blank	0	0	0
Voter Turnout - Total	32.11%		

## Mayor City of Tucson

Vote For 1

	TOTAL	Mail & Early	PROV
ROMERO, REGINA (DEM)	822	822	0
WITTENBRAKER, JANET "JL" (REP)	302	302	0
KERSCHEN, ARTHUR (LBT)	14	14	0
ACKERLEY, ED (IND)	110	110	0
Write-In Totals	1	1	0
Overvotes	3	3	0
Undervotes	11	11	0
Contest Totals	1,263	1,263	0

## Council Member Ward 1 City of Tucson

Vote For 1

	TOTAL	Mail & Early	PROV
SANTA CRUZ, LANE (DEM)	878	878	0
LEM, VICTORIA (REP)	356	356	0
Write-In Totals	2	2	0
Overvotes	0	0	0
Undervotes	27	27	0
Contest Totals	1,263	1,263	0



STATEMENT OF VOTES CAST

Consolidated Elections

November 7, 2023

Pima County

086

Council Member Ward 2 City of Tucson

Vote For 1

	TOTAL	Mail & Early	PROV
CUNNINGHAM, PAUL (DEM)	879	879	0
SHACK, ERNIE (REP)	307	307	0
SPICER, PENDLETON "PENNY" (LBT)	48	48	0
Write-In Totals	1	1	0
Overvotes	5	5	0
Undervotes	23	23	0
Contest Totals	1,263	1,263	0

Council Member Ward 4 City of Tucson

Vote For 1

	TOTAL	Mail & Early	PROV
LEE, NIKKI (DEM)	888	888	0
KAPLOWITCH, ROSS (REP)	327	327	0
Write-In Totals	2	2	0
Overvotes	0	0	0
Undervotes	46	46	0
Contest Totals	1,263	1,263	0

PROPOSITION 413 City of Tucson

Vote For 1

	TOTAL	Mail & Early	PROV
Yes	567	567	0
No	660	660	0
Overvotes	0	0	0
Undervotes	36	36	0
Contest Totals	1,263	1,263	0

STATEMENT OF VOTES CAST

Consolidated Elections

November 7, 2023

OFFICIAL RESULTS

Pima County

086

PROPOSITION 496 - Tucson Unified School District (TUSD) No. 1

Vote For 1

	TOTAL	Mail & Early	PROV
Bond Approval, Yes	711	711	0
Bond Approval, No	509	509	0
Overvotes	0	0	0
Undervotes	44	44	0
Contest Totals	1,264	1,264	0

087

STATISTICS

	TOTAL	Mail & Early	PROV
Registered Voters - Total	615		
Ballots Cast - Total	161	161	0
Ballots Cast - Blank	0	0	0
Voter Turnout - Total	26.18%		

Mayor City of Tucson

Vote For 1

	TOTAL	Mail & Early	PROV
ROMERO, REGINA (DEM)	112	112	0
WITTENBRAKER, JANET "JL" (REP)	36	36	0
KERSCHEN, ARTHUR (LBT)	2	2	0
ACKERLEY, ED (IND)	10	10	0
Write-In Totals	0	0	0
Overvotes	0	0	0
Undervotes	1	1	0
Contest Totals	161	161	0

Council Member Ward 1 City of Tucson

Vote For 1

	TOTAL	Mail & Early	PROV
SANTA CRUZ, LANE (DEM)	113	113	0
LEM, VICTORIA (REP)	46	46	0
Write-In Totals	0	0	0
Overvotes	0	0	0
Undervotes	2	2	0
Contest Totals	161	161	0

STATEMENT OF VOTES CAST

Consolidated Elections

November 7, 2023

Pima County

087

Council Member Ward 2 City of Tucson

Vote For 1

	TOTAL	Mail & Early	PROV
CUNNINGHAM, PAUL (DEM)	113	113	0
SHACK, ERNIE (REP)	36	36	0
SPICER, PENDLETON "PENNY" (LBT)	7	7	0
Write-In Totals	0	0	0
Overvotes	0	0	0
Undervotes	5	5	0
Contest Totals	161	161	0

Council Member Ward 4 City of Tucson

Vote For 1

	TOTAL	Mail & Early	PROV
LEE, NIKKI (DEM)	115	115	0
KAPLOWITCH, ROSS (REP)	41	41	0
Write-In Totals	0	0	0
Overvotes	0	0	0
Undervotes	5	5	0
Contest Totals	161	161	0

PROPOSITION 413 City of Tucson

Vote For 1

	TOTAL	Mail & Early	PROV
Yes	96	96	0
No	45	45	0
Overvotes	0	0	0
Undervotes	20	20	0
Contest Totals	161	161	0

## Consolidated Elections

November 7, 2023

Pima County

089

## STATISTICS

	TOTAL	Mail & Early	PROV
Registered Voters - Total	2,988		
Ballots Cast - Total	1,213	1,213	0
Ballots Cast - Blank	0	0	0
Voter Turnout - Total	40.60%		

## Mayor City of Tucson

Vote For 1

	TOTAL	Mail & Early	PROV
ROMERO, REGINA (DEM)	776	776	0
WITTENBRAKER, JANET "JL" (REP)	324	324	0
KERSCHEN, ARTHUR (LBT)	17	17	0
ACKERLEY, ED (IND)	86	86	0
Write-In Totals	2	2	0
Overvotes	0	0	0
Undervotes	8	8	0
Contest Totals	1,213	1,213	0

## Council Member Ward 1 City of Tucson

Vote For 1

	TOTAL	Mail & Early	PROV
SANTA CRUZ, LANE (DEM)	780	780	0
LEM, VICTORIA (REP)	398	398	0
Write-In Totals	2	2	0
Overvotes	0	0	0
Undervotes	33	33	0
Contest Totals	1,213	1,213	0

STATEMENT OF VOTES CAST

Consolidated Elections

November 7, 2023

Pima County

089

Council Member Ward 2 City of Tucson

Vote For 1

	TOTAL	Mail & Early	PROV
CUNNINGHAM, PAUL (DEM)	812	812	0
SHACK, ERNIE (REP)	324	324	0
SPICER, PENDLETON "PENNY" (LBT)	49	49	0
Write-In Totals	1	1	0
Overvotes	0	0	0
Undervotes	27	27	0
Contest Totals	1,213	1,213	0

Council Member Ward 4 City of Tucson

Vote For 1

	TOTAL	Mail & Early	PROV
LEE, NIKKI (DEM)	805	805	0
KAPLOWITCH, ROSS (REP)	348	348	0
Write-In Totals	1	1	0
Overvotes	0	0	0
Undervotes	59	59	0
Contest Totals	1,213	1,213	0

PROPOSITION 413 City of Tucson

Vote For 1

	TOTAL	Mail & Early	PROV
Yes	692	692	0
No	495	495	0
Overvotes	0	0	0
Undervotes	26	26	0
Contest Totals	1,213	1,213	0

STATEMENT OF VOTES CAST

Consolidated Elections

November 7, 2023

OFFICIAL RESULTS

Pima County

089

PROPOSITION 496 - Tucson Unified School District (TUSD) No. 1

Vote For 1

---

	TOTAL	Mail & Early	PROV
Bond Approval, Yes	758	758	0
Bond Approval, No	412	412	0
Overvotes	1	1	0
Undervotes	42	42	0
Contest Totals	1,213	1,213	0

## Consolidated Elections

November 7, 2023

Pima County

090

## STATISTICS

	TOTAL	Mail & Early	PROV
Registered Voters - Total	1,660		
Ballots Cast - Total	627	627	0
Ballots Cast - Blank	0	0	0
Voter Turnout - Total	37.77%		

## Mayor City of Tucson

Vote For 1

	TOTAL	Mail & Early	PROV
ROMERO, REGINA (DEM)	246	246	0
WITTENBRAKER, JANET "JL" (REP)	332	332	0
KERSCHEN, ARTHUR (LBT)	6	6	0
ACKERLEY, ED (IND)	35	35	0
Write-In Totals	1	1	0
Overvotes	0	0	0
Undervotes	7	7	0
Contest Totals	627	627	0

## Council Member Ward 1 City of Tucson

Vote For 1

	TOTAL	Mail & Early	PROV
SANTA CRUZ, LANE (DEM)	255	255	0
LEM, VICTORIA (REP)	356	356	0
Write-In Totals	0	0	0
Overvotes	0	0	0
Undervotes	16	16	0
Contest Totals	627	627	0



STATEMENT OF VOTES CAST

Consolidated Elections

November 7, 2023

Pima County

090

Council Member Ward 2 City of Tucson

Vote For 1

	TOTAL	Mail & Early	PROV
CUNNINGHAM, PAUL (DEM)	252	252	0
SHACK, ERNIE (REP)	335	335	0
SPICER, PENDLETON "PENNY" (LBT)	20	20	0
Write-In Totals	0	0	0
Overvotes	0	0	0
Undervotes	20	20	0
Contest Totals	627	627	0

Council Member Ward 4 City of Tucson

Vote For 1

	TOTAL	Mail & Early	PROV
LEE, NIKKI (DEM)	276	276	0
KAPLOWITCH, ROSS (REP)	331	331	0
Write-In Totals	1	1	0
Overvotes	0	0	0
Undervotes	19	19	0
Contest Totals	627	627	0

PROPOSITION 413 City of Tucson

Vote For 1

	TOTAL	Mail & Early	PROV
Yes	194	194	0
No	402	402	0
Overvotes	0	0	0
Undervotes	31	31	0
Contest Totals	627	627	0

STATEMENT OF VOTES CAST

Consolidated Elections

November 7, 2023

Pima County

091

STATISTICS

	TOTAL	Mail & Early	PROV
Registered Voters - Total	3,141		
Ballots Cast - Total	987	987	0
Ballots Cast - Blank	0	0	0
Voter Turnout - Total	31.42%		

Mayor City of Tucson

Vote For 1

	TOTAL	Mail & Early	PROV
ROMERO, REGINA (DEM)	650	650	0
WITTENBRAKER, JANET "JL" (REP)	245	245	0
KERSCHEN, ARTHUR (LBT)	20	20	0
ACKERLEY, ED (IND)	60	60	0
Write-In Totals	1	1	0
Overvotes	2	2	0
Undervotes	9	9	0
Contest Totals	987	987	0

Council Member Ward 1 City of Tucson

Vote For 1

	TOTAL	Mail & Early	PROV
SANTA CRUZ, LANE (DEM)	670	670	0
LEM, VICTORIA (REP)	285	285	0
Write-In Totals	3	3	0
Overvotes	0	0	0
Undervotes	29	29	0
Contest Totals	987	987	0

STATEMENT OF VOTES CAST

Consolidated Elections

November 7, 2023

Pima County

091

Council Member Ward 2 City of Tucson

Vote For 1

	TOTAL	Mail & Early	PROV
CUNNINGHAM, PAUL (DEM)	677	677	0
SHACK, ERNIE (REP)	235	235	0
SPICER, PENDLETON "PENNY" (LBT)	50	50	0
Write-In Totals	0	0	0
Overvotes	0	0	0
Undervotes	25	25	0
Contest Totals	987	987	0

Council Member Ward 4 City of Tucson

Vote For 1

	TOTAL	Mail & Early	PROV
LEE, NIKKI (DEM)	690	690	0
KAPLOWITCH, ROSS (REP)	256	256	0
Write-In Totals	0	0	0
Overvotes	0	0	0
Undervotes	41	41	0
Contest Totals	987	987	0

PROPOSITION 413 City of Tucson

Vote For 1

	TOTAL	Mail & Early	PROV
Yes	533	533	0
No	431	431	0
Overvotes	0	0	0
Undervotes	23	23	0
Contest Totals	987	987	0

STATEMENT OF VOTES CAST

Consolidated Elections

November 7, 2023

OFFICIAL RESULTS

Pima County

091

PROPOSITION 496 - Tucson Unified School District (TUSD) No. 1

Vote For 1

---

	TOTAL	Mail & Early	PROV
Bond Approval, Yes	625	625	0
Bond Approval, No	333	333	0
Overvotes	0	0	0
Undervotes	29	29	0
Contest Totals	987	987	0

## Consolidated Elections

November 7, 2023

Pima County

092

## STATISTICS

	TOTAL	Mail & Early	PROV
Registered Voters - Total	3,163		
Ballots Cast - Total	1,225	1,225	0
Ballots Cast - Blank	0	0	0
Voter Turnout - Total	38.73%		

## Mayor City of Tucson

Vote For 1

	TOTAL	Mail & Early	PROV
ROMERO, REGINA (DEM)	0	0	0
WITTENBRAKER, JANET "JL" (REP)	0	0	0
KERSCHEN, ARTHUR (LBT)	0	0	0
ACKERLEY, ED (IND)	0	0	0
Write-In Totals	0	0	0
Overvotes	0	0	0
Undervotes	0	0	0
Contest Totals	0	0	0

## Council Member Ward 1 City of Tucson

Vote For 1

	TOTAL	Mail & Early	PROV
SANTA CRUZ, LANE (DEM)	0	0	0
LEM, VICTORIA (REP)	0	0	0
Write-In Totals	0	0	0
Overvotes	0	0	0
Undervotes	0	0	0
Contest Totals	0	0	0

STATEMENT OF VOTES CAST

Consolidated Elections

November 7, 2023

Pima County

092

Council Member Ward 2 City of Tucson

Vote For 1

	TOTAL	Mail & Early	PROV
CUNNINGHAM, PAUL (DEM)	0	0	0
SHACK, ERNIE (REP)	0	0	0
SPICER, PENDLETON "PENNY" (LBT)	0	0	0
Write-In Totals	0	0	0
Overvotes	0	0	0
Undervotes	0	0	0
Contest Totals	0	0	0

Council Member Ward 4 City of Tucson

Vote For 1

	TOTAL	Mail & Early	PROV
LEE, NIKKI (DEM)	0	0	0
KAPLOWITCH, ROSS (REP)	0	0	0
Write-In Totals	0	0	0
Overvotes	0	0	0
Undervotes	0	0	0
Contest Totals	0	0	0

PROPOSITION 413 City of Tucson

Vote For 1

	TOTAL	Mail & Early	PROV
Yes	0	0	0
No	0	0	0
Overvotes	0	0	0
Undervotes	0	0	0
Contest Totals	0	0	0

STATEMENT OF VOTES CAST

Consolidated Elections

November 7, 2023

OFFICIAL RESULTS

Pima County

092

PROPOSITION 496 - Tucson Unified School District (TUSD) No. 1

Vote For 1

	TOTAL	Mail & Early	PROV
Bond Approval, Yes	674	674	0
Bond Approval, No	551	551	0
Overvotes	0	0	0
Undervotes	0	0	0
Contest Totals	1,225	1,225	0

STATEMENT OF VOTES CAST

Consolidated Elections

November 7, 2023

Pima County

093

STATISTICS

	TOTAL	Mail & Early	PROV
Registered Voters - Total	2,243		
Ballots Cast - Total	880	880	0
Ballots Cast - Blank	0	0	0
Voter Turnout - Total	39.23%		

Mayor City of Tucson

Vote For 1

	TOTAL	Mail & Early	PROV
ROMERO, REGINA (DEM)	610	610	0
WITTENBRAKER, JANET "JL" (REP)	188	188	0
KERSCHEN, ARTHUR (LBT)	12	12	0
ACKERLEY, ED (IND)	62	62	0
Write-In Totals	3	3	0
Overvotes	1	1	0
Undervotes	4	4	0
Contest Totals	880	880	0

Council Member Ward 1 City of Tucson

Vote For 1

	TOTAL	Mail & Early	PROV
SANTA CRUZ, LANE (DEM)	617	617	0
LEM, VICTORIA (REP)	239	239	0
Write-In Totals	1	1	0
Overvotes	0	0	0
Undervotes	23	23	0
Contest Totals	880	880	0



STATEMENT OF VOTES CAST

Consolidated Elections

November 7, 2023

Pima County

093

Council Member Ward 2 City of Tucson

Vote For 1

	TOTAL	Mail & Early	PROV
CUNNINGHAM, PAUL (DEM)	618	618	0
SHACK, ERNIE (REP)	203	203	0
SPICER, PENDLETON "PENNY" (LBT)	37	37	0
Write-In Totals	0	0	0
Overvotes	0	0	0
Undervotes	22	22	0
Contest Totals	880	880	0

Council Member Ward 4 City of Tucson

Vote For 1

	TOTAL	Mail & Early	PROV
LEE, NIKKI (DEM)	637	637	0
KAPLOWITCH, ROSS (REP)	209	209	0
Write-In Totals	1	1	0
Overvotes	0	0	0
Undervotes	33	33	0
Contest Totals	880	880	0

PROPOSITION 413 City of Tucson

Vote For 1

	TOTAL	Mail & Early	PROV
Yes	527	527	0
No	341	341	0
Overvotes	0	0	0
Undervotes	12	12	0
Contest Totals	880	880	0

STATEMENT OF VOTES CAST

Consolidated Elections

November 7, 2023

OFFICIAL RESULTS

Pima County

093

PROPOSITION 496 - Tucson Unified School District (TUSD) No. 1

Vote For 1

---

	TOTAL	Mail & Early	PROV
Bond Approval, Yes	600	600	0
Bond Approval, No	255	255	0
Overvotes	0	0	0
Undervotes	25	25	0
Contest Totals	880	880	0

## Consolidated Elections

November 7, 2023

Pima County

094

## STATISTICS

	TOTAL	Mail & Early	PROV
Registered Voters - Total	2,207		
Ballots Cast - Total	885	885	0
Ballots Cast - Blank	0	0	0
Voter Turnout - Total	40.10%		

## Mayor City of Tucson

Vote For 1

	TOTAL	Mail & Early	PROV
ROMERO, REGINA (DEM)	637	637	0
WITTENBRAKER, JANET "JL" (REP)	177	177	0
KERSCHEN, ARTHUR (LBT)	10	10	0
ACKERLEY, ED (IND)	55	55	0
Write-In Totals	3	3	0
Overvotes	0	0	0
Undervotes	3	3	0
Contest Totals	885	885	0

## Council Member Ward 1 City of Tucson

Vote For 1

	TOTAL	Mail & Early	PROV
SANTA CRUZ, LANE (DEM)	635	635	0
LEM, VICTORIA (REP)	233	233	0
Write-In Totals	3	3	0
Overvotes	0	0	0
Undervotes	14	14	0
Contest Totals	885	885	0

## STATEMENT OF VOTES CAST

OFFICIAL RESULTS

## Consolidated Elections

November 7, 2023

Pima County

094

## Council Member Ward 2 City of Tucson

Vote For 1

	TOTAL	Mail & Early	PROV
CUNNINGHAM, PAUL (DEM)	655	655	0
SHACK, ERNIE (REP)	185	185	0
SPICER, PENDLETON "PENNY" (LBT)	25	25	0
Write-In Totals	2	2	0
Overvotes	0	0	0
Undervotes	18	18	0
Contest Totals	885	885	0

## Council Member Ward 4 City of Tucson

Vote For 1

	TOTAL	Mail & Early	PROV
LEE, NIKKI (DEM)	650	650	0
KAPLOWITCH, ROSS (REP)	198	198	0
Write-In Totals	3	3	0
Overvotes	0	0	0
Undervotes	34	34	0
Contest Totals	885	885	0

## PROPOSITION 413 City of Tucson

Vote For 1

	TOTAL	Mail & Early	PROV
Yes	548	548	0
No	319	319	0
Overvotes	0	0	0
Undervotes	18	18	0
Contest Totals	885	885	0

STATEMENT OF VOTES CAST

Consolidated Elections

November 7, 2023

OFFICIAL RESULTS

Pima County

094

PROPOSITION 496 - Tucson Unified School District (TUSD) No. 1

Vote For 1

---

	TOTAL	Mail & Early	PROV
Bond Approval, Yes	603	603	0
Bond Approval, No	256	256	0
Overvotes	0	0	0
Undervotes	26	26	0
Contest Totals	885	885	0

## Consolidated Elections

November 7, 2023

Pima County

095

## STATISTICS

	TOTAL	Mail & Early	PROV
Registered Voters - Total	1,440		
Ballots Cast - Total	560	560	0
Ballots Cast - Blank	0	0	0
Voter Turnout - Total	38.89%		

## Mayor City of Tucson

Vote For 1

	TOTAL	Mail & Early	PROV
ROMERO, REGINA (DEM)	209	209	0
WITTENBRAKER, JANET "JL" (REP)	296	296	0
KERSCHEN, ARTHUR (LBT)	8	8	0
ACKERLEY, ED (IND)	46	46	0
Write-In Totals	0	0	0
Overvotes	0	0	0
Undervotes	1	1	0
Contest Totals	560	560	0

## Council Member Ward 1 City of Tucson

Vote For 1

	TOTAL	Mail & Early	PROV
SANTA CRUZ, LANE (DEM)	208	208	0
LEM, VICTORIA (REP)	340	340	0
Write-In Totals	1	1	0
Overvotes	0	0	0
Undervotes	11	11	0
Contest Totals	560	560	0

STATEMENT OF VOTES CAST

Consolidated Elections

November 7, 2023

Pima County

095

Council Member Ward 2 City of Tucson

Vote For 1

	TOTAL	Mail & Early	PROV
CUNNINGHAM, PAUL (DEM)	219	219	0
SHACK, ERNIE (REP)	311	311	0
SPICER, PENDLETON "PENNY" (LBT)	22	22	0
Write-In Totals	1	1	0
Overvotes	0	0	0
Undervotes	7	7	0
Contest Totals	560	560	0

Council Member Ward 4 City of Tucson

Vote For 1

	TOTAL	Mail & Early	PROV
LEE, NIKKI (DEM)	230	230	0
KAPLOWITCH, ROSS (REP)	320	320	0
Write-In Totals	1	1	0
Overvotes	0	0	0
Undervotes	9	9	0
Contest Totals	560	560	0

PROPOSITION 413 City of Tucson

Vote For 1

	TOTAL	Mail & Early	PROV
Yes	209	209	0
No	326	326	0
Overvotes	0	0	0
Undervotes	25	25	0
Contest Totals	560	560	0

## Consolidated Elections

November 7, 2023

Pima County

096

## STATISTICS

	TOTAL	Mail & Early	PROV
Registered Voters - Total	2,407		
Ballots Cast - Total	1,126	1,126	0
Ballots Cast - Blank	0	0	0
Voter Turnout - Total	46.78%		

## Mayor City of Tucson

Vote For 1

	TOTAL	Mail & Early	PROV
ROMERO, REGINA (DEM)	750	750	0
WITTENBRAKER, JANET "JL" (REP)	249	249	0
KERSCHEN, ARTHUR (LBT)	13	13	0
ACKERLEY, ED (IND)	87	87	0
Write-In Totals	11	11	0
Overvotes	0	0	0
Undervotes	16	16	0
Contest Totals	1,126	1,126	0

## Council Member Ward 1 City of Tucson

Vote For 1

	TOTAL	Mail & Early	PROV
SANTA CRUZ, LANE (DEM)	756	756	0
LEM, VICTORIA (REP)	323	323	0
Write-In Totals	2	2	0
Overvotes	1	1	0
Undervotes	44	44	0
Contest Totals	1,126	1,126	0



STATEMENT OF VOTES CAST

Consolidated Elections

November 7, 2023

Pima County

096

Council Member Ward 2 City of Tucson

Vote For 1

	TOTAL	Mail & Early	PROV
CUNNINGHAM, PAUL (DEM)	799	799	0
SHACK, ERNIE (REP)	251	251	0
SPICER, PENDLETON "PENNY" (LBT)	41	41	0
Write-In Totals	1	1	0
Overvotes	2	2	0
Undervotes	32	32	0
Contest Totals	1,126	1,126	0

Council Member Ward 4 City of Tucson

Vote For 1

	TOTAL	Mail & Early	PROV
LEE, NIKKI (DEM)	802	802	0
KAPLOWITCH, ROSS (REP)	267	267	0
Write-In Totals	1	1	0
Overvotes	0	0	0
Undervotes	56	56	0
Contest Totals	1,126	1,126	0

PROPOSITION 413 City of Tucson

Vote For 1

	TOTAL	Mail & Early	PROV
Yes	660	660	0
No	445	445	0
Overvotes	0	0	0
Undervotes	21	21	0
Contest Totals	1,126	1,126	0

STATEMENT OF VOTES CAST

Consolidated Elections

November 7, 2023

OFFICIAL RESULTS

Pima County

096

PROPOSITION 496 - Tucson Unified School District (TUSD) No. 1

Vote For 1

---

	TOTAL	Mail & Early	PROV
Bond Approval, Yes	758	758	0
Bond Approval, No	340	340	0
Overvotes	0	0	0
Undervotes	28	28	0
Contest Totals	1,126	1,126	0

## Consolidated Elections

November 7, 2023

Pima County

097

## STATISTICS

	TOTAL	Mail & Early	PROV
Registered Voters - Total	1,952		
Ballots Cast - Total	734	734	0
Ballots Cast - Blank	0	0	0
Voter Turnout - Total	37.60%		

## Mayor City of Tucson

Vote For 1

	TOTAL	Mail & Early	PROV
ROMERO, REGINA (DEM)	463	463	0
WITTENBRAKER, JANET "JL" (REP)	178	178	0
KERSCHEN, ARTHUR (LBT)	11	11	0
ACKERLEY, ED (IND)	74	74	0
Write-In Totals	1	1	0
Overvotes	1	1	0
Undervotes	6	6	0
Contest Totals	734	734	0

## Council Member Ward 1 City of Tucson

Vote For 1

	TOTAL	Mail & Early	PROV
SANTA CRUZ, LANE (DEM)	464	464	0
LEM, VICTORIA (REP)	249	249	0
Write-In Totals	4	4	0
Overvotes	0	0	0
Undervotes	17	17	0
Contest Totals	734	734	0

STATEMENT OF VOTES CAST

Consolidated Elections

November 7, 2023

Pima County

097

Council Member Ward 2 City of Tucson

Vote For 1

	TOTAL	Mail & Early	PROV
CUNNINGHAM, PAUL (DEM)	494	494	0
SHACK, ERNIE (REP)	183	183	0
SPICER, PENDLETON "PENNY" (LBT)	26	26	0
Write-In Totals	0	0	0
Overvotes	1	1	0
Undervotes	30	30	0
Contest Totals	734	734	0

Council Member Ward 4 City of Tucson

Vote For 1

	TOTAL	Mail & Early	PROV
LEE, NIKKI (DEM)	503	503	0
KAPLOWITCH, ROSS (REP)	188	188	0
Write-In Totals	0	0	0
Overvotes	0	0	0
Undervotes	43	43	0
Contest Totals	734	734	0

PROPOSITION 413 City of Tucson

Vote For 1

	TOTAL	Mail & Early	PROV
Yes	374	374	0
No	351	351	0
Overvotes	0	0	0
Undervotes	9	9	0
Contest Totals	734	734	0

STATEMENT OF VOTES CAST

Consolidated Elections

November 7, 2023

OFFICIAL RESULTS

Pima County

097

PROPOSITION 496 - Tucson Unified School District (TUSD) No. 1

Vote For 1

---

	TOTAL	Mail & Early	PROV
Bond Approval, Yes	442	442	0
Bond Approval, No	272	272	0
Overvotes	0	0	0
Undervotes	20	20	0
Contest Totals	734	734	0

STATEMENT OF VOTES CAST

Consolidated Elections

November 7, 2023

Pima County

098

STATISTICS

	TOTAL	Mail & Early	PROV
Registered Voters - Total	3,320		
Ballots Cast - Total	912	912	0
Ballots Cast - Blank	0	0	0
Voter Turnout - Total	27.47%		

Mayor City of Tucson

Vote For 1

	TOTAL	Mail & Early	PROV
ROMERO, REGINA (DEM)	566	566	0
WITTENBRAKER, JANET "JL" (REP)	270	270	0
KERSCHEN, ARTHUR (LBT)	20	20	0
ACKERLEY, ED (IND)	51	51	0
Write-In Totals	2	2	0
Overvotes	1	1	0
Undervotes	2	2	0
Contest Totals	912	912	0

Council Member Ward 1 City of Tucson

Vote For 1

	TOTAL	Mail & Early	PROV
SANTA CRUZ, LANE (DEM)	580	580	0
LEM, VICTORIA (REP)	309	309	0
Write-In Totals	2	2	0
Overvotes	0	0	0
Undervotes	21	21	0
Contest Totals	912	912	0

STATEMENT OF VOTES CAST

Consolidated Elections

November 7, 2023

Pima County

098

Council Member Ward 2 City of Tucson

Vote For 1

	TOTAL	Mail & Early	PROV
CUNNINGHAM, PAUL (DEM)	578	578	0
SHACK, ERNIE (REP)	262	262	0
SPICER, PENDLETON "PENNY" (LBT)	52	52	0
Write-In Totals	1	1	0
Overvotes	2	2	0
Undervotes	17	17	0
Contest Totals	912	912	0

Council Member Ward 4 City of Tucson

Vote For 1

	TOTAL	Mail & Early	PROV
LEE, NIKKI (DEM)	603	603	0
KAPLOWITCH, ROSS (REP)	278	278	0
Write-In Totals	1	1	0
Overvotes	0	0	0
Undervotes	30	30	0
Contest Totals	912	912	0

PROPOSITION 413 City of Tucson

Vote For 1

	TOTAL	Mail & Early	PROV
Yes	450	450	0
No	444	444	0
Overvotes	0	0	0
Undervotes	18	18	0
Contest Totals	912	912	0

STATEMENT OF VOTES CAST

Consolidated Elections

November 7, 2023

OFFICIAL RESULTS

Pima County

098

PROPOSITION 496 - Tucson Unified School District (TUSD) No. 1

Vote For 1

---

	TOTAL	Mail & Early	PROV
Bond Approval, Yes	536	536	0
Bond Approval, No	348	348	0
Overvotes	0	0	0
Undervotes	28	28	0
Contest Totals	912	912	0



STATEMENT OF VOTES CAST

Consolidated Elections

November 7, 2023

Pima County

099

STATISTICS

	TOTAL	Mail & Early	PROV
Registered Voters - Total	2,234		
Ballots Cast - Total	1,172	1,172	0
Ballots Cast - Blank	0	0	0
Voter Turnout - Total	52.46%		

Mayor City of Tucson

Vote For 1

	TOTAL	Mail & Early	PROV
ROMERO, REGINA (DEM)	768	768	0
WITTENBRAKER, JANET "JL" (REP)	308	308	0
KERSCHEN, ARTHUR (LBT)	9	9	0
ACKERLEY, ED (IND)	70	70	0
Write-In Totals	2	2	0
Overvotes	0	0	0
Undervotes	15	15	0
Contest Totals	1,172	1,172	0

Council Member Ward 1 City of Tucson

Vote For 1

	TOTAL	Mail & Early	PROV
SANTA CRUZ, LANE (DEM)	746	746	0
LEM, VICTORIA (REP)	378	378	0
Write-In Totals	1	1	0
Overvotes	0	0	0
Undervotes	47	47	0
Contest Totals	1,172	1,172	0

STATEMENT OF VOTES CAST

Consolidated Elections

November 7, 2023

Pima County

099

Council Member Ward 2 City of Tucson

Vote For 1

	TOTAL	Mail & Early	PROV
CUNNINGHAM, PAUL (DEM)	796	796	0
SHACK, ERNIE (REP)	298	298	0
SPICER, PENDLETON "PENNY" (LBT)	47	47	0
Write-In Totals	1	1	0
Overvotes	0	0	0
Undervotes	30	30	0
Contest Totals	1,172	1,172	0

Council Member Ward 4 City of Tucson

Vote For 1

	TOTAL	Mail & Early	PROV
LEE, NIKKI (DEM)	778	778	0
KAPLOWITCH, ROSS (REP)	334	334	0
Write-In Totals	2	2	0
Overvotes	0	0	0
Undervotes	58	58	0
Contest Totals	1,172	1,172	0

PROPOSITION 413 City of Tucson

Vote For 1

	TOTAL	Mail & Early	PROV
Yes	733	733	0
No	399	399	0
Overvotes	0	0	0
Undervotes	40	40	0
Contest Totals	1,172	1,172	0

STATEMENT OF VOTES CAST

Consolidated Elections

November 7, 2023

OFFICIAL RESULTS

Pima County

099

PROPOSITION 496 - Tucson Unified School District (TUSD) No. 1

Vote For 1

---

	TOTAL	Mail & Early	PROV
Bond Approval, Yes	799	799	0
Bond Approval, No	320	320	0
Overvotes	0	0	0
Undervotes	53	53	0
Contest Totals	1,172	1,172	0

STATEMENT OF VOTES CAST

Consolidated Elections

November 7, 2023

Pima County

100

STATISTICS

	TOTAL	Mail & Early	PROV
Registered Voters - Total	2,719		
Ballots Cast - Total	1,043	1,043	0
Ballots Cast - Blank	0	0	0
Voter Turnout - Total	38.36%		

Mayor City of Tucson

Vote For 1

	TOTAL	Mail & Early	PROV
ROMERO, REGINA (DEM)	655	655	0
WITTENBRAKER, JANET "JL" (REP)	301	301	0
KERSCHEN, ARTHUR (LBT)	20	20	0
ACKERLEY, ED (IND)	57	57	0
Write-In Totals	2	2	0
Overvotes	0	0	0
Undervotes	8	8	0
Contest Totals	1,043	1,043	0

Council Member Ward 1 City of Tucson

Vote For 1

	TOTAL	Mail & Early	PROV
SANTA CRUZ, LANE (DEM)	665	665	0
LEM, VICTORIA (REP)	343	343	0
Write-In Totals	4	4	0
Overvotes	0	0	0
Undervotes	31	31	0
Contest Totals	1,043	1,043	0

STATEMENT OF VOTES CAST

Consolidated Elections

November 7, 2023

Pima County

100

Council Member Ward 2 City of Tucson

Vote For 1

	TOTAL	Mail & Early	PROV
CUNNINGHAM, PAUL (DEM)	650	650	0
SHACK, ERNIE (REP)	311	311	0
SPICER, PENDLETON "PENNY" (LBT)	49	49	0
Write-In Totals	2	2	0
Overvotes	1	1	0
Undervotes	30	30	0
Contest Totals	1,043	1,043	0

Council Member Ward 4 City of Tucson

Vote For 1

	TOTAL	Mail & Early	PROV
LEE, NIKKI (DEM)	669	669	0
KAPLOWITCH, ROSS (REP)	323	323	0
Write-In Totals	3	3	0
Overvotes	0	0	0
Undervotes	48	48	0
Contest Totals	1,043	1,043	0

PROPOSITION 413 City of Tucson

Vote For 1

	TOTAL	Mail & Early	PROV
Yes	543	543	0
No	474	474	0
Overvotes	1	1	0
Undervotes	25	25	0
Contest Totals	1,043	1,043	0

STATEMENT OF VOTES CAST

Consolidated Elections

November 7, 2023

OFFICIAL RESULTS

Pima County

100

PROPOSITION 496 - Tucson Unified School District (TUSD) No. 1

Vote For 1

---

	TOTAL	Mail & Early	PROV
Bond Approval, Yes	612	612	0
Bond Approval, No	387	387	0
Overvotes	0	0	0
Undervotes	44	44	0
Contest Totals	1,043	1,043	0

101

STATISTICS

	TOTAL	Mail & Early	PROV
Registered Voters - Total	1,702		
Ballots Cast - Total	477	477	0
Ballots Cast - Blank	2	2	0
Voter Turnout - Total	28.03%		

PROPOSITION 496 - Tucson Unified School District (TUSD) No. 1

Vote For 1

	TOTAL	Mail & Early	PROV
Bond Approval, Yes	226	226	0
Bond Approval, No	249	249	0
Overvotes	0	0	0
Undervotes	2	2	0
Contest Totals	477	477	0

102

STATISTICS

	TOTAL	Mail & Early	PROV
Registered Voters - Total	907		
Ballots Cast - Total	128	128	0
Ballots Cast - Blank	0	0	0
Voter Turnout - Total	14.11%		

PROPOSITION 496 - Tucson Unified School District (TUSD) No. 1

Vote For 1

	TOTAL	Mail & Early	PROV
Bond Approval, Yes	76	76	0
Bond Approval, No	52	52	0
Overvotes	0	0	0
Undervotes	0	0	0
Contest Totals	128	128	0



## Consolidated Elections

November 7, 2023

Pima County

103

## STATISTICS

	TOTAL	Mail & Early	PROV
Registered Voters - Total	1,205		
Ballots Cast - Total	554	554	0
Ballots Cast - Blank	0	0	0
Voter Turnout - Total	45.98%		

## Mayor City of Tucson

Vote For 1

	TOTAL	Mail & Early	PROV
ROMERO, REGINA (DEM)	396	396	0
WITTENBRAKER, JANET "JL" (REP)	112	112	0
KERSCHEN, ARTHUR (LBT)	6	6	0
ACKERLEY, ED (IND)	36	36	0
Write-In Totals	0	0	0
Overvotes	0	0	0
Undervotes	4	4	0
Contest Totals	554	554	0

## Council Member Ward 1 City of Tucson

Vote For 1

	TOTAL	Mail & Early	PROV
SANTA CRUZ, LANE (DEM)	390	390	0
LEM, VICTORIA (REP)	147	147	0
Write-In Totals	1	1	0
Overvotes	0	0	0
Undervotes	16	16	0
Contest Totals	554	554	0

STATEMENT OF VOTES CAST

Consolidated Elections

November 7, 2023

Pima County

103

Council Member Ward 2 City of Tucson

Vote For 1

	TOTAL	Mail & Early	PROV
CUNNINGHAM, PAUL (DEM)	400	400	0
SHACK, ERNIE (REP)	121	121	0
SPICER, PENDLETON "PENNY" (LBT)	16	16	0
Write-In Totals	0	0	0
Overvotes	1	1	0
Undervotes	16	16	0
Contest Totals	554	554	0

Council Member Ward 4 City of Tucson

Vote For 1

	TOTAL	Mail & Early	PROV
LEE, NIKKI (DEM)	399	399	0
KAPLOWITCH, ROSS (REP)	127	127	0
Write-In Totals	0	0	0
Overvotes	0	0	0
Undervotes	28	28	0
Contest Totals	554	554	0

PROPOSITION 413 City of Tucson

Vote For 1

	TOTAL	Mail & Early	PROV
Yes	323	323	0
No	219	219	0
Overvotes	0	0	0
Undervotes	12	12	0
Contest Totals	554	554	0

STATEMENT OF VOTES CAST

Consolidated Elections

November 7, 2023

OFFICIAL RESULTS

Pima County

103

PROPOSITION 496 - Tucson Unified School District (TUSD) No. 1

Vote For 1

---

	TOTAL	Mail & Early	PROV
Bond Approval, Yes	373	373	0
Bond Approval, No	162	162	0
Overvotes	0	0	0
Undervotes	19	19	0
Contest Totals	554	554	0

STATEMENT OF VOTES CAST

Consolidated Elections

November 7, 2023

Pima County

105

STATISTICS

	TOTAL	Mail & Early	PROV
Registered Voters - Total	2,068		
Ballots Cast - Total	492	492	0
Ballots Cast - Blank	0	0	0
Voter Turnout - Total	23.79%		

Mayor City of Tucson

Vote For 1

	TOTAL	Mail & Early	PROV
ROMERO, REGINA (DEM)	256	256	0
WITTENBRAKER, JANET "JL" (REP)	186	186	0
KERSCHEN, ARTHUR (LBT)	7	7	0
ACKERLEY, ED (IND)	41	41	0
Write-In Totals	0	0	0
Overvotes	0	0	0
Undervotes	2	2	0
Contest Totals	492	492	0

Council Member Ward 1 City of Tucson

Vote For 1

	TOTAL	Mail & Early	PROV
SANTA CRUZ, LANE (DEM)	264	264	0
LEM, VICTORIA (REP)	220	220	0
Write-In Totals	3	3	0
Overvotes	0	0	0
Undervotes	5	5	0
Contest Totals	492	492	0

STATEMENT OF VOTES CAST

Consolidated Elections

November 7, 2023

Pima County

105

Council Member Ward 2 City of Tucson

Vote For 1

	TOTAL	Mail & Early	PROV
CUNNINGHAM, PAUL (DEM)	270	270	0
SHACK, ERNIE (REP)	191	191	0
SPICER, PENDLETON "PENNY" (LBT)	25	25	0
Write-In Totals	0	0	0
Overvotes	1	1	0
Undervotes	5	5	0
Contest Totals	492	492	0

Council Member Ward 4 City of Tucson

Vote For 1

	TOTAL	Mail & Early	PROV
LEE, NIKKI (DEM)	274	274	0
KAPLOWITCH, ROSS (REP)	205	205	0
Write-In Totals	1	1	0
Overvotes	0	0	0
Undervotes	12	12	0
Contest Totals	492	492	0

PROPOSITION 413 City of Tucson

Vote For 1

	TOTAL	Mail & Early	PROV
Yes	186	186	0
No	298	298	0
Overvotes	0	0	0
Undervotes	8	8	0
Contest Totals	492	492	0

STATEMENT OF VOTES CAST

Consolidated Elections

November 7, 2023

OFFICIAL RESULTS

Pima County

105

PROPOSITION 496 - Tucson Unified School District (TUSD) No. 1

Vote For 1

---

	TOTAL	Mail & Early	PROV
Bond Approval, Yes	228	228	0
Bond Approval, No	251	251	0
Overvotes	0	0	0
Undervotes	13	13	0
Contest Totals	492	492	0

106

STATISTICS

	TOTAL	Mail & Early	PROV
Registered Voters - Total	1,440		
Ballots Cast - Total	555	555	0
Ballots Cast - Blank	0	0	0
Voter Turnout - Total	38.54%		

Mayor City of Tucson

Vote For 1

	TOTAL	Mail & Early	PROV
ROMERO, REGINA (DEM)	0	0	0
WITTENBRAKER, JANET "JL" (REP)	0	0	0
KERSCHEN, ARTHUR (LBT)	0	0	0
ACKERLEY, ED (IND)	0	0	0
Write-In Totals	0	0	0
Overvotes	0	0	0
Undervotes	0	0	0
Contest Totals	0	0	0

Council Member Ward 1 City of Tucson

Vote For 1

	TOTAL	Mail & Early	PROV
SANTA CRUZ, LANE (DEM)	0	0	0
LEM, VICTORIA (REP)	0	0	0
Write-In Totals	0	0	0
Overvotes	0	0	0
Undervotes	0	0	0
Contest Totals	0	0	0

STATEMENT OF VOTES CAST

Consolidated Elections

November 7, 2023

Pima County

106

Council Member Ward 2 City of Tucson

Vote For 1

	TOTAL	Mail & Early	PROV
CUNNINGHAM, PAUL (DEM)	0	0	0
SHACK, ERNIE (REP)	0	0	0
SPICER, PENDLETON "PENNY" (LBT)	0	0	0
Write-In Totals	0	0	0
Overvotes	0	0	0
Undervotes	0	0	0
Contest Totals	0	0	0

Council Member Ward 4 City of Tucson

Vote For 1

	TOTAL	Mail & Early	PROV
LEE, NIKKI (DEM)	0	0	0
KAPLOWITCH, ROSS (REP)	0	0	0
Write-In Totals	0	0	0
Overvotes	0	0	0
Undervotes	0	0	0
Contest Totals	0	0	0

PROPOSITION 413 City of Tucson

Vote For 1

	TOTAL	Mail & Early	PROV
Yes	0	0	0
No	0	0	0
Overvotes	0	0	0
Undervotes	0	0	0
Contest Totals	0	0	0



STATEMENT OF VOTES CAST

Consolidated Elections

November 7, 2023

OFFICIAL RESULTS

Pima County

106

PROPOSITION 496 - Tucson Unified School District (TUSD) No. 1

Vote For 1

---

	TOTAL	Mail & Early	PROV
Bond Approval, Yes	346	346	0
Bond Approval, No	209	209	0
Overvotes	0	0	0
Undervotes	0	0	0
Contest Totals	555	555	0

## Consolidated Elections

November 7, 2023

Pima County

107

## STATISTICS

	TOTAL	Mail & Early	PROV
Registered Voters - Total	3,278		
Ballots Cast - Total	1,186	1,186	0
Ballots Cast - Blank	0	0	0
Voter Turnout - Total	36.18%		

## Mayor City of Tucson

Vote For 1

	TOTAL	Mail & Early	PROV
ROMERO, REGINA (DEM)	759	759	0
WITTENBRAKER, JANET "JL" (REP)	342	342	0
KERSCHEN, ARTHUR (LBT)	20	20	0
ACKERLEY, ED (IND)	55	55	0
Write-In Totals	2	2	0
Overvotes	0	0	0
Undervotes	8	8	0
Contest Totals	1,186	1,186	0

## Council Member Ward 1 City of Tucson

Vote For 1

	TOTAL	Mail & Early	PROV
SANTA CRUZ, LANE (DEM)	763	763	0
LEM, VICTORIA (REP)	388	388	0
Write-In Totals	1	1	0
Overvotes	0	0	0
Undervotes	34	34	0
Contest Totals	1,186	1,186	0

STATEMENT OF VOTES CAST

Consolidated Elections

November 7, 2023

Pima County

107

Council Member Ward 2 City of Tucson

Vote For 1

	TOTAL	Mail & Early	PROV
CUNNINGHAM, PAUL (DEM)	796	796	0
SHACK, ERNIE (REP)	333	333	0
SPICER, PENDLETON "PENNY" (LBT)	37	37	0
Write-In Totals	2	2	0
Overvotes	0	0	0
Undervotes	18	18	0
Contest Totals	1,186	1,186	0

Council Member Ward 4 City of Tucson

Vote For 1

	TOTAL	Mail & Early	PROV
LEE, NIKKI (DEM)	778	778	0
KAPLOWITCH, ROSS (REP)	354	354	0
Write-In Totals	1	1	0
Overvotes	1	1	0
Undervotes	52	52	0
Contest Totals	1,186	1,186	0

PROPOSITION 413 City of Tucson

Vote For 1

	TOTAL	Mail & Early	PROV
Yes	660	660	0
No	503	503	0
Overvotes	0	0	0
Undervotes	23	23	0
Contest Totals	1,186	1,186	0

STATEMENT OF VOTES CAST

Consolidated Elections

November 7, 2023

OFFICIAL RESULTS

Pima County

107

PROPOSITION 496 - Tucson Unified School District (TUSD) No. 1

Vote For 1

---

	TOTAL	Mail & Early	PROV
Bond Approval, Yes	733	733	0
Bond Approval, No	408	408	0
Overvotes	0	0	0
Undervotes	45	45	0
Contest Totals	1,186	1,186	0

STATEMENT OF VOTES CAST

Consolidated Elections

November 7, 2023

Pima County

108

STATISTICS

	TOTAL	Mail & Early	PROV
Registered Voters - Total	4,148		
Ballots Cast - Total	1,683	1,683	0
Ballots Cast - Blank	0	0	0
Voter Turnout - Total	40.57%		

Mayor City of Tucson

Vote For 1

	TOTAL	Mail & Early	PROV
ROMERO, REGINA (DEM)	1,082	1,082	0
WITTENBRAKER, JANET "JL" (REP)	472	472	0
KERSCHEN, ARTHUR (LBT)	16	16	0
ACKERLEY, ED (IND)	101	101	0
Write-In Totals	2	2	0
Overvotes	1	1	0
Undervotes	9	9	0
Contest Totals	1,683	1,683	0

Council Member Ward 1 City of Tucson

Vote For 1

	TOTAL	Mail & Early	PROV
SANTA CRUZ, LANE (DEM)	1,103	1,103	0
LEM, VICTORIA (REP)	544	544	0
Write-In Totals	1	1	0
Overvotes	0	0	0
Undervotes	35	35	0
Contest Totals	1,683	1,683	0

STATEMENT OF VOTES CAST

Consolidated Elections

November 7, 2023

Pima County

108

Council Member Ward 2 City of Tucson

Vote For 1

	TOTAL	Mail & Early	PROV
CUNNINGHAM, PAUL (DEM)	1,123	1,123	0
SHACK, ERNIE (REP)	467	467	0
SPICER, PENDLETON "PENNY" (LBT)	57	57	0
Write-In Totals	2	2	0
Overvotes	0	0	0
Undervotes	34	34	0
Contest Totals	1,683	1,683	0

Council Member Ward 4 City of Tucson

Vote For 1

	TOTAL	Mail & Early	PROV
LEE, NIKKI (DEM)	1,116	1,116	0
KAPLOWITCH, ROSS (REP)	502	502	0
Write-In Totals	3	3	0
Overvotes	0	0	0
Undervotes	62	62	0
Contest Totals	1,683	1,683	0

PROPOSITION 413 City of Tucson

Vote For 1

	TOTAL	Mail & Early	PROV
Yes	926	926	0
No	706	706	0
Overvotes	0	0	0
Undervotes	51	51	0
Contest Totals	1,683	1,683	0

STATEMENT OF VOTES CAST

Consolidated Elections

November 7, 2023

OFFICIAL RESULTS

Pima County

108

PROPOSITION 496 - Tucson Unified School District (TUSD) No. 1

Vote For 1

	TOTAL	Mail & Early	PROV
Bond Approval, Yes	1,081	1,081	0
Bond Approval, No	535	535	0
Overvotes	0	0	0
Undervotes	67	67	0
Contest Totals	1,683	1,683	0

110

STATISTICS

	TOTAL	Mail & Early	PROV
Registered Voters - Total	2,283		
Ballots Cast - Total	125	125	0
Ballots Cast - Blank	1	1	0
Voter Turnout - Total	5.48%		

PROPOSITION 496 - Tucson Unified School District (TUSD) No. 1

Vote For 1

	TOTAL	Mail & Early	PROV
Bond Approval, Yes	99	99	0
Bond Approval, No	25	25	0
Overvotes	0	0	0
Undervotes	1	1	0
Contest Totals	125	125	0



## Consolidated Elections

November 7, 2023

Pima County

111

## STATISTICS

	TOTAL	Mail & Early	PROV
Registered Voters - Total	2,097		
Ballots Cast - Total	926	926	0
Ballots Cast - Blank	0	0	0
Voter Turnout - Total	44.16%		

## Mayor City of Tucson

Vote For 1

	TOTAL	Mail & Early	PROV
ROMERO, REGINA (DEM)	541	541	0
WITTENBRAKER, JANET "JL" (REP)	292	292	0
KERSCHEN, ARTHUR (LBT)	18	18	0
ACKERLEY, ED (IND)	68	68	0
Write-In Totals	0	0	0
Overvotes	2	2	0
Undervotes	5	5	0
Contest Totals	926	926	0

## Council Member Ward 1 City of Tucson

Vote For 1

	TOTAL	Mail & Early	PROV
SANTA CRUZ, LANE (DEM)	558	558	0
LEM, VICTORIA (REP)	343	343	0
Write-In Totals	1	1	0
Overvotes	0	0	0
Undervotes	24	24	0
Contest Totals	926	926	0

## STATEMENT OF VOTES CAST

OFFICIAL RESULTS

## Consolidated Elections

November 7, 2023

Pima County

111

## Council Member Ward 2 City of Tucson

Vote For 1

	TOTAL	Mail & Early	PROV
CUNNINGHAM, PAUL (DEM)	576	576	0
SHACK, ERNIE (REP)	301	301	0
SPICER, PENDLETON "PENNY" (LBT)	30	30	0
Write-In Totals	0	0	0
Overvotes	0	0	0
Undervotes	19	19	0
Contest Totals	926	926	0

## Council Member Ward 4 City of Tucson

Vote For 1

	TOTAL	Mail & Early	PROV
LEE, NIKKI (DEM)	564	564	0
KAPLOWITCH, ROSS (REP)	323	323	0
Write-In Totals	2	2	0
Overvotes	0	0	0
Undervotes	37	37	0
Contest Totals	926	926	0

## PROPOSITION 413 City of Tucson

Vote For 1

	TOTAL	Mail & Early	PROV
Yes	436	436	0
No	471	471	0
Overvotes	0	0	0
Undervotes	19	19	0
Contest Totals	926	926	0

STATEMENT OF VOTES CAST

Consolidated Elections

November 7, 2023

OFFICIAL RESULTS

Pima County

111

PROPOSITION 496 - Tucson Unified School District (TUSD) No. 1

Vote For 1

---

	TOTAL	Mail & Early	PROV
Bond Approval, Yes	502	502	0
Bond Approval, No	382	382	0
Overvotes	0	0	0
Undervotes	42	42	0
Contest Totals	926	926	0

112

STATISTICS

	TOTAL	Mail & Early	PROV
Registered Voters - Total	255		
Ballots Cast - Total	122	122	0
Ballots Cast - Blank	0	0	0
Voter Turnout - Total	47.84%		

PROPOSITION 496 - Tucson Unified School District (TUSD) No. 1

Vote For 1

	TOTAL	Mail & Early	PROV
Bond Approval, Yes	65	65	0
Bond Approval, No	57	57	0
Overvotes	0	0	0
Undervotes	0	0	0
Contest Totals	122	122	0

## Consolidated Elections

November 7, 2023

Pima County

113

## STATISTICS

	TOTAL	Mail & Early	PROV
Registered Voters - Total	3,219		
Ballots Cast - Total	831	831	0
Ballots Cast - Blank	0	0	0
Voter Turnout - Total	25.82%		

## Mayor City of Tucson

Vote For 1

	TOTAL	Mail & Early	PROV
ROMERO, REGINA (DEM)	433	433	0
WITTENBRAKER, JANET "JL" (REP)	312	312	0
KERSCHEN, ARTHUR (LBT)	27	27	0
ACKERLEY, ED (IND)	51	51	0
Write-In Totals	1	1	0
Overvotes	0	0	0
Undervotes	7	7	0
Contest Totals	831	831	0

## Council Member Ward 1 City of Tucson

Vote For 1

	TOTAL	Mail & Early	PROV
SANTA CRUZ, LANE (DEM)	458	458	0
LEM, VICTORIA (REP)	348	348	0
Write-In Totals	2	2	0
Overvotes	0	0	0
Undervotes	23	23	0
Contest Totals	831	831	0

## Consolidated Elections

November 7, 2023

Pima County

113

## Council Member Ward 2 City of Tucson

Vote For 1

	TOTAL	Mail & Early	PROV
CUNNINGHAM, PAUL (DEM)	438	438	0
SHACK, ERNIE (REP)	313	313	0
SPICER, PENDLETON "PENNY" (LBT)	59	59	0
Write-In Totals	0	0	0
Overvotes	0	0	0
Undervotes	21	21	0
Contest Totals	831	831	0

## Council Member Ward 4 City of Tucson

Vote For 1

	TOTAL	Mail & Early	PROV
LEE, NIKKI (DEM)	460	460	0
KAPLOWITCH, ROSS (REP)	339	339	0
Write-In Totals	1	1	0
Overvotes	0	0	0
Undervotes	31	31	0
Contest Totals	831	831	0

## PROPOSITION 413 City of Tucson

Vote For 1

	TOTAL	Mail & Early	PROV
Yes	307	307	0
No	506	506	0
Overvotes	0	0	0
Undervotes	18	18	0
Contest Totals	831	831	0

STATEMENT OF VOTES CAST

Consolidated Elections

November 7, 2023

OFFICIAL RESULTS

Pima County

113

PROPOSITION 496 - Tucson Unified School District (TUSD) No. 1

Vote For 1

---

	TOTAL	Mail & Early	PROV
Bond Approval, Yes	401	401	0
Bond Approval, No	403	403	0
Overvotes	0	0	0
Undervotes	27	27	0
Contest Totals	831	831	0

## Consolidated Elections

November 7, 2023

Pima County

114

## STATISTICS

	TOTAL	Mail & Early	PROV
Registered Voters - Total	904		
Ballots Cast - Total	93	93	0
Ballots Cast - Blank	0	0	0
Voter Turnout - Total	10.29%		

## Mayor City of Tucson

Vote For 1

	TOTAL	Mail & Early	PROV
ROMERO, REGINA (DEM)	40	40	0
WITTENBRAKER, JANET "JL" (REP)	43	43	0
KERSCHEN, ARTHUR (LBT)	3	3	0
ACKERLEY, ED (IND)	6	6	0
Write-In Totals	0	0	0
Overvotes	0	0	0
Undervotes	1	1	0
Contest Totals	93	93	0

## Council Member Ward 1 City of Tucson

Vote For 1

	TOTAL	Mail & Early	PROV
SANTA CRUZ, LANE (DEM)	44	44	0
LEM, VICTORIA (REP)	48	48	0
Write-In Totals	0	0	0
Overvotes	0	0	0
Undervotes	1	1	0
Contest Totals	93	93	0



## Consolidated Elections

November 7, 2023

Pima County

114

## Council Member Ward 2 City of Tucson

Vote For 1

	TOTAL	Mail & Early	PROV
CUNNINGHAM, PAUL (DEM)	43	43	0
SHACK, ERNIE (REP)	43	43	0
SPICER, PENDLETON "PENNY" (LBT)	4	4	0
Write-In Totals	1	1	0
Overvotes	0	0	0
Undervotes	2	2	0
Contest Totals	93	93	0

## Council Member Ward 4 City of Tucson

Vote For 1

	TOTAL	Mail & Early	PROV
LEE, NIKKI (DEM)	45	45	0
KAPLOWITCH, ROSS (REP)	45	45	0
Write-In Totals	1	1	0
Overvotes	0	0	0
Undervotes	2	2	0
Contest Totals	93	93	0

## PROPOSITION 413 City of Tucson

Vote For 1

	TOTAL	Mail & Early	PROV
Yes	34	34	0
No	59	59	0
Overvotes	0	0	0
Undervotes	0	0	0
Contest Totals	93	93	0

Consolidated Elections

November 7, 2023

Pima County

114

PROPOSITION 496 - Tucson Unified School District (TUSD) No. 1

Vote For 1

	TOTAL	Mail & Early	PROV
Bond Approval, Yes	53	53	0
Bond Approval, No	39	39	0
Overvotes	0	0	0
Undervotes	1	1	0
Contest Totals	93	93	0

PROPOSITION 498 - Sunnyside Unified School District No. 12

Vote For 1

	TOTAL	Mail & Early	PROV
Budget Increase, Yes	0	0	0
Budget Increase, No	0	0	0
Overvotes	0	0	0
Undervotes	0	0	0
Contest Totals	0	0	0

PROPOSITION 499 - Sunnyside Unified School District No. 12

Vote For 1

	TOTAL	Mail & Early	PROV
Budget Increase, Yes	0	0	0
Budget Increase, No	0	0	0
Overvotes	0	0	0
Undervotes	0	0	0
Contest Totals	0	0	0

STATEMENT OF VOTES CAST

Consolidated Elections

November 7, 2023

Pima County

116

STATISTICS

	TOTAL	Mail & Early	PROV
Registered Voters - Total	5,948		
Ballots Cast - Total	2,059	2,059	0
Ballots Cast - Blank	0	0	0
Voter Turnout - Total	34.62%		

Mayor City of Tucson

Vote For 1

	TOTAL	Mail & Early	PROV
ROMERO, REGINA (DEM)	1,034	1,034	0
WITTENBRAKER, JANET "JL" (REP)	833	833	0
KERSCHEN, ARTHUR (LBT)	34	34	0
ACKERLEY, ED (IND)	146	146	0
Write-In Totals	1	1	0
Overvotes	0	0	0
Undervotes	11	11	0
Contest Totals	2,059	2,059	0

Council Member Ward 1 City of Tucson

Vote For 1

	TOTAL	Mail & Early	PROV
SANTA CRUZ, LANE (DEM)	1,059	1,059	0
LEM, VICTORIA (REP)	939	939	0
Write-In Totals	0	0	0
Overvotes	1	1	0
Undervotes	60	60	0
Contest Totals	2,059	2,059	0

## STATEMENT OF VOTES CAST

OFFICIAL RESULTS

## Consolidated Elections

November 7, 2023

Pima County

116

## Council Member Ward 2 City of Tucson

Vote For 1

	TOTAL	Mail & Early	PROV
CUNNINGHAM, PAUL (DEM)	1,127	1,127	0
SHACK, ERNIE (REP)	826	826	0
SPICER, PENDLETON "PENNY" (LBT)	77	77	0
Write-In Totals	2	2	0
Overvotes	1	1	0
Undervotes	26	26	0
Contest Totals	2,059	2,059	0

## Council Member Ward 4 City of Tucson

Vote For 1

	TOTAL	Mail & Early	PROV
LEE, NIKKI (DEM)	1,087	1,087	0
KAPLOWITCH, ROSS (REP)	881	881	0
Write-In Totals	1	1	0
Overvotes	0	0	0
Undervotes	90	90	0
Contest Totals	2,059	2,059	0

## PROPOSITION 413 City of Tucson

Vote For 1

	TOTAL	Mail & Early	PROV
Yes	879	879	0
No	1,112	1,112	0
Overvotes	0	0	0
Undervotes	68	68	0
Contest Totals	2,059	2,059	0

STATEMENT OF VOTES CAST

Consolidated Elections

November 7, 2023

OFFICIAL RESULTS

Pima County

116

PROPOSITION 496 - Tucson Unified School District (TUSD) No. 1

Vote For 1

---

	TOTAL	Mail & Early	PROV
Bond Approval, Yes	1,084	1,084	0
Bond Approval, No	881	881	0
Overvotes	0	0	0
Undervotes	94	94	0
Contest Totals	2,059	2,059	0

## Consolidated Elections

November 7, 2023

Pima County

117

## STATISTICS

	TOTAL	Mail & Early	PROV
Registered Voters - Total	2,624		
Ballots Cast - Total	963	963	0
Ballots Cast - Blank	0	0	0
Voter Turnout - Total	36.70%		

## Mayor City of Tucson

Vote For 1

	TOTAL	Mail & Early	PROV
ROMERO, REGINA (DEM)	522	522	0
WITTENBRAKER, JANET "JL" (REP)	343	343	0
KERSCHEN, ARTHUR (LBT)	11	11	0
ACKERLEY, ED (IND)	81	81	0
Write-In Totals	1	1	0
Overvotes	0	0	0
Undervotes	5	5	0
Contest Totals	963	963	0

## Council Member Ward 1 City of Tucson

Vote For 1

	TOTAL	Mail & Early	PROV
SANTA CRUZ, LANE (DEM)	554	554	0
LEM, VICTORIA (REP)	385	385	0
Write-In Totals	2	2	0
Overvotes	0	0	0
Undervotes	22	22	0
Contest Totals	963	963	0

STATEMENT OF VOTES CAST

Consolidated Elections

November 7, 2023

Pima County

117

Council Member Ward 2 City of Tucson

Vote For 1

	TOTAL	Mail & Early	PROV
CUNNINGHAM, PAUL (DEM)	590	590	0
SHACK, ERNIE (REP)	332	332	0
SPICER, PENDLETON "PENNY" (LBT)	31	31	0
Write-In Totals	0	0	0
Overvotes	0	0	0
Undervotes	10	10	0
Contest Totals	963	963	0

Council Member Ward 4 City of Tucson

Vote For 1

	TOTAL	Mail & Early	PROV
LEE, NIKKI (DEM)	565	565	0
KAPLOWITCH, ROSS (REP)	363	363	0
Write-In Totals	3	3	0
Overvotes	0	0	0
Undervotes	32	32	0
Contest Totals	963	963	0

PROPOSITION 413 City of Tucson

Vote For 1

	TOTAL	Mail & Early	PROV
Yes	425	425	0
No	510	510	0
Overvotes	0	0	0
Undervotes	28	28	0
Contest Totals	963	963	0

STATEMENT OF VOTES CAST

Consolidated Elections

November 7, 2023

OFFICIAL RESULTS

Pima County

117

PROPOSITION 496 - Tucson Unified School District (TUSD) No. 1

Vote For 1

	TOTAL	Mail & Early	PROV
Bond Approval, Yes	498	498	0
Bond Approval, No	433	433	0
Overvotes	0	0	0
Undervotes	32	32	0
Contest Totals	963	963	0



STATEMENT OF VOTES CAST

Consolidated Elections

November 7, 2023

Pima County

118

STATISTICS

	TOTAL	Mail & Early	PROV
Registered Voters - Total	2,831		
Ballots Cast - Total	1,420	1,420	0
Ballots Cast - Blank	2	2	0
Voter Turnout - Total	50.16%		

Mayor City of Tucson

Vote For 1

	TOTAL	Mail & Early	PROV
ROMERO, REGINA (DEM)	833	833	0
WITTENBRAKER, JANET "JL" (REP)	456	456	0
KERSCHEN, ARTHUR (LBT)	20	20	0
ACKERLEY, ED (IND)	96	96	0
Write-In Totals	1	1	0
Overvotes	1	1	0
Undervotes	13	13	0
Contest Totals	1,420	1,420	0

Council Member Ward 1 City of Tucson

Vote For 1

	TOTAL	Mail & Early	PROV
SANTA CRUZ, LANE (DEM)	829	829	0
LEM, VICTORIA (REP)	525	525	0
Write-In Totals	3	3	0
Overvotes	0	0	0
Undervotes	63	63	0
Contest Totals	1,420	1,420	0

## STATEMENT OF VOTES CAST

OFFICIAL RESULTS

## Consolidated Elections

November 7, 2023

Pima County

118

## Council Member Ward 2 City of Tucson

Vote For 1

	TOTAL	Mail & Early	PROV
CUNNINGHAM, PAUL (DEM)	883	883	0
SHACK, ERNIE (REP)	464	464	0
SPICER, PENDLETON "PENNY" (LBT)	44	44	0
Write-In Totals	0	0	0
Overvotes	1	1	0
Undervotes	28	28	0
Contest Totals	1,420	1,420	0

## Council Member Ward 4 City of Tucson

Vote For 1

	TOTAL	Mail & Early	PROV
LEE, NIKKI (DEM)	842	842	0
KAPLOWITCH, ROSS (REP)	483	483	0
Write-In Totals	2	2	0
Overvotes	0	0	0
Undervotes	93	93	0
Contest Totals	1,420	1,420	0

## PROPOSITION 413 City of Tucson

Vote For 1

	TOTAL	Mail & Early	PROV
Yes	754	754	0
No	616	616	0
Overvotes	0	0	0
Undervotes	50	50	0
Contest Totals	1,420	1,420	0

STATEMENT OF VOTES CAST

Consolidated Elections

November 7, 2023

OFFICIAL RESULTS

Pima County

118

PROPOSITION 496 - Tucson Unified School District (TUSD) No. 1

Vote For 1

---

	TOTAL	Mail & Early	PROV
Bond Approval, Yes	832	832	0
Bond Approval, No	525	525	0
Overvotes	1	1	0
Undervotes	62	62	0
Contest Totals	1,420	1,420	0

## Consolidated Elections

November 7, 2023

Pima County

119

## STATISTICS

	TOTAL	Mail & Early	PROV
Registered Voters - Total	2,267		
Ballots Cast - Total	869	869	0
Ballots Cast - Blank	0	0	0
Voter Turnout - Total	38.33%		

## Mayor City of Tucson

Vote For 1

	TOTAL	Mail & Early	PROV
ROMERO, REGINA (DEM)	469	469	0
WITTENBRAKER, JANET "JL" (REP)	333	333	0
KERSCHEN, ARTHUR (LBT)	11	11	0
ACKERLEY, ED (IND)	49	49	0
Write-In Totals	2	2	0
Overvotes	0	0	0
Undervotes	5	5	0
Contest Totals	869	869	0

## Council Member Ward 1 City of Tucson

Vote For 1

	TOTAL	Mail & Early	PROV
SANTA CRUZ, LANE (DEM)	476	476	0
LEM, VICTORIA (REP)	368	368	0
Write-In Totals	0	0	0
Overvotes	0	0	0
Undervotes	25	25	0
Contest Totals	869	869	0

## STATEMENT OF VOTES CAST

OFFICIAL RESULTS

## Consolidated Elections

November 7, 2023

Pima County

119

## Council Member Ward 2 City of Tucson

Vote For 1

	TOTAL	Mail & Early	PROV
CUNNINGHAM, PAUL (DEM)	485	485	0
SHACK, ERNIE (REP)	323	323	0
SPICER, PENDLETON "PENNY" (LBT)	44	44	0
Write-In Totals	0	0	0
Overvotes	0	0	0
Undervotes	17	17	0
Contest Totals	869	869	0

## Council Member Ward 4 City of Tucson

Vote For 1

	TOTAL	Mail & Early	PROV
LEE, NIKKI (DEM)	491	491	0
KAPLOWITCH, ROSS (REP)	335	335	0
Write-In Totals	0	0	0
Overvotes	0	0	0
Undervotes	43	43	0
Contest Totals	869	869	0

## PROPOSITION 413 City of Tucson

Vote For 1

	TOTAL	Mail & Early	PROV
Yes	380	380	0
No	467	467	0
Overvotes	0	0	0
Undervotes	22	22	0
Contest Totals	869	869	0

STATEMENT OF VOTES CAST

Consolidated Elections

November 7, 2023

OFFICIAL RESULTS

Pima County

119

PROPOSITION 496 - Tucson Unified School District (TUSD) No. 1

Vote For 1

---

	TOTAL	Mail & Early	PROV
Bond Approval, Yes	475	475	0
Bond Approval, No	364	364	0
Overvotes	0	0	0
Undervotes	30	30	0
Contest Totals	869	869	0

## Consolidated Elections

November 7, 2023

Pima County

120

## STATISTICS

	TOTAL	Mail & Early	PROV
Registered Voters - Total	3,062		
Ballots Cast - Total	1,091	1,091	0
Ballots Cast - Blank	0	0	0
Voter Turnout - Total	35.63%		

## Mayor City of Tucson

Vote For 1

	TOTAL	Mail & Early	PROV
ROMERO, REGINA (DEM)	583	583	0
WITTENBRAKER, JANET "JL" (REP)	392	392	0
KERSCHEN, ARTHUR (LBT)	12	12	0
ACKERLEY, ED (IND)	97	97	0
Write-In Totals	0	0	0
Overvotes	1	1	0
Undervotes	6	6	0
Contest Totals	1,091	1,091	0

## Council Member Ward 1 City of Tucson

Vote For 1

	TOTAL	Mail & Early	PROV
SANTA CRUZ, LANE (DEM)	604	604	0
LEM, VICTORIA (REP)	474	474	0
Write-In Totals	1	1	0
Overvotes	0	0	0
Undervotes	12	12	0
Contest Totals	1,091	1,091	0

STATEMENT OF VOTES CAST

Consolidated Elections

November 7, 2023

Pima County

120

Council Member Ward 2 City of Tucson

Vote For 1

	TOTAL	Mail & Early	PROV
CUNNINGHAM, PAUL (DEM)	634	634	0
SHACK, ERNIE (REP)	405	405	0
SPICER, PENDLETON "PENNY" (LBT)	40	40	0
Write-In Totals	1	1	0
Overvotes	1	1	0
Undervotes	10	10	0
Contest Totals	1,091	1,091	0

Council Member Ward 4 City of Tucson

Vote For 1

	TOTAL	Mail & Early	PROV
LEE, NIKKI (DEM)	608	608	0
KAPLOWITCH, ROSS (REP)	447	447	0
Write-In Totals	1	1	0
Overvotes	0	0	0
Undervotes	35	35	0
Contest Totals	1,091	1,091	0

PROPOSITION 413 City of Tucson

Vote For 1

	TOTAL	Mail & Early	PROV
Yes	482	482	0
No	587	587	0
Overvotes	0	0	0
Undervotes	22	22	0
Contest Totals	1,091	1,091	0



STATEMENT OF VOTES CAST

Consolidated Elections

November 7, 2023

OFFICIAL RESULTS

Pima County

120

PROPOSITION 496 - Tucson Unified School District (TUSD) No. 1

Vote For 1

---

	TOTAL	Mail & Early	PROV
Bond Approval, Yes	558	558	0
Bond Approval, No	488	488	0
Overvotes	0	0	0
Undervotes	45	45	0
Contest Totals	1,091	1,091	0

121

## STATISTICS

	TOTAL	Mail & Early	PROV
Registered Voters - Total	884		
Ballots Cast - Total	523	523	0
Ballots Cast - Blank	0	0	0
Voter Turnout - Total	59.16%		

## Mayor City of Tucson

Vote For 1

	TOTAL	Mail & Early	PROV
ROMERO, REGINA (DEM)	254	254	0
WITTENBRAKER, JANET "JL" (REP)	214	214	0
KERSCHEN, ARTHUR (LBT)	7	7	0
ACKERLEY, ED (IND)	43	43	0
Write-In Totals	0	0	0
Overvotes	0	0	0
Undervotes	5	5	0
Contest Totals	523	523	0

## Council Member Ward 1 City of Tucson

Vote For 1

	TOTAL	Mail & Early	PROV
SANTA CRUZ, LANE (DEM)	262	262	0
LEM, VICTORIA (REP)	245	245	0
Write-In Totals	0	0	0
Overvotes	1	1	0
Undervotes	15	15	0
Contest Totals	523	523	0

## Consolidated Elections

November 7, 2023

Pima County

121

## Council Member Ward 2 City of Tucson

Vote For 1

	TOTAL	Mail & Early	PROV
CUNNINGHAM, PAUL (DEM)	279	279	0
SHACK, ERNIE (REP)	221	221	0
SPICER, PENDLETON "PENNY" (LBT)	14	14	0
Write-In Totals	1	1	0
Overvotes	0	0	0
Undervotes	8	8	0
Contest Totals	523	523	0

## Council Member Ward 4 City of Tucson

Vote For 1

	TOTAL	Mail & Early	PROV
LEE, NIKKI (DEM)	268	268	0
KAPLOWITCH, ROSS (REP)	231	231	0
Write-In Totals	0	0	0
Overvotes	0	0	0
Undervotes	24	24	0
Contest Totals	523	523	0

## PROPOSITION 413 City of Tucson

Vote For 1

	TOTAL	Mail & Early	PROV
Yes	241	241	0
No	265	265	0
Overvotes	0	0	0
Undervotes	17	17	0
Contest Totals	523	523	0

STATEMENT OF VOTES CAST

Consolidated Elections

November 7, 2023

OFFICIAL RESULTS

Pima County

121

PROPOSITION 496 - Tucson Unified School District (TUSD) No. 1

Vote For 1

---

	TOTAL	Mail & Early	PROV
Bond Approval, Yes	288	288	0
Bond Approval, No	218	218	0
Overvotes	0	0	0
Undervotes	17	17	0
Contest Totals	523	523	0

STATEMENT OF VOTES CAST

Consolidated Elections

November 7, 2023

Pima County

122

STATISTICS

	TOTAL	Mail & Early	PROV
Registered Voters - Total	2,276		
Ballots Cast - Total	781	781	0
Ballots Cast - Blank	0	0	0
Voter Turnout - Total	34.31%		

Mayor City of Tucson

Vote For 1

	TOTAL	Mail & Early	PROV
ROMERO, REGINA (DEM)	368	368	0
WITTENBRAKER, JANET "JL" (REP)	327	327	0
KERSCHEN, ARTHUR (LBT)	12	12	0
ACKERLEY, ED (IND)	67	67	0
Write-In Totals	2	2	0
Overvotes	0	0	0
Undervotes	5	5	0
Contest Totals	781	781	0

Council Member Ward 1 City of Tucson

Vote For 1

	TOTAL	Mail & Early	PROV
SANTA CRUZ, LANE (DEM)	377	377	0
LEM, VICTORIA (REP)	384	384	0
Write-In Totals	0	0	0
Overvotes	0	0	0
Undervotes	20	20	0
Contest Totals	781	781	0

## Consolidated Elections

November 7, 2023

Pima County

122

## Council Member Ward 2 City of Tucson

Vote For 1

	TOTAL	Mail & Early	PROV
CUNNINGHAM, PAUL (DEM)	395	395	0
SHACK, ERNIE (REP)	338	338	0
SPICER, PENDLETON "PENNY" (LBT)	28	28	0
Write-In Totals	0	0	0
Overvotes	1	1	0
Undervotes	19	19	0
Contest Totals	781	781	0

## Council Member Ward 4 City of Tucson

Vote For 1

	TOTAL	Mail & Early	PROV
LEE, NIKKI (DEM)	396	396	0
KAPLOWITCH, ROSS (REP)	354	354	0
Write-In Totals	0	0	0
Overvotes	0	0	0
Undervotes	31	31	0
Contest Totals	781	781	0

## PROPOSITION 413 City of Tucson

Vote For 1

	TOTAL	Mail & Early	PROV
Yes	281	281	0
No	474	474	0
Overvotes	0	0	0
Undervotes	26	26	0
Contest Totals	781	781	0

STATEMENT OF VOTES CAST

Consolidated Elections

November 7, 2023

OFFICIAL RESULTS

Pima County

122

PROPOSITION 496 - Tucson Unified School District (TUSD) No. 1

Vote For 1

---

	TOTAL	Mail & Early	PROV
Bond Approval, Yes	342	342	0
Bond Approval, No	404	404	0
Overvotes	0	0	0
Undervotes	35	35	0
Contest Totals	781	781	0

STATEMENT OF VOTES CAST

Consolidated Elections

November 7, 2023

Pima County

123

STATISTICS

	TOTAL	Mail & Early	PROV
Registered Voters - Total	4,592		
Ballots Cast - Total	1,306	1,306	0
Ballots Cast - Blank	0	0	0
Voter Turnout - Total	28.44%		

Mayor City of Tucson

Vote For 1

	TOTAL	Mail & Early	PROV
ROMERO, REGINA (DEM)	653	653	0
WITTENBRAKER, JANET "JL" (REP)	524	524	0
KERSCHEN, ARTHUR (LBT)	27	27	0
ACKERLEY, ED (IND)	90	90	0
Write-In Totals	2	2	0
Overvotes	0	0	0
Undervotes	10	10	0
Contest Totals	1,306	1,306	0

Council Member Ward 1 City of Tucson

Vote For 1

	TOTAL	Mail & Early	PROV
SANTA CRUZ, LANE (DEM)	671	671	0
LEM, VICTORIA (REP)	608	608	0
Write-In Totals	2	2	0
Overvotes	0	0	0
Undervotes	25	25	0
Contest Totals	1,306	1,306	0



STATEMENT OF VOTES CAST

Consolidated Elections

November 7, 2023

Pima County

123

Council Member Ward 2 City of Tucson

Vote For 1

	TOTAL	Mail & Early	PROV
CUNNINGHAM, PAUL (DEM)	678	678	0
SHACK, ERNIE (REP)	533	533	0
SPICER, PENDLETON "PENNY" (LBT)	69	69	0
Write-In Totals	3	3	0
Overvotes	0	0	0
Undervotes	23	23	0
Contest Totals	1,306	1,306	0

Council Member Ward 4 City of Tucson

Vote For 1

	TOTAL	Mail & Early	PROV
LEE, NIKKI (DEM)	688	688	0
KAPLOWITCH, ROSS (REP)	570	570	0
Write-In Totals	3	3	0
Overvotes	0	0	0
Undervotes	45	45	0
Contest Totals	1,306	1,306	0

PROPOSITION 413 City of Tucson

Vote For 1

	TOTAL	Mail & Early	PROV
Yes	467	467	0
No	803	803	0
Overvotes	0	0	0
Undervotes	36	36	0
Contest Totals	1,306	1,306	0

STATEMENT OF VOTES CAST

Consolidated Elections

November 7, 2023

OFFICIAL RESULTS

Pima County

123

PROPOSITION 496 - Tucson Unified School District (TUSD) No. 1

Vote For 1

---

	TOTAL	Mail & Early	PROV
Bond Approval, Yes	595	595	0
Bond Approval, No	668	668	0
Overvotes	0	0	0
Undervotes	43	43	0
Contest Totals	1,306	1,306	0

STATEMENT OF VOTES CAST

Consolidated Elections

November 7, 2023

Pima County

124

STATISTICS

	TOTAL	Mail & Early	PROV
Registered Voters - Total	1,623		
Ballots Cast - Total	586	586	0
Ballots Cast - Blank	2	2	0
Voter Turnout - Total	36.11%		

Mayor City of Tucson

Vote For 1

	TOTAL	Mail & Early	PROV
ROMERO, REGINA (DEM)	249	249	0
WITTENBRAKER, JANET "JL" (REP)	278	278	0
KERSCHEN, ARTHUR (LBT)	4	4	0
ACKERLEY, ED (IND)	46	46	0
Write-In Totals	0	0	0
Overvotes	0	0	0
Undervotes	9	9	0
Contest Totals	586	586	0

Council Member Ward 1 City of Tucson

Vote For 1

	TOTAL	Mail & Early	PROV
SANTA CRUZ, LANE (DEM)	256	256	0
LEM, VICTORIA (REP)	312	312	0
Write-In Totals	1	1	0
Overvotes	0	0	0
Undervotes	17	17	0
Contest Totals	586	586	0

## Consolidated Elections

November 7, 2023

Pima County

124

## Council Member Ward 2 City of Tucson

Vote For 1

	TOTAL	Mail & Early	PROV
CUNNINGHAM, PAUL (DEM)	277	277	0
SHACK, ERNIE (REP)	273	273	0
SPICER, PENDLETON "PENNY" (LBT)	17	17	0
Write-In Totals	0	0	0
Overvotes	0	0	0
Undervotes	19	19	0
Contest Totals	586	586	0

## Council Member Ward 4 City of Tucson

Vote For 1

	TOTAL	Mail & Early	PROV
LEE, NIKKI (DEM)	270	270	0
KAPLOWITCH, ROSS (REP)	295	295	0
Write-In Totals	1	1	0
Overvotes	0	0	0
Undervotes	20	20	0
Contest Totals	586	586	0

## PROPOSITION 413 City of Tucson

Vote For 1

	TOTAL	Mail & Early	PROV
Yes	204	204	0
No	365	365	0
Overvotes	0	0	0
Undervotes	17	17	0
Contest Totals	586	586	0

STATEMENT OF VOTES CAST

Consolidated Elections

November 7, 2023

OFFICIAL RESULTS

Pima County

124

PROPOSITION 496 - Tucson Unified School District (TUSD) No. 1

Vote For 1

---

	TOTAL	Mail & Early	PROV
Bond Approval, Yes	232	232	0
Bond Approval, No	331	331	0
Overvotes	0	0	0
Undervotes	23	23	0
Contest Totals	586	586	0

125

STATISTICS

	TOTAL	Mail & Early	PROV
Registered Voters - Total	2,309		
Ballots Cast - Total	948	948	0
Ballots Cast - Blank	1	1	0
Voter Turnout - Total	41.06%		

PROPOSITION 496 - Tucson Unified School District (TUSD) No. 1

Vote For 1

	TOTAL	Mail & Early	PROV
Bond Approval, Yes	629	629	0
Bond Approval, No	318	318	0
Overvotes	0	0	0
Undervotes	1	1	0
Contest Totals	948	948	0

STATEMENT OF VOTES CAST

Consolidated Elections

November 7, 2023

Pima County

126

STATISTICS

	TOTAL	Mail & Early	PROV
Registered Voters - Total	1,597		
Ballots Cast - Total	777	777	0
Ballots Cast - Blank	0	0	0
Voter Turnout - Total	48.65%		

Mayor City of Tucson

Vote For 1

	TOTAL	Mail & Early	PROV
ROMERO, REGINA (DEM)	314	314	0
WITTENBRAKER, JANET "JL" (REP)	337	337	0
KERSCHEN, ARTHUR (LBT)	9	9	0
ACKERLEY, ED (IND)	46	46	0
Write-In Totals	1	1	0
Overvotes	0	0	0
Undervotes	4	4	0
Contest Totals	711	711	0

Council Member Ward 1 City of Tucson

Vote For 1

	TOTAL	Mail & Early	PROV
SANTA CRUZ, LANE (DEM)	289	289	0
LEM, VICTORIA (REP)	402	402	0
Write-In Totals	0	0	0
Overvotes	0	0	0
Undervotes	20	20	0
Contest Totals	711	711	0

## Consolidated Elections

November 7, 2023

Pima County

126

## Council Member Ward 2 City of Tucson

Vote For 1

	TOTAL	Mail & Early	PROV
CUNNINGHAM, PAUL (DEM)	340	340	0
SHACK, ERNIE (REP)	336	336	0
SPICER, PENDLETON "PENNY" (LBT)	19	19	0
Write-In Totals	0	0	0
Overvotes	3	3	0
Undervotes	13	13	0
Contest Totals	711	711	0

## Council Member Ward 4 City of Tucson

Vote For 1

	TOTAL	Mail & Early	PROV
LEE, NIKKI (DEM)	313	313	0
KAPLOWITCH, ROSS (REP)	365	365	0
Write-In Totals	0	0	0
Overvotes	0	0	0
Undervotes	33	33	0
Contest Totals	711	711	0

## PROPOSITION 413 City of Tucson

Vote For 1

	TOTAL	Mail & Early	PROV
Yes	317	317	0
No	377	377	0
Overvotes	0	0	0
Undervotes	17	17	0
Contest Totals	711	711	0



STATEMENT OF VOTES CAST

Consolidated Elections

November 7, 2023

OFFICIAL RESULTS

Pima County

126

PROPOSITION 496 - Tucson Unified School District (TUSD) No. 1

Vote For 1

---

	TOTAL	Mail & Early	PROV
Bond Approval, Yes	402	402	0
Bond Approval, No	354	354	0
Overvotes	0	0	0
Undervotes	21	21	0
Contest Totals	777	777	0

## Consolidated Elections

November 7, 2023

Pima County

128

## STATISTICS

	TOTAL	Mail & Early	PROV
Registered Voters - Total	2,297		
Ballots Cast - Total	1,008	1,008	0
Ballots Cast - Blank	1	1	0
Voter Turnout - Total	43.88%		

## Mayor City of Tucson

Vote For 1

	TOTAL	Mail & Early	PROV
ROMERO, REGINA (DEM)	489	489	0
WITTENBRAKER, JANET "JL" (REP)	427	427	0
KERSCHEN, ARTHUR (LBT)	16	16	0
ACKERLEY, ED (IND)	68	68	0
Write-In Totals	0	0	0
Overvotes	0	0	0
Undervotes	8	8	0
Contest Totals	1,008	1,008	0

## Council Member Ward 1 City of Tucson

Vote For 1

	TOTAL	Mail & Early	PROV
SANTA CRUZ, LANE (DEM)	498	498	0
LEM, VICTORIA (REP)	476	476	0
Write-In Totals	2	2	0
Overvotes	0	0	0
Undervotes	32	32	0
Contest Totals	1,008	1,008	0

STATEMENT OF VOTES CAST

Consolidated Elections

November 7, 2023

Pima County

128

Council Member Ward 2 City of Tucson

Vote For 1

	TOTAL	Mail & Early	PROV
CUNNINGHAM, PAUL (DEM)	534	534	0
SHACK, ERNIE (REP)	419	419	0
SPICER, PENDLETON "PENNY" (LBT)	39	39	0
Write-In Totals	1	1	0
Overvotes	0	0	0
Undervotes	15	15	0
Contest Totals	1,008	1,008	0

Council Member Ward 4 City of Tucson

Vote For 1

	TOTAL	Mail & Early	PROV
LEE, NIKKI (DEM)	521	521	0
KAPLOWITCH, ROSS (REP)	441	441	0
Write-In Totals	3	3	0
Overvotes	0	0	0
Undervotes	43	43	0
Contest Totals	1,008	1,008	0

PROPOSITION 413 City of Tucson

Vote For 1

	TOTAL	Mail & Early	PROV
Yes	462	462	0
No	531	531	0
Overvotes	0	0	0
Undervotes	15	15	0
Contest Totals	1,008	1,008	0

STATEMENT OF VOTES CAST

Consolidated Elections

November 7, 2023

OFFICIAL RESULTS

Pima County

128

PROPOSITION 496 - Tucson Unified School District (TUSD) No. 1

Vote For 1

---

	TOTAL	Mail & Early	PROV
Bond Approval, Yes	512	512	0
Bond Approval, No	467	467	0
Overvotes	0	0	0
Undervotes	29	29	0
Contest Totals	1,008	1,008	0

STATEMENT OF VOTES CAST

Consolidated Elections

November 7, 2023

Pima County

129

STATISTICS

	TOTAL	Mail & Early	PROV
Registered Voters - Total	2,239		
Ballots Cast - Total	749	749	0
Ballots Cast - Blank	0	0	0
Voter Turnout - Total	33.45%		

Mayor City of Tucson

Vote For 1

	TOTAL	Mail & Early	PROV
ROMERO, REGINA (DEM)	407	407	0
WITTENBRAKER, JANET "JL" (REP)	277	277	0
KERSCHEN, ARTHUR (LBT)	14	14	0
ACKERLEY, ED (IND)	46	46	0
Write-In Totals	0	0	0
Overvotes	0	0	0
Undervotes	5	5	0
Contest Totals	749	749	0

Council Member Ward 1 City of Tucson

Vote For 1

	TOTAL	Mail & Early	PROV
SANTA CRUZ, LANE (DEM)	418	418	0
LEM, VICTORIA (REP)	314	314	0
Write-In Totals	0	0	0
Overvotes	0	0	0
Undervotes	17	17	0
Contest Totals	749	749	0

STATEMENT OF VOTES CAST

Consolidated Elections

November 7, 2023

Pima County

129

Council Member Ward 2 City of Tucson

Vote For 1

	TOTAL	Mail & Early	PROV
CUNNINGHAM, PAUL (DEM)	439	439	0
SHACK, ERNIE (REP)	272	272	0
SPICER, PENDLETON "PENNY" (LBT)	24	24	0
Write-In Totals	0	0	0
Overvotes	1	1	0
Undervotes	13	13	0
Contest Totals	749	749	0

Council Member Ward 4 City of Tucson

Vote For 1

	TOTAL	Mail & Early	PROV
LEE, NIKKI (DEM)	430	430	0
KAPLOWITCH, ROSS (REP)	295	295	0
Write-In Totals	0	0	0
Overvotes	0	0	0
Undervotes	24	24	0
Contest Totals	749	749	0

PROPOSITION 413 City of Tucson

Vote For 1

	TOTAL	Mail & Early	PROV
Yes	328	328	0
No	402	402	0
Overvotes	0	0	0
Undervotes	19	19	0
Contest Totals	749	749	0

STATEMENT OF VOTES CAST

Consolidated Elections

November 7, 2023

OFFICIAL RESULTS

Pima County

129

PROPOSITION 496 - Tucson Unified School District (TUSD) No. 1

Vote For 1

---

	TOTAL	Mail & Early	PROV
Bond Approval, Yes	381	381	0
Bond Approval, No	330	330	0
Overvotes	0	0	0
Undervotes	38	38	0
Contest Totals	749	749	0

## Consolidated Elections

November 7, 2023

Pima County

130

## STATISTICS

	TOTAL	Mail & Early	PROV
Registered Voters - Total	1,967		
Ballots Cast - Total	779	779	0
Ballots Cast - Blank	0	0	0
Voter Turnout - Total	39.60%		

## Mayor City of Tucson

Vote For 1

	TOTAL	Mail & Early	PROV
ROMERO, REGINA (DEM)	339	339	0
WITTENBRAKER, JANET "JL" (REP)	360	360	0
KERSCHEN, ARTHUR (LBT)	17	17	0
ACKERLEY, ED (IND)	57	57	0
Write-In Totals	0	0	0
Overvotes	0	0	0
Undervotes	6	6	0
Contest Totals	779	779	0

## Council Member Ward 1 City of Tucson

Vote For 1

	TOTAL	Mail & Early	PROV
SANTA CRUZ, LANE (DEM)	345	345	0
LEM, VICTORIA (REP)	412	412	0
Write-In Totals	1	1	0
Overvotes	0	0	0
Undervotes	21	21	0
Contest Totals	779	779	0



## Consolidated Elections

November 7, 2023

Pima County

130

## Council Member Ward 2 City of Tucson

Vote For 1

	TOTAL	Mail & Early	PROV
CUNNINGHAM, PAUL (DEM)	372	372	0
SHACK, ERNIE (REP)	361	361	0
SPICER, PENDLETON "PENNY" (LBT)	34	34	0
Write-In Totals	0	0	0
Overvotes	0	0	0
Undervotes	12	12	0
Contest Totals	779	779	0

## Council Member Ward 4 City of Tucson

Vote For 1

	TOTAL	Mail & Early	PROV
LEE, NIKKI (DEM)	351	351	0
KAPLOWITCH, ROSS (REP)	395	395	0
Write-In Totals	1	1	0
Overvotes	0	0	0
Undervotes	32	32	0
Contest Totals	779	779	0

## PROPOSITION 413 City of Tucson

Vote For 1

	TOTAL	Mail & Early	PROV
Yes	292	292	0
No	477	477	0
Overvotes	0	0	0
Undervotes	10	10	0
Contest Totals	779	779	0

STATEMENT OF VOTES CAST

Consolidated Elections

November 7, 2023

OFFICIAL RESULTS

Pima County

130

PROPOSITION 496 - Tucson Unified School District (TUSD) No. 1

Vote For 1

---

	TOTAL	Mail & Early	PROV
Bond Approval, Yes	354	354	0
Bond Approval, No	402	402	0
Overvotes	0	0	0
Undervotes	23	23	0
Contest Totals	779	779	0

## Consolidated Elections

November 7, 2023

Pima County

131

## STATISTICS

	TOTAL	Mail & Early	PROV
Registered Voters - Total	2,050		
Ballots Cast - Total	1,138	1,138	0
Ballots Cast - Blank	0	0	0
Voter Turnout - Total	55.51%		

## Mayor City of Tucson

Vote For 1

	TOTAL	Mail & Early	PROV
ROMERO, REGINA (DEM)	555	555	0
WITTENBRAKER, JANET "JL" (REP)	483	483	0
KERSCHEN, ARTHUR (LBT)	12	12	0
ACKERLEY, ED (IND)	73	73	0
Write-In Totals	0	0	0
Overvotes	0	0	0
Undervotes	10	10	0
Contest Totals	1,133	1,133	0

## Council Member Ward 1 City of Tucson

Vote For 1

	TOTAL	Mail & Early	PROV
SANTA CRUZ, LANE (DEM)	539	539	0
LEM, VICTORIA (REP)	554	554	0
Write-In Totals	0	0	0
Overvotes	0	0	0
Undervotes	40	40	0
Contest Totals	1,133	1,133	0

## Consolidated Elections

November 7, 2023

Pima County

131

## Council Member Ward 2 City of Tucson

Vote For 1

	TOTAL	Mail & Early	PROV
CUNNINGHAM, PAUL (DEM)	598	598	0
SHACK, ERNIE (REP)	492	492	0
SPICER, PENDLETON "PENNY" (LBT)	24	24	0
Write-In Totals	1	1	0
Overvotes	0	0	0
Undervotes	18	18	0
Contest Totals	1,133	1,133	0

## Council Member Ward 4 City of Tucson

Vote For 1

	TOTAL	Mail & Early	PROV
LEE, NIKKI (DEM)	561	561	0
KAPLOWITCH, ROSS (REP)	514	514	0
Write-In Totals	3	3	0
Overvotes	0	0	0
Undervotes	55	55	0
Contest Totals	1,133	1,133	0

## PROPOSITION 413 City of Tucson

Vote For 1

	TOTAL	Mail & Early	PROV
Yes	542	542	0
No	561	561	0
Overvotes	0	0	0
Undervotes	30	30	0
Contest Totals	1,133	1,133	0

STATEMENT OF VOTES CAST

Consolidated Elections

November 7, 2023

OFFICIAL RESULTS

Pima County

131

PROPOSITION 496 - Tucson Unified School District (TUSD) No. 1

Vote For 1

---

	TOTAL	Mail & Early	PROV
Bond Approval, Yes	584	584	0
Bond Approval, No	511	511	0
Overvotes	0	0	0
Undervotes	43	43	0
Contest Totals	1,138	1,138	0

## Consolidated Elections

November 7, 2023

Pima County

132

## STATISTICS

	TOTAL	Mail & Early	PROV
Registered Voters - Total	1,430		
Ballots Cast - Total	510	510	0
Ballots Cast - Blank	0	0	0
Voter Turnout - Total	35.66%		

## Mayor City of Tucson

Vote For 1

	TOTAL	Mail & Early	PROV
ROMERO, REGINA (DEM)	235	235	0
WITTENBRAKER, JANET "JL" (REP)	225	225	0
KERSCHEN, ARTHUR (LBT)	5	5	0
ACKERLEY, ED (IND)	39	39	0
Write-In Totals	1	1	0
Overvotes	0	0	0
Undervotes	5	5	0
Contest Totals	510	510	0

## Council Member Ward 1 City of Tucson

Vote For 1

	TOTAL	Mail & Early	PROV
SANTA CRUZ, LANE (DEM)	249	249	0
LEM, VICTORIA (REP)	250	250	0
Write-In Totals	0	0	0
Overvotes	0	0	0
Undervotes	11	11	0
Contest Totals	510	510	0

STATEMENT OF VOTES CAST

Consolidated Elections

November 7, 2023

Pima County

132

Council Member Ward 2 City of Tucson

Vote For 1

	TOTAL	Mail & Early	PROV
CUNNINGHAM, PAUL (DEM)	251	251	0
SHACK, ERNIE (REP)	233	233	0
SPICER, PENDLETON "PENNY" (LBT)	16	16	0
Write-In Totals	1	1	0
Overvotes	0	0	0
Undervotes	9	9	0
Contest Totals	510	510	0

Council Member Ward 4 City of Tucson

Vote For 1

	TOTAL	Mail & Early	PROV
LEE, NIKKI (DEM)	258	258	0
KAPLOWITCH, ROSS (REP)	238	238	0
Write-In Totals	0	0	0
Overvotes	0	0	0
Undervotes	14	14	0
Contest Totals	510	510	0

PROPOSITION 413 City of Tucson

Vote For 1

	TOTAL	Mail & Early	PROV
Yes	185	185	0
No	313	313	0
Overvotes	0	0	0
Undervotes	12	12	0
Contest Totals	510	510	0

STATEMENT OF VOTES CAST

Consolidated Elections

November 7, 2023

OFFICIAL RESULTS

Pima County

132

PROPOSITION 496 - Tucson Unified School District (TUSD) No. 1

Vote For 1

---

	TOTAL	Mail & Early	PROV
Bond Approval, Yes	224	224	0
Bond Approval, No	270	270	0
Overvotes	0	0	0
Undervotes	16	16	0
Contest Totals	510	510	0



## Consolidated Elections

November 7, 2023

Pima County

133

## STATISTICS

	TOTAL	Mail & Early	PROV
Registered Voters - Total	3,805		
Ballots Cast - Total	1,389	1,389	0
Ballots Cast - Blank	0	0	0
Voter Turnout - Total	36.50%		

## Mayor City of Tucson

Vote For 1

	TOTAL	Mail & Early	PROV
ROMERO, REGINA (DEM)	683	683	0
WITTENBRAKER, JANET "JL" (REP)	572	572	0
KERSCHEN, ARTHUR (LBT)	26	26	0
ACKERLEY, ED (IND)	99	99	0
Write-In Totals	2	2	0
Overvotes	1	1	0
Undervotes	6	6	0
Contest Totals	1,389	1,389	0

## Council Member Ward 1 City of Tucson

Vote For 1

	TOTAL	Mail & Early	PROV
SANTA CRUZ, LANE (DEM)	690	690	0
LEM, VICTORIA (REP)	660	660	0
Write-In Totals	3	3	0
Overvotes	1	1	0
Undervotes	35	35	0
Contest Totals	1,389	1,389	0

STATEMENT OF VOTES CAST

Consolidated Elections

November 7, 2023

Pima County

133

Council Member Ward 2 City of Tucson

Vote For 1

	TOTAL	Mail & Early	PROV
CUNNINGHAM, PAUL (DEM)	696	696	0
SHACK, ERNIE (REP)	597	597	0
SPICER, PENDLETON "PENNY" (LBT)	56	56	0
Write-In Totals	1	1	0
Overvotes	0	0	0
Undervotes	39	39	0
Contest Totals	1,389	1,389	0

Council Member Ward 4 City of Tucson

Vote For 1

	TOTAL	Mail & Early	PROV
LEE, NIKKI (DEM)	708	708	0
KAPLOWITCH, ROSS (REP)	633	633	0
Write-In Totals	2	2	0
Overvotes	0	0	0
Undervotes	46	46	0
Contest Totals	1,389	1,389	0

PROPOSITION 413 City of Tucson

Vote For 1

	TOTAL	Mail & Early	PROV
Yes	518	518	0
No	844	844	0
Overvotes	0	0	0
Undervotes	27	27	0
Contest Totals	1,389	1,389	0

STATEMENT OF VOTES CAST

Consolidated Elections

November 7, 2023

OFFICIAL RESULTS

Pima County

133

PROPOSITION 496 - Tucson Unified School District (TUSD) No. 1

Vote For 1

---

	TOTAL	Mail & Early	PROV
Bond Approval, Yes	678	678	0
Bond Approval, No	665	665	0
Overvotes	0	0	0
Undervotes	46	46	0
Contest Totals	1,389	1,389	0

139

STATISTICS

	TOTAL	Mail & Early	PROV
Registered Voters - Total	599		
Ballots Cast - Total	96	96	0
Ballots Cast - Blank	0	0	0
Voter Turnout - Total	16.03%		

PROPOSITION 401 - Sahuarita Unified School District NO. 30

Vote For 1

	TOTAL	Mail & Early	PROV
Bond Approval, Yes	47	47	0
Bond Approval, No	48	48	0
Overvotes	1	1	0
Undervotes	0	0	0
Contest Totals	96	96	0

STATEMENT OF VOTES CAST

Consolidated Elections

November 7, 2023

Pima County

140

STATISTICS

	TOTAL	Mail & Early	PROV
Registered Voters - Total	841		
Ballots Cast - Total	215	215	0
Ballots Cast - Blank	1	1	0
Voter Turnout - Total	25.56%		

PROPOSITION 401 - Sahuarita Unified School District NO. 30

Vote For 1

	TOTAL	Mail & Early	PROV
Bond Approval, Yes	108	108	0
Bond Approval, No	106	106	0
Overvotes	0	0	0
Undervotes	1	1	0
Contest Totals	215	215	0

## Consolidated Elections

November 7, 2023

Pima County

143

## STATISTICS

	TOTAL	Mail & Early	PROV
Registered Voters - Total	1,008		
Ballots Cast - Total	351	351	0
Ballots Cast - Blank	0	0	0
Voter Turnout - Total	34.82%		

## Mayor City of Tucson

Vote For 1

	TOTAL	Mail & Early	PROV
ROMERO, REGINA (DEM)	294	294	0
WITTENBRAKER, JANET "JL" (REP)	32	32	0
KERSCHEN, ARTHUR (LBT)	4	4	0
ACKERLEY, ED (IND)	10	10	0
Write-In Totals	4	4	0
Overvotes	0	0	0
Undervotes	7	7	0
Contest Totals	351	351	0

## Council Member Ward 1 City of Tucson

Vote For 1

	TOTAL	Mail & Early	PROV
SANTA CRUZ, LANE (DEM)	293	293	0
LEM, VICTORIA (REP)	48	48	0
Write-In Totals	1	1	0
Overvotes	0	0	0
Undervotes	9	9	0
Contest Totals	351	351	0

STATEMENT OF VOTES CAST

Consolidated Elections

November 7, 2023

Pima County

143

Council Member Ward 2 City of Tucson

Vote For 1

	TOTAL	Mail & Early	PROV
CUNNINGHAM, PAUL (DEM)	302	302	0
SHACK, ERNIE (REP)	26	26	0
SPICER, PENDLETON "PENNY" (LBT)	10	10	0
Write-In Totals	1	1	0
Overvotes	0	0	0
Undervotes	12	12	0
Contest Totals	351	351	0

Council Member Ward 4 City of Tucson

Vote For 1

	TOTAL	Mail & Early	PROV
LEE, NIKKI (DEM)	297	297	0
KAPLOWITCH, ROSS (REP)	31	31	0
Write-In Totals	0	0	0
Overvotes	0	0	0
Undervotes	23	23	0
Contest Totals	351	351	0

PROPOSITION 413 City of Tucson

Vote For 1

	TOTAL	Mail & Early	PROV
Yes	234	234	0
No	103	103	0
Overvotes	0	0	0
Undervotes	14	14	0
Contest Totals	351	351	0

STATEMENT OF VOTES CAST

Consolidated Elections

November 7, 2023

OFFICIAL RESULTS

Pima County

143

PROPOSITION 496 - Tucson Unified School District (TUSD) No. 1

Vote For 1

---

	TOTAL	Mail & Early	PROV
Bond Approval, Yes	255	255	0
Bond Approval, No	78	78	0
Overvotes	0	0	0
Undervotes	18	18	0
Contest Totals	351	351	0



## Consolidated Elections

November 7, 2023

Pima County

144

## STATISTICS

	TOTAL	Mail & Early	PROV
Registered Voters - Total	2,498		
Ballots Cast - Total	1,004	1,004	0
Ballots Cast - Blank	1	1	0
Voter Turnout - Total	40.19%		

## Mayor City of Tucson

Vote For 1

	TOTAL	Mail & Early	PROV
ROMERO, REGINA (DEM)	601	601	0
WITTENBRAKER, JANET "JL" (REP)	264	264	0
KERSCHEN, ARTHUR (LBT)	9	9	0
ACKERLEY, ED (IND)	93	93	0
Write-In Totals	3	3	0
Overvotes	0	0	0
Undervotes	15	15	0
Contest Totals	985	985	0

## Council Member Ward 1 City of Tucson

Vote For 1

	TOTAL	Mail & Early	PROV
SANTA CRUZ, LANE (DEM)	624	624	0
LEM, VICTORIA (REP)	336	336	0
Write-In Totals	5	5	0
Overvotes	0	0	0
Undervotes	20	20	0
Contest Totals	985	985	0

## Consolidated Elections

November 7, 2023

Pima County

144

## Council Member Ward 2 City of Tucson

Vote For 1

	TOTAL	Mail & Early	PROV
CUNNINGHAM, PAUL (DEM)	654	654	0
SHACK, ERNIE (REP)	267	267	0
SPICER, PENDLETON "PENNY" (LBT)	30	30	0
Write-In Totals	2	2	0
Overvotes	1	1	0
Undervotes	31	31	0
Contest Totals	985	985	0

## Council Member Ward 4 City of Tucson

Vote For 1

	TOTAL	Mail & Early	PROV
LEE, NIKKI (DEM)	664	664	0
KAPLOWITCH, ROSS (REP)	284	284	0
Write-In Totals	2	2	0
Overvotes	0	0	0
Undervotes	35	35	0
Contest Totals	985	985	0

## PROPOSITION 413 City of Tucson

Vote For 1

	TOTAL	Mail & Early	PROV
Yes	486	486	0
No	480	480	0
Overvotes	0	0	0
Undervotes	19	19	0
Contest Totals	985	985	0

STATEMENT OF VOTES CAST

Consolidated Elections

November 7, 2023

OFFICIAL RESULTS

Pima County

144

PROPOSITION 496 - Tucson Unified School District (TUSD) No. 1

Vote For 1

---

	TOTAL	Mail & Early	PROV
Bond Approval, Yes	570	570	0
Bond Approval, No	398	398	0
Overvotes	0	0	0
Undervotes	36	36	0
Contest Totals	1,004	1,004	0

147

STATISTICS

	TOTAL	Mail & Early	PROV
Registered Voters - Total	2,861		
Ballots Cast - Total	651	651	0
Ballots Cast - Blank	2	2	0
Voter Turnout - Total	22.75%		

PROPOSITION 401 - Sahuarita Unified School District NO. 30

Vote For 1

	TOTAL	Mail & Early	PROV
Bond Approval, Yes	378	378	0
Bond Approval, No	271	271	0
Overvotes	0	0	0
Undervotes	2	2	0
Contest Totals	651	651	0

STATEMENT OF VOTES CAST

Consolidated Elections

November 7, 2023

Pima County

150

STATISTICS

	TOTAL	Mail & Early	PROV
Registered Voters - Total	651		
Ballots Cast - Total	88	88	0
Ballots Cast - Blank	0	0	0
Voter Turnout - Total	13.52%		

PROPOSITION 497 - Flowing Wells Unified School District No. 8

Vote For 1

	TOTAL	Mail & Early	PROV
Budget Increase, Yes	55	55	0
Budget Increase, No	33	33	0
Overvotes	0	0	0
Undervotes	0	0	0
Contest Totals	88	88	0

151

STATISTICS

	TOTAL	Mail & Early	PROV
Registered Voters - Total	1,127		
Ballots Cast - Total	538	538	0
Ballots Cast - Blank	0	0	0
Voter Turnout - Total	47.74%		

PROPOSITION 496 - Tucson Unified School District (TUSD) No. 1

Vote For 1

	TOTAL	Mail & Early	PROV
Bond Approval, Yes	310	310	0
Bond Approval, No	228	228	0
Overvotes	0	0	0
Undervotes	0	0	0
Contest Totals	538	538	0

152

STATISTICS

	TOTAL	Mail & Early	PROV
Registered Voters - Total	977		
Ballots Cast - Total	155	155	0
Ballots Cast - Blank	0	0	0
Voter Turnout - Total	15.86%		

PROPOSITION 496 - Tucson Unified School District (TUSD) No. 1

Vote For 1

	TOTAL	Mail & Early	PROV
Bond Approval, Yes	99	99	0
Bond Approval, No	55	55	0
Overvotes	1	1	0
Undervotes	0	0	0
Contest Totals	155	155	0

## Consolidated Elections

November 7, 2023

Pima County

153

## STATISTICS

	TOTAL	Mail & Early	PROV
Registered Voters - Total	3,644		
Ballots Cast - Total	1,345	1,345	0
Ballots Cast - Blank	0	0	0
Voter Turnout - Total	36.91%		

## Mayor City of Tucson

Vote For 1

	TOTAL	Mail & Early	PROV
ROMERO, REGINA (DEM)	655	655	0
WITTENBRAKER, JANET "JL" (REP)	314	314	0
KERSCHEN, ARTHUR (LBT)	19	19	0
ACKERLEY, ED (IND)	64	64	0
Write-In Totals	0	0	0
Overvotes	1	1	0
Undervotes	9	9	0
Contest Totals	1,062	1,062	0

## Council Member Ward 1 City of Tucson

Vote For 1

	TOTAL	Mail & Early	PROV
SANTA CRUZ, LANE (DEM)	655	655	0
LEM, VICTORIA (REP)	386	386	0
Write-In Totals	0	0	0
Overvotes	0	0	0
Undervotes	21	21	0
Contest Totals	1,062	1,062	0



STATEMENT OF VOTES CAST

Consolidated Elections

November 7, 2023

Pima County

153

Council Member Ward 2 City of Tucson

Vote For 1

	TOTAL	Mail & Early	PROV
CUNNINGHAM, PAUL (DEM)	686	686	0
SHACK, ERNIE (REP)	311	311	0
SPICER, PENDLETON "PENNY" (LBT)	37	37	0
Write-In Totals	0	0	0
Overvotes	2	2	0
Undervotes	26	26	0
Contest Totals	1,062	1,062	0

Council Member Ward 4 City of Tucson

Vote For 1

	TOTAL	Mail & Early	PROV
LEE, NIKKI (DEM)	692	692	0
KAPLOWITCH, ROSS (REP)	330	330	0
Write-In Totals	1	1	0
Overvotes	0	0	0
Undervotes	39	39	0
Contest Totals	1,062	1,062	0

PROPOSITION 413 City of Tucson

Vote For 1

	TOTAL	Mail & Early	PROV
Yes	517	517	0
No	520	520	0
Overvotes	0	0	0
Undervotes	25	25	0
Contest Totals	1,062	1,062	0

153

PROPOSITION 496 - Tucson Unified School District (TUSD) No. 1

Vote For 1

	TOTAL	Mail & Early	PROV
Bond Approval, Yes	785	785	0
Bond Approval, No	502	502	0
Overvotes	0	0	0
Undervotes	35	35	0
Contest Totals	1,322	1,322	0

PROPOSITION 497 - Flowing Wells Unified School District No. 8

Vote For 1

	TOTAL	Mail & Early	PROV
Budget Increase, Yes	5	5	0
Budget Increase, No	15	15	0
Overvotes	0	0	0
Undervotes	3	3	0
Contest Totals	23	23	0

STATEMENT OF VOTES CAST

Consolidated Elections

November 7, 2023

Pima County

154

STATISTICS

	TOTAL	Mail & Early	PROV
Registered Voters - Total	2,157		
Ballots Cast - Total	394	394	0
Ballots Cast - Blank	0	0	0
Voter Turnout - Total	18.27%		

Mayor City of Tucson

Vote For 1

	TOTAL	Mail & Early	PROV
ROMERO, REGINA (DEM)	264	264	0
WITTENBRAKER, JANET "JL" (REP)	100	100	0
KERSCHEN, ARTHUR (LBT)	6	6	0
ACKERLEY, ED (IND)	19	19	0
Write-In Totals	2	2	0
Overvotes	0	0	0
Undervotes	3	3	0
Contest Totals	394	394	0

Council Member Ward 1 City of Tucson

Vote For 1

	TOTAL	Mail & Early	PROV
SANTA CRUZ, LANE (DEM)	262	262	0
LEM, VICTORIA (REP)	123	123	0
Write-In Totals	1	1	0
Overvotes	0	0	0
Undervotes	8	8	0
Contest Totals	394	394	0

## STATEMENT OF VOTES CAST

OFFICIAL RESULTS

## Consolidated Elections

November 7, 2023

Pima County

154

## Council Member Ward 2 City of Tucson

Vote For 1

	TOTAL	Mail & Early	PROV
CUNNINGHAM, PAUL (DEM)	258	258	0
SHACK, ERNIE (REP)	103	103	0
SPICER, PENDLETON "PENNY" (LBT)	22	22	0
Write-In Totals	1	1	0
Overvotes	0	0	0
Undervotes	10	10	0
Contest Totals	394	394	0

## Council Member Ward 4 City of Tucson

Vote For 1

	TOTAL	Mail & Early	PROV
LEE, NIKKI (DEM)	265	265	0
KAPLOWITCH, ROSS (REP)	116	116	0
Write-In Totals	1	1	0
Overvotes	0	0	0
Undervotes	12	12	0
Contest Totals	394	394	0

## PROPOSITION 413 City of Tucson

Vote For 1

	TOTAL	Mail & Early	PROV
Yes	185	185	0
No	184	184	0
Overvotes	0	0	0
Undervotes	25	25	0
Contest Totals	394	394	0

STATEMENT OF VOTES CAST

Consolidated Elections

November 7, 2023

Pima County

155

STATISTICS

	TOTAL	Mail & Early	PROV
Registered Voters - Total	1,934		
Ballots Cast - Total	194	194	0
Ballots Cast - Blank	0	0	0
Voter Turnout - Total	10.03%		

Mayor City of Tucson

Vote For 1

	TOTAL	Mail & Early	PROV
ROMERO, REGINA (DEM)	0	0	0
WITTENBRAKER, JANET "JL" (REP)	0	0	0
KERSCHEN, ARTHUR (LBT)	0	0	0
ACKERLEY, ED (IND)	0	0	0
Write-In Totals	0	0	0
Overvotes	0	0	0
Undervotes	0	0	0
Contest Totals	0	0	0

Council Member Ward 1 City of Tucson

Vote For 1

	TOTAL	Mail & Early	PROV
SANTA CRUZ, LANE (DEM)	0	0	0
LEM, VICTORIA (REP)	0	0	0
Write-In Totals	0	0	0
Overvotes	0	0	0
Undervotes	0	0	0
Contest Totals	0	0	0

Consolidated Elections

November 7, 2023

Pima County

155

Council Member Ward 2 City of Tucson

Vote For 1

	TOTAL	Mail & Early	PROV
CUNNINGHAM, PAUL (DEM)	0	0	0
SHACK, ERNIE (REP)	0	0	0
SPICER, PENDLETON "PENNY" (LBT)	0	0	0
Write-In Totals	0	0	0
Overvotes	0	0	0
Undervotes	0	0	0
Contest Totals	0	0	0

Council Member Ward 4 City of Tucson

Vote For 1

	TOTAL	Mail & Early	PROV
LEE, NIKKI (DEM)	0	0	0
KAPLOWITCH, ROSS (REP)	0	0	0
Write-In Totals	0	0	0
Overvotes	0	0	0
Undervotes	0	0	0
Contest Totals	0	0	0

PROPOSITION 413 City of Tucson

Vote For 1

	TOTAL	Mail & Early	PROV
Yes	0	0	0
No	0	0	0
Overvotes	0	0	0
Undervotes	0	0	0
Contest Totals	0	0	0

## Consolidated Elections

November 7, 2023

Pima County

155

## PROPOSITION 401 - Sahuarita Unified School District NO. 30

Vote For 1

	TOTAL	Mail & Early	PROV
Bond Approval, Yes	1	1	0
Bond Approval, No	0	0	0
Overvotes	0	0	0
Undervotes	0	0	0
Contest Totals	1	1	0

## PROPOSITION 498 - Sunnyside Unified School District No. 12

Vote For 1

	TOTAL	Mail & Early	PROV
Budget Increase, Yes	118	118	0
Budget Increase, No	73	73	0
Overvotes	0	0	0
Undervotes	2	2	0
Contest Totals	193	193	0

## PROPOSITION 499 - Sunnyside Unified School District No. 12

Vote For 1

	TOTAL	Mail & Early	PROV
Budget Increase, Yes	115	115	0
Budget Increase, No	76	76	0
Overvotes	0	0	0
Undervotes	2	2	0
Contest Totals	193	193	0

## Consolidated Elections

November 7, 2023

Pima County

156

## STATISTICS

	TOTAL	Mail & Early	PROV
Registered Voters - Total	1,014		
Ballots Cast - Total	462	462	0
Ballots Cast - Blank	0	0	0
Voter Turnout - Total	45.56%		

## Mayor City of Tucson

Vote For 1

	TOTAL	Mail & Early	PROV
ROMERO, REGINA (DEM)	219	219	0
WITTENBRAKER, JANET "JL" (REP)	221	221	0
KERSCHEN, ARTHUR (LBT)	6	6	0
ACKERLEY, ED (IND)	13	13	0
Write-In Totals	0	0	0
Overvotes	0	0	0
Undervotes	3	3	0
Contest Totals	462	462	0

## Council Member Ward 1 City of Tucson

Vote For 1

	TOTAL	Mail & Early	PROV
SANTA CRUZ, LANE (DEM)	220	220	0
LEM, VICTORIA (REP)	234	234	0
Write-In Totals	0	0	0
Overvotes	0	0	0
Undervotes	8	8	0
Contest Totals	462	462	0



## Consolidated Elections

November 7, 2023

Pima County

156

## Council Member Ward 2 City of Tucson

Vote For 1

	TOTAL	Mail & Early	PROV
CUNNINGHAM, PAUL (DEM)	223	223	0
SHACK, ERNIE (REP)	216	216	0
SPICER, PENDLETON "PENNY" (LBT)	14	14	0
Write-In Totals	0	0	0
Overvotes	0	0	0
Undervotes	9	9	0
Contest Totals	462	462	0

## Council Member Ward 4 City of Tucson

Vote For 1

	TOTAL	Mail & Early	PROV
LEE, NIKKI (DEM)	226	226	0
KAPLOWITCH, ROSS (REP)	226	226	0
Write-In Totals	0	0	0
Overvotes	0	0	0
Undervotes	10	10	0
Contest Totals	462	462	0

## PROPOSITION 413 City of Tucson

Vote For 1

	TOTAL	Mail & Early	PROV
Yes	177	177	0
No	272	272	0
Overvotes	0	0	0
Undervotes	13	13	0
Contest Totals	462	462	0

STATEMENT OF VOTES CAST

Consolidated Elections

November 7, 2023

OFFICIAL RESULTS

Pima County

156

PROPOSITION 496 - Tucson Unified School District (TUSD) No. 1

Vote For 1

---

	TOTAL	Mail & Early	PROV
Bond Approval, Yes	226	226	0
Bond Approval, No	220	220	0
Overvotes	0	0	0
Undervotes	16	16	0
Contest Totals	462	462	0

## Consolidated Elections

November 7, 2023

Pima County

157

## STATISTICS

	TOTAL	Mail & Early	PROV
Registered Voters - Total	3,214		
Ballots Cast - Total	676	676	0
Ballots Cast - Blank	0	0	0
Voter Turnout - Total	21.03%		

## Mayor City of Tucson

Vote For 1

	TOTAL	Mail & Early	PROV
ROMERO, REGINA (DEM)	438	438	0
WITTENBRAKER, JANET "JL" (REP)	189	189	0
KERSCHEN, ARTHUR (LBT)	11	11	0
ACKERLEY, ED (IND)	32	32	0
Write-In Totals	0	0	0
Overvotes	0	0	0
Undervotes	6	6	0
Contest Totals	676	676	0

## Council Member Ward 1 City of Tucson

Vote For 1

	TOTAL	Mail & Early	PROV
SANTA CRUZ, LANE (DEM)	444	444	0
LEM, VICTORIA (REP)	217	217	0
Write-In Totals	2	2	0
Overvotes	0	0	0
Undervotes	13	13	0
Contest Totals	676	676	0

## Consolidated Elections

November 7, 2023

Pima County

157

## Council Member Ward 2 City of Tucson

Vote For 1

	TOTAL	Mail & Early	PROV
CUNNINGHAM, PAUL (DEM)	457	457	0
SHACK, ERNIE (REP)	175	175	0
SPICER, PENDLETON "PENNY" (LBT)	23	23	0
Write-In Totals	0	0	0
Overvotes	1	1	0
Undervotes	20	20	0
Contest Totals	676	676	0

## Council Member Ward 4 City of Tucson

Vote For 1

	TOTAL	Mail & Early	PROV
LEE, NIKKI (DEM)	462	462	0
KAPLOWITCH, ROSS (REP)	185	185	0
Write-In Totals	1	1	0
Overvotes	0	0	0
Undervotes	28	28	0
Contest Totals	676	676	0

## PROPOSITION 413 City of Tucson

Vote For 1

	TOTAL	Mail & Early	PROV
Yes	317	317	0
No	345	345	0
Overvotes	0	0	0
Undervotes	14	14	0
Contest Totals	676	676	0

STATEMENT OF VOTES CAST

Consolidated Elections

November 7, 2023

OFFICIAL RESULTS

Pima County

157

PROPOSITION 496 - Tucson Unified School District (TUSD) No. 1

Vote For 1

---

	TOTAL	Mail & Early	PROV
Bond Approval, Yes	358	358	0
Bond Approval, No	291	291	0
Overvotes	0	0	0
Undervotes	27	27	0
Contest Totals	676	676	0

## Consolidated Elections

November 7, 2023

Pima County

159

## STATISTICS

	TOTAL	Mail & Early	PROV
Registered Voters - Total	4,371		
Ballots Cast - Total	900	900	0
Ballots Cast - Blank	0	0	0
Voter Turnout - Total	20.59%		

## Mayor City of Tucson

Vote For 1

	TOTAL	Mail & Early	PROV
ROMERO, REGINA (DEM)	616	616	0
WITTENBRAKER, JANET "JL" (REP)	217	217	0
KERSCHEN, ARTHUR (LBT)	10	10	0
ACKERLEY, ED (IND)	52	52	0
Write-In Totals	0	0	0
Overvotes	0	0	0
Undervotes	5	5	0
Contest Totals	900	900	0

## Council Member Ward 1 City of Tucson

Vote For 1

	TOTAL	Mail & Early	PROV
SANTA CRUZ, LANE (DEM)	635	635	0
LEM, VICTORIA (REP)	246	246	0
Write-In Totals	4	4	0
Overvotes	0	0	0
Undervotes	15	15	0
Contest Totals	900	900	0

STATEMENT OF VOTES CAST

Consolidated Elections

November 7, 2023

Pima County

159

Council Member Ward 2 City of Tucson

Vote For 1

	TOTAL	Mail & Early	PROV
CUNNINGHAM, PAUL (DEM)	649	649	0
SHACK, ERNIE (REP)	212	212	0
SPICER, PENDLETON "PENNY" (LBT)	20	20	0
Write-In Totals	2	2	0
Overvotes	1	1	0
Undervotes	16	16	0
Contest Totals	900	900	0

Council Member Ward 4 City of Tucson

Vote For 1

	TOTAL	Mail & Early	PROV
LEE, NIKKI (DEM)	649	649	0
KAPLOWITCH, ROSS (REP)	223	223	0
Write-In Totals	2	2	0
Overvotes	0	0	0
Undervotes	26	26	0
Contest Totals	900	900	0

PROPOSITION 413 City of Tucson

Vote For 1

	TOTAL	Mail & Early	PROV
Yes	414	414	0
No	457	457	0
Overvotes	0	0	0
Undervotes	29	29	0
Contest Totals	900	900	0

159

PROPOSITION 498 - Sunnyside Unified School District No. 12

Vote For 1

	TOTAL	Mail & Early	PROV
Budget Increase, Yes	585	585	0
Budget Increase, No	272	272	0
Overvotes	0	0	0
Undervotes	43	43	0
Contest Totals	900	900	0

PROPOSITION 499 - Sunnyside Unified School District No. 12

Vote For 1

	TOTAL	Mail & Early	PROV
Budget Increase, Yes	551	551	0
Budget Increase, No	319	319	0
Overvotes	0	0	0
Undervotes	30	30	0
Contest Totals	900	900	0



STATEMENT OF VOTES CAST

Consolidated Elections

November 7, 2023

Pima County

160

STATISTICS

	TOTAL	Mail & Early	PROV
Registered Voters - Total	1,836		
Ballots Cast - Total	352	352	0
Ballots Cast - Blank	0	0	0
Voter Turnout - Total	19.17%		

Mayor City of Tucson

Vote For 1

	TOTAL	Mail & Early	PROV
ROMERO, REGINA (DEM)	292	292	0
WITTENBRAKER, JANET "JL" (REP)	37	37	0
KERSCHEN, ARTHUR (LBT)	4	4	0
ACKERLEY, ED (IND)	13	13	0
Write-In Totals	0	0	0
Overvotes	0	0	0
Undervotes	6	6	0
Contest Totals	352	352	0

Council Member Ward 1 City of Tucson

Vote For 1

	TOTAL	Mail & Early	PROV
SANTA CRUZ, LANE (DEM)	296	296	0
LEM, VICTORIA (REP)	50	50	0
Write-In Totals	0	0	0
Overvotes	0	0	0
Undervotes	6	6	0
Contest Totals	352	352	0

STATEMENT OF VOTES CAST

Consolidated Elections

November 7, 2023

Pima County

160

Council Member Ward 2 City of Tucson

Vote For 1

	TOTAL	Mail & Early	PROV
CUNNINGHAM, PAUL (DEM)	289	289	0
SHACK, ERNIE (REP)	46	46	0
SPICER, PENDLETON "PENNY" (LBT)	9	9	0
Write-In Totals	0	0	0
Overvotes	0	0	0
Undervotes	8	8	0
Contest Totals	352	352	0

Council Member Ward 4 City of Tucson

Vote For 1

	TOTAL	Mail & Early	PROV
LEE, NIKKI (DEM)	297	297	0
KAPLOWITCH, ROSS (REP)	43	43	0
Write-In Totals	0	0	0
Overvotes	0	0	0
Undervotes	12	12	0
Contest Totals	352	352	0

PROPOSITION 413 City of Tucson

Vote For 1

	TOTAL	Mail & Early	PROV
Yes	198	198	0
No	150	150	0
Overvotes	0	0	0
Undervotes	4	4	0
Contest Totals	352	352	0

160

PROPOSITION 498 - Sunnyside Unified School District No. 12

Vote For 1

	TOTAL	Mail & Early	PROV
Budget Increase, Yes	261	261	0
Budget Increase, No	74	74	0
Overvotes	0	0	0
Undervotes	17	17	0
Contest Totals	352	352	0

PROPOSITION 499 - Sunnyside Unified School District No. 12

Vote For 1

	TOTAL	Mail & Early	PROV
Budget Increase, Yes	263	263	0
Budget Increase, No	84	84	0
Overvotes	0	0	0
Undervotes	5	5	0
Contest Totals	352	352	0

## Consolidated Elections

November 7, 2023

Pima County

164

## STATISTICS

	TOTAL	Mail & Early	PROV
Registered Voters - Total	3,401		
Ballots Cast - Total	1,555	1,555	0
Ballots Cast - Blank	0	0	0
Voter Turnout - Total	45.72%		

## Mayor City of Tucson

Vote For 1

	TOTAL	Mail & Early	PROV
ROMERO, REGINA (DEM)	1,138	1,138	0
WITTENBRAKER, JANET "JL" (REP)	302	302	0
KERSCHEN, ARTHUR (LBT)	21	21	0
ACKERLEY, ED (IND)	87	87	0
Write-In Totals	2	2	0
Overvotes	0	0	0
Undervotes	5	5	0
Contest Totals	1,555	1,555	0

## Council Member Ward 1 City of Tucson

Vote For 1

	TOTAL	Mail & Early	PROV
SANTA CRUZ, LANE (DEM)	1,130	1,130	0
LEM, VICTORIA (REP)	384	384	0
Write-In Totals	2	2	0
Overvotes	0	0	0
Undervotes	39	39	0
Contest Totals	1,555	1,555	0

STATEMENT OF VOTES CAST

Consolidated Elections

November 7, 2023

Pima County

164

Council Member Ward 2 City of Tucson

Vote For 1

	TOTAL	Mail & Early	PROV
CUNNINGHAM, PAUL (DEM)	1,165	1,165	0
SHACK, ERNIE (REP)	307	307	0
SPICER, PENDLETON "PENNY" (LBT)	46	46	0
Write-In Totals	2	2	0
Overvotes	0	0	0
Undervotes	35	35	0
Contest Totals	1,555	1,555	0

Council Member Ward 4 City of Tucson

Vote For 1

	TOTAL	Mail & Early	PROV
LEE, NIKKI (DEM)	1,153	1,153	0
KAPLOWITCH, ROSS (REP)	327	327	0
Write-In Totals	1	1	0
Overvotes	0	0	0
Undervotes	74	74	0
Contest Totals	1,555	1,555	0

PROPOSITION 413 City of Tucson

Vote For 1

	TOTAL	Mail & Early	PROV
Yes	987	987	0
No	531	531	0
Overvotes	0	0	0
Undervotes	37	37	0
Contest Totals	1,555	1,555	0

STATEMENT OF VOTES CAST

Consolidated Elections

November 7, 2023

OFFICIAL RESULTS

Pima County

164

PROPOSITION 496 - Tucson Unified School District (TUSD) No. 1

Vote For 1

	TOTAL	Mail & Early	PROV
Bond Approval, Yes	1,074	1,074	0
Bond Approval, No	427	427	0
Overvotes	0	0	0
Undervotes	54	54	0
Contest Totals	1,555	1,555	0

## Consolidated Elections

November 7, 2023

Pima County

166

## STATISTICS

	TOTAL	Mail & Early	PROV
Registered Voters - Total	5,282		
Ballots Cast - Total	1,474	1,474	0
Ballots Cast - Blank	0	0	0
Voter Turnout - Total	27.91%		

## Mayor City of Tucson

Vote For 1

	TOTAL	Mail & Early	PROV
ROMERO, REGINA (DEM)	1,091	1,091	0
WITTENBRAKER, JANET "JL" (REP)	267	267	0
KERSCHEN, ARTHUR (LBT)	30	30	0
ACKERLEY, ED (IND)	69	69	0
Write-In Totals	5	5	0
Overvotes	1	1	0
Undervotes	11	11	0
Contest Totals	1,474	1,474	0

## Council Member Ward 1 City of Tucson

Vote For 1

	TOTAL	Mail & Early	PROV
SANTA CRUZ, LANE (DEM)	1,121	1,121	0
LEM, VICTORIA (REP)	312	312	0
Write-In Totals	6	6	0
Overvotes	0	0	0
Undervotes	35	35	0
Contest Totals	1,474	1,474	0

STATEMENT OF VOTES CAST

Consolidated Elections

November 7, 2023

Pima County

166

Council Member Ward 2 City of Tucson

Vote For 1

	TOTAL	Mail & Early	PROV
CUNNINGHAM, PAUL (DEM)	1,105	1,105	0
SHACK, ERNIE (REP)	257	257	0
SPICER, PENDLETON "PENNY" (LBT)	81	81	0
Write-In Totals	2	2	0
Overvotes	0	0	0
Undervotes	29	29	0
Contest Totals	1,474	1,474	0

Council Member Ward 4 City of Tucson

Vote For 1

	TOTAL	Mail & Early	PROV
LEE, NIKKI (DEM)	1,143	1,143	0
KAPLOWITCH, ROSS (REP)	280	280	0
Write-In Totals	4	4	0
Overvotes	0	0	0
Undervotes	47	47	0
Contest Totals	1,474	1,474	0

PROPOSITION 413 City of Tucson

Vote For 1

	TOTAL	Mail & Early	PROV
Yes	900	900	0
No	500	500	0
Overvotes	0	0	0
Undervotes	74	74	0
Contest Totals	1,474	1,474	0



STATEMENT OF VOTES CAST

Consolidated Elections

November 7, 2023

OFFICIAL RESULTS

Pima County

166

PROPOSITION 496 - Tucson Unified School District (TUSD) No. 1

Vote For 1

---

	TOTAL	Mail & Early	PROV
Bond Approval, Yes	149	149	0
Bond Approval, No	31	31	0
Overvotes	0	0	0
Undervotes	7	7	0
Contest Totals	187	187	0

## Consolidated Elections

November 7, 2023

Pima County

167

## STATISTICS

	TOTAL	Mail & Early	PROV
Registered Voters - Total	1,733		
Ballots Cast - Total	751	751	0
Ballots Cast - Blank	0	0	0
Voter Turnout - Total	43.34%		

## Mayor City of Tucson

Vote For 1

	TOTAL	Mail & Early	PROV
ROMERO, REGINA (DEM)	588	588	0
WITTENBRAKER, JANET "JL" (REP)	111	111	0
KERSCHEN, ARTHUR (LBT)	10	10	0
ACKERLEY, ED (IND)	33	33	0
Write-In Totals	1	1	0
Overvotes	0	0	0
Undervotes	8	8	0
Contest Totals	751	751	0

## Council Member Ward 1 City of Tucson

Vote For 1

	TOTAL	Mail & Early	PROV
SANTA CRUZ, LANE (DEM)	586	586	0
LEM, VICTORIA (REP)	140	140	0
Write-In Totals	1	1	0
Overvotes	0	0	0
Undervotes	24	24	0
Contest Totals	751	751	0

## Consolidated Elections

November 7, 2023

Pima County

167

## Council Member Ward 2 City of Tucson

Vote For 1

	TOTAL	Mail & Early	PROV
CUNNINGHAM, PAUL (DEM)	594	594	0
SHACK, ERNIE (REP)	116	116	0
SPICER, PENDLETON "PENNY" (LBT)	17	17	0
Write-In Totals	2	2	0
Overvotes	0	0	0
Undervotes	22	22	0
Contest Totals	751	751	0

## Council Member Ward 4 City of Tucson

Vote For 1

	TOTAL	Mail & Early	PROV
LEE, NIKKI (DEM)	591	591	0
KAPLOWITCH, ROSS (REP)	123	123	0
Write-In Totals	2	2	0
Overvotes	0	0	0
Undervotes	35	35	0
Contest Totals	751	751	0

## PROPOSITION 413 City of Tucson

Vote For 1

	TOTAL	Mail & Early	PROV
Yes	504	504	0
No	232	232	0
Overvotes	0	0	0
Undervotes	15	15	0
Contest Totals	751	751	0

STATEMENT OF VOTES CAST

Consolidated Elections

November 7, 2023

OFFICIAL RESULTS

Pima County

167

PROPOSITION 496 - Tucson Unified School District (TUSD) No. 1

Vote For 1

---

	TOTAL	Mail & Early	PROV
Bond Approval, Yes	551	551	0
Bond Approval, No	179	179	0
Overvotes	0	0	0
Undervotes	21	21	0
Contest Totals	751	751	0

168

STATISTICS

	TOTAL	Mail & Early	PROV
Registered Voters - Total	937		
Ballots Cast - Total	356	356	0
Ballots Cast - Blank	0	0	0
Voter Turnout - Total	37.99%		

PROPOSITION 401 - Sahuarita Unified School District NO. 30

Vote For 1

	TOTAL	Mail & Early	PROV
Bond Approval, Yes	200	200	0
Bond Approval, No	156	156	0
Overvotes	0	0	0
Undervotes	0	0	0
Contest Totals	356	356	0

## Consolidated Elections

November 7, 2023

Pima County

170

## STATISTICS

	TOTAL	Mail & Early	PROV
Registered Voters - Total	2,013		
Ballots Cast - Total	711	711	0
Ballots Cast - Blank	1	1	0
Voter Turnout - Total	35.32%		

## Mayor City of Tucson

Vote For 1

	TOTAL	Mail & Early	PROV
ROMERO, REGINA (DEM)	115	115	0
WITTENBRAKER, JANET "JL" (REP)	37	37	0
KERSCHEN, ARTHUR (LBT)	3	3	0
ACKERLEY, ED (IND)	6	6	0
Write-In Totals	0	0	0
Overvotes	0	0	0
Undervotes	3	3	0
Contest Totals	164	164	0

## Council Member Ward 1 City of Tucson

Vote For 1

	TOTAL	Mail & Early	PROV
SANTA CRUZ, LANE (DEM)	119	119	0
LEM, VICTORIA (REP)	42	42	0
Write-In Totals	1	1	0
Overvotes	0	0	0
Undervotes	2	2	0
Contest Totals	164	164	0

## Consolidated Elections

November 7, 2023

Pima County

170

## Council Member Ward 2 City of Tucson

Vote For 1

	TOTAL	Mail & Early	PROV
CUNNINGHAM, PAUL (DEM)	124	124	0
SHACK, ERNIE (REP)	33	33	0
SPICER, PENDLETON "PENNY" (LBT)	5	5	0
Write-In Totals	0	0	0
Overvotes	0	0	0
Undervotes	2	2	0
Contest Totals	164	164	0

## Council Member Ward 4 City of Tucson

Vote For 1

	TOTAL	Mail & Early	PROV
LEE, NIKKI (DEM)	125	125	0
KAPLOWITCH, ROSS (REP)	33	33	0
Write-In Totals	0	0	0
Overvotes	0	0	0
Undervotes	6	6	0
Contest Totals	164	164	0

## PROPOSITION 413 City of Tucson

Vote For 1

	TOTAL	Mail & Early	PROV
Yes	107	107	0
No	52	52	0
Overvotes	0	0	0
Undervotes	5	5	0
Contest Totals	164	164	0

STATEMENT OF VOTES CAST

Consolidated Elections

November 7, 2023

OFFICIAL RESULTS

Pima County

170

PROPOSITION 496 - Tucson Unified School District (TUSD) No. 1

Vote For 1

---

	TOTAL	Mail & Early	PROV
Bond Approval, Yes	466	466	0
Bond Approval, No	239	239	0
Overvotes	0	0	0
Undervotes	6	6	0
Contest Totals	711	711	0



171

STATISTICS

	TOTAL	Mail & Early	PROV
Registered Voters - Total	2,428		
Ballots Cast - Total	1,057	1,057	0
Ballots Cast - Blank	0	0	0
Voter Turnout - Total	43.53%		

PROPOSITION 496 - Tucson Unified School District (TUSD) No. 1

Vote For 1

	TOTAL	Mail & Early	PROV
Bond Approval, Yes	621	621	0
Bond Approval, No	436	436	0
Overvotes	0	0	0
Undervotes	0	0	0
Contest Totals	1,057	1,057	0

## Consolidated Elections

November 7, 2023

Pima County

174

## STATISTICS

	TOTAL	Mail & Early	PROV
Registered Voters - Total	4,415		
Ballots Cast - Total	1,860	1,860	0
Ballots Cast - Blank	0	0	0
Voter Turnout - Total	42.13%		

## Mayor City of Tucson

Vote For 1

	TOTAL	Mail & Early	PROV
ROMERO, REGINA (DEM)	977	977	0
WITTENBRAKER, JANET "JL" (REP)	746	746	0
KERSCHEN, ARTHUR (LBT)	15	15	0
ACKERLEY, ED (IND)	106	106	0
Write-In Totals	1	1	0
Overvotes	2	2	0
Undervotes	13	13	0
Contest Totals	1,860	1,860	0

## Council Member Ward 1 City of Tucson

Vote For 1

	TOTAL	Mail & Early	PROV
SANTA CRUZ, LANE (DEM)	969	969	0
LEM, VICTORIA (REP)	824	824	0
Write-In Totals	4	4	0
Overvotes	0	0	0
Undervotes	63	63	0
Contest Totals	1,860	1,860	0

STATEMENT OF VOTES CAST

Consolidated Elections

November 7, 2023

Pima County

174

Council Member Ward 2 City of Tucson

Vote For 1

	TOTAL	Mail & Early	PROV
CUNNINGHAM, PAUL (DEM)	1,036	1,036	0
SHACK, ERNIE (REP)	738	738	0
SPICER, PENDLETON "PENNY" (LBT)	56	56	0
Write-In Totals	1	1	0
Overvotes	0	0	0
Undervotes	29	29	0
Contest Totals	1,860	1,860	0

Council Member Ward 4 City of Tucson

Vote For 1

	TOTAL	Mail & Early	PROV
LEE, NIKKI (DEM)	1,005	1,005	0
KAPLOWITCH, ROSS (REP)	761	761	0
Write-In Totals	0	0	0
Overvotes	0	0	0
Undervotes	94	94	0
Contest Totals	1,860	1,860	0

PROPOSITION 413 City of Tucson

Vote For 1

	TOTAL	Mail & Early	PROV
Yes	845	845	0
No	961	961	0
Overvotes	0	0	0
Undervotes	54	54	0
Contest Totals	1,860	1,860	0

STATEMENT OF VOTES CAST

Consolidated Elections

November 7, 2023

OFFICIAL RESULTS

Pima County

174

PROPOSITION 496 - Tucson Unified School District (TUSD) No. 1

Vote For 1

---

	TOTAL	Mail & Early	PROV
Bond Approval, Yes	975	975	0
Bond Approval, No	815	815	0
Overvotes	0	0	0
Undervotes	70	70	0
Contest Totals	1,860	1,860	0

STATEMENT OF VOTES CAST

Consolidated Elections

November 7, 2023

Pima County

176

STATISTICS

	TOTAL	Mail & Early	PROV
Registered Voters - Total	1,827		
Ballots Cast - Total	654	654	0
Ballots Cast - Blank	0	0	0
Voter Turnout - Total	35.80%		

Mayor City of Tucson

Vote For 1

	TOTAL	Mail & Early	PROV
ROMERO, REGINA (DEM)	231	231	0
WITTENBRAKER, JANET "JL" (REP)	368	368	0
KERSCHEN, ARTHUR (LBT)	12	12	0
ACKERLEY, ED (IND)	36	36	0
Write-In Totals	3	3	0
Overvotes	0	0	0
Undervotes	4	4	0
Contest Totals	654	654	0

Council Member Ward 1 City of Tucson

Vote For 1

	TOTAL	Mail & Early	PROV
SANTA CRUZ, LANE (DEM)	242	242	0
LEM, VICTORIA (REP)	394	394	0
Write-In Totals	2	2	0
Overvotes	0	0	0
Undervotes	16	16	0
Contest Totals	654	654	0

STATEMENT OF VOTES CAST

Consolidated Elections

November 7, 2023

Pima County

176

Council Member Ward 2 City of Tucson

Vote For 1

	TOTAL	Mail & Early	PROV
CUNNINGHAM, PAUL (DEM)	245	245	0
SHACK, ERNIE (REP)	357	357	0
SPICER, PENDLETON "PENNY" (LBT)	32	32	0
Write-In Totals	5	5	0
Overvotes	0	0	0
Undervotes	15	15	0
Contest Totals	654	654	0

Council Member Ward 4 City of Tucson

Vote For 1

	TOTAL	Mail & Early	PROV
LEE, NIKKI (DEM)	268	268	0
KAPLOWITCH, ROSS (REP)	371	371	0
Write-In Totals	2	2	0
Overvotes	0	0	0
Undervotes	13	13	0
Contest Totals	654	654	0

PROPOSITION 413 City of Tucson

Vote For 1

	TOTAL	Mail & Early	PROV
Yes	206	206	0
No	409	409	0
Overvotes	0	0	0
Undervotes	39	39	0
Contest Totals	654	654	0

STATEMENT OF VOTES CAST

Consolidated Elections

November 7, 2023

Pima County

177

STATISTICS

	TOTAL	Mail & Early	PROV
Registered Voters - Total	3,927		
Ballots Cast - Total	1,335	1,335	0
Ballots Cast - Blank	0	0	0
Voter Turnout - Total	34.00%		

Mayor City of Tucson

Vote For 1

	TOTAL	Mail & Early	PROV
ROMERO, REGINA (DEM)	572	572	0
WITTENBRAKER, JANET "JL" (REP)	644	644	0
KERSCHEN, ARTHUR (LBT)	17	17	0
ACKERLEY, ED (IND)	93	93	0
Write-In Totals	0	0	0
Overvotes	3	3	0
Undervotes	6	6	0
Contest Totals	1,335	1,335	0

Council Member Ward 1 City of Tucson

Vote For 1

	TOTAL	Mail & Early	PROV
SANTA CRUZ, LANE (DEM)	602	602	0
LEM, VICTORIA (REP)	703	703	0
Write-In Totals	0	0	0
Overvotes	0	0	0
Undervotes	30	30	0
Contest Totals	1,335	1,335	0

STATEMENT OF VOTES CAST

Consolidated Elections

November 7, 2023

Pima County

177

Council Member Ward 2 City of Tucson

Vote For 1

	TOTAL	Mail & Early	PROV
CUNNINGHAM, PAUL (DEM)	603	603	0
SHACK, ERNIE (REP)	643	643	0
SPICER, PENDLETON "PENNY" (LBT)	58	58	0
Write-In Totals	1	1	0
Overvotes	1	1	0
Undervotes	29	29	0
Contest Totals	1,335	1,335	0

Council Member Ward 4 City of Tucson

Vote For 1

	TOTAL	Mail & Early	PROV
LEE, NIKKI (DEM)	621	621	0
KAPLOWITCH, ROSS (REP)	682	682	0
Write-In Totals	0	0	0
Overvotes	0	0	0
Undervotes	32	32	0
Contest Totals	1,335	1,335	0

PROPOSITION 413 City of Tucson

Vote For 1

	TOTAL	Mail & Early	PROV
Yes	413	413	0
No	901	901	0
Overvotes	0	0	0
Undervotes	21	21	0
Contest Totals	1,335	1,335	0



STATEMENT OF VOTES CAST

Consolidated Elections

November 7, 2023

OFFICIAL RESULTS

Pima County

177

PROPOSITION 496 - Tucson Unified School District (TUSD) No. 1

Vote For 1

---

	TOTAL	Mail & Early	PROV
Bond Approval, Yes	546	546	0
Bond Approval, No	759	759	0
Overvotes	0	0	0
Undervotes	30	30	0
Contest Totals	1,335	1,335	0

STATEMENT OF VOTES CAST

Consolidated Elections

November 7, 2023

Pima County

178

STATISTICS

	TOTAL	Mail & Early	PROV
Registered Voters - Total	2,688		
Ballots Cast - Total	982	982	0
Ballots Cast - Blank	0	0	0
Voter Turnout - Total	36.53%		

Mayor City of Tucson

Vote For 1

	TOTAL	Mail & Early	PROV
ROMERO, REGINA (DEM)	100	100	0
WITTENBRAKER, JANET "JL" (REP)	77	77	0
KERSCHEN, ARTHUR (LBT)	1	1	0
ACKERLEY, ED (IND)	17	17	0
Write-In Totals	0	0	0
Overvotes	0	0	0
Undervotes	2	2	0
Contest Totals	197	197	0

Council Member Ward 1 City of Tucson

Vote For 1

	TOTAL	Mail & Early	PROV
SANTA CRUZ, LANE (DEM)	107	107	0
LEM, VICTORIA (REP)	80	80	0
Write-In Totals	2	2	0
Overvotes	0	0	0
Undervotes	8	8	0
Contest Totals	197	197	0

## Consolidated Elections

November 7, 2023

Pima County

178

## Council Member Ward 2 City of Tucson

Vote For 1

	TOTAL	Mail & Early	PROV
CUNNINGHAM, PAUL (DEM)	106	106	0
SHACK, ERNIE (REP)	83	83	0
SPICER, PENDLETON "PENNY" (LBT)	4	4	0
Write-In Totals	2	2	0
Overvotes	0	0	0
Undervotes	2	2	0
Contest Totals	197	197	0

## Council Member Ward 4 City of Tucson

Vote For 1

	TOTAL	Mail & Early	PROV
LEE, NIKKI (DEM)	106	106	0
KAPLOWITCH, ROSS (REP)	79	79	0
Write-In Totals	2	2	0
Overvotes	0	0	0
Undervotes	10	10	0
Contest Totals	197	197	0

## PROPOSITION 413 City of Tucson

Vote For 1

	TOTAL	Mail & Early	PROV
Yes	100	100	0
No	94	94	0
Overvotes	0	0	0
Undervotes	3	3	0
Contest Totals	197	197	0

STATEMENT OF VOTES CAST

Consolidated Elections

November 7, 2023

OFFICIAL RESULTS

Pima County

178

PROPOSITION 496 - Tucson Unified School District (TUSD) No. 1

Vote For 1

---

	TOTAL	Mail & Early	PROV
Bond Approval, Yes	484	484	0
Bond Approval, No	494	494	0
Overvotes	0	0	0
Undervotes	4	4	0
Contest Totals	982	982	0

STATEMENT OF VOTES CAST

Consolidated Elections

November 7, 2023

Pima County

180

STATISTICS

	TOTAL	Mail & Early	PROV
Registered Voters - Total	3,318		
Ballots Cast - Total	1,477	1,477	0
Ballots Cast - Blank	0	0	0
Voter Turnout - Total	44.51%		

Mayor City of Tucson

Vote For 1

	TOTAL	Mail & Early	PROV
ROMERO, REGINA (DEM)	715	715	0
WITTENBRAKER, JANET "JL" (REP)	630	630	0
KERSCHEN, ARTHUR (LBT)	22	22	0
ACKERLEY, ED (IND)	101	101	0
Write-In Totals	0	0	0
Overvotes	1	1	0
Undervotes	8	8	0
Contest Totals	1,477	1,477	0

Council Member Ward 1 City of Tucson

Vote For 1

	TOTAL	Mail & Early	PROV
SANTA CRUZ, LANE (DEM)	693	693	0
LEM, VICTORIA (REP)	739	739	0
Write-In Totals	0	0	0
Overvotes	1	1	0
Undervotes	44	44	0
Contest Totals	1,477	1,477	0

STATEMENT OF VOTES CAST

Consolidated Elections

November 7, 2023

Pima County

180

Council Member Ward 2 City of Tucson

Vote For 1

	TOTAL	Mail & Early	PROV
CUNNINGHAM, PAUL (DEM)	743	743	0
SHACK, ERNIE (REP)	653	653	0
SPICER, PENDLETON "PENNY" (LBT)	56	56	0
Write-In Totals	2	2	0
Overvotes	0	0	0
Undervotes	23	23	0
Contest Totals	1,477	1,477	0

Council Member Ward 4 City of Tucson

Vote For 1

	TOTAL	Mail & Early	PROV
LEE, NIKKI (DEM)	724	724	0
KAPLOWITCH, ROSS (REP)	699	699	0
Write-In Totals	1	1	0
Overvotes	0	0	0
Undervotes	53	53	0
Contest Totals	1,477	1,477	0

PROPOSITION 413 City of Tucson

Vote For 1

	TOTAL	Mail & Early	PROV
Yes	618	618	0
No	834	834	0
Overvotes	0	0	0
Undervotes	25	25	0
Contest Totals	1,477	1,477	0

STATEMENT OF VOTES CAST

Consolidated Elections

November 7, 2023

OFFICIAL RESULTS

Pima County

180

PROPOSITION 496 - Tucson Unified School District (TUSD) No. 1

Vote For 1

	TOTAL	Mail & Early	PROV
Bond Approval, Yes	696	696	0
Bond Approval, No	733	733	0
Overvotes	0	0	0
Undervotes	48	48	0
Contest Totals	1,477	1,477	0

## Consolidated Elections

November 7, 2023

Pima County

181

## STATISTICS

	TOTAL	Mail & Early	PROV
Registered Voters - Total	3,456		
Ballots Cast - Total	1,723	1,723	0
Ballots Cast - Blank	0	0	0
Voter Turnout - Total	49.86%		

## Mayor City of Tucson

Vote For 1

	TOTAL	Mail & Early	PROV
ROMERO, REGINA (DEM)	710	710	0
WITTENBRAKER, JANET "JL" (REP)	838	838	0
KERSCHEN, ARTHUR (LBT)	24	24	0
ACKERLEY, ED (IND)	139	139	0
Write-In Totals	2	2	0
Overvotes	0	0	0
Undervotes	10	10	0
Contest Totals	1,723	1,723	0

## Council Member Ward 1 City of Tucson

Vote For 1

	TOTAL	Mail & Early	PROV
SANTA CRUZ, LANE (DEM)	737	737	0
LEM, VICTORIA (REP)	945	945	0
Write-In Totals	4	4	0
Overvotes	0	0	0
Undervotes	37	37	0
Contest Totals	1,723	1,723	0



## STATEMENT OF VOTES CAST

OFFICIAL RESULTS

## Consolidated Elections

November 7, 2023

Pima County

181

## Council Member Ward 2 City of Tucson

Vote For 1

	TOTAL	Mail & Early	PROV
CUNNINGHAM, PAUL (DEM)	801	801	0
SHACK, ERNIE (REP)	849	849	0
SPICER, PENDLETON "PENNY" (LBT)	52	52	0
Write-In Totals	1	1	0
Overvotes	1	1	0
Undervotes	19	19	0
Contest Totals	1,723	1,723	0

## Council Member Ward 4 City of Tucson

Vote For 1

	TOTAL	Mail & Early	PROV
LEE, NIKKI (DEM)	762	762	0
KAPLOWITCH, ROSS (REP)	903	903	0
Write-In Totals	5	5	0
Overvotes	0	0	0
Undervotes	53	53	0
Contest Totals	1,723	1,723	0

## PROPOSITION 413 City of Tucson

Vote For 1

	TOTAL	Mail & Early	PROV
Yes	660	660	0
No	1,031	1,031	0
Overvotes	0	0	0
Undervotes	32	32	0
Contest Totals	1,723	1,723	0

STATEMENT OF VOTES CAST

Consolidated Elections

November 7, 2023

OFFICIAL RESULTS

Pima County

181

PROPOSITION 496 - Tucson Unified School District (TUSD) No. 1

Vote For 1

	TOTAL	Mail & Early	PROV
Bond Approval, Yes	771	771	0
Bond Approval, No	907	907	0
Overvotes	0	0	0
Undervotes	45	45	0
Contest Totals	1,723	1,723	0

## Consolidated Elections

November 7, 2023

Pima County

182

## STATISTICS

	TOTAL	Mail & Early	PROV
Registered Voters - Total	3,697		
Ballots Cast - Total	1,490	1,490	0
Ballots Cast - Blank	1	1	0
Voter Turnout - Total	40.30%		

## Mayor City of Tucson

Vote For 1

	TOTAL	Mail & Early	PROV
ROMERO, REGINA (DEM)	662	662	0
WITTENBRAKER, JANET "JL" (REP)	677	677	0
KERSCHEN, ARTHUR (LBT)	21	21	0
ACKERLEY, ED (IND)	118	118	0
Write-In Totals	1	1	0
Overvotes	0	0	0
Undervotes	11	11	0
Contest Totals	1,490	1,490	0

## Council Member Ward 1 City of Tucson

Vote For 1

	TOTAL	Mail & Early	PROV
SANTA CRUZ, LANE (DEM)	672	672	0
LEM, VICTORIA (REP)	764	764	0
Write-In Totals	1	1	0
Overvotes	0	0	0
Undervotes	53	53	0
Contest Totals	1,490	1,490	0

STATEMENT OF VOTES CAST

Consolidated Elections

November 7, 2023

Pima County

182

Council Member Ward 2 City of Tucson

Vote For 1

	TOTAL	Mail & Early	PROV
CUNNINGHAM, PAUL (DEM)	716	716	0
SHACK, ERNIE (REP)	677	677	0
SPICER, PENDLETON "PENNY" (LBT)	56	56	0
Write-In Totals	3	3	0
Overvotes	2	2	0
Undervotes	36	36	0
Contest Totals	1,490	1,490	0

Council Member Ward 4 City of Tucson

Vote For 1

	TOTAL	Mail & Early	PROV
LEE, NIKKI (DEM)	717	717	0
KAPLOWITCH, ROSS (REP)	724	724	0
Write-In Totals	4	4	0
Overvotes	0	0	0
Undervotes	45	45	0
Contest Totals	1,490	1,490	0

PROPOSITION 413 City of Tucson

Vote For 1

	TOTAL	Mail & Early	PROV
Yes	563	563	0
No	900	900	0
Overvotes	1	1	0
Undervotes	26	26	0
Contest Totals	1,490	1,490	0

STATEMENT OF VOTES CAST

Consolidated Elections

November 7, 2023

OFFICIAL RESULTS

Pima County

182

PROPOSITION 496 - Tucson Unified School District (TUSD) No. 1

Vote For 1

---

	TOTAL	Mail & Early	PROV
Bond Approval, Yes	662	662	0
Bond Approval, No	791	791	0
Overvotes	0	0	0
Undervotes	37	37	0
Contest Totals	1,490	1,490	0

STATEMENT OF VOTES CAST

Consolidated Elections

November 7, 2023

Pima County

183

STATISTICS

	TOTAL	Mail & Early	PROV
Registered Voters - Total	1,540		
Ballots Cast - Total	721	721	0
Ballots Cast - Blank	0	0	0
Voter Turnout - Total	46.82%		

Mayor City of Tucson

Vote For 1

	TOTAL	Mail & Early	PROV
ROMERO, REGINA (DEM)	303	303	0
WITTENBRAKER, JANET "JL" (REP)	354	354	0
KERSCHEN, ARTHUR (LBT)	9	9	0
ACKERLEY, ED (IND)	54	54	0
Write-In Totals	0	0	0
Overvotes	0	0	0
Undervotes	1	1	0
Contest Totals	721	721	0

Council Member Ward 1 City of Tucson

Vote For 1

	TOTAL	Mail & Early	PROV
SANTA CRUZ, LANE (DEM)	310	310	0
LEM, VICTORIA (REP)	388	388	0
Write-In Totals	1	1	0
Overvotes	0	0	0
Undervotes	22	22	0
Contest Totals	721	721	0

## STATEMENT OF VOTES CAST

OFFICIAL RESULTS

## Consolidated Elections

November 7, 2023

Pima County

183

## Council Member Ward 2 City of Tucson

Vote For 1

	TOTAL	Mail & Early	PROV
CUNNINGHAM, PAUL (DEM)	329	329	0
SHACK, ERNIE (REP)	358	358	0
SPICER, PENDLETON "PENNY" (LBT)	24	24	0
Write-In Totals	2	2	0
Overvotes	2	2	0
Undervotes	6	6	0
Contest Totals	721	721	0

## Council Member Ward 4 City of Tucson

Vote For 1

	TOTAL	Mail & Early	PROV
LEE, NIKKI (DEM)	323	323	0
KAPLOWITCH, ROSS (REP)	366	366	0
Write-In Totals	1	1	0
Overvotes	0	0	0
Undervotes	31	31	0
Contest Totals	721	721	0

## PROPOSITION 413 City of Tucson

Vote For 1

	TOTAL	Mail & Early	PROV
Yes	278	278	0
No	427	427	0
Overvotes	0	0	0
Undervotes	16	16	0
Contest Totals	721	721	0

STATEMENT OF VOTES CAST

Consolidated Elections

November 7, 2023

OFFICIAL RESULTS

Pima County

183

PROPOSITION 496 - Tucson Unified School District (TUSD) No. 1

Vote For 1

---

	TOTAL	Mail & Early	PROV
Bond Approval, Yes	321	321	0
Bond Approval, No	379	379	0
Overvotes	0	0	0
Undervotes	21	21	0
Contest Totals	721	721	0



## Consolidated Elections

November 7, 2023

Pima County

186

## STATISTICS

	TOTAL	Mail & Early	PROV
Registered Voters - Total	315		
Ballots Cast - Total	137	137	0
Ballots Cast - Blank	0	0	0
Voter Turnout - Total	43.49%		

## Mayor City of Tucson

Vote For 1

	TOTAL	Mail & Early	PROV
ROMERO, REGINA (DEM)	3	3	0
WITTENBRAKER, JANET "JL" (REP)	13	13	0
KERSCHEN, ARTHUR (LBT)	0	0	0
ACKERLEY, ED (IND)	4	4	0
Write-In Totals	0	0	0
Overvotes	0	0	0
Undervotes	0	0	0
Contest Totals	20	20	0

## Council Member Ward 1 City of Tucson

Vote For 1

	TOTAL	Mail & Early	PROV
SANTA CRUZ, LANE (DEM)	7	7	0
LEM, VICTORIA (REP)	13	13	0
Write-In Totals	0	0	0
Overvotes	0	0	0
Undervotes	0	0	0
Contest Totals	20	20	0

STATEMENT OF VOTES CAST

Consolidated Elections

November 7, 2023

Pima County

186

Council Member Ward 2 City of Tucson

Vote For 1

	TOTAL	Mail & Early	PROV
CUNNINGHAM, PAUL (DEM)	7	7	0
SHACK, ERNIE (REP)	12	12	0
SPICER, PENDLETON "PENNY" (LBT)	0	0	0
Write-In Totals	0	0	0
Overvotes	0	0	0
Undervotes	1	1	0
Contest Totals	20	20	0

Council Member Ward 4 City of Tucson

Vote For 1

	TOTAL	Mail & Early	PROV
LEE, NIKKI (DEM)	7	7	0
KAPLOWITCH, ROSS (REP)	12	12	0
Write-In Totals	0	0	0
Overvotes	0	0	0
Undervotes	1	1	0
Contest Totals	20	20	0

PROPOSITION 413 City of Tucson

Vote For 1

	TOTAL	Mail & Early	PROV
Yes	9	9	0
No	11	11	0
Overvotes	0	0	0
Undervotes	0	0	0
Contest Totals	20	20	0

186

PROPOSITION 496 - Tucson Unified School District (TUSD) No. 1

Vote For 1

	TOTAL	Mail & Early	PROV
Bond Approval, Yes	0	0	0
Bond Approval, No	0	0	0
Overvotes	0	0	0
Undervotes	0	0	0
Contest Totals	0	0	0

PROPOSITION 497 - Flowing Wells Unified School District No. 8

Vote For 1

	TOTAL	Mail & Early	PROV
Budget Increase, Yes	66	66	0
Budget Increase, No	71	71	0
Overvotes	0	0	0
Undervotes	0	0	0
Contest Totals	137	137	0

## Consolidated Elections

November 7, 2023

Pima County

189

## STATISTICS

	TOTAL	Mail & Early	PROV
Registered Voters - Total	1,670		
Ballots Cast - Total	661	661	0
Ballots Cast - Blank	0	0	0
Voter Turnout - Total	39.58%		

## Mayor City of Tucson

Vote For 1

	TOTAL	Mail & Early	PROV
ROMERO, REGINA (DEM)	437	437	0
WITTENBRAKER, JANET "JL" (REP)	160	160	0
KERSCHEN, ARTHUR (LBT)	9	9	0
ACKERLEY, ED (IND)	47	47	0
Write-In Totals	3	3	0
Overvotes	0	0	0
Undervotes	5	5	0
Contest Totals	661	661	0

## Council Member Ward 1 City of Tucson

Vote For 1

	TOTAL	Mail & Early	PROV
SANTA CRUZ, LANE (DEM)	452	452	0
LEM, VICTORIA (REP)	193	193	0
Write-In Totals	1	1	0
Overvotes	0	0	0
Undervotes	15	15	0
Contest Totals	661	661	0

STATEMENT OF VOTES CAST

Consolidated Elections

November 7, 2023

Pima County

189

Council Member Ward 2 City of Tucson

Vote For 1

	TOTAL	Mail & Early	PROV
CUNNINGHAM, PAUL (DEM)	455	455	0
SHACK, ERNIE (REP)	170	170	0
SPICER, PENDLETON "PENNY" (LBT)	18	18	0
Write-In Totals	2	2	0
Overvotes	0	0	0
Undervotes	16	16	0
Contest Totals	661	661	0

Council Member Ward 4 City of Tucson

Vote For 1

	TOTAL	Mail & Early	PROV
LEE, NIKKI (DEM)	458	458	0
KAPLOWITCH, ROSS (REP)	183	183	0
Write-In Totals	2	2	0
Overvotes	0	0	0
Undervotes	18	18	0
Contest Totals	661	661	0

PROPOSITION 413 City of Tucson

Vote For 1

	TOTAL	Mail & Early	PROV
Yes	379	379	0
No	272	272	0
Overvotes	0	0	0
Undervotes	10	10	0
Contest Totals	661	661	0

STATEMENT OF VOTES CAST

Consolidated Elections

November 7, 2023

OFFICIAL RESULTS

Pima County

189

PROPOSITION 496 - Tucson Unified School District (TUSD) No. 1

Vote For 1

	TOTAL	Mail & Early	PROV
Bond Approval, Yes	453	453	0
Bond Approval, No	191	191	0
Overvotes	1	1	0
Undervotes	16	16	0
Contest Totals	661	661	0

STATEMENT OF VOTES CAST

Consolidated Elections

November 7, 2023

Pima County

190

STATISTICS

	TOTAL	Mail & Early	PROV
Registered Voters - Total	1,741		
Ballots Cast - Total	348	348	0
Ballots Cast - Blank	0	0	0
Voter Turnout - Total	19.99%		

Mayor City of Tucson

Vote For 1

	TOTAL	Mail & Early	PROV
ROMERO, REGINA (DEM)	209	209	0
WITTENBRAKER, JANET "JL" (REP)	73	73	0
KERSCHEN, ARTHUR (LBT)	6	6	0
ACKERLEY, ED (IND)	9	9	0
Write-In Totals	1	1	0
Overvotes	1	1	0
Undervotes	2	2	0
Contest Totals	301	301	0

Council Member Ward 1 City of Tucson

Vote For 1

	TOTAL	Mail & Early	PROV
SANTA CRUZ, LANE (DEM)	214	214	0
LEM, VICTORIA (REP)	86	86	0
Write-In Totals	1	1	0
Overvotes	0	0	0
Undervotes	0	0	0
Contest Totals	301	301	0

STATEMENT OF VOTES CAST

Consolidated Elections

November 7, 2023

Pima County

190

Council Member Ward 2 City of Tucson

Vote For 1

	TOTAL	Mail & Early	PROV
CUNNINGHAM, PAUL (DEM)	213	213	0
SHACK, ERNIE (REP)	77	77	0
SPICER, PENDLETON "PENNY" (LBT)	5	5	0
Write-In Totals	1	1	0
Overvotes	0	0	0
Undervotes	5	5	0
Contest Totals	301	301	0

Council Member Ward 4 City of Tucson

Vote For 1

	TOTAL	Mail & Early	PROV
LEE, NIKKI (DEM)	214	214	0
KAPLOWITCH, ROSS (REP)	77	77	0
Write-In Totals	2	2	0
Overvotes	0	0	0
Undervotes	8	8	0
Contest Totals	301	301	0

PROPOSITION 413 City of Tucson

Vote For 1

	TOTAL	Mail & Early	PROV
Yes	152	152	0
No	140	140	0
Overvotes	0	0	0
Undervotes	9	9	0
Contest Totals	301	301	0



STATEMENT OF VOTES CAST

Consolidated Elections

November 7, 2023

OFFICIAL RESULTS

Pima County

190

PROPOSITION 496 - Tucson Unified School District (TUSD) No. 1

Vote For 1

---

	TOTAL	Mail & Early	PROV
Bond Approval, Yes	207	207	0
Bond Approval, No	127	127	0
Overvotes	0	0	0
Undervotes	14	14	0
Contest Totals	348	348	0

## Consolidated Elections

November 7, 2023

Pima County

192

## STATISTICS

	TOTAL	Mail & Early	PROV
Registered Voters - Total	3,084		
Ballots Cast - Total	1,374	1,374	0
Ballots Cast - Blank	0	0	0
Voter Turnout - Total	44.55%		

## Mayor City of Tucson

Vote For 1

	TOTAL	Mail & Early	PROV
ROMERO, REGINA (DEM)	625	625	0
WITTENBRAKER, JANET "JL" (REP)	594	594	0
KERSCHEN, ARTHUR (LBT)	24	24	0
ACKERLEY, ED (IND)	127	127	0
Write-In Totals	1	1	0
Overvotes	0	0	0
Undervotes	3	3	0
Contest Totals	1,374	1,374	0

## Council Member Ward 1 City of Tucson

Vote For 1

	TOTAL	Mail & Early	PROV
SANTA CRUZ, LANE (DEM)	644	644	0
LEM, VICTORIA (REP)	695	695	0
Write-In Totals	2	2	0
Overvotes	0	0	0
Undervotes	33	33	0
Contest Totals	1,374	1,374	0

STATEMENT OF VOTES CAST

Consolidated Elections

November 7, 2023

Pima County

192

Council Member Ward 2 City of Tucson

Vote For 1

	TOTAL	Mail & Early	PROV
CUNNINGHAM, PAUL (DEM)	685	685	0
SHACK, ERNIE (REP)	617	617	0
SPICER, PENDLETON "PENNY" (LBT)	53	53	0
Write-In Totals	1	1	0
Overvotes	1	1	0
Undervotes	17	17	0
Contest Totals	1,374	1,374	0

Council Member Ward 4 City of Tucson

Vote For 1

	TOTAL	Mail & Early	PROV
LEE, NIKKI (DEM)	674	674	0
KAPLOWITCH, ROSS (REP)	652	652	0
Write-In Totals	2	2	0
Overvotes	0	0	0
Undervotes	46	46	0
Contest Totals	1,374	1,374	0

PROPOSITION 413 City of Tucson

Vote For 1

	TOTAL	Mail & Early	PROV
Yes	533	533	0
No	809	809	0
Overvotes	0	0	0
Undervotes	32	32	0
Contest Totals	1,374	1,374	0

STATEMENT OF VOTES CAST

Consolidated Elections

November 7, 2023

OFFICIAL RESULTS

Pima County

192

PROPOSITION 496 - Tucson Unified School District (TUSD) No. 1

Vote For 1

	TOTAL	Mail & Early	PROV
Bond Approval, Yes	647	647	0
Bond Approval, No	680	680	0
Overvotes	0	0	0
Undervotes	47	47	0
Contest Totals	1,374	1,374	0

STATEMENT OF VOTES CAST

Consolidated Elections

November 7, 2023

Pima County

196

STATISTICS

	TOTAL	Mail & Early	PROV
Registered Voters - Total	3		
Ballots Cast - Total	0	0	0
Ballots Cast - Blank	0	0	0
Voter Turnout - Total	0.00%		

Mayor City of Tucson

Vote For 1

	TOTAL	Mail & Early	PROV
ROMERO, REGINA (DEM)	0	0	0
WITTENBRAKER, JANET "JL" (REP)	0	0	0
KERSCHEN, ARTHUR (LBT)	0	0	0
ACKERLEY, ED (IND)	0	0	0
Write-In Totals	0	0	0
Overvotes	0	0	0
Undervotes	0	0	0
Contest Totals	0	0	0

Council Member Ward 1 City of Tucson

Vote For 1

	TOTAL	Mail & Early	PROV
SANTA CRUZ, LANE (DEM)	0	0	0
LEM, VICTORIA (REP)	0	0	0
Write-In Totals	0	0	0
Overvotes	0	0	0
Undervotes	0	0	0
Contest Totals	0	0	0

## Consolidated Elections

November 7, 2023

Pima County

196

## Council Member Ward 2 City of Tucson

Vote For 1

	TOTAL	Mail & Early	PROV
CUNNINGHAM, PAUL (DEM)	0	0	0
SHACK, ERNIE (REP)	0	0	0
SPICER, PENDLETON "PENNY" (LBT)	0	0	0
Write-In Totals	0	0	0
Overvotes	0	0	0
Undervotes	0	0	0
Contest Totals	0	0	0

## Council Member Ward 4 City of Tucson

Vote For 1

	TOTAL	Mail & Early	PROV
LEE, NIKKI (DEM)	0	0	0
KAPLOWITCH, ROSS (REP)	0	0	0
Write-In Totals	0	0	0
Overvotes	0	0	0
Undervotes	0	0	0
Contest Totals	0	0	0

## PROPOSITION 413 City of Tucson

Vote For 1

	TOTAL	Mail & Early	PROV
Yes	0	0	0
No	0	0	0
Overvotes	0	0	0
Undervotes	0	0	0
Contest Totals	0	0	0

196

PROPOSITION 498 - Sunnyside Unified School District No. 12

Vote For 1

	TOTAL	Mail & Early	PROV
Budget Increase, Yes	0	0	0
Budget Increase, No	0	0	0
Overvotes	0	0	0
Undervotes	0	0	0
Contest Totals	0	0	0

PROPOSITION 499 - Sunnyside Unified School District No. 12

Vote For 1

	TOTAL	Mail & Early	PROV
Budget Increase, Yes	0	0	0
Budget Increase, No	0	0	0
Overvotes	0	0	0
Undervotes	0	0	0
Contest Totals	0	0	0

## Consolidated Elections

November 7, 2023

Pima County

197

## STATISTICS

	TOTAL	Mail & Early	PROV
Registered Voters - Total	2,511		
Ballots Cast - Total	1,021	1,021	0
Ballots Cast - Blank	1	1	0
Voter Turnout - Total	40.66%		

## Mayor City of Tucson

Vote For 1

	TOTAL	Mail & Early	PROV
ROMERO, REGINA (DEM)	431	431	0
WITTENBRAKER, JANET "JL" (REP)	499	499	0
KERSCHEN, ARTHUR (LBT)	26	26	0
ACKERLEY, ED (IND)	60	60	0
Write-In Totals	2	2	0
Overvotes	0	0	0
Undervotes	3	3	0
Contest Totals	1,021	1,021	0

## Council Member Ward 1 City of Tucson

Vote For 1

	TOTAL	Mail & Early	PROV
SANTA CRUZ, LANE (DEM)	439	439	0
LEM, VICTORIA (REP)	551	551	0
Write-In Totals	2	2	0
Overvotes	0	0	0
Undervotes	29	29	0
Contest Totals	1,021	1,021	0



STATEMENT OF VOTES CAST

Consolidated Elections

November 7, 2023

Pima County

197

Council Member Ward 2 City of Tucson

Vote For 1

	TOTAL	Mail & Early	PROV
CUNNINGHAM, PAUL (DEM)	441	441	0
SHACK, ERNIE (REP)	503	503	0
SPICER, PENDLETON "PENNY" (LBT)	44	44	0
Write-In Totals	2	2	0
Overvotes	1	1	0
Undervotes	30	30	0
Contest Totals	1,021	1,021	0

Council Member Ward 4 City of Tucson

Vote For 1

	TOTAL	Mail & Early	PROV
LEE, NIKKI (DEM)	471	471	0
KAPLOWITCH, ROSS (REP)	524	524	0
Write-In Totals	2	2	0
Overvotes	0	0	0
Undervotes	24	24	0
Contest Totals	1,021	1,021	0

PROPOSITION 413 City of Tucson

Vote For 1

	TOTAL	Mail & Early	PROV
Yes	349	349	0
No	649	649	0
Overvotes	0	0	0
Undervotes	23	23	0
Contest Totals	1,021	1,021	0

STATEMENT OF VOTES CAST

Consolidated Elections

November 7, 2023

OFFICIAL RESULTS

Pima County

197

PROPOSITION 496 - Tucson Unified School District (TUSD) No. 1

Vote For 1

---

	TOTAL	Mail & Early	PROV
Bond Approval, Yes	421	421	0
Bond Approval, No	546	546	0
Overvotes	0	0	0
Undervotes	54	54	0
Contest Totals	1,021	1,021	0

STATEMENT OF VOTES CAST

Consolidated Elections

November 7, 2023

Pima County

199

STATISTICS

	TOTAL	Mail & Early	PROV
Registered Voters - Total	103		
Ballots Cast - Total	60	60	0
Ballots Cast - Blank	0	0	0
Voter Turnout - Total	58.25%		

Mayor City of Tucson

Vote For 1

	TOTAL	Mail & Early	PROV
ROMERO, REGINA (DEM)	24	24	0
WITTENBRAKER, JANET "JL" (REP)	34	34	0
KERSCHEN, ARTHUR (LBT)	0	0	0
ACKERLEY, ED (IND)	2	2	0
Write-In Totals	0	0	0
Overvotes	0	0	0
Undervotes	0	0	0
Contest Totals	60	60	0

Council Member Ward 1 City of Tucson

Vote For 1

	TOTAL	Mail & Early	PROV
SANTA CRUZ, LANE (DEM)	19	19	0
LEM, VICTORIA (REP)	38	38	0
Write-In Totals	0	0	0
Overvotes	0	0	0
Undervotes	3	3	0
Contest Totals	60	60	0

STATEMENT OF VOTES CAST

Consolidated Elections

November 7, 2023

Pima County

199

Council Member Ward 2 City of Tucson

Vote For 1

	TOTAL	Mail & Early	PROV
CUNNINGHAM, PAUL (DEM)	24	24	0
SHACK, ERNIE (REP)	34	34	0
SPICER, PENDLETON "PENNY" (LBT)	0	0	0
Write-In Totals	0	0	0
Overvotes	0	0	0
Undervotes	2	2	0
Contest Totals	60	60	0

Council Member Ward 4 City of Tucson

Vote For 1

	TOTAL	Mail & Early	PROV
LEE, NIKKI (DEM)	19	19	0
KAPLOWITCH, ROSS (REP)	36	36	0
Write-In Totals	0	0	0
Overvotes	0	0	0
Undervotes	5	5	0
Contest Totals	60	60	0

PROPOSITION 413 City of Tucson

Vote For 1

	TOTAL	Mail & Early	PROV
Yes	19	19	0
No	39	39	0
Overvotes	0	0	0
Undervotes	2	2	0
Contest Totals	60	60	0

203

STATISTICS

	TOTAL	Mail & Early	PROV
Registered Voters - Total	1,682		
Ballots Cast - Total	295	295	0
Ballots Cast - Blank	1	1	0
Voter Turnout - Total	17.54%		

PROPOSITION 496 - Tucson Unified School District (TUSD) No. 1

Vote For 1

	TOTAL	Mail & Early	PROV
Bond Approval, Yes	144	144	0
Bond Approval, No	150	150	0
Overvotes	0	0	0
Undervotes	1	1	0
Contest Totals	295	295	0

204

**STATISTICS**

	TOTAL	Mail & Early	PROV
Registered Voters - Total	536		
Ballots Cast - Total	161	161	0
Ballots Cast - Blank	0	0	0
Voter Turnout - Total	30.04%		

**PROPOSITION 401 - Sahuarita Unified School District NO. 30**

Vote For 1

	TOTAL	Mail & Early	PROV
Bond Approval, Yes	64	64	0
Bond Approval, No	97	97	0
Overvotes	0	0	0
Undervotes	0	0	0
Contest Totals	161	161	0

205

**STATISTICS**

	TOTAL	Mail & Early	PROV
Registered Voters - Total	360		
Ballots Cast - Total	181	181	0
Ballots Cast - Blank	0	0	0
Voter Turnout - Total	50.28%		

**PROPOSITION 401 - Sahuarita Unified School District NO. 30**

Vote For 1

	TOTAL	Mail & Early	PROV
Bond Approval, Yes	94	94	0
Bond Approval, No	87	87	0
Overvotes	0	0	0
Undervotes	0	0	0
Contest Totals	181	181	0

206

STATISTICS

	TOTAL	Mail & Early	PROV
Registered Voters - Total	273		
Ballots Cast - Total	79	79	0
Ballots Cast - Blank	0	0	0
Voter Turnout - Total	28.94%		

PROPOSITION 401 - Sahuarita Unified School District NO. 30

Vote For 1

	TOTAL	Mail & Early	PROV
Bond Approval, Yes	36	36	0
Bond Approval, No	43	43	0
Overvotes	0	0	0
Undervotes	0	0	0
Contest Totals	79	79	0



STATEMENT OF VOTES CAST

Consolidated Elections

November 7, 2023

Pima County

208

STATISTICS

	TOTAL	Mail & Early	PROV
Registered Voters - Total	1,680		
Ballots Cast - Total	424	424	0
Ballots Cast - Blank	0	0	0
Voter Turnout - Total	25.24%		

PROPOSITION 400 - Altar Valley Elementary School District No. 51

Vote For 1

	TOTAL	Mail & Early	PROV
Budget Override Continuation, Yes	264	264	0
Budget Override Continuation, No	160	160	0
Overvotes	0	0	0
Undervotes	0	0	0
Contest Totals	424	424	0

## Consolidated Elections

November 7, 2023

Pima County

210

## STATISTICS

	TOTAL	Mail & Early	PROV
Registered Voters - Total	257		
Ballots Cast - Total	82	82	0
Ballots Cast - Blank	0	0	0
Voter Turnout - Total	31.91%		

## Mayor City of Tucson

Vote For 1

	TOTAL	Mail & Early	PROV
ROMERO, REGINA (DEM)	46	46	0
WITTENBRAKER, JANET "JL" (REP)	27	27	0
KERSCHEN, ARTHUR (LBT)	0	0	0
ACKERLEY, ED (IND)	5	5	0
Write-In Totals	0	0	0
Overvotes	0	0	0
Undervotes	4	4	0
Contest Totals	82	82	0

## Council Member Ward 1 City of Tucson

Vote For 1

	TOTAL	Mail & Early	PROV
SANTA CRUZ, LANE (DEM)	45	45	0
LEM, VICTORIA (REP)	31	31	0
Write-In Totals	0	0	0
Overvotes	0	0	0
Undervotes	6	6	0
Contest Totals	82	82	0

STATEMENT OF VOTES CAST

Consolidated Elections

November 7, 2023

Pima County

210

Council Member Ward 2 City of Tucson

Vote For 1

	TOTAL	Mail & Early	PROV
CUNNINGHAM, PAUL (DEM)	44	44	0
SHACK, ERNIE (REP)	31	31	0
SPICER, PENDLETON "PENNY" (LBT)	1	1	0
Write-In Totals	0	0	0
Overvotes	0	0	0
Undervotes	6	6	0
Contest Totals	82	82	0

Council Member Ward 4 City of Tucson

Vote For 1

	TOTAL	Mail & Early	PROV
LEE, NIKKI (DEM)	43	43	0
KAPLOWITCH, ROSS (REP)	30	30	0
Write-In Totals	0	0	0
Overvotes	0	0	0
Undervotes	9	9	0
Contest Totals	82	82	0

PROPOSITION 413 City of Tucson

Vote For 1

	TOTAL	Mail & Early	PROV
Yes	44	44	0
No	36	36	0
Overvotes	0	0	0
Undervotes	2	2	0
Contest Totals	82	82	0

## Consolidated Elections

November 7, 2023

Pima County

214

## STATISTICS

	TOTAL	Mail & Early	PROV
Registered Voters - Total	2,814		
Ballots Cast - Total	991	991	0
Ballots Cast - Blank	1	1	0
Voter Turnout - Total	35.22%		

## Mayor City of Tucson

Vote For 1

	TOTAL	Mail & Early	PROV
ROMERO, REGINA (DEM)	20	20	0
WITTENBRAKER, JANET "JL" (REP)	6	6	0
KERSCHEN, ARTHUR (LBT)	0	0	0
ACKERLEY, ED (IND)	3	3	0
Write-In Totals	0	0	0
Overvotes	0	0	0
Undervotes	0	0	0
Contest Totals	29	29	0

## Council Member Ward 1 City of Tucson

Vote For 1

	TOTAL	Mail & Early	PROV
SANTA CRUZ, LANE (DEM)	20	20	0
LEM, VICTORIA (REP)	7	7	0
Write-In Totals	0	0	0
Overvotes	0	0	0
Undervotes	2	2	0
Contest Totals	29	29	0

## Consolidated Elections

November 7, 2023

Pima County

214

## Council Member Ward 2 City of Tucson

Vote For 1

	TOTAL	Mail & Early	PROV
CUNNINGHAM, PAUL (DEM)	20	20	0
SHACK, ERNIE (REP)	6	6	0
SPICER, PENDLETON "PENNY" (LBT)	0	0	0
Write-In Totals	0	0	0
Overvotes	0	0	0
Undervotes	3	3	0
Contest Totals	29	29	0

## Council Member Ward 4 City of Tucson

Vote For 1

	TOTAL	Mail & Early	PROV
LEE, NIKKI (DEM)	20	20	0
KAPLOWITCH, ROSS (REP)	7	7	0
Write-In Totals	0	0	0
Overvotes	0	0	0
Undervotes	2	2	0
Contest Totals	29	29	0

## PROPOSITION 413 City of Tucson

Vote For 1

	TOTAL	Mail & Early	PROV
Yes	15	15	0
No	12	12	0
Overvotes	0	0	0
Undervotes	2	2	0
Contest Totals	29	29	0

STATEMENT OF VOTES CAST

Consolidated Elections

November 7, 2023

OFFICIAL RESULTS

Pima County

214

PROPOSITION 496 - Tucson Unified School District (TUSD) No. 1

Vote For 1

---

	TOTAL	Mail & Early	PROV
Bond Approval, Yes	623	623	0
Bond Approval, No	364	364	0
Overvotes	0	0	0
Undervotes	4	4	0
Contest Totals	991	991	0

STATEMENT OF VOTES CAST

Consolidated Elections

November 7, 2023

Pima County

217

STATISTICS

	TOTAL	Mail & Early	PROV
Registered Voters - Total	1,249		
Ballots Cast - Total	329	329	0
Ballots Cast - Blank	0	0	0
Voter Turnout - Total	26.34%		

Mayor City of Tucson

Vote For 1

	TOTAL	Mail & Early	PROV
ROMERO, REGINA (DEM)	141	141	0
WITTENBRAKER, JANET "JL" (REP)	165	165	0
KERSCHEN, ARTHUR (LBT)	6	6	0
ACKERLEY, ED (IND)	15	15	0
Write-In Totals	0	0	0
Overvotes	0	0	0
Undervotes	2	2	0
Contest Totals	329	329	0

Council Member Ward 1 City of Tucson

Vote For 1

	TOTAL	Mail & Early	PROV
SANTA CRUZ, LANE (DEM)	148	148	0
LEM, VICTORIA (REP)	176	176	0
Write-In Totals	0	0	0
Overvotes	0	0	0
Undervotes	5	5	0
Contest Totals	329	329	0

## Consolidated Elections

November 7, 2023

Pima County

217

## Council Member Ward 2 City of Tucson

Vote For 1

	TOTAL	Mail & Early	PROV
CUNNINGHAM, PAUL (DEM)	147	147	0
SHACK, ERNIE (REP)	162	162	0
SPICER, PENDLETON "PENNY" (LBT)	16	16	0
Write-In Totals	0	0	0
Overvotes	0	0	0
Undervotes	4	4	0
Contest Totals	329	329	0

## Council Member Ward 4 City of Tucson

Vote For 1

	TOTAL	Mail & Early	PROV
LEE, NIKKI (DEM)	151	151	0
KAPLOWITCH, ROSS (REP)	173	173	0
Write-In Totals	0	0	0
Overvotes	0	0	0
Undervotes	5	5	0
Contest Totals	329	329	0

## PROPOSITION 413 City of Tucson

Vote For 1

	TOTAL	Mail & Early	PROV
Yes	149	149	0
No	174	174	0
Overvotes	0	0	0
Undervotes	6	6	0
Contest Totals	329	329	0



STATEMENT OF VOTES CAST

Consolidated Elections

November 7, 2023

Pima County

218

STATISTICS

	TOTAL	Mail & Early	PROV
Registered Voters - Total	5,130		
Ballots Cast - Total	2,143	2,143	0
Ballots Cast - Blank	0	0	0
Voter Turnout - Total	41.77%		

Mayor City of Tucson

Vote For 1

	TOTAL	Mail & Early	PROV
ROMERO, REGINA (DEM)	1,053	1,053	0
WITTENBRAKER, JANET "JL" (REP)	924	924	0
KERSCHEN, ARTHUR (LBT)	37	37	0
ACKERLEY, ED (IND)	117	117	0
Write-In Totals	3	3	0
Overvotes	0	0	0
Undervotes	9	9	0
Contest Totals	2,143	2,143	0

Council Member Ward 1 City of Tucson

Vote For 1

	TOTAL	Mail & Early	PROV
SANTA CRUZ, LANE (DEM)	1,067	1,067	0
LEM, VICTORIA (REP)	1,034	1,034	0
Write-In Totals	7	7	0
Overvotes	0	0	0
Undervotes	35	35	0
Contest Totals	2,143	2,143	0

## STATEMENT OF VOTES CAST

OFFICIAL RESULTS

## Consolidated Elections

November 7, 2023

Pima County

218

## Council Member Ward 2 City of Tucson

Vote For 1

	TOTAL	Mail & Early	PROV
CUNNINGHAM, PAUL (DEM)	1,090	1,090	0
SHACK, ERNIE (REP)	918	918	0
SPICER, PENDLETON "PENNY" (LBT)	90	90	0
Write-In Totals	3	3	0
Overvotes	0	0	0
Undervotes	42	42	0
Contest Totals	2,143	2,143	0

## Council Member Ward 4 City of Tucson

Vote For 1

	TOTAL	Mail & Early	PROV
LEE, NIKKI (DEM)	1,161	1,161	0
KAPLOWITCH, ROSS (REP)	943	943	0
Write-In Totals	5	5	0
Overvotes	0	0	0
Undervotes	34	34	0
Contest Totals	2,143	2,143	0

## PROPOSITION 413 City of Tucson

Vote For 1

	TOTAL	Mail & Early	PROV
Yes	1,022	1,022	0
No	1,021	1,021	0
Overvotes	0	0	0
Undervotes	100	100	0
Contest Totals	2,143	2,143	0

219

STATISTICS

	TOTAL	Mail & Early	PROV
Registered Voters - Total	2,728		
Ballots Cast - Total	672	672	0
Ballots Cast - Blank	0	0	0
Voter Turnout - Total	24.63%		

PROPOSITION 497 - Flowing Wells Unified School District No. 8

Vote For 1

	TOTAL	Mail & Early	PROV
Budget Increase, Yes	359	359	0
Budget Increase, No	313	313	0
Overvotes	0	0	0
Undervotes	0	0	0
Contest Totals	672	672	0

220

STATISTICS

	TOTAL	Mail & Early	PROV
Registered Voters - Total	3,132		
Ballots Cast - Total	1,383	1,383	0
Ballots Cast - Blank	0	0	0
Voter Turnout - Total	44.16%		

PROPOSITION 496 - Tucson Unified School District (TUSD) No. 1

Vote For 1

	TOTAL	Mail & Early	PROV
Bond Approval, Yes	699	699	0
Bond Approval, No	684	684	0
Overvotes	0	0	0
Undervotes	0	0	0
Contest Totals	1,383	1,383	0

STATEMENT OF VOTES CAST

Consolidated Elections

November 7, 2023

Pima County

224

STATISTICS

	TOTAL	Mail & Early	PROV
Registered Voters - Total	4,580		
Ballots Cast - Total	1,588	1,588	0
Ballots Cast - Blank	0	0	0
Voter Turnout - Total	34.67%		

Mayor City of Tucson

Vote For 1

	TOTAL	Mail & Early	PROV
ROMERO, REGINA (DEM)	642	642	0
WITTENBRAKER, JANET "JL" (REP)	806	806	0
KERSCHEN, ARTHUR (LBT)	27	27	0
ACKERLEY, ED (IND)	109	109	0
Write-In Totals	0	0	0
Overvotes	0	0	0
Undervotes	4	4	0
Contest Totals	1,588	1,588	0

Council Member Ward 1 City of Tucson

Vote For 1

	TOTAL	Mail & Early	PROV
SANTA CRUZ, LANE (DEM)	665	665	0
LEM, VICTORIA (REP)	893	893	0
Write-In Totals	2	2	0
Overvotes	0	0	0
Undervotes	28	28	0
Contest Totals	1,588	1,588	0

## Consolidated Elections

November 7, 2023

Pima County

224

## Council Member Ward 2 City of Tucson

Vote For 1

	TOTAL	Mail & Early	PROV
CUNNINGHAM, PAUL (DEM)	692	692	0
SHACK, ERNIE (REP)	801	801	0
SPICER, PENDLETON "PENNY" (LBT)	67	67	0
Write-In Totals	0	0	0
Overvotes	0	0	0
Undervotes	28	28	0
Contest Totals	1,588	1,588	0

## Council Member Ward 4 City of Tucson

Vote For 1

	TOTAL	Mail & Early	PROV
LEE, NIKKI (DEM)	731	731	0
KAPLOWITCH, ROSS (REP)	839	839	0
Write-In Totals	1	1	0
Overvotes	0	0	0
Undervotes	17	17	0
Contest Totals	1,588	1,588	0

## PROPOSITION 413 City of Tucson

Vote For 1

	TOTAL	Mail & Early	PROV
Yes	596	596	0
No	922	922	0
Overvotes	0	0	0
Undervotes	70	70	0
Contest Totals	1,588	1,588	0

STATEMENT OF VOTES CAST

Consolidated Elections

November 7, 2023

Pima County

225

STATISTICS

	TOTAL	Mail & Early	PROV
Registered Voters - Total	1,387		
Ballots Cast - Total	359	359	0
Ballots Cast - Blank	0	0	0
Voter Turnout - Total	25.88%		

Mayor City of Tucson

Vote For 1

	TOTAL	Mail & Early	PROV
ROMERO, REGINA (DEM)	0	0	0
WITTENBRAKER, JANET "JL" (REP)	0	0	0
KERSCHEN, ARTHUR (LBT)	0	0	0
ACKERLEY, ED (IND)	0	0	0
Write-In Totals	0	0	0
Overvotes	0	0	0
Undervotes	0	0	0
Contest Totals	0	0	0

Council Member Ward 1 City of Tucson

Vote For 1

	TOTAL	Mail & Early	PROV
SANTA CRUZ, LANE (DEM)	0	0	0
LEM, VICTORIA (REP)	0	0	0
Write-In Totals	0	0	0
Overvotes	0	0	0
Undervotes	0	0	0
Contest Totals	0	0	0

STATEMENT OF VOTES CAST

Consolidated Elections

November 7, 2023

Pima County

225

Council Member Ward 2 City of Tucson

Vote For 1

	TOTAL	Mail & Early	PROV
CUNNINGHAM, PAUL (DEM)	0	0	0
SHACK, ERNIE (REP)	0	0	0
SPICER, PENDLETON "PENNY" (LBT)	0	0	0
Write-In Totals	0	0	0
Overvotes	0	0	0
Undervotes	0	0	0
Contest Totals	0	0	0

Council Member Ward 4 City of Tucson

Vote For 1

	TOTAL	Mail & Early	PROV
LEE, NIKKI (DEM)	0	0	0
KAPLOWITCH, ROSS (REP)	0	0	0
Write-In Totals	0	0	0
Overvotes	0	0	0
Undervotes	0	0	0
Contest Totals	0	0	0

PROPOSITION 413 City of Tucson

Vote For 1

	TOTAL	Mail & Early	PROV
Yes	0	0	0
No	0	0	0
Overvotes	0	0	0
Undervotes	0	0	0
Contest Totals	0	0	0



STATEMENT OF VOTES CAST

Consolidated Elections

November 7, 2023

OFFICIAL RESULTS

Pima County

225

PROPOSITION 497 - Flowing Wells Unified School District No. 8

Vote For 1

---

	TOTAL	Mail & Early	PROV
Budget Increase, Yes	210	210	0
Budget Increase, No	149	149	0
Overvotes	0	0	0
Undervotes	0	0	0
Contest Totals	359	359	0

227

STATISTICS

	TOTAL	Mail & Early	PROV
Registered Voters - Total	5,952		
Ballots Cast - Total	1,336	1,336	0
Ballots Cast - Blank	2	2	0
Voter Turnout - Total	22.45%		

PROPOSITION 401 - Sahuarita Unified School District NO. 30

Vote For 1

	TOTAL	Mail & Early	PROV
Bond Approval, Yes	877	877	0
Bond Approval, No	457	457	0
Overvotes	0	0	0
Undervotes	2	2	0
Contest Totals	1,336	1,336	0

228

STATISTICS

	TOTAL	Mail & Early	PROV
Registered Voters - Total	879		
Ballots Cast - Total	378	378	0
Ballots Cast - Blank	0	0	0
Voter Turnout - Total	43.00%		

PROPOSITION 496 - Tucson Unified School District (TUSD) No. 1

Vote For 1

	TOTAL	Mail & Early	PROV
Bond Approval, Yes	197	197	0
Bond Approval, No	181	181	0
Overvotes	0	0	0
Undervotes	0	0	0
Contest Totals	378	378	0

230

STATISTICS

	TOTAL	Mail & Early	PROV
Registered Voters - Total	217		
Ballots Cast - Total	102	102	0
Ballots Cast - Blank	0	0	0
Voter Turnout - Total	47.00%		

Mayor City of Tucson

Vote For 1

	TOTAL	Mail & Early	PROV
ROMERO, REGINA (DEM)	79	79	0
WITTENBRAKER, JANET "JL" (REP)	19	19	0
KERSCHEN, ARTHUR (LBT)	1	1	0
ACKERLEY, ED (IND)	3	3	0
Write-In Totals	0	0	0
Overvotes	0	0	0
Undervotes	0	0	0
Contest Totals	102	102	0

Council Member Ward 1 City of Tucson

Vote For 1

	TOTAL	Mail & Early	PROV
SANTA CRUZ, LANE (DEM)	80	80	0
LEM, VICTORIA (REP)	21	21	0
Write-In Totals	0	0	0
Overvotes	0	0	0
Undervotes	1	1	0
Contest Totals	102	102	0

STATEMENT OF VOTES CAST

Consolidated Elections

November 7, 2023

Pima County

230

Council Member Ward 2 City of Tucson

Vote For 1

	TOTAL	Mail & Early	PROV
CUNNINGHAM, PAUL (DEM)	79	79	0
SHACK, ERNIE (REP)	19	19	0
SPICER, PENDLETON "PENNY" (LBT)	3	3	0
Write-In Totals	0	0	0
Overvotes	0	0	0
Undervotes	1	1	0
Contest Totals	102	102	0

Council Member Ward 4 City of Tucson

Vote For 1

	TOTAL	Mail & Early	PROV
LEE, NIKKI (DEM)	81	81	0
KAPLOWITCH, ROSS (REP)	20	20	0
Write-In Totals	0	0	0
Overvotes	0	0	0
Undervotes	1	1	0
Contest Totals	102	102	0

PROPOSITION 413 City of Tucson

Vote For 1

	TOTAL	Mail & Early	PROV
Yes	66	66	0
No	32	32	0
Overvotes	0	0	0
Undervotes	4	4	0
Contest Totals	102	102	0

STATEMENT OF VOTES CAST

Consolidated Elections

November 7, 2023

Pima County

231

STATISTICS

	TOTAL	Mail & Early	PROV
Registered Voters - Total	5,545		
Ballots Cast - Total	1,230	1,230	0
Ballots Cast - Blank	1	1	0
Voter Turnout - Total	22.18%		

Mayor City of Tucson

Vote For 1

	TOTAL	Mail & Early	PROV
ROMERO, REGINA (DEM)	0	0	0
WITTENBRAKER, JANET "JL" (REP)	0	0	0
KERSCHEN, ARTHUR (LBT)	0	0	0
ACKERLEY, ED (IND)	0	0	0
Write-In Totals	0	0	0
Overvotes	0	0	0
Undervotes	0	0	0
Contest Totals	0	0	0

Council Member Ward 1 City of Tucson

Vote For 1

	TOTAL	Mail & Early	PROV
SANTA CRUZ, LANE (DEM)	0	0	0
LEM, VICTORIA (REP)	0	0	0
Write-In Totals	0	0	0
Overvotes	0	0	0
Undervotes	0	0	0
Contest Totals	0	0	0

## Consolidated Elections

November 7, 2023

Pima County

231

## Council Member Ward 2 City of Tucson

Vote For 1

	TOTAL	Mail & Early	PROV
CUNNINGHAM, PAUL (DEM)	0	0	0
SHACK, ERNIE (REP)	0	0	0
SPICER, PENDLETON "PENNY" (LBT)	0	0	0
Write-In Totals	0	0	0
Overvotes	0	0	0
Undervotes	0	0	0
Contest Totals	0	0	0

## Council Member Ward 4 City of Tucson

Vote For 1

	TOTAL	Mail & Early	PROV
LEE, NIKKI (DEM)	0	0	0
KAPLOWITCH, ROSS (REP)	0	0	0
Write-In Totals	0	0	0
Overvotes	0	0	0
Undervotes	0	0	0
Contest Totals	0	0	0

## PROPOSITION 413 City of Tucson

Vote For 1

	TOTAL	Mail & Early	PROV
Yes	0	0	0
No	0	0	0
Overvotes	0	0	0
Undervotes	0	0	0
Contest Totals	0	0	0

## Consolidated Elections

November 7, 2023

Pima County

231

## PROPOSITION 401 - Sahuarita Unified School District NO. 30

Vote For 1

	TOTAL	Mail & Early	PROV
Bond Approval, Yes	720	720	0
Bond Approval, No	463	463	0
Overvotes	0	0	0
Undervotes	1	1	0
Contest Totals	1,184	1,184	0

## PROPOSITION 498 - Sunnyside Unified School District No. 12

Vote For 1

	TOTAL	Mail & Early	PROV
Budget Increase, Yes	20	20	0
Budget Increase, No	26	26	0
Overvotes	0	0	0
Undervotes	0	0	0
Contest Totals	46	46	0

## PROPOSITION 499 - Sunnyside Unified School District No. 12

Vote For 1

	TOTAL	Mail & Early	PROV
Budget Increase, Yes	18	18	0
Budget Increase, No	28	28	0
Overvotes	0	0	0
Undervotes	0	0	0
Contest Totals	46	46	0



## Consolidated Elections

November 7, 2023

Pima County

232

## STATISTICS

	TOTAL	Mail & Early	PROV
Registered Voters - Total	5,084		
Ballots Cast - Total	1,190	1,190	0
Ballots Cast - Blank	1	1	0
Voter Turnout - Total	23.41%		

## Mayor City of Tucson

Vote For 1

	TOTAL	Mail & Early	PROV
ROMERO, REGINA (DEM)	641	641	0
WITTENBRAKER, JANET "JL" (REP)	460	460	0
KERSCHEN, ARTHUR (LBT)	15	15	0
ACKERLEY, ED (IND)	60	60	0
Write-In Totals	1	1	0
Overvotes	2	2	0
Undervotes	11	11	0
Contest Totals	1,190	1,190	0

## Council Member Ward 1 City of Tucson

Vote For 1

	TOTAL	Mail & Early	PROV
SANTA CRUZ, LANE (DEM)	637	637	0
LEM, VICTORIA (REP)	527	527	0
Write-In Totals	4	4	0
Overvotes	0	0	0
Undervotes	22	22	0
Contest Totals	1,190	1,190	0

## Consolidated Elections

November 7, 2023

Pima County

232

## Council Member Ward 2 City of Tucson

Vote For 1

	TOTAL	Mail & Early	PROV
CUNNINGHAM, PAUL (DEM)	628	628	0
SHACK, ERNIE (REP)	479	479	0
SPICER, PENDLETON "PENNY" (LBT)	56	56	0
Write-In Totals	1	1	0
Overvotes	2	2	0
Undervotes	24	24	0
Contest Totals	1,190	1,190	0

## Council Member Ward 4 City of Tucson

Vote For 1

	TOTAL	Mail & Early	PROV
LEE, NIKKI (DEM)	656	656	0
KAPLOWITCH, ROSS (REP)	505	505	0
Write-In Totals	1	1	0
Overvotes	0	0	0
Undervotes	28	28	0
Contest Totals	1,190	1,190	0

## PROPOSITION 413 City of Tucson

Vote For 1

	TOTAL	Mail & Early	PROV
Yes	431	431	0
No	734	734	0
Overvotes	0	0	0
Undervotes	25	25	0
Contest Totals	1,190	1,190	0

232

PROPOSITION 498 - Sunnyside Unified School District No. 12

Vote For 1

	TOTAL	Mail & Early	PROV
Budget Increase, Yes	662	662	0
Budget Increase, No	478	478	0
Overvotes	0	0	0
Undervotes	50	50	0
Contest Totals	1,190	1,190	0

PROPOSITION 499 - Sunnyside Unified School District No. 12

Vote For 1

	TOTAL	Mail & Early	PROV
Budget Increase, Yes	637	637	0
Budget Increase, No	524	524	0
Overvotes	0	0	0
Undervotes	29	29	0
Contest Totals	1,190	1,190	0

233

STATISTICS

	TOTAL	Mail & Early	PROV
Registered Voters - Total	2,496		
Ballots Cast - Total	567	567	0
Ballots Cast - Blank	0	0	0
Voter Turnout - Total	22.72%		

PROPOSITION 400 - Altar Valley Elementary School District No. 51

Vote For 1

	TOTAL	Mail & Early	PROV
Budget Override Continuation, Yes	0	0	0
Budget Override Continuation, No	7	7	0
Overvotes	0	0	0
Undervotes	0	0	0
Contest Totals	7	7	0

PROPOSITION 496 - Tucson Unified School District (TUSD) No. 1

Vote For 1

	TOTAL	Mail & Early	PROV
Bond Approval, Yes	274	274	0
Bond Approval, No	286	286	0
Overvotes	0	0	0
Undervotes	0	0	0
Contest Totals	560	560	0

234

**STATISTICS**

	TOTAL	Mail & Early	PROV
Registered Voters - Total	2,245		
Ballots Cast - Total	551	551	0
Ballots Cast - Blank	1	1	0
Voter Turnout - Total	24.54%		

**PROPOSITION 496 - Tucson Unified School District (TUSD) No. 1**

Vote For 1

	TOTAL	Mail & Early	PROV
Bond Approval, Yes	280	280	0
Bond Approval, No	270	270	0
Overvotes	0	0	0
Undervotes	1	1	0
Contest Totals	551	551	0

235

STATISTICS

	TOTAL	Mail & Early	PROV
Registered Voters - Total	4,805		
Ballots Cast - Total	758	758	0
Ballots Cast - Blank	2	2	0
Voter Turnout - Total	15.78%		

PROPOSITION 496 - Tucson Unified School District (TUSD) No. 1

Vote For 1

	TOTAL	Mail & Early	PROV
Bond Approval, Yes	435	435	0
Bond Approval, No	321	321	0
Overvotes	0	0	0
Undervotes	2	2	0
Contest Totals	758	758	0

236

**STATISTICS**

	TOTAL	Mail & Early	PROV
Registered Voters - Total	1,215		
Ballots Cast - Total	153	153	0
Ballots Cast - Blank	0	0	0
Voter Turnout - Total	12.59%		

**PROPOSITION 401 - Sahuarita Unified School District NO. 30**

Vote For 1

	TOTAL	Mail & Early	PROV
Bond Approval, Yes	0	0	0
Bond Approval, No	0	0	0
Overvotes	0	0	0
Undervotes	0	0	0
Contest Totals	0	0	0

**PROPOSITION 498 - Sunnyside Unified School District No. 12**

Vote For 1

	TOTAL	Mail & Early	PROV
Budget Increase, Yes	105	105	0
Budget Increase, No	47	47	0
Overvotes	0	0	0
Undervotes	1	1	0
Contest Totals	153	153	0

STATEMENT OF VOTES CAST

Consolidated Elections

November 7, 2023

OFFICIAL RESULTS

Pima County

236

PROPOSITION 499 - Sunnyside Unified School District No. 12

Vote For 1

---

	TOTAL	Mail & Early	PROV
Budget Increase, Yes	106	106	0
Budget Increase, No	46	46	0
Overvotes	0	0	0
Undervotes	1	1	0
Contest Totals	153	153	0



237

STATISTICS

	TOTAL	Mail & Early	PROV
Registered Voters - Total	240		
Ballots Cast - Total	103	103	0
Ballots Cast - Blank	0	0	0
Voter Turnout - Total	42.92%		

PROPOSITION 496 - Tucson Unified School District (TUSD) No. 1

Vote For 1

	TOTAL	Mail & Early	PROV
Bond Approval, Yes	60	60	0
Bond Approval, No	43	43	0
Overvotes	0	0	0
Undervotes	0	0	0
Contest Totals	103	103	0

238

STATISTICS

	TOTAL	Mail & Early	PROV
Registered Voters - Total	34		
Ballots Cast - Total	20	20	0
Ballots Cast - Blank	0	0	0
Voter Turnout - Total	58.82%		

PROPOSITION 496 - Tucson Unified School District (TUSD) No. 1

Vote For 1

	TOTAL	Mail & Early	PROV
Bond Approval, Yes	9	9	0
Bond Approval, No	11	11	0
Overvotes	0	0	0
Undervotes	0	0	0
Contest Totals	20	20	0

239

**STATISTICS**

	TOTAL	Mail & Early	PROV
Registered Voters - Total	0		
Ballots Cast - Total	0	0	0
Ballots Cast - Blank	0	0	0
Voter Turnout - Total	0.00%		

**PROPOSITION 496 - Tucson Unified School District (TUSD) No. 1**

Vote For 1

	TOTAL	Mail & Early	PROV
Bond Approval, Yes	0	0	0
Bond Approval, No	0	0	0
Overvotes	0	0	0
Undervotes	0	0	0
Contest Totals	0	0	0

241

STATISTICS

	TOTAL	Mail & Early	PROV
Registered Voters - Total	1,845		
Ballots Cast - Total	766	766	0
Ballots Cast - Blank	1	1	0
Voter Turnout - Total	41.52%		

PROPOSITION 496 - Tucson Unified School District (TUSD) No. 1

Vote For 1

	TOTAL	Mail & Early	PROV
Bond Approval, Yes	449	449	0
Bond Approval, No	316	316	0
Overvotes	0	0	0
Undervotes	1	1	0
Contest Totals	766	766	0

## Consolidated Elections

November 7, 2023

Pima County

243

## STATISTICS

	TOTAL	Mail & Early	PROV
Registered Voters - Total	23		
Ballots Cast - Total	12	12	0
Ballots Cast - Blank	0	0	0
Voter Turnout - Total	52.17%		

## Mayor City of Tucson

Vote For 1

	TOTAL	Mail & Early	PROV
ROMERO, REGINA (DEM)	0	0	0
WITTENBRAKER, JANET "JL" (REP)	8	8	0
KERSCHEN, ARTHUR (LBT)	0	0	0
ACKERLEY, ED (IND)	4	4	0
Write-In Totals	0	0	0
Overvotes	0	0	0
Undervotes	0	0	0
Contest Totals	12	12	0

## Council Member Ward 1 City of Tucson

Vote For 1

	TOTAL	Mail & Early	PROV
SANTA CRUZ, LANE (DEM)	3	3	0
LEM, VICTORIA (REP)	9	9	0
Write-In Totals	0	0	0
Overvotes	0	0	0
Undervotes	0	0	0
Contest Totals	12	12	0

## Consolidated Elections

November 7, 2023

Pima County

243

## Council Member Ward 2 City of Tucson

Vote For 1

	TOTAL	Mail & Early	PROV
CUNNINGHAM, PAUL (DEM)	3	3	0
SHACK, ERNIE (REP)	9	9	0
SPICER, PENDLETON "PENNY" (LBT)	0	0	0
Write-In Totals	0	0	0
Overvotes	0	0	0
Undervotes	0	0	0
Contest Totals	12	12	0

## Council Member Ward 4 City of Tucson

Vote For 1

	TOTAL	Mail & Early	PROV
LEE, NIKKI (DEM)	3	3	0
KAPLOWITCH, ROSS (REP)	9	9	0
Write-In Totals	0	0	0
Overvotes	0	0	0
Undervotes	0	0	0
Contest Totals	12	12	0

## PROPOSITION 413 City of Tucson

Vote For 1

	TOTAL	Mail & Early	PROV
Yes	0	0	0
No	12	12	0
Overvotes	0	0	0
Undervotes	0	0	0
Contest Totals	12	12	0

STATEMENT OF VOTES CAST

Consolidated Elections

November 7, 2023

Pima County

244

STATISTICS

	TOTAL	Mail & Early	PROV
Registered Voters - Total	892		
Ballots Cast - Total	149	149	0
Ballots Cast - Blank	0	0	0
Voter Turnout - Total	16.70%		

Mayor City of Tucson

Vote For 1

	TOTAL	Mail & Early	PROV
ROMERO, REGINA (DEM)	120	120	0
WITTENBRAKER, JANET "JL" (REP)	23	23	0
KERSCHEN, ARTHUR (LBT)	0	0	0
ACKERLEY, ED (IND)	6	6	0
Write-In Totals	0	0	0
Overvotes	0	0	0
Undervotes	0	0	0
Contest Totals	149	149	0

Council Member Ward 1 City of Tucson

Vote For 1

	TOTAL	Mail & Early	PROV
SANTA CRUZ, LANE (DEM)	125	125	0
LEM, VICTORIA (REP)	20	20	0
Write-In Totals	0	0	0
Overvotes	0	0	0
Undervotes	4	4	0
Contest Totals	149	149	0

STATEMENT OF VOTES CAST

Consolidated Elections

November 7, 2023

Pima County

244

Council Member Ward 2 City of Tucson

Vote For 1

	TOTAL	Mail & Early	PROV
CUNNINGHAM, PAUL (DEM)	122	122	0
SHACK, ERNIE (REP)	19	19	0
SPICER, PENDLETON "PENNY" (LBT)	3	3	0
Write-In Totals	0	0	0
Overvotes	0	0	0
Undervotes	5	5	0
Contest Totals	149	149	0

Council Member Ward 4 City of Tucson

Vote For 1

	TOTAL	Mail & Early	PROV
LEE, NIKKI (DEM)	122	122	0
KAPLOWITCH, ROSS (REP)	20	20	0
Write-In Totals	0	0	0
Overvotes	0	0	0
Undervotes	7	7	0
Contest Totals	149	149	0

PROPOSITION 413 City of Tucson

Vote For 1

	TOTAL	Mail & Early	PROV
Yes	70	70	0
No	71	71	0
Overvotes	0	0	0
Undervotes	8	8	0
Contest Totals	149	149	0



STATEMENT OF VOTES CAST

Consolidated Elections

November 7, 2023

OFFICIAL RESULTS

Pima County

244

PROPOSITION 496 - Tucson Unified School District (TUSD) No. 1

Vote For 1

---

	TOTAL	Mail & Early	PROV
Bond Approval, Yes	75	75	0
Bond Approval, No	62	62	0
Overvotes	0	0	0
Undervotes	12	12	0
Contest Totals	149	149	0

## Consolidated Elections

November 7, 2023

Pima County

245

## STATISTICS

	TOTAL	Mail & Early	PROV
Registered Voters - Total	1,777		
Ballots Cast - Total	644	644	0
Ballots Cast - Blank	0	0	0
Voter Turnout - Total	36.24%		

## Mayor City of Tucson

Vote For 1

	TOTAL	Mail & Early	PROV
ROMERO, REGINA (DEM)	499	499	0
WITTENBRAKER, JANET "JL" (REP)	98	98	0
KERSCHEN, ARTHUR (LBT)	7	7	0
ACKERLEY, ED (IND)	34	34	0
Write-In Totals	1	1	0
Overvotes	0	0	0
Undervotes	5	5	0
Contest Totals	644	644	0

## Council Member Ward 1 City of Tucson

Vote For 1

	TOTAL	Mail & Early	PROV
SANTA CRUZ, LANE (DEM)	491	491	0
LEM, VICTORIA (REP)	133	133	0
Write-In Totals	5	5	0
Overvotes	0	0	0
Undervotes	15	15	0
Contest Totals	644	644	0

## Consolidated Elections

November 7, 2023

Pima County

245

## Council Member Ward 2 City of Tucson

Vote For 1

	TOTAL	Mail & Early	PROV
CUNNINGHAM, PAUL (DEM)	505	505	0
SHACK, ERNIE (REP)	89	89	0
SPICER, PENDLETON "PENNY" (LBT)	19	19	0
Write-In Totals	0	0	0
Overvotes	0	0	0
Undervotes	31	31	0
Contest Totals	644	644	0

## Council Member Ward 4 City of Tucson

Vote For 1

	TOTAL	Mail & Early	PROV
LEE, NIKKI (DEM)	507	507	0
KAPLOWITCH, ROSS (REP)	99	99	0
Write-In Totals	0	0	0
Overvotes	0	0	0
Undervotes	38	38	0
Contest Totals	644	644	0

## PROPOSITION 413 City of Tucson

Vote For 1

	TOTAL	Mail & Early	PROV
Yes	411	411	0
No	210	210	0
Overvotes	1	1	0
Undervotes	22	22	0
Contest Totals	644	644	0

STATEMENT OF VOTES CAST

Consolidated Elections

November 7, 2023

OFFICIAL RESULTS

Pima County

245

PROPOSITION 496 - Tucson Unified School District (TUSD) No. 1

Vote For 1

---

	TOTAL	Mail & Early	PROV
Bond Approval, Yes	427	427	0
Bond Approval, No	181	181	0
Overvotes	0	0	0
Undervotes	36	36	0
Contest Totals	644	644	0

STATEMENT OF VOTES CAST

Consolidated Elections

November 7, 2023

Pima County

246

STATISTICS

	TOTAL	Mail & Early	PROV
Registered Voters - Total	2,022		
Ballots Cast - Total	704	704	0
Ballots Cast - Blank	0	0	0
Voter Turnout - Total	34.82%		

Mayor City of Tucson

Vote For 1

	TOTAL	Mail & Early	PROV
ROMERO, REGINA (DEM)	599	599	0
WITTENBRAKER, JANET "JL" (REP)	65	65	0
KERSCHEN, ARTHUR (LBT)	3	3	0
ACKERLEY, ED (IND)	30	30	0
Write-In Totals	5	5	0
Overvotes	0	0	0
Undervotes	2	2	0
Contest Totals	704	704	0

Council Member Ward 1 City of Tucson

Vote For 1

	TOTAL	Mail & Early	PROV
SANTA CRUZ, LANE (DEM)	593	593	0
LEM, VICTORIA (REP)	87	87	0
Write-In Totals	6	6	0
Overvotes	1	1	0
Undervotes	17	17	0
Contest Totals	704	704	0

## STATEMENT OF VOTES CAST

OFFICIAL RESULTS

## Consolidated Elections

November 7, 2023

Pima County

246

## Council Member Ward 2 City of Tucson

Vote For 1

	TOTAL	Mail & Early	PROV
CUNNINGHAM, PAUL (DEM)	596	596	0
SHACK, ERNIE (REP)	67	67	0
SPICER, PENDLETON "PENNY" (LBT)	17	17	0
Write-In Totals	3	3	0
Overvotes	0	0	0
Undervotes	21	21	0
Contest Totals	704	704	0

## Council Member Ward 4 City of Tucson

Vote For 1

	TOTAL	Mail & Early	PROV
LEE, NIKKI (DEM)	615	615	0
KAPLOWITCH, ROSS (REP)	63	63	0
Write-In Totals	2	2	0
Overvotes	0	0	0
Undervotes	24	24	0
Contest Totals	704	704	0

## PROPOSITION 413 City of Tucson

Vote For 1

	TOTAL	Mail & Early	PROV
Yes	483	483	0
No	207	207	0
Overvotes	0	0	0
Undervotes	14	14	0
Contest Totals	704	704	0

STATEMENT OF VOTES CAST

Consolidated Elections

November 7, 2023

OFFICIAL RESULTS

Pima County

246

PROPOSITION 496 - Tucson Unified School District (TUSD) No. 1

Vote For 1

---

	TOTAL	Mail & Early	PROV
Bond Approval, Yes	523	523	0
Bond Approval, No	157	157	0
Overvotes	0	0	0
Undervotes	24	24	0
Contest Totals	704	704	0

## Consolidated Elections

November 7, 2023

Pima County

247

## STATISTICS

	TOTAL	Mail & Early	PROV
Registered Voters - Total	457		
Ballots Cast - Total	150	150	0
Ballots Cast - Blank	0	0	0
Voter Turnout - Total	32.82%		

## Mayor City of Tucson

Vote For 1

	TOTAL	Mail & Early	PROV
ROMERO, REGINA (DEM)	115	115	0
WITTENBRAKER, JANET "JL" (REP)	28	28	0
KERSCHEN, ARTHUR (LBT)	2	2	0
ACKERLEY, ED (IND)	4	4	0
Write-In Totals	0	0	0
Overvotes	0	0	0
Undervotes	1	1	0
Contest Totals	150	150	0

## Council Member Ward 1 City of Tucson

Vote For 1

	TOTAL	Mail & Early	PROV
SANTA CRUZ, LANE (DEM)	111	111	0
LEM, VICTORIA (REP)	37	37	0
Write-In Totals	0	0	0
Overvotes	0	0	0
Undervotes	2	2	0
Contest Totals	150	150	0



## Consolidated Elections

November 7, 2023

Pima County

247

## Council Member Ward 2 City of Tucson

Vote For 1

	TOTAL	Mail & Early	PROV
CUNNINGHAM, PAUL (DEM)	113	113	0
SHACK, ERNIE (REP)	22	22	0
SPICER, PENDLETON "PENNY" (LBT)	6	6	0
Write-In Totals	0	0	0
Overvotes	1	1	0
Undervotes	8	8	0
Contest Totals	150	150	0

## Council Member Ward 4 City of Tucson

Vote For 1

	TOTAL	Mail & Early	PROV
LEE, NIKKI (DEM)	113	113	0
KAPLOWITCH, ROSS (REP)	25	25	0
Write-In Totals	0	0	0
Overvotes	0	0	0
Undervotes	12	12	0
Contest Totals	150	150	0

## PROPOSITION 413 City of Tucson

Vote For 1

	TOTAL	Mail & Early	PROV
Yes	80	80	0
No	61	61	0
Overvotes	0	0	0
Undervotes	9	9	0
Contest Totals	150	150	0

STATEMENT OF VOTES CAST

Consolidated Elections

November 7, 2023

OFFICIAL RESULTS

Pima County

247

PROPOSITION 496 - Tucson Unified School District (TUSD) No. 1

Vote For 1

---

	TOTAL	Mail & Early	PROV
Bond Approval, Yes	98	98	0
Bond Approval, No	42	42	0
Overvotes	0	0	0
Undervotes	10	10	0
Contest Totals	150	150	0

STATEMENT OF VOTES CAST

Consolidated Elections

November 7, 2023

Pima County

248

STATISTICS

	TOTAL	Mail & Early	PROV
Registered Voters - Total	902		
Ballots Cast - Total	216	216	0
Ballots Cast - Blank	0	0	0
Voter Turnout - Total	23.95%		

Mayor City of Tucson

Vote For 1

	TOTAL	Mail & Early	PROV
ROMERO, REGINA (DEM)	153	153	0
WITTENBRAKER, JANET "JL" (REP)	49	49	0
KERSCHEN, ARTHUR (LBT)	3	3	0
ACKERLEY, ED (IND)	8	8	0
Write-In Totals	3	3	0
Overvotes	0	0	0
Undervotes	0	0	0
Contest Totals	216	216	0

Council Member Ward 1 City of Tucson

Vote For 1

	TOTAL	Mail & Early	PROV
SANTA CRUZ, LANE (DEM)	160	160	0
LEM, VICTORIA (REP)	53	53	0
Write-In Totals	1	1	0
Overvotes	0	0	0
Undervotes	2	2	0
Contest Totals	216	216	0

STATEMENT OF VOTES CAST

Consolidated Elections

November 7, 2023

Pima County

248

Council Member Ward 2 City of Tucson

Vote For 1

	TOTAL	Mail & Early	PROV
CUNNINGHAM, PAUL (DEM)	169	169	0
SHACK, ERNIE (REP)	41	41	0
SPICER, PENDLETON "PENNY" (LBT)	2	2	0
Write-In Totals	0	0	0
Overvotes	1	1	0
Undervotes	3	3	0
Contest Totals	216	216	0

Council Member Ward 4 City of Tucson

Vote For 1

	TOTAL	Mail & Early	PROV
LEE, NIKKI (DEM)	169	169	0
KAPLOWITCH, ROSS (REP)	41	41	0
Write-In Totals	0	0	0
Overvotes	1	1	0
Undervotes	5	5	0
Contest Totals	216	216	0

PROPOSITION 413 City of Tucson

Vote For 1

	TOTAL	Mail & Early	PROV
Yes	95	95	0
No	115	115	0
Overvotes	0	0	0
Undervotes	6	6	0
Contest Totals	216	216	0

248

PROPOSITION 498 - Sunnyside Unified School District No. 12

Vote For 1

	TOTAL	Mail & Early	PROV
Budget Increase, Yes	134	134	0
Budget Increase, No	70	70	0
Overvotes	0	0	0
Undervotes	12	12	0
Contest Totals	216	216	0

PROPOSITION 499 - Sunnyside Unified School District No. 12

Vote For 1

	TOTAL	Mail & Early	PROV
Budget Increase, Yes	136	136	0
Budget Increase, No	69	69	0
Overvotes	0	0	0
Undervotes	11	11	0
Contest Totals	216	216	0

STATEMENT OF VOTES CAST

Consolidated Elections

November 7, 2023

Pima County

250

STATISTICS

	TOTAL	Mail & Early	PROV
Registered Voters - Total	73		
Ballots Cast - Total	11	11	0
Ballots Cast - Blank	0	0	0
Voter Turnout - Total	15.07%		

PROPOSITION 400 - Altar Valley Elementary School District No. 51

Vote For 1

	TOTAL	Mail & Early	PROV
Budget Override Continuation, Yes	11	11	0
Budget Override Continuation, No	0	0	0
Overvotes	0	0	0
Undervotes	0	0	0
Contest Totals	11	11	0

251

**STATISTICS**

	TOTAL	Mail & Early	PROV
Registered Voters - Total	0		
Ballots Cast - Total	3	3	0
Ballots Cast - Blank	0	0	0
Voter Turnout - Total	0.00%		

**PROPOSITION 496 - Tucson Unified School District (TUSD) No. 1**

Vote For 1

	TOTAL	Mail & Early	PROV
Bond Approval, Yes	0	0	0
Bond Approval, No	3	3	0
Overvotes	0	0	0
Undervotes	0	0	0
Contest Totals	3	3	0

STATEMENT OF VOTES CAST

Consolidated Elections

November 7, 2023

Pima County

254

STATISTICS

	TOTAL	Mail & Early	PROV
Registered Voters - Total	675		
Ballots Cast - Total	248	248	0
Ballots Cast - Blank	0	0	0
Voter Turnout - Total	36.74%		

Mayor City of Tucson

Vote For 1

	TOTAL	Mail & Early	PROV
ROMERO, REGINA (DEM)	159	159	0
WITTENBRAKER, JANET "JL" (REP)	71	71	0
KERSCHEN, ARTHUR (LBT)	1	1	0
ACKERLEY, ED (IND)	17	17	0
Write-In Totals	0	0	0
Overvotes	0	0	0
Undervotes	0	0	0
Contest Totals	248	248	0

Council Member Ward 1 City of Tucson

Vote For 1

	TOTAL	Mail & Early	PROV
SANTA CRUZ, LANE (DEM)	155	155	0
LEM, VICTORIA (REP)	82	82	0
Write-In Totals	0	0	0
Overvotes	0	0	0
Undervotes	11	11	0
Contest Totals	248	248	0



STATEMENT OF VOTES CAST

Consolidated Elections

November 7, 2023

Pima County

254

Council Member Ward 2 City of Tucson

Vote For 1

	TOTAL	Mail & Early	PROV
CUNNINGHAM, PAUL (DEM)	155	155	0
SHACK, ERNIE (REP)	77	77	0
SPICER, PENDLETON "PENNY" (LBT)	8	8	0
Write-In Totals	0	0	0
Overvotes	0	0	0
Undervotes	8	8	0
Contest Totals	248	248	0

Council Member Ward 4 City of Tucson

Vote For 1

	TOTAL	Mail & Early	PROV
LEE, NIKKI (DEM)	155	155	0
KAPLOWITCH, ROSS (REP)	79	79	0
Write-In Totals	1	1	0
Overvotes	0	0	0
Undervotes	13	13	0
Contest Totals	248	248	0

PROPOSITION 413 City of Tucson

Vote For 1

	TOTAL	Mail & Early	PROV
Yes	120	120	0
No	110	110	0
Overvotes	0	0	0
Undervotes	18	18	0
Contest Totals	248	248	0

258

**STATISTICS**

	TOTAL	Mail & Early	PROV
Registered Voters - Total	151		
Ballots Cast - Total	45	45	0
Ballots Cast - Blank	0	0	0
Voter Turnout - Total	29.80%		

**PROPOSITION 401 - Sahuarita Unified School District NO. 30**

Vote For 1

	TOTAL	Mail & Early	PROV
Bond Approval, Yes	14	14	0
Bond Approval, No	31	31	0
Overvotes	0	0	0
Undervotes	0	0	0
Contest Totals	45	45	0

STATEMENT OF VOTES CAST

Consolidated Elections

November 7, 2023

Pima County

260

STATISTICS

	TOTAL	Mail & Early	PROV
Registered Voters - Total	0		
Ballots Cast - Total	0	0	0
Ballots Cast - Blank	0	0	0
Voter Turnout - Total	0.00%		

Mayor City of Tucson

Vote For 1

	TOTAL	Mail & Early	PROV
ROMERO, REGINA (DEM)	0	0	0
WITTENBRAKER, JANET "JL" (REP)	0	0	0
KERSCHEN, ARTHUR (LBT)	0	0	0
ACKERLEY, ED (IND)	0	0	0
Write-In Totals	0	0	0
Overvotes	0	0	0
Undervotes	0	0	0
Contest Totals	0	0	0

Council Member Ward 1 City of Tucson

Vote For 1

	TOTAL	Mail & Early	PROV
SANTA CRUZ, LANE (DEM)	0	0	0
LEM, VICTORIA (REP)	0	0	0
Write-In Totals	0	0	0
Overvotes	0	0	0
Undervotes	0	0	0
Contest Totals	0	0	0

STATEMENT OF VOTES CAST

Consolidated Elections

November 7, 2023

Pima County

260

Council Member Ward 2 City of Tucson

Vote For 1

	TOTAL	Mail & Early	PROV
CUNNINGHAM, PAUL (DEM)	0	0	0
SHACK, ERNIE (REP)	0	0	0
SPICER, PENDLETON "PENNY" (LBT)	0	0	0
Write-In Totals	0	0	0
Overvotes	0	0	0
Undervotes	0	0	0
Contest Totals	0	0	0

Council Member Ward 4 City of Tucson

Vote For 1

	TOTAL	Mail & Early	PROV
LEE, NIKKI (DEM)	0	0	0
KAPLOWITCH, ROSS (REP)	0	0	0
Write-In Totals	0	0	0
Overvotes	0	0	0
Undervotes	0	0	0
Contest Totals	0	0	0

PROPOSITION 413 City of Tucson

Vote For 1

	TOTAL	Mail & Early	PROV
Yes	0	0	0
No	0	0	0
Overvotes	0	0	0
Undervotes	0	0	0
Contest Totals	0	0	0

261

STATISTICS

	TOTAL	Mail & Early	PROV
Registered Voters - Total	13		
Ballots Cast - Total	5	5	0
Ballots Cast - Blank	0	0	0
Voter Turnout - Total	38.46%		

Mayor City of Tucson

Vote For 1

	TOTAL	Mail & Early	PROV
ROMERO, REGINA (DEM)	1	1	0
WITTENBRAKER, JANET "JL" (REP)	3	3	0
KERSCHEN, ARTHUR (LBT)	0	0	0
ACKERLEY, ED (IND)	1	1	0
Write-In Totals	0	0	0
Overvotes	0	0	0
Undervotes	0	0	0
Contest Totals	5	5	0

Council Member Ward 1 City of Tucson

Vote For 1

	TOTAL	Mail & Early	PROV
SANTA CRUZ, LANE (DEM)	1	1	0
LEM, VICTORIA (REP)	4	4	0
Write-In Totals	0	0	0
Overvotes	0	0	0
Undervotes	0	0	0
Contest Totals	5	5	0

STATEMENT OF VOTES CAST

Consolidated Elections

November 7, 2023

Pima County

261

Council Member Ward 2 City of Tucson

Vote For 1

	TOTAL	Mail & Early	PROV
CUNNINGHAM, PAUL (DEM)	1	1	0
SHACK, ERNIE (REP)	4	4	0
SPICER, PENDLETON "PENNY" (LBT)	0	0	0
Write-In Totals	0	0	0
Overvotes	0	0	0
Undervotes	0	0	0
Contest Totals	5	5	0

Council Member Ward 4 City of Tucson

Vote For 1

	TOTAL	Mail & Early	PROV
LEE, NIKKI (DEM)	1	1	0
KAPLOWITCH, ROSS (REP)	4	4	0
Write-In Totals	0	0	0
Overvotes	0	0	0
Undervotes	0	0	0
Contest Totals	5	5	0

PROPOSITION 413 City of Tucson

Vote For 1

	TOTAL	Mail & Early	PROV
Yes	2	2	0
No	3	3	0
Overvotes	0	0	0
Undervotes	0	0	0
Contest Totals	5	5	0

STATEMENT OF VOTES CAST

Consolidated Elections

November 7, 2023

OFFICIAL RESULTS

Pima County

261

PROPOSITION 496 - Tucson Unified School District (TUSD) No. 1

Vote For 1

	TOTAL	Mail & Early	PROV
Bond Approval, Yes	1	1	0
Bond Approval, No	4	4	0
Overvotes	0	0	0
Undervotes	0	0	0
Contest Totals	5	5	0

## Consolidated Elections

November 7, 2023

Pima County

262

## STATISTICS

	TOTAL	Mail & Early	PROV
Registered Voters - Total	2,569		
Ballots Cast - Total	1,093	1,093	0
Ballots Cast - Blank	0	0	0
Voter Turnout - Total	42.55%		

## Mayor City of Tucson

Vote For 1

	TOTAL	Mail & Early	PROV
ROMERO, REGINA (DEM)	516	516	0
WITTENBRAKER, JANET "JL" (REP)	457	457	0
KERSCHEN, ARTHUR (LBT)	15	15	0
ACKERLEY, ED (IND)	98	98	0
Write-In Totals	2	2	0
Overvotes	0	0	0
Undervotes	5	5	0
Contest Totals	1,093	1,093	0

## Council Member Ward 1 City of Tucson

Vote For 1

	TOTAL	Mail & Early	PROV
SANTA CRUZ, LANE (DEM)	521	521	0
LEM, VICTORIA (REP)	542	542	0
Write-In Totals	2	2	0
Overvotes	0	0	0
Undervotes	28	28	0
Contest Totals	1,093	1,093	0



STATEMENT OF VOTES CAST

Consolidated Elections

November 7, 2023

Pima County

262

Council Member Ward 2 City of Tucson

Vote For 1

	TOTAL	Mail & Early	PROV
CUNNINGHAM, PAUL (DEM)	554	554	0
SHACK, ERNIE (REP)	477	477	0
SPICER, PENDLETON "PENNY" (LBT)	41	41	0
Write-In Totals	1	1	0
Overvotes	0	0	0
Undervotes	20	20	0
Contest Totals	1,093	1,093	0

Council Member Ward 4 City of Tucson

Vote For 1

	TOTAL	Mail & Early	PROV
LEE, NIKKI (DEM)	533	533	0
KAPLOWITCH, ROSS (REP)	513	513	0
Write-In Totals	5	5	0
Overvotes	0	0	0
Undervotes	42	42	0
Contest Totals	1,093	1,093	0

PROPOSITION 413 City of Tucson

Vote For 1

	TOTAL	Mail & Early	PROV
Yes	398	398	0
No	666	666	0
Overvotes	0	0	0
Undervotes	29	29	0
Contest Totals	1,093	1,093	0

STATEMENT OF VOTES CAST

Consolidated Elections

November 7, 2023

OFFICIAL RESULTS

Pima County

262

PROPOSITION 496 - Tucson Unified School District (TUSD) No. 1

Vote For 1

---

	TOTAL	Mail & Early	PROV
Bond Approval, Yes	502	502	0
Bond Approval, No	560	560	0
Overvotes	0	0	0
Undervotes	31	31	0
Contest Totals	1,093	1,093	0

## Consolidated Elections

November 7, 2023

Pima County

264

## STATISTICS

	TOTAL	Mail & Early	PROV
Registered Voters - Total	798		
Ballots Cast - Total	223	223	0
Ballots Cast - Blank	0	0	0
Voter Turnout - Total	27.94%		

## Mayor City of Tucson

Vote For 1

	TOTAL	Mail & Early	PROV
ROMERO, REGINA (DEM)	116	116	0
WITTENBRAKER, JANET "JL" (REP)	86	86	0
KERSCHEN, ARTHUR (LBT)	3	3	0
ACKERLEY, ED (IND)	15	15	0
Write-In Totals	0	0	0
Overvotes	0	0	0
Undervotes	3	3	0
Contest Totals	223	223	0

## Council Member Ward 1 City of Tucson

Vote For 1

	TOTAL	Mail & Early	PROV
SANTA CRUZ, LANE (DEM)	117	117	0
LEM, VICTORIA (REP)	100	100	0
Write-In Totals	1	1	0
Overvotes	0	0	0
Undervotes	5	5	0
Contest Totals	223	223	0

## STATEMENT OF VOTES CAST

OFFICIAL RESULTS

## Consolidated Elections

November 7, 2023

Pima County

264

## Council Member Ward 2 City of Tucson

Vote For 1

	TOTAL	Mail & Early	PROV
CUNNINGHAM, PAUL (DEM)	117	117	0
SHACK, ERNIE (REP)	86	86	0
SPICER, PENDLETON "PENNY" (LBT)	13	13	0
Write-In Totals	1	1	0
Overvotes	0	0	0
Undervotes	6	6	0
Contest Totals	223	223	0

## Council Member Ward 4 City of Tucson

Vote For 1

	TOTAL	Mail & Early	PROV
LEE, NIKKI (DEM)	125	125	0
KAPLOWITCH, ROSS (REP)	92	92	0
Write-In Totals	0	0	0
Overvotes	0	0	0
Undervotes	6	6	0
Contest Totals	223	223	0

## PROPOSITION 413 City of Tucson

Vote For 1

	TOTAL	Mail & Early	PROV
Yes	88	88	0
No	129	129	0
Overvotes	0	0	0
Undervotes	6	6	0
Contest Totals	223	223	0

STATEMENT OF VOTES CAST

Consolidated Elections

November 7, 2023

OFFICIAL RESULTS

Pima County

264

PROPOSITION 496 - Tucson Unified School District (TUSD) No. 1

Vote For 1

---

	TOTAL	Mail & Early	PROV
Bond Approval, Yes	109	109	0
Bond Approval, No	103	103	0
Overvotes	0	0	0
Undervotes	11	11	0
Contest Totals	223	223	0

STATEMENT OF VOTES CAST

Consolidated Elections

November 7, 2023

Pima County

265

STATISTICS

	TOTAL	Mail & Early	PROV
Registered Voters - Total	204		
Ballots Cast - Total	97	97	0
Ballots Cast - Blank	0	0	0
Voter Turnout - Total	47.55%		

Mayor City of Tucson

Vote For 1

	TOTAL	Mail & Early	PROV
ROMERO, REGINA (DEM)	55	55	0
WITTENBRAKER, JANET "JL" (REP)	35	35	0
KERSCHEN, ARTHUR (LBT)	0	0	0
ACKERLEY, ED (IND)	6	6	0
Write-In Totals	1	1	0
Overvotes	0	0	0
Undervotes	0	0	0
Contest Totals	97	97	0

Council Member Ward 1 City of Tucson

Vote For 1

	TOTAL	Mail & Early	PROV
SANTA CRUZ, LANE (DEM)	59	59	0
LEM, VICTORIA (REP)	38	38	0
Write-In Totals	0	0	0
Overvotes	0	0	0
Undervotes	0	0	0
Contest Totals	97	97	0

STATEMENT OF VOTES CAST

Consolidated Elections

November 7, 2023

Pima County

265

Council Member Ward 2 City of Tucson

Vote For 1

	TOTAL	Mail & Early	PROV
CUNNINGHAM, PAUL (DEM)	61	61	0
SHACK, ERNIE (REP)	32	32	0
SPICER, PENDLETON "PENNY" (LBT)	4	4	0
Write-In Totals	0	0	0
Overvotes	0	0	0
Undervotes	0	0	0
Contest Totals	97	97	0

Council Member Ward 4 City of Tucson

Vote For 1

	TOTAL	Mail & Early	PROV
LEE, NIKKI (DEM)	61	61	0
KAPLOWITCH, ROSS (REP)	35	35	0
Write-In Totals	0	0	0
Overvotes	0	0	0
Undervotes	1	1	0
Contest Totals	97	97	0

PROPOSITION 413 City of Tucson

Vote For 1

	TOTAL	Mail & Early	PROV
Yes	54	54	0
No	42	42	0
Overvotes	0	0	0
Undervotes	1	1	0
Contest Totals	97	97	0

STATEMENT OF VOTES CAST

Consolidated Elections

November 7, 2023

OFFICIAL RESULTS

Pima County

265

PROPOSITION 496 - Tucson Unified School District (TUSD) No. 1

Vote For 1

---

	TOTAL	Mail & Early	PROV
Bond Approval, Yes	61	61	0
Bond Approval, No	35	35	0
Overvotes	0	0	0
Undervotes	1	1	0
Contest Totals	97	97	0



267

STATISTICS

	TOTAL	Mail & Early	PROV
Registered Voters - Total	43		
Ballots Cast - Total	6	6	0
Ballots Cast - Blank	0	0	0
Voter Turnout - Total	13.95%		

PROPOSITION 496 - Tucson Unified School District (TUSD) No. 1

Vote For 1

	TOTAL	Mail & Early	PROV
Bond Approval, Yes	4	4	0
Bond Approval, No	2	2	0
Overvotes	0	0	0
Undervotes	0	0	0
Contest Totals	6	6	0

STATEMENT OF VOTES CAST

Consolidated Elections

November 7, 2023

Pima County

269

STATISTICS

	TOTAL	Mail & Early	PROV
Registered Voters - Total	216		
Ballots Cast - Total	68	68	0
Ballots Cast - Blank	0	0	0
Voter Turnout - Total	31.48%		

Mayor City of Tucson

Vote For 1

	TOTAL	Mail & Early	PROV
ROMERO, REGINA (DEM)	35	35	0
WITTENBRAKER, JANET "JL" (REP)	31	31	0
KERSCHEN, ARTHUR (LBT)	1	1	0
ACKERLEY, ED (IND)	1	1	0
Write-In Totals	0	0	0
Overvotes	0	0	0
Undervotes	0	0	0
Contest Totals	68	68	0

Council Member Ward 1 City of Tucson

Vote For 1

	TOTAL	Mail & Early	PROV
SANTA CRUZ, LANE (DEM)	36	36	0
LEM, VICTORIA (REP)	32	32	0
Write-In Totals	0	0	0
Overvotes	0	0	0
Undervotes	0	0	0
Contest Totals	68	68	0

## Consolidated Elections

November 7, 2023

Pima County

269

## Council Member Ward 2 City of Tucson

Vote For 1

	TOTAL	Mail & Early	PROV
CUNNINGHAM, PAUL (DEM)	36	36	0
SHACK, ERNIE (REP)	30	30	0
SPICER, PENDLETON "PENNY" (LBT)	2	2	0
Write-In Totals	0	0	0
Overvotes	0	0	0
Undervotes	0	0	0
Contest Totals	68	68	0

## Council Member Ward 4 City of Tucson

Vote For 1

	TOTAL	Mail & Early	PROV
LEE, NIKKI (DEM)	34	34	0
KAPLOWITCH, ROSS (REP)	31	31	0
Write-In Totals	0	0	0
Overvotes	0	0	0
Undervotes	3	3	0
Contest Totals	68	68	0

## PROPOSITION 413 City of Tucson

Vote For 1

	TOTAL	Mail & Early	PROV
Yes	26	26	0
No	40	40	0
Overvotes	0	0	0
Undervotes	2	2	0
Contest Totals	68	68	0

STATEMENT OF VOTES CAST

Consolidated Elections

November 7, 2023

OFFICIAL RESULTS

Pima County

269

PROPOSITION 497 - Flowing Wells Unified School District No. 8

Vote For 1

---

	TOTAL	Mail & Early	PROV
Budget Increase, Yes	41	41	0
Budget Increase, No	26	26	0
Overvotes	0	0	0
Undervotes	1	1	0
Contest Totals	68	68	0

## Consolidated Elections

November 7, 2023

Pima County

270

## STATISTICS

	TOTAL	Mail & Early	PROV
Registered Voters - Total	0		
Ballots Cast - Total	0	0	0
Ballots Cast - Blank	0	0	0
Voter Turnout - Total	0.00%		

## Mayor City of Tucson

Vote For 1

	TOTAL	Mail & Early	PROV
ROMERO, REGINA (DEM)	0	0	0
WITTENBRAKER, JANET "JL" (REP)	0	0	0
KERSCHEN, ARTHUR (LBT)	0	0	0
ACKERLEY, ED (IND)	0	0	0
Write-In Totals	0	0	0
Overvotes	0	0	0
Undervotes	0	0	0
Contest Totals	0	0	0

## Council Member Ward 1 City of Tucson

Vote For 1

	TOTAL	Mail & Early	PROV
SANTA CRUZ, LANE (DEM)	0	0	0
LEM, VICTORIA (REP)	0	0	0
Write-In Totals	0	0	0
Overvotes	0	0	0
Undervotes	0	0	0
Contest Totals	0	0	0

STATEMENT OF VOTES CAST

Consolidated Elections

November 7, 2023

Pima County

270

Council Member Ward 2 City of Tucson

Vote For 1

	TOTAL	Mail & Early	PROV
CUNNINGHAM, PAUL (DEM)	0	0	0
SHACK, ERNIE (REP)	0	0	0
SPICER, PENDLETON "PENNY" (LBT)	0	0	0
Write-In Totals	0	0	0
Overvotes	0	0	0
Undervotes	0	0	0
Contest Totals	0	0	0

Council Member Ward 4 City of Tucson

Vote For 1

	TOTAL	Mail & Early	PROV
LEE, NIKKI (DEM)	0	0	0
KAPLOWITCH, ROSS (REP)	0	0	0
Write-In Totals	0	0	0
Overvotes	0	0	0
Undervotes	0	0	0
Contest Totals	0	0	0

PROPOSITION 413 City of Tucson

Vote For 1

	TOTAL	Mail & Early	PROV
Yes	0	0	0
No	0	0	0
Overvotes	0	0	0
Undervotes	0	0	0
Contest Totals	0	0	0

STATEMENT OF VOTES CAST

Consolidated Elections

November 7, 2023

OFFICIAL RESULTS

Pima County

270

PROPOSITION 497 - Flowing Wells Unified School District No. 8

Vote For 1

---

	TOTAL	Mail & Early	PROV
Budget Increase, Yes	0	0	0
Budget Increase, No	0	0	0
Overvotes	0	0	0
Undervotes	0	0	0
Contest Totals	0	0	0

271

**STATISTICS**

	TOTAL	Mail & Early	PROV
Registered Voters - Total	829		
Ballots Cast - Total	159	159	0
Ballots Cast - Blank	0	0	0
Voter Turnout - Total	19.18%		

**PROPOSITION 497 - Flowing Wells Unified School District No. 8**

Vote For 1

	TOTAL	Mail & Early	PROV
Budget Increase, Yes	100	100	0
Budget Increase, No	59	59	0
Overvotes	0	0	0
Undervotes	0	0	0
Contest Totals	159	159	0



272

STATISTICS

	TOTAL	Mail & Early	PROV
Registered Voters - Total	1,604		
Ballots Cast - Total	276	276	0
Ballots Cast - Blank	0	0	0
Voter Turnout - Total	17.21%		

PROPOSITION 496 - Tucson Unified School District (TUSD) No. 1

Vote For 1

	TOTAL	Mail & Early	PROV
Bond Approval, Yes	156	156	0
Bond Approval, No	120	120	0
Overvotes	0	0	0
Undervotes	0	0	0
Contest Totals	276	276	0

STATEMENT OF VOTES CAST

Consolidated Elections

November 7, 2023

Pima County

274

STATISTICS

	TOTAL	Mail & Early	PROV
Registered Voters - Total	130		
Ballots Cast - Total	55	55	0
Ballots Cast - Blank	0	0	0
Voter Turnout - Total	42.31%		

PROPOSITION 497 - Flowing Wells Unified School District No. 8

Vote For 1

	TOTAL	Mail & Early	PROV
Budget Increase, Yes	22	22	0
Budget Increase, No	33	33	0
Overvotes	0	0	0
Undervotes	0	0	0
Contest Totals	55	55	0

STATEMENT OF VOTES CAST

Consolidated Elections

November 7, 2023

Pima County

275

STATISTICS

	TOTAL	Mail & Early	PROV
Registered Voters - Total	2,367		
Ballots Cast - Total	601	601	0
Ballots Cast - Blank	0	0	0
Voter Turnout - Total	25.39%		

Mayor City of Tucson

Vote For 1

	TOTAL	Mail & Early	PROV
ROMERO, REGINA (DEM)	274	274	0
WITTENBRAKER, JANET "JL" (REP)	287	287	0
KERSCHEN, ARTHUR (LBT)	11	11	0
ACKERLEY, ED (IND)	24	24	0
Write-In Totals	0	0	0
Overvotes	0	0	0
Undervotes	5	5	0
Contest Totals	601	601	0

Council Member Ward 1 City of Tucson

Vote For 1

	TOTAL	Mail & Early	PROV
SANTA CRUZ, LANE (DEM)	276	276	0
LEM, VICTORIA (REP)	319	319	0
Write-In Totals	0	0	0
Overvotes	0	0	0
Undervotes	6	6	0
Contest Totals	601	601	0

## Consolidated Elections

November 7, 2023

Pima County

275

## Council Member Ward 2 City of Tucson

Vote For 1

	TOTAL	Mail & Early	PROV
CUNNINGHAM, PAUL (DEM)	273	273	0
SHACK, ERNIE (REP)	291	291	0
SPICER, PENDLETON "PENNY" (LBT)	27	27	0
Write-In Totals	0	0	0
Overvotes	0	0	0
Undervotes	10	10	0
Contest Totals	601	601	0

## Council Member Ward 4 City of Tucson

Vote For 1

	TOTAL	Mail & Early	PROV
LEE, NIKKI (DEM)	289	289	0
KAPLOWITCH, ROSS (REP)	301	301	0
Write-In Totals	2	2	0
Overvotes	0	0	0
Undervotes	9	9	0
Contest Totals	601	601	0

## PROPOSITION 413 City of Tucson

Vote For 1

	TOTAL	Mail & Early	PROV
Yes	215	215	0
No	362	362	0
Overvotes	0	0	0
Undervotes	24	24	0
Contest Totals	601	601	0

STATEMENT OF VOTES CAST

Consolidated Elections

November 7, 2023

Pima County

277

STATISTICS

	TOTAL	Mail & Early	PROV
Registered Voters - Total	0		
Ballots Cast - Total	0	0	0
Ballots Cast - Blank	0	0	0
Voter Turnout - Total	0.00%		

Mayor City of Tucson

Vote For 1

	TOTAL	Mail & Early	PROV
ROMERO, REGINA (DEM)	0	0	0
WITTENBRAKER, JANET "JL" (REP)	0	0	0
KERSCHEN, ARTHUR (LBT)	0	0	0
ACKERLEY, ED (IND)	0	0	0
Write-In Totals	0	0	0
Overvotes	0	0	0
Undervotes	0	0	0
Contest Totals	0	0	0

Council Member Ward 1 City of Tucson

Vote For 1

	TOTAL	Mail & Early	PROV
SANTA CRUZ, LANE (DEM)	0	0	0
LEM, VICTORIA (REP)	0	0	0
Write-In Totals	0	0	0
Overvotes	0	0	0
Undervotes	0	0	0
Contest Totals	0	0	0

STATEMENT OF VOTES CAST

Consolidated Elections

November 7, 2023

Pima County

277

Council Member Ward 2 City of Tucson

Vote For 1

	TOTAL	Mail & Early	PROV
CUNNINGHAM, PAUL (DEM)	0	0	0
SHACK, ERNIE (REP)	0	0	0
SPICER, PENDLETON "PENNY" (LBT)	0	0	0
Write-In Totals	0	0	0
Overvotes	0	0	0
Undervotes	0	0	0
Contest Totals	0	0	0

Council Member Ward 4 City of Tucson

Vote For 1

	TOTAL	Mail & Early	PROV
LEE, NIKKI (DEM)	0	0	0
KAPLOWITCH, ROSS (REP)	0	0	0
Write-In Totals	0	0	0
Overvotes	0	0	0
Undervotes	0	0	0
Contest Totals	0	0	0

PROPOSITION 413 City of Tucson

Vote For 1

	TOTAL	Mail & Early	PROV
Yes	0	0	0
No	0	0	0
Overvotes	0	0	0
Undervotes	0	0	0
Contest Totals	0	0	0

STATEMENT OF VOTES CAST

Consolidated Elections

November 7, 2023

OFFICIAL RESULTS

Pima County

277

PROPOSITION 496 - Tucson Unified School District (TUSD) No. 1

Vote For 1

---

	TOTAL	Mail & Early	PROV
Bond Approval, Yes	0	0	0
Bond Approval, No	0	0	0
Overvotes	0	0	0
Undervotes	0	0	0
Contest Totals	0	0	0

# Statement of Votes Cast

Vail Incorporation Election  
November 7, 2023



STATEMENT OF VOTES CAST

Vail Incorporation Election

November 7, 2023

OFFICIAL RESULTS

Pima County

011

STATISTICS

	TOTAL	Polls	Mail & Early	PROV
Registered Voters - Total	2,796			
Ballots Cast - Total	1,478	268	1,208	2
Ballots Cast - Blank	0	0	0	0
Voter Turnout - Total	52.86%			

PROPOSITION 402 - Vail Incorporation

Vote For 1

	TOTAL	Polls	Mail & Early	PROV
In favor of incorporation, Yes	347	50	296	1
Against incorporation, No	1,130	218	911	1
Overvotes	1	0	1	0
Undervotes	0	0	0	0
Contest Totals	1,478	268	1,208	2

STATEMENT OF VOTES CAST

Vail Incorporation Election

November 7, 2023

OFFICIAL RESULTS

Pima County

109

STATISTICS

	TOTAL	Polls	Mail & Early	PROV
Registered Voters - Total	6,701			
Ballots Cast - Total	3,580	511	3,065	4
Ballots Cast - Blank	1	0	1	0
Voter Turnout - Total	53.42%			

PROPOSITION 402 - Vail Incorporation

Vote For 1

	TOTAL	Polls	Mail & Early	PROV
In favor of incorporation, Yes	1,571	175	1,396	0
Against incorporation, No	2,008	336	1,668	4
Overvotes	0	0	0	0
Undervotes	1	0	1	0
Contest Totals	3,580	511	3,065	4

STATEMENT OF VOTES CAST

Vail Incorporation Election

November 7, 2023

OFFICIAL RESULTS

Pima County

165

STATISTICS

	TOTAL	Polls	Mail & Early	PROV
Registered Voters - Total	33			
Ballots Cast - Total	21	4	17	0
Ballots Cast - Blank	0	0	0	0
Voter Turnout - Total	63.64%			

PROPOSITION 402 - Vail Incorporation

Vote For 1

	TOTAL	Polls	Mail & Early	PROV
In favor of incorporation, Yes	10	2	8	0
Against incorporation, No	11	2	9	0
Overvotes	0	0	0	0
Undervotes	0	0	0	0
Contest Totals	21	4	17	0

STATEMENT OF VOTES CAST

Vail Incorporation Election

November 7, 2023

OFFICIAL RESULTS

Pima County

195

STATISTICS

	TOTAL	Polls	Mail & Early	PROV
Registered Voters - Total	1,623			
Ballots Cast - Total	1,025	122	902	1
Ballots Cast - Blank	0	0	0	0
Voter Turnout - Total	63.15%			

PROPOSITION 402 - Vail Incorporation

Vote For 1

	TOTAL	Polls	Mail & Early	PROV
In favor of incorporation, Yes	366	42	324	0
Against incorporation, No	659	80	578	1
Overvotes	0	0	0	0
Undervotes	0	0	0	0
Contest Totals	1,025	122	902	1

STATEMENT OF VOTES CAST

Vail Incorporation Election

November 7, 2023

OFFICIAL RESULTS

Pima County

198

STATISTICS

	TOTAL	Polls	Mail & Early	PROV
Registered Voters - Total	2,355			
Ballots Cast - Total	1,449	258	1,189	2
Ballots Cast - Blank	0	0	0	0
Voter Turnout - Total	61.53%			

PROPOSITION 402 - Vail Incorporation

Vote For 1

	TOTAL	Polls	Mail & Early	PROV
In favor of incorporation, Yes	554	79	473	2
Against incorporation, No	895	179	716	0
Overvotes	0	0	0	0
Undervotes	0	0	0	0
Contest Totals	1,449	258	1,189	2

STATEMENT OF VOTES CAST

Vail Incorporation Election

November 7, 2023

OFFICIAL RESULTS

Pima County

221

STATISTICS

	TOTAL	Polls	Mail & Early	PROV
Registered Voters - Total	146			
Ballots Cast - Total	110	11	99	0
Ballots Cast - Blank	0	0	0	0
Voter Turnout - Total	75.34%			

PROPOSITION 402 - Vail Incorporation

Vote For 1

	TOTAL	Polls	Mail & Early	PROV
In favor of incorporation, Yes	14	1	13	0
Against incorporation, No	96	10	86	0
Overvotes	0	0	0	0
Undervotes	0	0	0	0
Contest Totals	110	11	99	0

STATEMENT OF VOTES CAST

Vail Incorporation Election

November 7, 2023

OFFICIAL RESULTS

Pima County

224

STATISTICS

	TOTAL	Polls	Mail & Early	PROV
Registered Voters - Total	772			
Ballots Cast - Total	243	48	195	0
Ballots Cast - Blank	0	0	0	0
Voter Turnout - Total	31.48%			

PROPOSITION 402 - Vail Incorporation

Vote For 1

	TOTAL	Polls	Mail & Early	PROV
In favor of incorporation, Yes	133	21	112	0
Against incorporation, No	110	27	83	0
Overvotes	0	0	0	0
Undervotes	0	0	0	0
Contest Totals	243	48	195	0