

Rosy Millan

From: COB_mail
Subject: Joint County and City Plan to Address Fentanyl Epidemic
Attachments: bd - Arrest Deflection Program for PCSD.pdf; Pima_County_Superior Court_February-2024_CQI.xlsx

From: Melissa Manriquez <Melissa.Manriquez@pima.gov>
Sent: Wednesday, May 8, 2024 9:16 AM
To: COB_mail <COB_mail@pima.gov>
Subject: FW: Joint County and City Plan to Address Fentanyl Epidemic

From: Chris G. Nanos <Chris.Nanos@sheriff.pima.gov>
Sent: Tuesday, May 7, 2024 11:52 AM
To: Cheree Meeks <cheree.meeks@yahoo.com>; Cityclerk <cityclerk@tucsonaz.gov>; Melissa Manriquez <Melissa.Manriquez@pima.gov>; Sylvia Lee <Sylvia.Lee@pima.gov>; Matt Heinz <Matt.Heinz@pima.gov>; Steve Christy <Steve.Christy@pima.gov>; Rex Scott <Rex.Scott@pima.gov>; Adelita Grijalva <Adelita.Grijalva@pima.gov>; MayorRomero <mayor.romero@tucsonaz.gov>; Ward1 <ward1@tucsonaz.gov>; ward2@tucsonaz.gov; Ward3 <ward3@tucsonaz.gov>; ward4@tucsonaz.gov; ward5@tucsonaz.gov; Ward6 <ward6@tucsonaz.gov>
Cc: Jeffrey Bergin <jeffrey.bergin@sc.pima.gov>; Danelle Liwski <dliwski@sc.pima.gov>; Jan Leshner <Jan.Leshner@pima.gov>; Steve Holmes <Steve.Holmes@pima.gov>; Laura Conover <Laura.Conover@pcao.pima.gov>; Dean Brault <Dean.Brault@pima.gov>; Chris G. Nanos <Chris.Nanos@sheriff.pima.gov>; Chad Kasmar <chad.kasmar@tucsonaz.gov>; Kate Vesely <Kate.Vesely@pima.gov>; mike.ortega@tucsonaz.gov; citymanager@tucsonaz.gov; Mike Rankin <mike.rankin@tucsonaz.gov>; Mary Trejo <mary.trejo@tucsonaz.gov>; Amelia Cramer <aamcramer@gmail.com>
Subject: RE: Joint County and City Plan to Address Fentanyl Epidemic

CAUTION: This message and sender come from outside Pima County. If you did not expect this message, proceed with caution. Verify the sender's identity before performing any action, such as clicking on a link or opening an attachment.

Dr. Cheeks,

Just to clarify, I and my department have always been a strong supporter of deflection. In the attached memo from County Administrator Chuck Huckelberry dated May 7, 2021 you will clearly see it was I who initiated these efforts to work with the Board of Supervisors and the county's Criminal Justice Reform Unit. In fact, the County Deputy Director Wendy Petersen and I had engaged on this matter just days after I took office. Unfortunately, the ability to provide for a continuum of services to the outlying communities was virtually nonexistent. In the attachment you will find a memo from Ms. Petersen with commentary from U=MATTER program manager Mayra Ramos. Ms. Ramos addresses these very same concerns when dealing with rural and suburban communities.

In conversation with Justice Services Director Kate Vasely this challenge still exists. More importantly, today's fentanyl crisis has greatly impacted the TPD Deflection program. In the first two years of existence the TPD Deflection program averaged over 60 deflections a month. For all of 2023 the program had less than 20 deflections a month. In comparison, the Pima County STEP's program has been averaging over 30 candidates a month. Although this is a deferment program, there is a level of accountability and measurable success through the use of Pretrial Services and the newly developed Transition Center. For the record...this Sheriff fully supports the treatment of those suffering from addiction and mental health disorders; however, if the system is not capable of providing a "continuum of services" to the communities this department serves, I simply cannot recommend utilizing a process that sets one up for failure.

Respectfully,



Chris Nanos
Sheriff of Pima County
Pima County Sheriff's Department
1750 E. Benson Highway
Tucson, AZ 85714
(520) 351-4700 Office
(520) 465-4052 Cellular
Executive Coordinator: Caroline Vargas 351-4711

From: Cheree Meeks <cheree.meeks@yahoo.com>

Sent: Monday, May 6, 2024 2:14 PM

To: Cityclerk <cityclerk@tucsonaz.gov>; Melissa Manriquez <melissa.manriquez@pima.gov>; Sylvia Lee <sylvia.lee@pima.gov>; Matt Heinz <matt.heinz@pima.gov>; steve.christy@pima.gov; Rex Scott <rex.scott@pima.gov>; Adelita Grijalva <adelita.grijalva@pima.gov>; MayorRomero <mayor.romero@tucsonaz.gov>; Ward1 <ward1@tucsonaz.gov>; ward2@tucsonaz.gov; Ward3 <ward3@tucsonaz.gov>; ward4@tucsonaz.gov; ward5@tucsonaz.gov; Ward6 <ward6@tucsonaz.gov>

Cc: Jeffrey Bergin <jeffrey.bergin@sc.pima.gov>; Danelle Liwski <dliwski@sc.pima.gov>; Jan Leshner <Jan.Leshner@pima.gov>; Steve Holmes <steve.holmes@pima.gov>; Laura Conover <laura.conover@pcao.pima.gov>; Dean Brault <dean.brault@pima.gov>; Chris G. Nanos <chris.nanos@pima.gov>; Chad Kasmar <chad.kasmar@tucsonaz.gov>; Kate Vesely <kate.vesely@pima.gov>; mike.ortega@tucsonaz.gov; citymanager@tucsonaz.gov; Mike Rankin <mike.rankin@tucsonaz.gov>; Mary Trejo <mary.trejo@tucsonaz.gov>; Amelia Cramer <aamcramer@gmail.com>; Cheree Meeks <cheree.meeks@yahoo.com>

Subject: Joint County and City Plan to Address Fentanyl Epidemic

CAUTION: This message and sender come from outside Pima Sheriff. If you did not expect this message, proceed with caution. Verify the sender's identity before performing any action, such as clicking on a link or opening an attachment.

CAUTION: This message and sender come from outside Pima County. If you did not expect this message, proceed with caution. Verify the sender's identity before performing any action, such as clicking on a link or opening an attachment.

Good afternoon Pima County Supervisors and Tucson Mayor and Council:

Please find attached a memo from NAACP Tucson regarding the Pima County and City of Tucson plan to address the public health crisis of fentanyl and opioid use.

(Contents of memo included below for your convenience.)

Respectfully,
Dr. Cheree Meeks, President
Amelia Craig Cramer, Vice President and Criminal Justice Committee Chair
NAACP Tucson

Dear Pima County Supervisors and Tucson Mayor & City Council:

We are writing about the attached memorandum, which provides an excellent plan to address the Fentanyl epidemic in our community. Overall, we are optimistic that this could help significantly.

However, we have four areas of concern involving the portions of the plan involving the criminal justice system.

The plan essentially calls for business as usual with regards to its discussion of law enforcement deflection, medication-assisted treatment services in the jail, decisions regarding release from jail following arrest, and the Transition Center.

1. We are disappointed there is no plan to expand the hours and services at the Transition Center to make it 24/7 and to provide emergency housing for one or two nights, or to provide immediate transportation to emergency housing upon release from jail custody.
2. Also, we are disappointed there is no mention of expanding data collection regarding those suffering from fentanyl addiction in the jail pretrial population (those in jail due to inability to pay bail), including information about how many of those are accused of only non-violent and non-dangerous crimes or simply failing to appear for court hearings after previous arrests for non-violent and non-dangerous crimes.
3. We are disappointed there is no mention of involving or even attempting to involve in this Plan the Superior Court's Pretrial and Probation Departments or the judges who handle initial appearances (bail hearings). The Courts and their community supervision officers could help greatly in connecting of those suffering from substance use disorders to services in the community. They have authority to set conditions of release from jail custody, including the ability to require individuals under their supervision to reside at specific locations (including at housing facilities that offer treatment services) and to require individuals to meet with and to stay in contact with peer navigators.
4. Finally, we are disappointed there is no plan for the Sheriff to pursue deflection in the way TPD does. TPD takes folks who have committed misdemeanors (such as shoplifting or trespassing) who when patted down are found to possess drugs in their pockets (meaning they could be charged with felony drug possession). TPD officers seize the drugs but exercise their discretion as law enforcement officers not to make an arrest for felony drug possession (which would require booking into the jail, because all those arrested for felonies must be taken to jail). TPD then offers to take the individual to a detox/treatment facility and simply issue them a paper citation for their misdemeanor crimes, or to take them to jail and book them into the jail on their misdemeanor crimes. About 50% of those offered diversion to treatment accept the offer. They are still held accountable for their misdemeanor crimes but never go into jail custody. The drugs that have been seized from them are taken into evidence, and they could be charged in the future with felony drug possession and a warrant issued for their arrest, or the drugs could be destroyed if TPD decides to forego the expense of pursuing a felony arrest and prosecution.

We hope you might be persuaded to add these four elements to the joint County and City plan.

Thank you for your consideration.

Sincerely,

Dr. Cheree Meeks, President
Amelia Craig Cramer, Vice President and Criminal Justice Committee Chair
NAACP Tucson Branch



MEMORANDUM

Date: May 7, 2021

To: The Honorable Chair and Members
Pima County Board of Supervisors

From: C.H. Huckelberry
County Administrator 

Re: **Arrest Deflection Program for Pima County Sheriff's Department**

Recently the Pima County Medical Examiner's Office released their 2020 Annual Report; it demonstrates the mounting crisis our community faces regarding drug overdose fatalities. In the last year, accidental overdoses that resulted in death increased by 32 percent (from 337 in 2019 to 446 in 2020), and 2021 has potential to be even more deadly (138 overdose fatalities from January 1, 2021 through April 30, 2021 – an average of more than one person per day).

Pima County is implementing many strategies to address this crisis both in our Health Department as well as our Pima County's Criminal Justice Reform Unit (CJRU), including collaboration with the Pima County Sheriff's Department (PCSD) to implement a law enforcement program that would deflect individuals to substance use treatment similar to that presently used by the Tucson Police Department.

CJRU partnered with Tucson Police Department (TPD), CODAC Behavioral Health, and the University of Arizona to create a law enforcement deflection program. Since its launch in July 2018, TPD has completed almost 1,800 deflections. So named as the program is "deflecting" individuals with a personal-use amount of illicit substances, to treatment in lieu of arrest. Not only did each of those individuals have the opportunity to receive treatment and other recovery services, but it also represents a significant reduction in the number of bookings at the jail for substance-related charges.

Sheriff Chris Nanos has expressed an interest in creating a deflection program for PCSD, with the goal of providing deputies additional options in the field. CJRU has initiated coordination with PCSD to specially-design a deflection program unique to PCSD. In addition to working with PCSD to provide technical assistance, pilot program support, training, and coordination with community treatment providers, CJRU is also available to assist PCSD in applying for grant funding to support this new program.

By implementing a deflection program within PCSD, it is our objective to improve access to substance use treatment as well as reduce costs to the criminal justice system. We will keep you updated as the development of this program progresses.

The Honorable Chair and Members, Pima County Board of Supervisors
Re: Arrest Deflection Program for Pima County Sheriff's Department
May 7, 2021
Page 2

Attached is a communication from Assistant County Administrator Wendy Petersen to the Sheriff on the arrest defection program including detailed information about program eligibility and an independent evaluation of the program by the University of Arizona College of Social and Behavioral Sciences.

CHH/dym

Attachment

c: The Honorable Chris Nanos, Pima County Sheriff
 Jan Leshner, Chief Deputy County Administrator
 Wendy Petersen, Assistant County Administrator for Justice and Law Enforcement
 Kate Vesely, Director of Justice Reform, Criminal Justice Reform Unit




Criminal Justice Reform Unit

MEMORANDUM

Date: April 15, 2021

To: Christopher Nanos
Pima County Sheriff

From: Wendy Petersen 
Assistant County Administrator

Re: Materials on Pre Arrest Deflection

I am providing you with a copy of **DEFLECTION: A TOOL FOR DECISION MAKING AND PROGRAM DEVELOPMENT** a document on Pre-Arrest deflection prepared by Mayra Ramos of our Criminal Justice Reform Unit staff. When we last met to discuss deflection in the Pima County Sheriff's Department, we agreed to provide you and your staff with information about our involvement in the program. We are hopeful that this document is useful and provides you with sufficient information.

As we discussed when we met on February 11, 2021, the U-MATTER deflection partnership with Tucson Police Department and CODAC has been enormously successful. To date, we've achieved 1596 deflections from November 1, 2018, through April 5, 2021.

On the last page of the document written by Ms. Ramos, she provides you with a list of resources. I am attaching the October 2020, SIROW (Southwest Institute for Research on Women Tucson Police Department Deflection Program Impact at 18 Months). This document contains SIROW's evaluation of TPD's deflection program. SIROW concludes:

The Deflection Program has been successful at identifying individuals with substance use problems and connecting them with treatment providers. These results have resulted in a significant number of individuals getting substance misuse treatment and related services, including recovery support services.

Among the other resources listed by Ms. Ramos is an article by Jac Charlier in *Police Chief Magazine*, called Deflection: A Powerful Crime-Fighting Tool That Improves Community Relations. In that article, Mr. Charlier, outlines community benefits to deflection:

- Reduces the burden substance abuse and mental health place on law enforcement;
- Reduces recidivism;
- Avoids costs of arrest and incarceration

In that article, Mr. Charlier notes:

C.H. Huckelberry, County Administrator
Re: Pima County Housing First Pilot Project Eligibility
April 7, 2021
Page 2

The benefits of deflection include reducing the burden that substance use and mental health issues place on communities and on law enforcement efforts. By addressing the behavioral health issues that often underlie an offense, law enforcement can reduce recidivism. Deflection also helps avoid the repeated costs of arresting and incarcerating people—who need treatment—for nonviolent offenses. Beyond that, deflection is a common-sense solution for officers who have seen firsthand that arresting individuals does not stop addiction and mental illness. There are better, more effective ways to respond that are still powerful crime-fighting tools.

We are hopeful the Pima County Sheriff's Department is interested in pursuing a deflection program of its own. Please let us know who on your staff would be assigned to this project. We would be happy to meet with your assigned staff to discuss further implementation.

C: Kate Vesely, Director of Justice Reform, Criminal Justice Reform Unit
Mayra Ramos, U-MATTER Program Manager, Criminal Justice Reform Unit

Attachment: Tucson Police Department Deflection Program Impact at 18 Months, October 2020

DEFLECTION: A TOOL FOR DECISION MAKING AND PROGRAM DEVELOPMENT

This document was created for law enforcement agencies that are confronted with frequent cases involving addiction and overdose. Rather than arresting and re-arresting individuals who have substance use problems, many jurisdictions are implementing alternative approaches. One of the alternative methods that is presented in this document is deflecting individuals with substance use problems away from the justice system and into appropriate treatment and community services.

In their November 2020 report, the Pima County Health Department reported 376 overdose deaths. Based on the year to date data, they projected a total of 456 overdose deaths for 2020. This is a 35% increase from the 337 overdose deaths in 2019 and a 59% increase from the 286 overdose deaths in 2018.

The purpose of this document is to provide a decision-making tool and guidance on designing a deflection framework by aligning different program characteristics that best fit the experience, trends, relationships, politics, and resources in your jurisdiction.

Objectives

- Determine what will work best for your jurisdiction,
- Identify the Deflection Model that will work best for your agency,
- Create a framework best suited to local needs, resources, and relationships.

The Guiding Questions

Before isolating the key characteristics (operational and design components) that define your deflection program, it is recommended that you start by asking and answering the following six fundamental questions—the who, what, where, when, why, and how of deflection, some of which are also found in the Deflection Framework Design Tool:

1. Why are you implementing (or considering) deflection?

What is the high-level issue your community is attempting to solve (e.g., upward trends in overdose, increasing jail population)? Understanding the challenge at the highest levels will help to guide and anchor your planning and implementation.

2. What are you trying to accomplish?

What specific goals are you trying to accomplish? What do you want to accomplish, both qualitatively and quantitatively? What does program success look like to you? Consider both qualitative and quantitative considerations like reduced overdose deaths, improved community relations, number of people deflected, long term reduction in arrests for individuals with known histories, reduction of jail population, etc.

3. Who will be eligible to be deflected? Who will be deflecting them?

Who will be your target population? Will you target large numbers of low-risk, low-need individuals, or high-need individuals, with known arrest histories? Think about your target population in terms of criminal history risk and behavioral health need. Also, who will be deflecting individuals? Is there a specialized team, or will all deputies/officers be deflecting individuals?

4. When will you deflect individuals?

Consider at what stage of the encounter with law enforcement will deflection occur. Will you deflect people with an observable need, even if there is no crime present? Or will deflection occur only when there is a chargeable offense? If yes to chargeable offense, begin thinking what offense will be eligible for deflection (i.e. misdemeanor, felony).

5. **Where will you deflect individuals to?**

If individuals are being deflected from involvement in the criminal justice system, to what or where are they being deflected? An important consideration is the capacity of local community-based treatment network to serve and meet the needs of the target population being considered. More specifically, is there community treatment capacity to serve the clinical and social needs of individuals?

6. **How will you deflect individuals?**

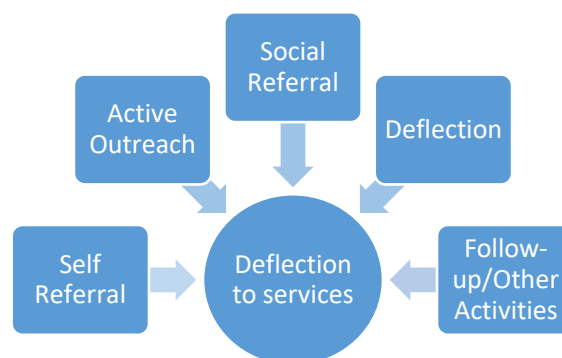
What will be the pathway to treatment? Is there a pathway already in place for your agency? How, where, and when will the officers/deputies get the individual connected to community services provider?

Deflection Framework

For the purposes of this document, a characteristic is a specific design component of a program. Those characteristics, when combined in a variety of ways, create a deflection framework, which is the totality of the program design. Some frameworks as applied in certain jurisdictions have been branded (such as LEAD, STEER, civil citation, U-MATTER or the Angel Model) but the characteristics of these frameworks may be quite different, and **it is important for jurisdictions to consider the totality of the deflection program design to identify what will be successful locally.**

The variety of characteristics creates unlimited possibilities for a deflection program design, some common themes can be observed nationally and incorporated into local deflection models. Based on the Pathway to Treatment (how a person moves from law enforcement to behavioral health), the Police, Treatment, and Community Collaborative has named these frameworks to develop a common language around deflection and added in the names that fit each framework.

- **Deflection:** One potential pathway, the mode among the Deflection avenues, is the process of deflecting individuals in lieu of criminal charges.
- **Self Referral:** Drug-involved individuals initiate engagement with law enforcement without fear of arrest, and an immediate treatment referral is made.
- **Social Referral:** Another potential avenue for deflection to services is through social referral. There is only one small difference between this pathway and the self-referral pathway, which is where contact by the individual is initiated. Social referral allows community members to contact police that are out in the field, at any point, whereas self referral occurs when an individual seeks out officers at a station.
- **Active Outreach:** Reengagement is an optional outreach activity that entails co-responders reaching out to specific individuals identified as having substance use issues in an attempt to help them reengage with treatment. Additionally, outreach activity could also entail seeking out locations in the community identified as a places where individuals with substance use issues.



Complete the PRE-ARREST DIVERSION (DEFLECTION) FRAMEWORK DESIGN TOOL (Attachment 1, 3 pages), from *The Center for Health and Justice*.

Additional local considerations for building a Deflection Model

The following are some of the recommendations provided by the Tucson Police Department (TPD), as part of a presentation at the Police, Treatment, and Community Collaborative (2019).



What services resources do you have available?



What funding sources are available (i.e. medicaid, grants)? What are potential funding issues?



What is your internal culture and climate? What will need to be revisited? What is the tolerance for change? What's your message; internally and externally?



How will your model make it simpler to deflect than arrest and book? Remember to WRITE POLICY, structure is critical.



How will you emphasize the autonomy of DISCRETION? It is still their choice!

In the Resources section, review the [U-MATTER 18 Month Impact Report](#), for local guidance. This will provide additional information and data on the local implementation of TPD's opioid related Deflection Program (known as the Unified Medication Assisted Treatment Targeted Engagement Response, U-MATTER).

Prepared by: Mayra Ramos, U-MATTER Program Manager (Mayra.Ramos@pima.gov)
Last Updated: April 2021

Reference and Resources

[Tucson Police Department PTACC 2019](#)

[U-MATTER 18 Month Impact Report](#)

[SAFE Pre-Arrest Guide](#)

[Deflection: A Powerful Crime-Fighting Tool That Improves Community Relations - Police Chief Magazine](#)

[Mental Health Brief- Alternatives to Jail](#)

[Deflection: Vets in Crisis](#)

ATTACHMENT 1

PRE-ARREST DIVERSION (“DEFLECTION”) FRAMEWORK DESIGN TOOL

OVERALL PRE-ARREST DIVERSION/DEFLECTION PROGRAM GOAL

How many individuals do you want to deflect monthly?

Treatment Access Assessment

TREATMENT CAPACITY

The availability of different modalities of treatment should dictate many elements of program design. Programs that focus on crisis situations like overdose will require greater access to more intense services such as detox, medication assisted treatment, and residential services. Programs that focus on lower-risk drug users not in immediate crisis (and either high or low treatment need) will require more outpatient services.

EST. TREATMENT SPOTS AVAILABLE FOR PROGRAM:

Detox	<input type="text"/>	Med. Assisted Tx	Y / N
OP/IOP	<input type="text"/>	Residential	<input type="text"/>

Is Treatment Available 24/7 Y / N

REGION TO BE SERVED:

POPULATION DENSITY

The geography served by a program can significantly dictate which Deflection characteristics are practical. Concentrated urban areas may more practically serve many people with similar needs and where the distance between the law enforcement encounter and the treatment engagement is small. More suburban or rural communities may benefit from the use of a treatment linkage specialist to remove some of the burden from officers.

POPULATION DENSITY:

<input type="checkbox"/> Urban	<input type="checkbox"/> Suburban	<input type="checkbox"/> Rural
--------------------------------	-----------------------------------	--------------------------------

AVAILABLE TRANSPORTATION:

<input type="checkbox"/> Public	<input type="checkbox"/> Private	<input type="checkbox"/> Police
---------------------------------	----------------------------------	---------------------------------

OTHER SERVICE CAPACITY

Program participants are likely to need other stabilizing services to be successful. The presence or absence of these services should affect the target population and volume under consideration. More complex populations will require a more robust continuum of services.

EST. SPOTS AVAILABLE IN OTHER SERVICES:

Mental Hlth. Tx	<input type="text"/>	Employment	<input type="text"/>
Housing	<input type="text"/>	Education	<input type="text"/>

Deflection Program Design

TYPE OF DEFLECTION

Law enforcement must decide if they will only make treatment engagements when no crime is present (prevention deflection, e.g. overdose) or if they will also consider circumstances in which a chargeable offense is present and they are willing to hold the citation or charge in abeyance (intervention deflection). The election here will determine the impact on officer workflow and the use of a treatment linkage specialist.

ENGAGEMENT MECHANISM:

<input type="checkbox"/> Prevention Deflection
<input type="checkbox"/> Intervention Deflection
<input type="checkbox"/> Both

RISK-NEED ASSIGNMENT OF PRIORITY POPULATION

Assessing *risk and need* (*risk* based on criminal history and *need* based on clinical profiles) has become the de facto method for prioritizing justice populations and aligning resources in the rest of the criminal justice system although it is new to policing. As such, validated risk-need tools for police are in early development and tools being used now have been validated in other parts of the justice system. The priority population will significantly affect the program design and resources needed. Low risk/low need populations may generate significantly larger volumes and require fewer services, but the long-term financial impact may be less noticeable than with higher-risk and higher-need populations, which may be smaller but more likely to consume large amounts of treatment and other services. Multiple risk/need tiers can be targeted, but the response delivered and services needed may be very different.

RISK / NEED OF TARGET POPULATION:

<input type="checkbox"/> Low Risk / High Need	<input type="checkbox"/> High Risk / High Need
<input type="checkbox"/> Low Risk / Low Need	<input type="checkbox"/> High Risk / Low Need
<input type="checkbox"/> N/A: Prevention Deflection	

ONGOING ROLE OF LAW ENFORCEMENT

Law enforcement can elect to end their involvement in a case after the initial contact, or can be active participants after the point of treatment referral. Continuing to be involved in the case requires more officer time, attention, and communication, but can result in a more health-oriented long-term outcome as officers encounter the same individuals in the community. Awareness of an individual's treatment plan and progress can help officers make more informed responses in the field.

PROGRAM AUTHORIZATION

A state may decide to enact a law that authorizes or encourages the use of deflection models. Such a law often sets criteria for eligibility, describes the process, and determines benefits for success and ramifications for failure. Alternatively, local police departments, health departments, and city or county councils may elect to implement a deflection model absent clear statutory authority. Such a policy demonstrates local leadership, encourages local collaboration and innovation, and is much quicker to implement, evaluate, and adapt.

LOCAL EXPERIENCE

The level of local experience implementing new philosophies or programs may dictate the size and scope of new programs being considered. Existing relationships with the community treatment system, training mechanisms, current officer workflow, overall willingness to adapt, and use of assessment and risk tools will all inform the level of culture and practice change a department and a community are able to accept and sustain. For example, the presence of a CIT team indicates a cultural awareness and leadership commitment that may make a deflection program easier to implement. Departments without such experience may be better served with a model (such as walk-in) that requires less top-to-bottom commitment.

ELIGIBILITY FACTORS

Partners must determine in advance what chargeable offenses (if any) are eligible for the program. Programs focused on lower-risk individuals may elect to only allow eligibility for citationable actions, whereas others with more experience dealing with higher risk populations and a more robust treatment network may elect to consider misdemeanors and felonies as well.

EXCLUSIONARY FACTORS

Partners must determine if certain circumstances may render an otherwise-eligible individual ineligible. These factors may include the presence of a criminal record (or crimes on that record), the nature of the current offense (violent vs. non-violent), the type of charge (drug, property, or personal) and other factors such as outstanding warrants or gang affiliation.

TOOLS USED FOR OFFICER DECISION-MAKING

Officers may presume that a need is present and make an immediate referral without further assessment, or they may employ additional tools for determining level of risk and level of need. These tools may be driven by offense committed or observed behavior. The tools may have been validated in another jurisdiction, in the present jurisdiction, or not validated at all. When using such tools, the optimal situation is the use of a tool that has been validated in the jurisdiction with the target population, recognizing that the deflection program may represent the first opportunity to validate or adapt a particular tool.

ONGOING ROLE OF LAW ENFORCEMENT:

- ☐ Ends after initial contact
- ☐ Limited ongoing involvement through treatment engagement
- ☐ Consistent, intentional, ongoing involvement through treatment engagement

AUTHORIZATION:

- ☐ Statutory
- ☐ Administrative

LOCAL EXPERIENCE & INFRASTRUCTURE:

- ☐ Justice / treatment program development
- ☐ Use of standardized or evidence-based tools or practices
- ☐ CIT Team
- ☐ Law enforcement culture and capacity for new programs
- ☐ Mental Health First Aid
- ☐ Law enforcement training systems

OFFENSES CONSIDERED ELIGIBLE:

- ☐ No chargeable offense (Prevention Deflection)
- ☐ Misdemeanors
- ☐ Citationable offenses
- ☐ Felonies

FACTORS RESULTING IN INELIGIBILITY:

TOOLS USED FOR DECISION-MAKING:

- ☐ No Tool : Presumptive Need
- ☐ No Tool : Based on Observed Behaviors
- ☐ Criminal History Risk VALIDATED Y / N
- ☐ Drug Use / Mental Hlth Need VALIDATED Y / N

OPERATIONAL PATHWAY TO TREATMENT

Ideally, deflection programs rely on a “warm handoff” from law enforcement to either a care coordinator or directly to a treatment provider. The specifics of this engagement mechanism should be based on officer workload, geography, trust and other factors. In a drop-off model, officers transport the individual to the treatment provider. This model requires willingness and availability on the part of officers, and benefits from the use of a screening tool to aid in officer decision-making. In a care coordinator model, a treatment specialist travels to the law enforcement encounter, either with officers on a ride-along or as a result of a call from officers (either in the community or at the police station), and begins the treatment engagement process. This model requires fewer law enforcement resources, but takes time to fully develop the level of trust required.

OFFICER TRAINING REQUIRED

Any new program will require some level of officer training, which can range from a short roll call session training, to a full 8-hour session, all the way to a 40-hour session. As a jurisdiction moves from a pilot program to full implementation, considerations should also be made whether the training occurs at the training academy or at individual stations, and whether it is required of all officers or discretionary. Finally, consider whether training should be done with staff from partner agencies such as treatment, state’s attorney, public defenders, victims groups, etc.

ADDITIONAL OPERATIONAL CONSIDERATIONS

There are additional operational considerations, such as the use of program fees or limits on non-compliance, that jurisdictions will also need to incorporate into their program design process. These additional considerations need to be considered and addressed.

OPERATIONAL PATHWAY TO TREATMENT:

☐ Law Enforcement ☐ Treatment

LEVEL OF TRAINING:

☐ Roll Call ☐ 8-hour ☐ 40-hour
☐ Required ☐ Discretionary
☐ One-time ☐ Follow-up needed
.....
☐ Academy ☐ Stations ☐ Partner Agency



THE UNIVERSITY OF ARIZONA
COLLEGE OF SOCIAL & BEHAVIORAL SCIENCES

Southwest Institute for Research on Women



**TUCSON POLICE DEPARTMENT
DEFLECTION PROGRAM**
Impact at 18 Months
October 2020

PREPARED BY:

Josephine D. Korchmaros, Ph.D., and Keith G. Bentele, Ph.D.

University of Arizona

Southwest Institute for Research on Women

925 N. Tyndall Avenue

Tucson, AZ 85721

October 2020

For additional information, contact Josephine Korchmaros at jkorch@email.arizona.edu.

Suggested reference: Korchmaros, J., & Bentele, K. (2020). *Tucson Police Department Deflection Program: Impact at 18 Months*. Tucson, AZ: University of Arizona, Southwest Institute for Research on Women.



TABLE OF CONTENTS

EXECUTIVE SUMMARY	4
THE OPIOID EPIDEMIC	6
THE TUCSON POLICE DEPARTMENT (TPD) DEFLECTION PROGRAM	6
TPD DEFLECTION PROGRAM IMPACT	7
TPD Connection of Individuals with Substance Use Problems to Treatment & Services	7
Officer Utilization of the Deflection Program.....	7
Utilization of the Angel Program	12
Engagement in Substance Misuse Treatment & Related Services as a Result of the Deflection Program	12
Treatment & Services Provided by TPD’s Main Partnering Provider	12
Recovery Support Services Provided by Outreach & Engagement Specialists as Part of the Outreach Component of TPD’s Deflection Program	14
Individuals’ Reaction to the TPD Deflection Program	15
RECOMMENDATIONS	17
LIMITATIONS	17
CONCLUSION	18
DEFINITIONS.....	19
ACKNOWLEDGEMENTS.....	20
REFERENCES	21



EXECUTIVE SUMMARY

The Tucson Police Department (TPD) Deflection Program aims to address misuse of opioids and other substances as well as related issues, such as criminality, by identifying individuals with substance use issues,¹ encouraging them to get treatment, and immediately transporting them to a treatment provider. This report summarizes evaluation findings indicating program impact achieved during the first 18 months of the evaluation.

The TPD Deflection Program has been successful at identifying individuals with substance use issues and encouraging them to get treatment.

Through the Deflection Program, **1225** unique individuals with substance use problems were identified and encouraged to get substance misuse treatment.

Field officers conducted a total of **1044** deflections where individuals with substance use problems were encouraged to get connected with a treatment provider in lieu of arrest.

The TPD Deflection Program has been successful at identifying individuals who are willing to consider treatment and were successful in encouraging individuals to consider treatment.

47% of the individuals offered deflection to treatment indicated that they definitely wanted to do it.

Of the 499 individuals who were initially unsure or definitely not interested in deflection to treatment, officers were able to encourage **32%** to get treatment.

The majority of individuals offered deflection agreed to it (**69.2%**).

About half (**50.2%**) of the deflection incidents resulted in immediate transport to a treatment provider.

Encouraging individuals to consider substance misuse treatment does *not* present a time burden.

Deflections took less time on average (**49** minutes) than incidents that ended in arrest or citation (**77** minutes).

The time it took officers to complete an arrest or citation did *not* increase if the officer discussed deflection and substance misuse treatment with the individual.

The majority of TPD officers appear to be utilizing the Deflection Program and considering deflection program eligibility criteria as well as subject willingness for substance misuse treatment when they are deciding whether to offer deflection.

Community members are *not* utilizing the Deflection Program on their own initiative, with only **24** having approached officers for assistance with getting substance misuse treatment.

The TPD Deflection Program has been successful at assisting individuals who have substance use issues in getting needed health-related services and treatment, with **468** of deflected individuals transported immediately to CODAC Health, Recovery & Wellness, Inc. (CODAC), TPD's main partnering provider for the Deflection Program.

¹ This term as well as other behavioral health-related terms are defined in the "Definitions" section of this report.



299 (64% of the 468) completed enough of CODAC's comprehensive assessment of physical, mental, and behavioral health problems and needs to be diagnosed.

Of the 299 diagnosed, **7 in 10** had an opioid use disorder; **6 in 10** had a substance use disorder, other than opioids, cannabis, and tobacco; **about 4 in 10** had an opioid use disorder as well as another substance use disorder; and **99%** had a substance abuse issue or substance use disorder.

126 (26.9% of the 468) are currently in longer term substance use treatment at CODAC; and **87** (18.6% of the 468) are currently engaged in CODAC's medication-assisted treatment (MAT) program for people with opioid use disorder.

274 (58.5% of the 468) received some kind of healthcare supportive service from CODAC with **215** (78.5% of the 274) receiving more than one type of service.

In coordination with TPD Substance Use Resource Team (SURT) officers, the co-responding behavioral health Outreach & Engagement Specialists have provided a substantial amount of recovery support services, reaching individuals where they are in the community.

There have been **717** recorded attempts to provide recovery support services.

435 (61%) of these attempts resulted in the provision of at least one recovery support service.

1027 recovery support services have been provided.

Deflection Program participants have expressed positive reactions to the Deflection Program, such as gratitude for the assistance, respect, and encouragement provided by TPD officers.

Based on these preliminary evaluation results, recommendations for improvement of the Deflection Program include promoting the Deflection Program to TPD officers and the community; providing supportive training to TPD officers; identifying and addressing barriers to utilizing the program and to immediately transporting individuals to a treatment provider; coordinating follow-up with deflected individuals not immediately transported to a treatment provider; and continuing to implement the law enforcement/behavioral health co-responder outreach approach.



THE OPIOID EPIDEMIC

The opioid epidemic has been called the most fatal drug crisis in U.S. history (National Safety Council, 2018). Over 42,000 people died of opioid overdose in 2016, with an additional 21,632 dying from an overdose of other substances (Hedegaard, Warner, & Minino, 2017). The impact of these deaths is widespread with one in 10 people in the U.S. knowing one or more of the deceased (National Safety Council, 2017). Many more deaths are imminent as a result of the widespread prevalence of opioid misuse and opioid use disorders in the U.S.—11 million people misused an opioid pain reliever in the past year and 2.1 million people have an opioid use disorder (SAMHSA, 2017).

Risk of opioid overdose is particularly high in Pima County, Arizona (ADHS, 2017; 2018). Arizona is among the states with the highest and fastest increasing rates of primary treatment admissions for heroin and opioids per capita, as identified by SAMHSA's 2015 Treatment Episode Data Set. Emergency departments in Pima County have documented a stark increase in opioid-related incidents in recent years, with a 102% increase in opioid-related emergency visits and 91% increase in inpatient stays between 2008 and 2016, totaling an estimated \$431 million in healthcare costs. In 2017, 239 of the 328 (73%) overdose deaths in Pima County included an opiate compound, and 89% of those deaths were determined to be an accidental overdose, demonstrating the lethality of the substances used in this region.

Law enforcement agencies across the nation are recognizing the limited effectiveness of traditional approaches to addressing substance misuse and additional problems created by responding with justice involvement. In response, a number of jurisdictions have started to implement different deflection models. However, their effectiveness has yet to be established (TASC, 2017) and jurisdictions struggle with implementation, reflected in the demand for training and technical assistance (PAARI, 2016). There is a lack of practical guidelines regarding how to adapt implementation to the specific jurisdiction and healthcare context and for the particular characteristics of the target population.

The law enforcement/behavioral health co-responder model has emerged as a promising approach to addressing police incidents with suspected mental health and, to a lesser extent, substance use issues (White & Weisburd, 2017). However, a recent review of the co-responder model found a lack of data to evaluate effectiveness of this approach (Puntis et al., 2018).

THE TUCSON POLICE DEPARTMENT (TPD) DEFLECTION PROGRAM

The TPD Deflection Program aims to address misuse of opioids and other substances as well as related issues, such as criminality, by identifying individuals with substance use issues, encouraging them to get treatment, and immediately transporting them to a treatment provider. The Deflection Program has three main components. (1) Under the Deflection Program, police officers have the discretion to deflect individuals with substance use problems who are willing to consider treatment. That is, they encourage them to seek treatment in lieu of arresting them, which includes transporting them immediately to a partnering treatment provider when possible. (2) A subcomponent of the Deflection Program is the Angel Program, where police officers help individuals get connected to substance misuse treatment providers when they approach police officers in the community or at a TPD facility and ask for assistance. (3) A third key component of the Deflection Program is the law enforcement/behavioral health peer support co-responder



teams who are conducting active outreach in the community focused on encouraging people to seek substance misuse treatment or to re-engage in treatment if they had been in treatment before. These efforts are led by TPD's Substance Use Resource Team (SURT). SURT officers partner with behavioral health peer support Outreach & Engagement Specialists co-located at a TPD facility.

TPD implemented the Deflection Program July 1, 2018. The University of Arizona's SIROW began the evaluation of the Deflection Program November 1, 2018 upon the award and initiation of a grant from the Substance Abuse and Mental Services Administration (SAMHSA, 1H79TI081559). SIROW is a resource and research institute whose mission is to develop, conduct, and disseminate collaborative outreach, education, intervention, and research project of importance to diverse groups to strive for a more just and equitable society for all. Since December, 2019, Arnold Ventures has also provided support for the evaluation. This report summarizes preliminary findings indicating program impact during the first 18 months of the evaluation of the TPD Deflection Program utilizing data collected November 1, 2018 to April 30, 2020.

TPD DEFLECTION PROGRAM IMPACT

TPD Connection of Individuals with Substance Use Problems to Treatment & Services

The TPD Deflection Program has been successful at identifying individuals with substance use issues and encouraging them to get treatment.

1225 unique individuals with substance use problems were identified and encouraged to get treatment through the Deflection Program.

In total, there were **1385** times that TPD officers and the law enforcement/behavioral health peer support co-responder teams identified individuals with substance use problems and encouraged them to get treatment through the Deflection Program.

	Deflections	Angel Program	Outreach ²	Total
Unique Individuals	921	24	280	1225
Total Incidents	1044	24	317	1385

Officer Utilization of the Deflection Program

Field officers conducted a total of 1044 deflections, an average of 58 deflections per month. In total, officers deflected 921 individuals, deflecting 92 of these individuals more than once.

² These counts do not reflect all outreach contacts. They reflect the number of times SURT officers and/or Outreach & Engagement Specialists provided outreach to an individual that included talking to them about substance use issues and encouraging them to get treatment.

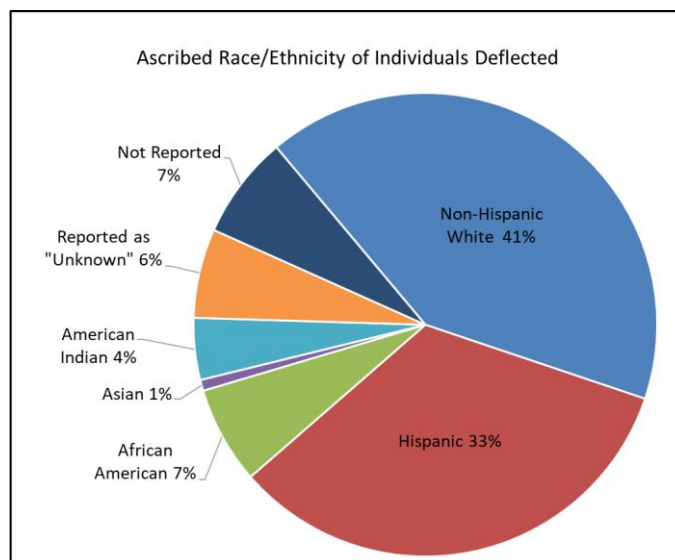
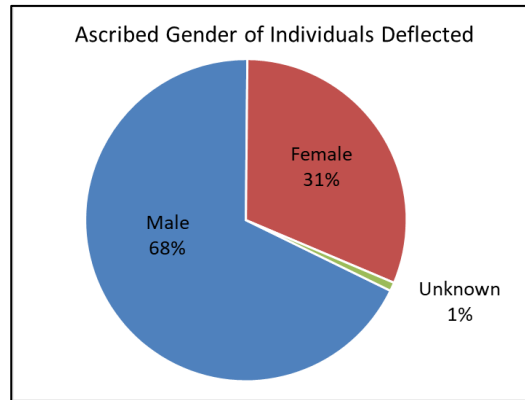


Description of Deflected Individuals³

TPD officers have deflected a variety of individuals.

The ages of deflected individuals ranged from 18 to 80 with an average age of 33.4.

As shown in the following figures, the majority (68%) of the people deflected were perceived by officers to be male. Forty five percent of the people deflected were perceived by officers to be of minority racial or ethnic status; they were perceived to be of a race or ethnicity other than white. For an additional 13% of deflections, officers did not report race or ethnicity of the deflected individual or reported that they were “unknown.” Forty one percent of deflections were perceived to be non-Hispanic white.



Individuals' Initial Reaction to Deflection to Substance Misuse Treatment

For the majority of deflections, officers completed a survey to describe the nature and outcome of their interactions with individuals to whom they offered deflection. Officers completed surveys for 935 of the 1044 (90%) deflections.

³ Gender and race/ethnicity are ascribed by the officer. In cases of missing ascribed gender, gender has been imputed based on the gender most commonly associated with the individual's first name. In cases where this is ambiguous, no gender has been imputed.

The data shown in the following table indicate that officers identified individuals who are willing to consider treatment. Officers reported that 47% of the individuals offered deflection to treatment indicated that they definitely wanted to do it.

The data in the following table also indicate that officers not only had the opportunity to encourage people to consider deflection to treatment but were also successful in encouraging them. Of the 499 individuals who were initially unsure or definitely not interested in deflection to treatment, officers had the opportunity to encourage 84% of them to get treatment, resulting in 32% who decided to get treatment. Thus, 64% (436 + 160) of the people offered deflection indicated that they would consider treatment.

Definitely wanted to do it	Undecided/unsure	Definitely not interested
436 (47%)	276 (30%)	223 (24%)

Officers had an opportunity to encourage **420 (84%)** of these 499 individuals to consider deflection to treatment.

160 (32%) of these 499 individuals were persuaded by officers to get treatment

Results of Deflection Incidents

The following table indicates the results of all 1044 deflection incidents. These data indicate that officers are identifying individuals who are willing to consider treatment. The majority of individuals offered deflection agreed to it (69.2%). Only 30.8% did not agree to deflection to treatment.

Result of Incident	Count	Percent
Individual did not agree to deflection to treatment	322	30.8
Individual immediately transported to provider		
Officer transported individual immediately to treatment provider	496	47.5
Officer called another agency to transport individual immediately to treatment provider	22	2.1
Officer transported individual to hospital	6	0.6
Officer gave individual treatment provider information encouraging them to seek treatment	143	13.7
Individual agreed to deflection but result not reported	23	2.2
Deflection accepted, however individual arrested for pre-existing warrant or other charge not eligible for deflection (e.g., domestic violence charge)	32	3.1

About half (50.2%) of the deflection incidents resulted in immediate transport to a treatment provider. Most of the time (47.5%), officers were able to transport the individuals to the treatment provider themselves. A little over one in ten (13.7%) individuals offered deflection were not taken immediately to a treatment provider but instead were given information about seeking treatment and encouraged to seek treatment. A small percentage (3.1%) of individuals



were offered deflection of the current substance-related charges and agreed to seek treatment but were arrested for pre-existing warrant or other charge not eligible for deflection, such as a domestic violence charge. Officers gave these individuals informational resources to have on hand when they were back in the community and could seek treatment.


These results suggest that most people are *not* agreeing to deflection just to avoid arrest. A significant proportion of individuals offered deflection (30.8%) turn it down. In addition, most of the individuals who agreed to deflection were immediately transported to a treatment provider. They did not agree to deflection and then avoid going to a treatment provider. Of the 690 who agreed to deflection who were not arrested for outstanding warrants ($722-32=690$), 72% were taken immediately to a treatment provider.

Time Duration of Deflection and Arrest Incidents Related to Substance-related Charges

Encouraging individuals to consider substance misuse treatment does *not* present a time burden.

As shown in the left-hand panel of the following figure, officers reported that deflections took less time on average than incidents involving substance-related charges that ended in arrest or citation. Officers reported that deflections took 10 to 240 minutes to complete, whereas arrests or citations took 10 to 1080 minutes to complete. Deflections took 48.59 minutes on average to complete with the most common duration (the mode) being 30 minutes. Arrests or citations took 76.99 minutes on average to complete with the most common duration being 60 minutes.

As shown in the right-hand panel of the following figure, the time it took officers to complete an arrest or citation did *not* differ depending on whether or not the officer discussed deflection and substance misuse treatment with the individual. Officers reported that arrests during which they talked about deflection took 10 to 420 minutes to complete, whereas arrests during which they did *not* talk about deflection took 10-1080 minutes to complete. Arrests involving discussion of deflection took 74.70 minutes on average to complete with the most common duration (the mode) being 60 minutes. Arrests not involving a discussion of deflection took 77.25 minutes on average to complete with the most common duration being 60 minutes.



Individuals Not Offered Deflection

Officers completed surveys regarding 5,375 drug related cases that occurred during the 18 month period and did *not* result in deflection.

These data, shown in the following table, indicate that the majority of officers appear to be utilizing the Deflection Program and considering the deflection program eligibility criteria related to alleged criminal activity and criminal history as well as subject willingness for substance misuse treatment when they are deciding whether or not to offer deflection. Individuals suspected of violent crimes, who have felony warrants involving a violent offense, involved in exploitation/victimization of others, or suspected of illegal drug sales are ineligible for deflection.

The most commonly reported reason why officers did not offer deflection was because of program ineligibility related to the type of crime or criminal history. This reason was reported for 45% of the individuals. In addition, almost 2 in 10 (19%) individuals were ineligible for deflection because they lied to or were aggressive toward officers.

About 3 in 10 (27%) individuals were not eligible for deflection by their own choice. For example, these individuals told officers that they were not interested in treatment, did not have a substance use problem, or did not need treatment.

A small proportion (5%) of individuals were not eligible because they were in crisis, were incoherent, or needed immediate intensive care.

For 17% of individuals, officers chose not to offer deflection by their own discretion, not because of determined deflection eligibility.

Reasons why Individuals were not Offered Deflection (n=5375)	
Individual choice	1434 (27%)
Individual not interested or willing to participate in treatment	512 (10%)
Individual said that she/he did not have a substance use problem	758 (14%)
Individual said she/he did not need treatment	400 (7%)
Individual already in treatment	49 (1%)
Individual seeking services on own	35 (1%)
Individual characteristic	268 (5%)
Individual was in crisis	62 (1%)
Individual was not coherent	202 (4%)
Individual was hospitalized or taken to crisis center	33 (1%)
Individual ineligible because of type of crime or criminal history	2414 (45%)
Individual non-compliant (e.g., lied, fled, fought officers)	1045 (19%)
Not applicable	54 (1%)
Officer choice to not offer deflection	939 (17%)
Not reported	203 (4%)

Officers sometimes provided more than one reason why they did not offer deflection. Consequently, percentages sum to greater than 100%.

419 (8%) of the individuals who were not deflected were given printed information about substance misuse treatment or other resources, including the officer's business card.



Utilization of the Angel Program

Community members have not commonly initiated utilization of the Angel Program component of the Deflection Program. Only **24** community members have utilized the program on their own initiative.

11 individuals went to a TPD facility and asked for assistance getting treatment.

13 individuals approached police officers in the community and asked for assistance getting treatment.

Sixteen of these resulted in immediate transport to a treatment provider, 6 resulted in provision of provider information, and 2 resulted in arrest for existing warrants. For 18 of these incidents, officers reported the duration of the interaction. The duration varied from 15 to 120 minutes, 56.39 minutes on average.

Engagement in Substance Misuse Treatment & Related Services as a Result of the Deflection Program

Treatment & Services Provided by TPD's Main Partnering Provider

TPD relies on local treatment providers to provide physical, mental, and behavioral healthcare and related services, such as housing assistance, to the individuals that they identify through the Deflection Program as having substance use issues. Although TPD officers can transport deflected individuals to a number of different local substance misuse treatment providers, TPD's main partnering provider for the Deflection Program is CODAC Health, Recovery & Wellness, Inc. (CODAC). CODAC's main facility for receiving deflected individuals is a 24/7 integrated clinic that provides physical, mental, and behavioral healthcare and related services, including medication-assisted treatment (MAT) for opioid use disorder.

The TPD Deflection Program has been successful at assisting individuals who have substance use issues in getting needed health-related services and treatment.

As of April 30, 2020, **468 of the 524 (89.3%)** deflected individuals transported to a treatment provider were transported to CODAC.

Diagnosis information is available for **299 of the 468 (64%)** deflected individuals who were transported to CODAC. The rest of the individuals did not complete enough of CODAC's comprehensive assessment of physical, mental, and behavioral health problems and needs to be diagnosed. Reasons for not completing the assessment include, for example, leaving the CODAC facility and needing other care immediately, such as hospitalization.

As shown in the following table,

7 in 10 of the deflected individuals assessed by CODAC had an opioid use disorder.

6 in 10 of the deflected individuals assessed by CODAC had a substance use disorder, other than opioids, cannabis, and tobacco.



About 4 in 10 were diagnosed as having an opioid use disorder as well as another substance use disorder.

99% of the deflected individuals assessed by CODAC were diagnosed as having a substance abuse issue or as having a substance use disorder.

	Alcohol & Other Substances (excluding opioids, cannabis, & tobacco)			
Opioid	No diagnosis	Abuse	Disorder	Total
No diagnosis	4 (1%)	4 (1%)	62 (21%)	70 (23%)
Abuse	6 (2%)	3 (1%)	8 (3%)	17 (6%)
Disorder	96 (32%)	3 (1%)	113 (38%)	212 (71%)
Total	106 (35%)	10 (3%)	183 (61%)	299 (100%)

Starting from when deflected individuals first arrive at CODAC, they are offered different types of treatment and services to address their needs. Although the overall goal is to engage deflected individuals in long-term substance misuse treatment and related services appropriate to their needs, CODAC aims to provide as much appropriate treatment and services as possible given the duration of the individuals' time at CODAC and their engagement with CODAC.

CODAC has been successful at providing a number of different types of treatment and services to the 468 deflected individuals who were transported to CODAC.

126 (26.9%) of the deflected individuals transported to CODAC are currently in longer term substance use treatment at CODAC.

87 (18.6%) are currently engaged in CODAC's medication-assisted treatment (MAT) program for people with opioid use disorder.

274 (58.5%) received services from CODAC with **215** (78.5% of the 274) receiving more than one type of service. This service provision is detailed in the following table.

As shown in the following table, CODAC most commonly provided case management services to deflected individuals, with CODAC providing this service to 55% of the deflected individuals transported there. Other commonly provided services included consultation assessment; medical management or service; lab, radiology, and medical imaging; health promotion; and other services such as family support.



Services provided by CODAC (n = 468)	Count	Percent*
Individual did <i>not</i> receive any of the types of services listed below	184	39.3
Individual received at least one type of service listed below	274	58.5
Behavioral Health Residential Substance Use Treatment	12	2.6
Case Management	255	54.5
Consultation Assessment	181	38.7
Counseling (family, individual, group)	58	12.4
Health Promotion	93	19.9
Lab Radiology Medical Imaging	119	25.4
Medical Management/service	132	28.2
Peer Support	30	6.4
Supported Employment Service	25	5.3
Other Services (such as family support, not including transportation)	135	28.8

*Percentages are out of 468, the number of deflected individuals transported immediately to CODAC. Percentages across types of services provided sum to greater than 100% because 215 deflected individuals received more than one type of service from CODAC.

Recovery Support Services Provided by Outreach & Engagement Specialists as Part of the Outreach Component of TPD's Deflection Program

The CODAC behavioral health peer support Outreach & Engagement Specialists who co-respond with TPD SURT officers to conduct active outreach in the community to encourage people to engage in substance use treatment also provide substance abuse recovery support services. The co-responding Outreach & Engagement Specialists attempt to provide recovery support services to individuals who have been previously identified through the deflection, outreach, or self-referral components of the Deflection Program as in need of substance misuse-related recovery support and resources. Outreach & Engagement Specialists attempted to contact targeted individuals primarily through either a phone call or an in-person interaction. Regardless of whether the individual is contacted, a record is made of the attempt to contact and provide recovery support. Successful attempts are those that resulted in the provision of recovery support.

In coordination with TPD SURT officers, the co-responding Outreach & Engagement Specialists have provided a substantial amount of recovery support services, reaching individuals where they are in the community. As of April 30th 2020, there have been **717** recorded attempts to provide recovery support services.

435 (61%) of these attempts resulted in the provision of at least one recovery support service. In some cases, multiple services were provided to an individual within a single interaction, while in others only one service was provided.

257 of the attempts to provide recovery support service were unsuccessful because no contact was made. An additional **25** attempts resulted in contact with the targeted individuals with no provision of recovery support.

1027 recovery support services have been provided.



The following table shows how frequently each type of recovery support service was provided. As shown, peer support was the most commonly provided recovery support service, accounting for 33% of the 1027 recovery support services provided. Re-engagement encouragement/ support and case management were also commonly provided, accounting for 27% and 20% of the 1027 recovery support services provided, respectively.

Recovery Support Services Provided	Count	Percentage
Assessment	5	0.5%
Case Management	201	19.6%
Counseling	4	0.4%
Crisis Intervention	5	0.5%
Family Support	86	8.4%
Health Promotion (includes provision of Naloxone or Narcan)	108	10.5%
Medical Training & Support	5	0.5%
Ongoing Employment Support	3	0.3%
Peer Support	334	32.5%
Pre-Job Training	3	0.3%
Re-engagement Encouragement/Support	273	26.6%
Total	1027	100%

Individuals' Reaction to the TPD Deflection Program⁴

The Deflection Program has impacted people in different ways. Deflection Program participants have expressed positive reactions to the Deflection Program, such as gratitude for the assistance, respect, and encouragement provided by TPD officers. Here are a few examples of how the program has impacted individuals and their reactions to the program.

Ann was deflected in November 2018 when she was 30 weeks pregnant. She has been engaged in medication-assisted treatment (MAT) for her opioid use disorder ever since (18 months) and is doing well. As a result, she has reunited with her parents and is currently the primary caregiver for both of her children.

Her note to deflecting officer: *I just want to say thank you and because of you I was able to get off of the streets and go home to my parents....I have been clean and now have a relationship with my son again....I have been coming to CODAC every day. Thank you again, you changed my life tremendously.*

David, deflected in February 2019, remarked that he was pleasantly surprised that the officer offered him and the people he was with the option of treatment instead of taking them to jail. He noted that *"obviously putting us in jail is not working and treatment is better."* David received consistent MAT services through CODAC for approximately 9 months. While he is no longer engaged in MAT services, he still maintains contact with his recovery coach from CODAC and receives case management services. David has a job and is trying to maintain sobriety without

⁴ Real names of these individuals are not used in order to protect their identities.

MAT services. He states he knows that MAT services are always available to him and will access those services should he need them.

Juan, deflected in February 2019, explained that when the officer approached him and the people he was with, the intensity level was high. The officer asked about the drug paraphernalia. When Juan said that it belonged to him, the intensity level of the conversation lowered significantly and the officer began to discuss treatment options. Juan said that *“this is the first time I was not treated like a criminal. I was treated like a human.”* Juan said that it was clear from the interaction that the officer had been through training. Juan noted several times that he was *“shocked”* by the officer’s behavior because he had never been treated that way by the police before. Juan thinks that the Deflection Program will benefit the community.

Starting prior to October 2018, SURT officers started assisting Rob’s parents in trying to get Rob into substance misuse treatment. They provided information and encouragement to Rob and his parents. Rob had been using opiates and other drugs since he was a teenager. He had lost custody of his son because of his substance use and was homeless. As a result of officers’ continued encouragement and assistance, Rob engaged in MAT for his opioid use disorder between October 2018 and May of 2019. As is common in the pathway to lifelong recovery, Rob experienced relapse. However, since his relapse, he has re-engaged in treatment and is currently receiving MAT services through CODAC. Rob wants to do what he can to help TPD help others like they helped him.

Jason, deflected in July 2020, explained that he had an encounter with a SURT police officer and a CODAC Outreach & Engagement Specialist co-responder. He stated that the police were great. They explained that they were there to help connect him to services. He knew he had a felony warrant that he had been meaning to address. He said the officers explained that they had to arrest him on that warrant, but they would deflect the current charges of possession and paraphernalia. He said he completely understood why they had to arrest him. He said it was *“really cool”* of them to deflect his other charges. He didn’t believe it would happen because in the past he has had trust issues with police. He said he was grateful to them for being so supportive and honest with him. They were more focused on his health and wellbeing than on charging him for having a meth pipe. Jason also spoke very highly of the CODAC Outreach & Engagement Specialist.

Alexis and Joshua are a couple and they were deflected at the same time in June 2020. They had been in and out of treatment in the past. They stated that the deflection was the *“push they needed”* to get them back into MAT treatment and they are grateful to the officers who deflected them.

Tina was deflected and brought to CODAC in December of 2018. At the time, prior to treatment, Tina was pregnant, had two other children, and was unemployed. Tina started receiving MAT services and was able to find employment. Because of her early job hours, Tina had to go to CODAC every morning at 5:00 am to receive her MAT medication. Tina is still receiving MAT services currently, 5 months later. Tina’s dedication not only to her work and children but to coming to CODAC every day to receive her medication is a testament to how positively people’s lives are affected by the Deflection Program.



RECOMMENDATIONS

These preliminary research findings suggest a few recommendations.

The TPD Deflection Program has been successful at identifying individuals with substance use issues and individuals willing to consider treatment, as well as at encouraging them to get treatment. This success can be maintained and, perhaps, improved with...

Periodic messaging from TPD leadership encouraging utilization of the Deflection Program.

Periodic training for all officers in support of the utilization of the Deflection Program, including training regarding TPD protocol for utilizing the program and reporting program utilization as well as training regarding research-informed, effective techniques and tools specific to encouraging people to consider seeking healthcare and changing their health-related behavior.

Identifying and addressing barriers to officer utilization of the Deflection Program.

Increased promotion of the Deflection Program within the community, particularly targeting messaging to friends and family of individuals struggling with substance use issues emphasizing TPD's role via the Deflection Program as facilitators in getting individuals with substance use issues engaged in appropriate healthcare as opposed to arresting them.

The TPD Deflection Program has been successful at assisting individuals who have substance use issues in getting needed health-related services and treatment. This success can be maintained and, perhaps, improved by...

Identifying and addressing barriers to immediately transporting deflected individuals to a treatment provider.

Developing a way to coordinate follow-up with deflected individuals who agreed to deflection but were not immediately transported to a treatment provider soon after their deflection to encourage them to connect with a treatment provider.

Continue to implement the law enforcement/behavioral health co-responder approach to provide recovery support services in the community and to encourage engagement/re-engagement and retention in substance misuse treatment and related services.

LIMITATIONS

It is important to note that these are preliminary research findings related to the impact of TPD's Deflection Program. These findings reflect the measured impact of the program during an 18-month period starting four months after the implementation of the program. Impact of the program may change over time for a number of reasons, including TPD officers gaining more training and experience with deflection and encouraging people to consider substance misuse



treatment. Furthermore, the preliminary findings present a limited understanding of the causal impact of the Deflection Program on engagement in substance misuse treatment and related services. The findings indicate the number of deflected people who received treatment or services from CODAC after being deflected. However, based on these data, we do not know how many of these people would have received treatment or services from CODAC if they had not been deflected. Once we have data showing the number of people who were arrested or cited instead of deflected who received treatment and services from CODAC, we can compare these two groups and determine if the Deflection Program leads to greater engagement in treatment and services compared to arrest or citation. A related limitation of the findings is that we do not know how many deflected individuals are receiving treatment and services from a provider other than CODAC. Thus, the findings related to engagement in treatment and services likely underrepresents the total number of deflected individuals who engaged in treatment or services after they were deflected.

CONCLUSION

The Deflection Program has been successful at identifying individuals with substance use problems and connecting them with treatment providers. These efforts have resulted in a significant number of individuals getting substance misuse treatment and related services, including recovery support services.



DEFINITIONS

Field officers: Officers who spend the majority of their time in the community responding to calls for service and providing for public safety by maintaining order, responding to emergencies, protecting people and property, enforcing motor vehicle and criminal laws, and promoting good community relations. They are also commonly referred to as patrol officers.

Healthcare supportive service: Services provided by medical and behavioral health providers to address healthcare needs.

Medication-assisted treatment (commonly referred to as MAT): MAT is the use of medication in combination with counseling and behavioral therapies to treat substance addiction that can help people sustain recovery.

Opioid use disorder: This is a problematic pattern of opioid use that leads to serious impairment or distress.

Recovery support services: These are services that help to support a person in recovery of substance or alcohol addiction to stay in or re-engage in recovery. They include, for example, case management services, counseling, health promotion, encouragement to engage in treatment, and peer support.

Substance misuse treatment: This refers to behavioral health treatment for substance use issues.

Substance use disorder: This is a problematic pattern of substance and or alcohol use that leads to serious impairment or distress.

Substance use issues or problems: This is a general term to refer to any substance use issues including issues with any type of substance or alcohol. This term does not indicate the nature, severity, or intensity of the issues.

Treatment provider: We use this term in this report to refer to a behavioral healthcare provider who provides a combination of counseling, behavioral and medication therapies to treat substance addiction.



ACKNOWLEDGEMENTS

The authors thank the Tucson Police Department (TPD), CODAC Health, Recovery & Wellness, Inc., and Pima County Administration Criminal Justice Reform Unit for their assistance and contributions to the evaluation of the Deflection Program. We also thank the Substance Abuse and Mental Health Services Administration (SAMHSA) and Arnold Ventures for their generous support, without which this project would not have been possible. We appreciate all of the efforts of Assistant Chief Kevin Hall of TPD, Sergeant Ericka Stropka of TPD, the TPD field officers, TPD SURT officers, Dan Barden of CODAC, CODAC behavioral health co-responders, all other CODAC staff, the invaluable research team – Tamara Sargus, Fedora Preston-Haynes, and Dora Bezies-Lopez—and Pima County Administration, their Criminal Justice Reform Unit, and Mayra Ramos of the Criminal Justice Reform Unit.

The collection of the data utilized for this report was supported by the SAMHSA Center for Substance Abuse Treatment (Grant Number H79TI081559 awarded to Pima County) and by Arnold Ventures. The data analysis and creation of this report was supported by Arnold Ventures.

The opinions, findings, conclusions, and recommendations expressed here are the authors' and do not necessarily reflect the views of Arnold Ventures nor represent the official policies of SAMHSA; nor does mention of trade names, commercial practices, or organizations imply endorsement by the U.S. Government.



REFERENCES

Arizona Department of Health Services (ADHS; 2017). 2016 Arizona opioid report. Retrieved from azhealth.gov/opioid

ADHS (2018). Arizona opioid emergency response-June 2017 to June 2018. ADHS. Retrieved from azhealth.gov/opioid

Hedegaard, H., Warner, M., and Miniño, A. (2017). Drug Overdose Deaths in the United States, 1999–2016. CDC. Retrieved from cdc.gov/nchs/products/databriefs/db294.htm

National Safety Council (2017, Nov. 8). 1 in 4 Americans directly impacted by opioid misuse. Retrieved from National Safety Council at nsc.org/Connect/NSCNewsReleases

National Safety Council (2018). Prescription Nation 2018. National Safety Council. Retrieved from <https://www.nsc.org/home-safety/safety-topics/opioids/prescription-nation>

Police Assisted Addiction & Recovery Initiative (PAARI; 2016). Annual report. PAARI. Retrieved from <https://paariusa.org/about-us/annual-report/>

Puntis, S., Perfect, D., Kirubarajan, A., Bolton, S., Davies, F., Hayes, A., Harriss, E., & Molodynski, A. (2018). *BMC Psychiatry*, 18, 256-266.

SAMHSA, (2017, Sept.). Results from the 2016 National Survey on Drug Use and Health: Detailed Tables. Retrieved Feb. 6, 2018 from samhsa.gov/data/sites/default/files/NSDUH-DetTabs-2016/NSDUH-DetTabs-2016.htm#tab4-4B

TASC, Center for Health & Justice (2017). Excerpt Pre-arrest diversion/deflection frameworks: A decision making tool for police leaders. TASC. Retrieved from <http://www2.centerforhealthandjustice.org/content/pub/pre-arrest-diversion-frameworks-decision-making-tool-police-leaders>.

White, C., & Weisburd, D. (2017). A co-responder model for policing mental health problems at crime hot spots: Findings from a pilot project. *Policing*, 12, 194-209.

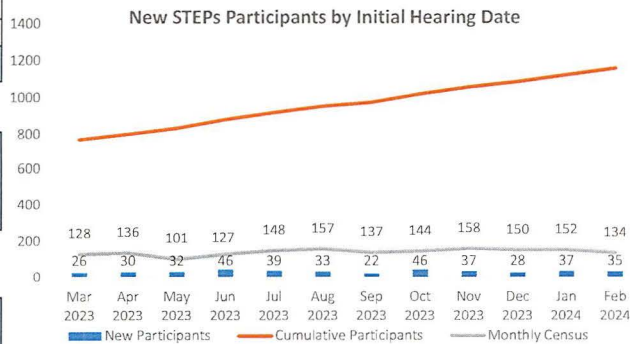
Program Enrollment Highlights (Initial SMRT Court Hearing Dates 3/1/2021 - 2/29/2024)

# STEPs Offered	1,158
# STEPs Accepted	1,157
Acceptance Rate	99.9%

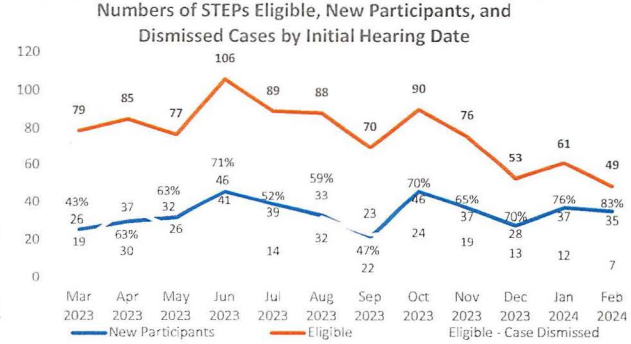
# SMRT/STEPS Defendants Housed Through BJA Grant	16
--	----

Mean Age* of Active Cases at End of Reporting Month	97
---	----

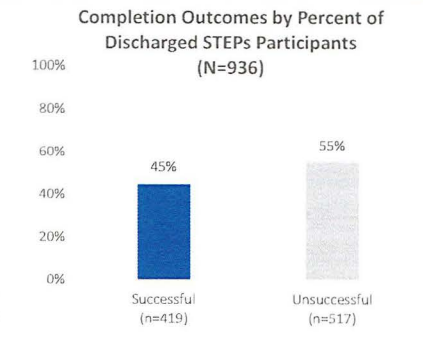
Median Age* of Active Cases at End of Reporting Month	83
---	----



*Mean and Median Age are calculated in days from case filing date to report end date.

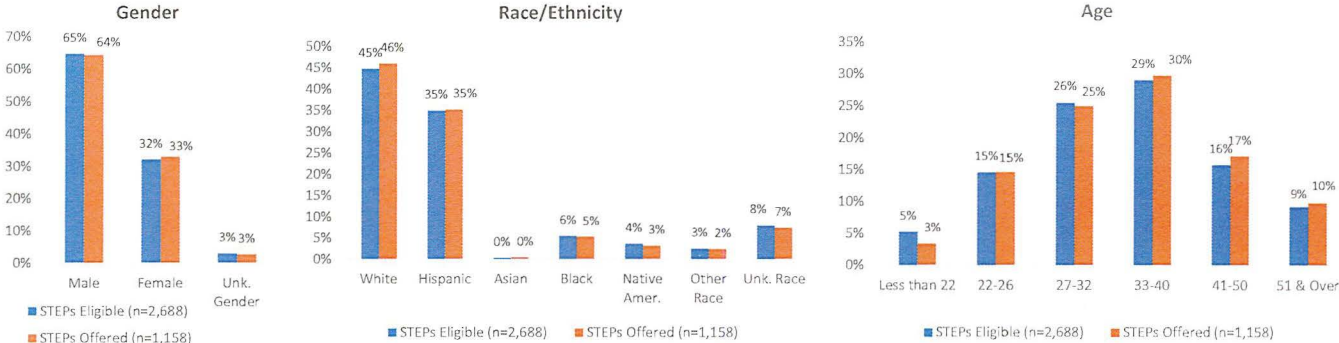


'Eligible - Case Dismissed' reflects STEPs eligible individuals who had their case dismissed at their SMRT hearing. The percentage displays the number of eligible who became participants excluding those with their case dismissed.



Deceased participants and participants otherwise neutrally exited are excluded from the denominator.

Demographics by Percentage



Questions should be directed to Gil Bensinger at gbensinger@sc.pima.gov.

Population: Initial SMRT Court Hearing Dates 3/1/2021 - 2/29/2024		Total	Male	Female	Unk. Gender	White	Hispanic	Asian	Black	Native Amer.	Other Race	Unk. Race	Less than 22	22-26	27-32	33-40	41-50	51 & Over
SMRT/STEPS @ Jail	1. # felony IAs	28,568	21,933	5,679	956	9,748	11,239	158	2,909	1,439	738	2,337	2,123	4,081	6,660	7,831	4,918	2,955
	2. # of defendants eligible for SMRT at IA	3,999	2,834	1,067	98	1,732	1,471	15	280	149	108	244	154	507	962	1,233	704	437
	3. # of SMRT defendants released at IA	3,126	2,150	882	94	1,384	1,112	12	202	99	82	235	124	376	754	947	565	360
	4. # of SMRT defendants housed through BJA grant	16	10	6	0	12	1	0	0	0	1	2	0	0	5	4	4	3
SMRT/STEPS @ Court	5. # of SMRT defendants housed through BJA grant showing up to Initial SMRT Court Hearing	13	9	4	0	10	1	0	0	0	0	2	0	0	4	3	3	3
	6. # of defendants potentially eligible for STEPs prior to PCAO discretion	2,688	1,741	865	82	1,205	941	10	148	99	69	216	143	395	689	784	427	250
	7. # of STEPs eligible defendants with cases dismissed at SMRT Court	704	452	226	26	304	241	3	40	33	20	63	55	107	168	195	121	58
	8. # of STEPs eligible defendants showing up to Initial SMRT Court Hearing	1,388	897	449	42	645	486	6	64	47	35	105	61	205	344	401	236	141
STEPS @ Program	9. # of defendants offered STEPs	1,158	746	381	31	533	408	5	61	37	28	86	40	170	290	345	199	114
	10. # of defendants accepting STEPs offer	1,157	746	380	31	533	407	5	61	37	28	86	40	170	290	344	199	114
	11. # of new program participants (PP) enrolled into STEPs	1,157	746	380	31	533	407	5	61	37	28	86	40	170	290	344	199	114
	12. # of STEPs PP entered into clinical track	932	580	324	28	442	312	5	49	23	27	74	35	130	236	272	170	89
STEPS @ Discharge	13. # of STEPs PP entered into non-clinical track	58	41	16	1	21	27	0	3	1	0	6	2	6	11	16	9	14
	14. # of STEPs PP pending assessment for clinical or non-clinical track	167	125	40	2	70	68	0	9	13	1	6	3	34	43	56	20	11
	15. # of STEPs PP who showed up to a partner service provider*	154	91	59	4	75	53	1	6	1	2	16	5	22	44	38	30	15
	16. Total # of STEPs PP discharged**	1,023	657	337	29	475	358	5	54	33	26	72	35	153	256	298	178	103
Case Age @ Dismissal ****	17. # of STEPs PP successfully completed (graduated)	419	259	143	17	196	134	1	23	10	14	41	10	53	97	109	87	63
	18. # of STEPs PP exited unsuccessfully	517	336	170	11	243	189	4	27	17	9	28	21	89	137	163	73	34
	19. # of STEPs PP exited neutrally	24	18	6	0	13	6	0	1	2	1	1	0	1	9	9	4	1
	20. # of STEPs PP exited due to being in program for more than 120 days	57	38	18	1	20	26	0	3	4	2	2	4	8	13	16	13	3
	21. # of STEPs PP deceased	6	6	0	0	3	3	0	0	0	0	0	0	2	0	1	1	2
	22. # of STEPs PP dismissed within 30 days or less	9	4	4	1	5	1	0	0	1	1	1	0	2	2	3	0	2
	23. # of STEPs PP dismissed within 31 to 60 days	104	64	34	6	47	36	0	4	3	1	13	9	15	22	30	13	15
	24. # of STEPs PP dismissed within 61 to 90 days	232	166	63	3	115	83	0	12	7	4	11	7	30	67	74	33	21
	25. # of STEPs PP dismissed within 91 to 120 days	210	135	70	5	98	78	1	10	4	4	15	4	31	60	61	39	15
	26. # of STEPs PP dismissed after 121 days or more	434	266	154	14	196	144	4	28	16	14	32	14	72	95	119	87	47

Demographics by Percentages

SMRT/STEPS @ Jail	1. # felony IAs	28,568	77%	20%	3%	34%	39%	1%	10%	5%	3%	8%	7%	14%	23%	27%	17%	10%
	2. # of defendants eligible for SMRT at IA	3,999	71%	27%	2%	43%	37%	0%	7%	4%	3%	6%	4%	13%	24%	31%	18%	11%
	3. # of SMRT defendants released at IA	3,126	69%	28%	3%	44%	36%	0%	6%	3%	3%	8%	4%	12%	24%	30%	18%	12%
	4. # of SMRT defendants housed through BJA grant	16	63%	38%	0%	75%	6%	0%	0%	0%	6%	13%	0%	0%	31%	25%	19%	19%
SMRT/STEPS @ Court	5. # of SMRT defendants housed through BJA grant showing up to Initial SMRT Court Hearing	13	69%	31%	0%	77%	8%	0%	0%	0%	0%	15%	0%	0%	31%	23%	23%	23%
	6. # of defendants potentially eligible for STEPs prior to PCAO discretion	2,688	65%	32%	3%	45%	35%	0%	6%	4%	3%	8%	5%	15%	26%	29%	16%	9%
	7. # of STEPs eligible defendants with cases dismissed at SMRT Court	704	64%	32%	4%	43%	34%	0%	6%	5%	3%	9%	8%	15%	24%	28%	17%	8%
	8. # of STEPs eligible defendants showing up to Initial SMRT Court Hearing	1,388	65%	32%	3%	46%	35%	0%	5%	3%	3%	8%	4%	15%	25%	29%	17%	10%
STEPS @ Program	9. # of defendants offered STEPs	1,158	64%	33%	3%	46%	35%	0%	5%	3%	2%	7%	3%	15%	25%	30%	17%	10%
	10. # of defendants accepting STEPs offer	1,157	64%	33%	3%	46%	35%	0%	5%	3%	2%	7%	3%	15%	25%	30%	17%	10%
	11. # of new program participants (PP) enrolled into STEPs	1,157	64%	33%	3%	46%	35%	0%	5%	3%	2%	7%	3%	15%	25%	30%	17%	10%
	12. # of STEPs PP entered into clinical track	932	62%	35%	3%	47%	33%	1%	5%	2%	3%	8%	4%	14%	25%	29%	18%	10%
STEPS @ Discharge	13. # of STEPs PP entered into non-clinical track	58	71%	28%	2%	36%	47%	0%	5%	2%	0%	10%	3%	10%	19%	28%	16%	24%
	14. # of STEPs PP pending assessment for clinical or non-clinical track	167	75%	24%	1%	42%	41%	0%	5%	8%	1%	4%	2%	20%	26%	34%	12%	7%
	15. # of STEPs PP who showed up to a partner service provider*	154	59%	38%	3%	49%	34%	1%	4%	1%	1%	10%	3%	14%	29%	25%	19%	10%
	16. Total # of STEPs PP discharged**	1,023	64%	33%	3%	46%	35%	0%	5%	3%	3%	7%	3%	15%	25%	29%	17%	10%
Case Age @ Dismissal ****	17. # of STEPs PP successfully completed (graduated)	419	62%	34%	4%	47%	32%	0%	5%	2%	3%	10%	2%	13%	23%	26%	21%	15%
	18. # of STEPs PP exited unsuccessfully	517	65%	33%	2%	47%	37%	1%	5%	3%	2%	5%	4%	17%	26%	32%	14%	7%
	19. # of STEPs PP exited neutrally	24	75%	25%	0%	54%	25%	0%	4%	8%	4%	4%	0%	4%	38%	38%	17%	4%
	20. # of STEPs PP in program for more than 120 days	57	67%	32%	2%	35%	46%	0%	5%	7%	4%	4%	7%	14%	23%	28%	23%	5%
	21. # of STEPs PP deceased	6	100%	0%	0%	50%	50%	0%	0%	0%	0%	0%	0%	33%	0%	17%	17%	33%
	22. # of STEPs PP dismissed within 30 days or less	9	44%	44%	11%	56%	11%	0%	0%	11%	11%	11%	0%	22%	22%	33%	0%	22%
	23. # of STEPs PP dismissed within 31 to 60 days	104	62%	33%	6%	45%	35%	0%	4%	3%	1%	13%	9%	14%	21%	29%	13%	14%
	24. # of STEPs PP dismissed within 61 to 90 days	232	72%	27%	1%	50%	36%	0%	5%	3%	2%	5%	3%	13%	29%	32%	14%	9%
	25. # of STEPs PP dismissed within 91 to 120 days	210	64%	33%	2%	47%	37%	0%	5%	2%	2%	7%	2%	15%	29%	29%	19%	7%
	26. # of STEPs PP dismissed after 121 days or more	434	61%	35%	3%	45%	33%	1%	6%	4%	3%	7%	3%	17%	22%	27%	20%	11%

* At least 17 participants were referred to a service provider outside of the partners.

** Discharge is reported in aggregate only, not monthly.

*** Data regarding the number of Felony IAs for minors is currently unavailable.

**** Case Age is calculated from case filing date to termination date.

Population: Initial SMRT Court Hearing Dates in September 2022		Total	Male	Female	Unk. Gender	White	Hispanic	Asian	Black	Native Amer.	Other Race	Unk. Race	Less than 22	22-26	27-32	33-40	41-50	51 & Over
SMRT/STEPS @ Jail	1. # felony IAs	863	619	218	26	311	342	3	86	43	29	49	47	118	217	243	143	95
	2. # of defendants eligible for SMRT at IA	165	114	49	2	70	63	2	15	6	5	4	3	24	40	50	29	19
	3. # of SMRT defendants released at IA	121	83	36	2	56	42	2	10	5	2	4	3	16	35	37	19	11
	4. # of SMRT defendants housed through BJA grant	0	0	0	0	0	0	0	0	0	0	0	0	0	0	0	0	0
SMRT/STEPS @ Court	5. # of SMRT defendants housed through BJA grant showing up to Initial SMRT Court Hearing	0	0	0	0	0	0	0	0	0	0	0	0	0	0	0	0	0
	6. # of defendants potentially eligible for STEPs prior to PCAO discretion	115	72	42	1	47	49	2	9	3	3	2	3	17	31	38	16	10
	7. # of STEPs eligible defendants with cases dismissed at SMRT Court	27	19	7	1	11	11	1	2	0	1	1	2	3	10	4	6	2
	8. # of STEPs eligible defendants showing up to Initial SMRT Court Hearing	56	36	20	0	21	24	2	5	2	2	0	1	9	14	16	10	6
	9. # of defendants offered STEPs	47	28	19	0	20	18	1	4	2	2	0	0	8	11	16	6	6
STEPS @ Program	10. # of defendants accepting STEPs offer	47	28	19	0	20	18	1	4	2	2	0	0	8	11	16	6	6
	11. # of new program participants (PP) enrolled into STEPs	47	28	19	0	20	18	1	4	2	2	0	0	8	11	16	6	6
	12. # of STEPs PP entered into clinical track	37	23	14	0	14	15	1	3	2	2	0	0	4	11	12	6	4
	13. # of STEPs PP entered into non-clinical track	1	0	1	0	0	0	0	1	0	0	0	0	0	0	1	0	0
	14. # of STEPs PP pending assessment for clinical or non-clinical track	9	5	4	0	6	3	0	0	0	0	0	0	4	0	3	0	2
	15. # of STEPs PP who showed up to a partner service provider*	5	1	4	0	2	2	0	1	0	0	0	0	0	2	1	2	0

Demographics by Percentages

SMRT/STEPS @ Jail	1. # felony IAs	863	72%	25%	3%	36%	40%	0%	10%	5%	3%	6%	5%	14%	25%	28%	17%	11%
	2. # of defendants eligible for SMRT at IA	165	69%	30%	1%	42%	38%	1%	9%	4%	3%	2%	2%	15%	24%	30%	18%	12%
	3. # of SMRT defendants released at IA	121	69%	30%	2%	46%	35%	2%	8%	4%	2%	3%	2%	13%	29%	31%	16%	9%
	4. # of SMRT defendants housed through BJA grant	0	0%	0%	0%	0%	0%	0%	0%	0%	0%	0%	0%	0%	0%	0%	0%	0%
SMRT/STEPS @ Court	5. # of SMRT defendants housed through BJA grant showing up to Initial SMRT Court Hearing	0	0%	0%	0%	0%	0%	0%	0%	0%	0%	0%	0%	0%	0%	0%	0%	0%
	6. # of defendants potentially eligible for STEPs prior to PCAO discretion	115	63%	37%	1%	41%	43%	2%	8%	3%	3%	2%	3%	15%	27%	33%	14%	9%
	7. # of STEPs eligible defendants with cases dismissed at SMRT Court	27	70%	26%	4%	41%	41%	4%	7%	0%	4%	4%	7%	11%	37%	15%	22%	7%
	8. # of STEPs eligible defendants showing up to Initial SMRT Court Hearing	56	64%	36%	0%	38%	43%	4%	9%	4%	4%	0%	2%	16%	25%	29%	18%	11%
	9. # of defendants offered STEPs	47	60%	40%	0%	43%	38%	2%	9%	4%	4%	0%	0%	17%	23%	34%	13%	13%
STEPS @ Program	10. # of defendants accepting STEPs offer	47	60%	40%	0%	43%	38%	2%	9%	4%	4%	0%	0%	17%	23%	34%	13%	13%
	11. # of new program participants (PP) enrolled into STEPs	47	60%	40%	0%	43%	38%	2%	9%	4%	4%	0%	0%	17%	23%	34%	13%	13%
	12. # of STEPs PP entered into clinical track	37	62%	38%	0%	38%	41%	3%	8%	5%	5%	0%	0%	11%	30%	32%	16%	11%
	13. # of STEPs PP entered into non-clinical track	1	0%	100%	0%	0%	0%	0%	100%	0%	0%	0%	0%	0%	0%	100%	0%	0%
	14. # of STEPs PP pending assessment for clinical or non-clinical track	9	56%	44%	0%	67%	33%	0%	0%	0%	0%	0%	0%	44%	0%	33%	0%	22%
	15. # of STEPs PP who showed up to a partner service provider*	5	20%	80%	0%	40%	40%	0%	20%	0%	0%	0%	0%	0%	40%	20%	40%	0%

Population: Initial SMRT Court Hearing Dates in August 2022		Total	Male	Female	Unk. Gender	White	Hispanic	Asian	Black	Native Amer.	Other Race	Unk. Race	Less than 22	22-26	27-32	33-40	41-50	51 & Over
SMRT/STEPS @ Jail	1. # felony IAs	880	686	169	25	311	333	5	110	47	20	54	67	129	186	231	176	91
	2. # of defendants eligible for SMRT at IA	162	124	34	4	74	53	0	12	6	5	12	4	27	38	49	32	12
	3. # of SMRT defendants released at IA	131	97	30	4	61	41	0	10	4	3	12	2	21	29	40	28	11
	4. # of SMRT defendants housed through BJA grant	0	0	0	0	0	0	0	0	0	0	0	0	0	0	0	0	0
SMRT/STEPS @ Court	5. # of SMRT defendants housed through BJA grant showing up to Initial SMRT Court Hearing	0	0	0	0	0	0	0	0	0	0	0	0	0	0	0	0	0
	6. # of defendants potentially eligible for STEPs prior to PCAO discretion	119	86	30	3	56	38	0	7	5	2	11	4	20	35	32	24	4
	7. # of STEPs eligible defendants with cases dismissed at SMRT Court	28	15	12	1	11	11	0	1	1	1	3	3	4	9	5	6	1
	8. # of STEPs eligible defendants showing up to Initial SMRT Court Hearing	62	52	10	0	29	24	0	2	2	0	5	1	13	20	14	14	0
	9. # of defendants offered STEPs	46	36	10	0	25	15	0	2	2	0	2	0	7	17	13	9	0
	10. # of defendants accepting STEPs offer	46	36	10	0	25	15	0	2	2	0	2	0	7	17	13	9	0
STEPS @ Program	11. # of new program participants (PP) enrolled into STEPs	46	36	10	0	25	15	0	2	2	0	2	0	7	17	13	9	0
	12. # of STEPs PP entered into clinical track	42	33	9	0	22	14	0	2	2	0	2	0	7	15	11	9	0
	13. # of STEPs PP entered into non-clinical track	2	2	0	0	1	1	0	0	0	0	0	0	0	1	1	0	0
	14. # of STEPs PP pending assessment for clinical or non-clinical track	2	1	1	0	2	0	0	0	0	0	0	0	0	1	1	0	0
	15. # of STEPs PP who showed up to a partner service provider*	3	3	0	0	2	1	0	0	0	0	0	0	0	1	1	1	0

Demographics by Percentages

SMRT/STEPS @ Jail	1. # felony IAs	880	78%	19%	3%	35%	38%	1%	13%	5%	2%	6%	8%	15%	21%	26%	20%	10%
	2. # of defendants eligible for SMRT at IA	162	77%	21%	2%	46%	33%	0%	7%	4%	3%	7%	2%	17%	23%	30%	20%	7%
	3. # of SMRT defendants released at IA	131	74%	23%	3%	47%	31%	0%	8%	3%	2%	9%	2%	16%	22%	31%	21%	8%
	4. # of SMRT defendants housed through BJA grant	0	0%	0%	0%	0%	0%	0%	0%	0%	0%	0%	0%	0%	0%	0%	0%	0%
SMRT/STEPS @ Court	5. # of SMRT defendants housed through BJA grant showing up to Initial SMRT Court Hearing	0	0%	0%	0%	0%	0%	0%	0%	0%	0%	0%	0%	0%	0%	0%	0%	0%
	6. # of defendants potentially eligible for STEPs prior to PCAO discretion	119	72%	25%	3%	47%	32%	0%	6%	4%	2%	9%	3%	17%	29%	27%	20%	3%
	7. # of STEPs eligible defendants with cases dismissed at SMRT Court	28	54%	43%	4%	39%	39%	0%	4%	4%	4%	11%	11%	14%	32%	18%	21%	4%
	8. # of STEPs eligible defendants showing up to Initial SMRT Court Hearing	62	84%	16%	0%	47%	39%	0%	3%	3%	0%	8%	2%	21%	32%	23%	23%	0%
	9. # of defendants offered STEPs	46	78%	22%	0%	54%	33%	0%	4%	4%	0%	4%	0%	15%	37%	28%	20%	0%
	10. # of defendants accepting STEPs offer	46	78%	22%	0%	54%	33%	0%	4%	4%	0%	4%	0%	15%	37%	28%	20%	0%
STEPS @ Program	11. # of new program participants (PP) enrolled into STEPs	46	78%	22%	0%	54%	33%	0%	4%	4%	0%	4%	0%	15%	37%	28%	20%	0%
	12. # of STEPs PP entered into clinical track	42	79%	21%	0%	52%	33%	0%	5%	5%	0%	5%	0%	17%	36%	26%	21%	0%
	13. # of STEPs PP entered into non-clinical track	2	100%	0%	0%	50%	50%	0%	0%	0%	0%	0%	0%	0%	50%	50%	0%	0%
	14. # of STEPs PP pending assessment for clinical or non-clinical track	2	50%	50%	0%	100%	0%	0%	0%	0%	0%	0%	0%	0%	50%	50%	0%	0%
	15. # of STEPs PP who showed up to a partner service provider*	3	100%	0%	0%	67%	33%	0%	0%	0%	0%	0%	0%	0%	33%	33%	33%	0%

Population: Initial SMRT Court Hearing Dates in July 2022		Total	Male	Female	Unk. Gender	White	Hispanic	Asian	Black	Native Amer.	Other Race	Unk. Race	Less than 22	22-26	27-32	33-40	41-50	51 & Over
SMRT/STEPS @ Jail	1. # felony IAs	819	624	177	18	288	319	6	79	52	28	47	69	104	176	236	141	93
	2. # of defendants eligible for SMRT at IA	126	86	36	4	63	41	0	6	3	4	9	4	12	26	48	22	14
	3. # of SMRT defendants released at IA	104	69	31	4	50	35	0	5	1	4	9	4	11	21	37	18	13
	4. # of SMRT defendants housed through BJA grant	0	0	0	0	0	0	0	0	0	0	0	0	0	0	0	0	0
SMRT/STEPS @ Court	5. # of SMRT defendants housed through BJA grant showing up to Initial SMRT Court Hearing	0	0	0	0	0	0	0	0	0	0	0	0	0	0	0	0	0
	6. # of defendants potentially eligible for STEPs prior to PCAO discretion	85	54	27	4	46	21	0	4	1	4	9	4	10	18	33	13	7
	7. # of STEPs eligible defendants with cases dismissed at SMRT Court	17	14	1	2	8	3	0	0	0	1	5	1	3	2	8	1	2
	8. # of STEPs eligible defendants showing up to Initial SMRT Court Hearing	43	29	14	0	29	9	0	1	0	1	3	1	6	9	14	8	5
	9. # of defendants offered STEPs	38	24	14	0	24	10	0	1	0	2	1	1	5	9	13	6	4
	10. # of defendants accepting STEPs offer	38	24	14	0	24	10	0	1	0	2	1	1	5	9	13	6	4
STEPS @ Program	11. # of new program participants (PP) enrolled into STEPs	38	24	14	0	24	10	0	1	0	2	1	1	5	9	13	6	4
	12. # of STEPs PP entered into clinical track	32	19	13	0	19	9	0	1	0	2	1	1	5	8	11	4	3
	13. # of STEPs PP entered into non-clinical track	1	0	1	0	1	0	0	0	0	0	0	0	0	0	0	1	0
	14. # of STEPs PP pending assessment for clinical or non-clinical track	5	5	0	0	4	1	0	0	0	0	0	0	0	1	2	1	1
	15. # of STEPs PP who showed up to a partner service provider*	6	4	2	0	4	1	0	0	0	0	1	0	0	3	3	0	0

Demographics by Percentages

SMRT/STEPS @ Jail	1. # felony IAs	819	76%	22%	2%	35%	39%	1%	10%	6%	3%	6%	8%	13%	21%	29%	17%	11%
	2. # of defendants eligible for SMRT at IA	126	68%	29%	3%	50%	33%	0%	5%	2%	3%	7%	3%	10%	21%	38%	17%	11%
	3. # of SMRT defendants released at IA	104	66%	30%	4%	48%	34%	0%	5%	1%	4%	9%	4%	11%	20%	36%	17%	13%
	4. # of SMRT defendants housed through BJA grant	0	0%	0%	0%	0%	0%	0%	0%	0%	0%	0%	0%	0%	0%	0%	0%	0%
SMRT/STEPS @ Court	5. # of SMRT defendants housed through BJA grant showing up to Initial SMRT Court Hearing	0	0%	0%	0%	0%	0%	0%	0%	0%	0%	0%	0%	0%	0%	0%	0%	0%
	6. # of defendants potentially eligible for STEPs prior to PCAO discretion	85	64%	32%	5%	54%	25%	0%	5%	1%	5%	11%	5%	12%	21%	39%	15%	8%
	7. # of STEPs eligible defendants with cases dismissed at SMRT Court	17	82%	6%	12%	47%	18%	0%	0%	0%	6%	29%	6%	18%	12%	47%	6%	12%
	8. # of STEPs eligible defendants showing up to Initial SMRT Court Hearing	43	67%	33%	0%	67%	21%	0%	2%	0%	2%	7%	2%	14%	21%	33%	19%	12%
	9. # of defendants offered STEPs	38	63%	37%	0%	63%	26%	0%	3%	0%	5%	3%	3%	13%	24%	34%	16%	11%
	10. # of defendants accepting STEPs offer	38	63%	37%	0%	63%	26%	0%	3%	0%	5%	3%	3%	13%	24%	34%	16%	11%
STEPS @ Program	11. # of new program participants (PP) enrolled into STEPs	38	63%	37%	0%	63%	26%	0%	3%	0%	5%	3%	3%	13%	24%	34%	16%	11%
	12. # of STEPs PP entered into clinical track	32	59%	41%	0%	59%	28%	0%	3%	0%	6%	3%	3%	16%	25%	34%	13%	9%
	13. # of STEPs PP entered into non-clinical track	1	0%	100%	0%	100%	0%	0%	0%	0%	0%	0%	0%	0%	0%	0%	100%	0%
	14. # of STEPs PP pending assessment for clinical or non-clinical track	5	100%	0%	0%	80%	20%	0%	0%	0%	0%	0%	0%	0%	20%	40%	20%	20%
	15. # of STEPs PP who showed up to a partner service provider*	6	67%	33%	0%	67%	17%	0%	0%	0%	0%	17%	0%	0%	50%	50%	0%	0%

Population: Initial SMRT Court Hearing Dates in June 2022		Total	Male	Female	Unk. Gender	White	Hispanic	Asian	Black	Native Amer.	Other Race	Unk. Race	Less than 22	22-26	27-32	33-40	41-50	51 & Over
SMRT/STEPS @ Jail	1. # felony IAs	784	604	149	31	284	298	4	82	45	21	50	67	100	200	208	146	63
	2. # of defendants eligible for SMRT at IA	121	84	36	1	50	57	0	4	2	2	6	6	14	39	36	18	8
	3. # of SMRT defendants released at IA	103	68	34	1	44	46	0	4	1	2	6	5	9	34	30	18	7
	4. # of SMRT defendants housed through BJA grant	0	0	0	0	0	0	0	0	0	0	0	0	0	0	0	0	0
SMRT/STEPS @ Court	5. # of SMRT defendants housed through BJA grant showing up to Initial SMRT Court Hearing	0	0	0	0	0	0	0	0	0	0	0	0	0	0	0	0	0
	6. # of defendants potentially eligible for STEPs prior to PCAO discretion	80	49	31	0	39	31	0	2	2	2	4	6	10	26	22	10	6
	7. # of STEPs eligible defendants with cases dismissed at SMRT Court	19	11	8	0	11	7	0	0	0	0	1	2	1	7	6	1	2
	8. # of STEPs eligible defendants showing up to Initial SMRT Court Hearing	43	21	22	0	23	16	0	0	0	2	2	4	4	13	11	6	5
	9. # of defendants offered STEPs	27	17	10	0	12	12	0	1	0	1	1	2	3	8	5	6	3
	10. # of defendants accepting STEPs offer	27	17	10	0	12	12	0	1	0	1	1	2	3	8	5	6	3
STEPS @ Program	11. # of new program participants (PP) enrolled into STEPs	27	17	10	0	12	12	0	1	0	1	1	2	3	8	5	6	3
	12. # of STEPs PP entered into clinical track	19	11	8	0	10	6	0	1	0	1	1	2	0	7	3	4	3
	13. # of STEPs PP entered into non-clinical track	4	2	2	0	1	3	0	0	0	0	0	0	1	1	0	2	0
	14. # of STEPs PP pending assessment for clinical or non-clinical track	4	4	0	0	1	3	0	0	0	0	0	0	2	0	2	0	0
	15. # of STEPs PP who showed up to a partner service provider*	4	4	0	0	1	3	0	0	0	0	0	1	0	1	1	1	0

Demographics by Percentages

SMRT/STEPS @ Jail	1. # felony IAs	784	77%	19%	4%	36%	38%	1%	10%	6%	3%	6%	9%	13%	26%	27%	19%	8%
	2. # of defendants eligible for SMRT at IA	121	69%	30%	1%	41%	47%	0%	3%	2%	2%	5%	5%	12%	32%	30%	15%	7%
	3. # of SMRT defendants released at IA	103	66%	33%	1%	43%	45%	0%	4%	1%	2%	6%	5%	9%	33%	29%	17%	7%
	4. # of SMRT defendants housed through BJA grant	0	0%	0%	0%	0%	0%	0%	0%	0%	0%	0%	0%	0%	0%	0%	0%	0%
SMRT/STEPS @ Court	5. # of SMRT defendants housed through BJA grant showing up to Initial SMRT Court Hearing	0	0%	0%	0%	0%	0%	0%	0%	0%	0%	0%	0%	0%	0%	0%	0%	0%
	6. # of defendants potentially eligible for STEPs prior to PCAO discretion	80	61%	39%	0%	49%	39%	0%	3%	3%	3%	5%	8%	13%	33%	28%	13%	8%
	7. # of STEPs eligible defendants with cases dismissed at SMRT Court	19	58%	42%	0%	58%	37%	0%	0%	0%	0%	5%	11%	5%	37%	32%	5%	11%
	8. # of STEPs eligible defendants showing up to Initial SMRT Court Hearing	43	49%	51%	0%	53%	37%	0%	0%	0%	5%	5%	9%	9%	30%	26%	14%	12%
	9. # of defendants offered STEPs	27	63%	37%	0%	44%	44%	0%	4%	0%	4%	4%	7%	11%	30%	19%	22%	11%
	10. # of defendants accepting STEPs offer	27	63%	37%	0%	44%	44%	0%	4%	0%	4%	4%	7%	11%	30%	19%	22%	11%
STEPS @ Program	11. # of new program participants (PP) enrolled into STEPs	27	63%	37%	0%	44%	44%	0%	4%	0%	4%	4%	7%	11%	30%	19%	22%	11%
	12. # of STEPs PP entered into clinical track	19	58%	42%	0%	53%	32%	0%	5%	0%	5%	5%	11%	0%	37%	16%	21%	16%
	13. # of STEPs PP entered into non-clinical track	4	50%	50%	0%	25%	75%	0%	0%	0%	0%	0%	0%	25%	25%	0%	50%	0%
	14. # of STEPs PP pending assessment for clinical or non-clinical track	4	100%	0%	0%	25%	75%	0%	0%	0%	0%	0%	0%	50%	0%	50%	0%	0%
	15. # of STEPs PP who showed up to a partner service provider*	4	100%	0%	0%	25%	75%	0%	0%	0%	0%	0%	25%	0%	25%	25%	25%	0%

Population: Initial SMRT Court Hearing Dates in May 2022		Total	Male	Female	Unk. Gender	White	Hispanic	Asian	Black	Native Amer.	Other Race	Unk. Race	Less than 22	22-26	27-32	33-40	41-50	51 & Over
SMRT/STEPS @ Jail	1. # felony IAs	813	590	158	65	246	325	3	74	26	12	127	61	107	195	224	130	96
	2. # of defendants eligible for SMRT at IA	118	72	33	13	34	54	0	9	2	2	17	8	16	30	38	14	12
	3. # of SMRT defendants released at IA	97	58	26	13	28	42	0	7	1	2	17	6	12	26	32	11	10
	4. # of SMRT defendants housed through BJA grant	0	0	0	0	0	0	0	0	0	0	0	0	0	0	0	0	0
SMRT/STEPS @ Court	5. # of SMRT defendants housed through BJA grant showing up to Initial SMRT Court Hearing	0	0	0	0	0	0	0	0	0	0	0	0	0	0	0	0	0
	6. # of defendants potentially eligible for STEPs prior to PCAO discretion	94	52	29	13	28	39	0	6	2	2	17	7	14	26	30	6	11
	7. # of STEPs eligible defendants with cases dismissed at SMRT Court	14	7	6	1	3	7	0	1	1	0	2	1	1	2	7	1	2
	8. # of STEPs eligible defendants showing up to Initial SMRT Court Hearing	56	31	16	9	22	19	0	3	1	2	9	2	9	14	18	4	9
	9. # of defendants offered STEPs	45	24	14	7	16	17	0	3	0	2	7	2	7	12	13	4	7
STEPS @ Program	10. # of defendants accepting STEPs offer	45	24	14	7	16	17	0	3	0	2	7	2	7	12	13	4	7
	11. # of new program participants (PP) enrolled into STEPs	45	24	14	7	16	17	0	3	0	2	7	2	7	12	13	4	7
	12. # of STEPs PP entered into clinical track	39	20	12	7	13	14	0	3	0	2	7	2	6	12	8	4	7
	13. # of STEPs PP entered into non-clinical track	2	1	1	0	1	1	0	0	0	0	0	0	0	0	2	0	0
	14. # of STEPs PP pending assessment for clinical or non-clinical track	4	3	1	0	2	2	0	0	0	0	0	0	1	0	3	0	0
	15. # of STEPs PP who showed up to a partner service provider*	8	4	4	0	3	3	0	1	0	1	0	0	1	2	2	1	2

Demographics by Percentages

SMRT/STEPS @ Jail	1. # felony IAs	813	73%	19%	8%	30%	40%	0%	9%	3%	1%	16%	8%	13%	24%	28%	16%	12%
	2. # of defendants eligible for SMRT at IA	118	61%	28%	11%	29%	46%	0%	8%	2%	2%	14%	7%	14%	25%	32%	12%	10%
	3. # of SMRT defendants released at IA	97	60%	27%	13%	29%	43%	0%	7%	1%	2%	18%	6%	12%	27%	33%	11%	10%
	4. # of SMRT defendants housed through BJA grant	0	0%	0%	0%	0%	0%	0%	0%	0%	0%	0%	0%	0%	0%	0%	0%	0%
SMRT/STEPS @ Court	5. # of SMRT defendants housed through BJA grant showing up to Initial SMRT Court Hearing	0	0%	0%	0%	0%	0%	0%	0%	0%	0%	0%	0%	0%	0%	0%	0%	0%
	6. # of defendants potentially eligible for STEPs prior to PCAO discretion	94	55%	31%	14%	30%	41%	0%	6%	2%	2%	18%	7%	15%	28%	32%	6%	12%
	7. # of STEPs eligible defendants with cases dismissed at SMRT Court	14	50%	43%	7%	21%	50%	0%	7%	7%	0%	14%	7%	7%	14%	50%	7%	14%
	8. # of STEPs eligible defendants showing up to Initial SMRT Court Hearing	56	55%	29%	16%	39%	34%	0%	5%	2%	4%	16%	4%	16%	25%	32%	7%	16%
	9. # of defendants offered STEPs	45	53%	31%	16%	36%	38%	0%	7%	0%	4%	16%	4%	16%	27%	29%	9%	16%
STEPS @ Program	10. # of defendants accepting STEPs offer	45	53%	31%	16%	36%	38%	0%	7%	0%	4%	16%	4%	16%	27%	29%	9%	16%
	11. # of new program participants (PP) enrolled into STEPs	45	53%	31%	16%	36%	38%	0%	7%	0%	4%	16%	4%	16%	27%	29%	9%	16%
	12. # of STEPs PP entered into clinical track	39	51%	31%	18%	33%	36%	0%	8%	0%	5%	18%	5%	15%	31%	21%	10%	18%
	13. # of STEPs PP entered into non-clinical track	2	50%	50%	0%	50%	50%	0%	0%	0%	0%	0%	0%	0%	0%	100%	0%	0%
	14. # of STEPs PP pending assessment for clinical or non-clinical track	4	75%	25%	0%	50%	50%	0%	0%	0%	0%	0%	0%	25%	0%	75%	0%	0%
	15. # of STEPs PP who showed up to a partner service provider*	8	50%	50%	0%	38%	38%	0%	13%	0%	13%	0%	0%	13%	25%	25%	13%	25%

Population: Initial SMRT Court Hearing Dates in April 2022		Total	Male	Female	Unk. Gender	White	Hispanic	Asian	Black	Native Amer.	Other Race	Unk. Race	Less than 22	22-26	27-32	33-40	41-50	51 & Over
SMRT/STEPS @ Jail	1. # felony IAs	738	537	127	74	223	259	5	77	25	14	135	53	97	189	192	138	69
	2. # of defendants eligible for SMRT at IA	118	69	37	12	51	42	0	5	0	2	18	5	8	45	34	16	10
	3. # of SMRT defendants released at IA	92	52	29	11	40	31	0	3	0	1	17	4	3	36	27	14	8
	4. # of SMRT defendants housed through BJA grant	2	2	0	0	1	1	0	0	0	0	0	0	0	1	1	0	0
SMRT/STEPS @ Court	5. # of SMRT defendants housed through BJA grant showing up to Initial SMRT Court Hearing	2	2	0	0	1	1	0	0	0	0	0	0	0	1	1	0	0
	6. # of defendants potentially eligible for STEPs prior to PCAO discretion	99	55	32	12	45	32	0	3	0	1	18	5	7	39	28	14	6
	7. # of STEPs eligible defendants with cases dismissed at SMRT Court	16	8	4	4	7	3	0	1	0	0	5	2	1	4	4	3	2
	8. # of STEPs eligible defendants showing up to Initial SMRT Court Hearing	64	36	20	8	24	27	0	1	0	1	11	3	6	23	20	8	4
	9. # of defendants offered STEPs	60	34	19	7	24	24	0	1	0	1	10	1	4	27	18	9	1
	10. # of defendants accepting STEPs offer	60	34	19	7	24	24	0	1	0	1	10	1	4	27	18	9	1
STEPS @ Program	11. # of new program participants (PP) enrolled into STEPs	60	34	19	7	24	24	0	1	0	1	10	1	4	27	18	9	1
	12. # of STEPs PP entered into clinical track	52	29	17	6	22	19	0	1	0	1	9	1	2	25	16	7	1
	13. # of STEPs PP entered into non-clinical track	1	0	0	1	0	0	0	0	0	0	1	0	0	0	1	0	0
	14. # of STEPs PP pending assessment for clinical or non-clinical track	7	5	2	0	2	5	0	0	0	0	0	0	2	2	1	2	0
	15. # of STEPs PP who showed up to a partner service provider*	5	3	1	1	1	3	0	0	0	0	1	0	0	3	1	1	0

Demographics by Percentages

SMRT/STEPS @ Jail	1. # felony IAs	738	73%	17%	10%	30%	35%	1%	10%	3%	2%	18%	7%	13%	26%	26%	19%	9%
	2. # of defendants eligible for SMRT at IA	118	58%	31%	10%	43%	36%	0%	4%	0%	2%	15%	4%	7%	38%	29%	14%	8%
	3. # of SMRT defendants released at IA	92	57%	32%	12%	43%	34%	0%	3%	0%	1%	18%	4%	3%	39%	29%	15%	9%
	4. # of SMRT defendants housed through BJA grant	2	100%	0%	0%	50%	50%	0%	0%	0%	0%	0%	0%	0%	50%	50%	0%	0%
SMRT/STEPS @ Court	5. # of SMRT defendants housed through BJA grant showing up to Initial SMRT Court Hearing	2	100%	0%	0%	50%	50%	0%	0%	0%	0%	0%	0%	0%	50%	50%	0%	0%
	6. # of defendants potentially eligible for STEPs prior to PCAO discretion	99	56%	32%	12%	45%	32%	0%	3%	0%	1%	18%	5%	7%	39%	28%	14%	6%
	7. # of STEPs eligible defendants with cases dismissed at SMRT Court	16	50%	25%	25%	44%	19%	0%	6%	0%	0%	31%	13%	6%	25%	25%	19%	13%
	8. # of STEPs eligible defendants showing up to Initial SMRT Court Hearing	64	56%	31%	13%	38%	42%	0%	2%	0%	2%	17%	5%	9%	36%	31%	13%	6%
	9. # of defendants offered STEPs	60	57%	32%	12%	40%	40%	0%	2%	0%	2%	17%	2%	7%	45%	30%	15%	2%
	10. # of defendants accepting STEPs offer	60	57%	32%	12%	40%	40%	0%	2%	0%	2%	17%	2%	7%	45%	30%	15%	2%
STEPS @ Program	11. # of new program participants (PP) enrolled into STEPs	60	57%	32%	12%	40%	40%	0%	2%	0%	2%	17%	2%	7%	45%	30%	15%	2%
	12. # of STEPs PP entered into clinical track	52	56%	33%	12%	42%	37%	0%	2%	0%	2%	17%	2%	4%	48%	31%	13%	2%
	13. # of STEPs PP entered into non-clinical track	1	0%	0%	100%	0%	0%	0%	0%	0%	0%	100%	0%	0%	0%	100%	0%	0%
	14. # of STEPs PP pending assessment for clinical or non-clinical track	7	71%	29%	0%	29%	71%	0%	0%	0%	0%	0%	0%	29%	29%	14%	29%	0%
	15. # of STEPs PP who showed up to a partner service provider*	5	60%	20%	20%	20%	60%	0%	0%	0%	0%	20%	0%	0%	60%	20%	20%	0%

Population: Initial SMRT Court Hearing Dates in March 2022		Total	Male	Female	Unk. Gender	White	Hispanic	Asian	Black	Native Amer.	Other Race	Unk. Race	Less than 22	22-26	27-32	33-40	41-50	51 & Over
SMRT/STEPS @ Jail	1. # felony IAs	756	542	130	84	227	263	0	81	35	16	134	35	109	195	212	129	76
	2. # of defendants eligible for SMRT at IA	40	21	14	5	14	12	0	3	3	0	8	2	5	7	12	8	6
	3. # of SMRT defendants released at IA	31	16	10	5	12	8	0	2	2	0	7	2	4	5	6	8	6
	4. # of SMRT defendants housed through BJA grant	1	0	1	0	0	0	0	0	0	0	1	0	0	0	1	0	0
SMRT/STEPS @ Court	5. # of SMRT defendants housed through BJA grant showing up to Initial SMRT Court Hearing	1	0	1	0	0	0	0	0	0	0	1	0	0	0	1	0	0
	6. # of defendants potentially eligible for STEPs prior to PCAO discretion	29	13	13	3	11	8	0	1	3	0	6	1	3	4	9	7	5
	7. # of STEPs eligible defendants with cases dismissed at SMRT Court	6	3	2	1	0	3	0	0	1	0	2	0	2	1	1	1	1
	8. # of STEPs eligible defendants showing up to Initial SMRT Court Hearing	20	8	9	3	7	6	0	0	1	0	6	1	2	1	6	5	5
	9. # of defendants offered STEPs	16	7	7	2	8	2	0	1	1	0	4	1	0	1	7	3	4
STEPS @ Program	10. # of defendants accepting STEPs offer	16	7	7	2	8	2	0	1	1	0	4	1	0	1	7	3	4
	11. # of new program participants (PP) enrolled into STEPs	16	7	7	2	8	2	0	1	1	0	4	1	0	1	7	3	4
	12. # of STEPs PP entered into clinical track	15	6	7	2	7	2	0	1	1	0	4	1	0	1	7	3	3
	13. # of STEPs PP entered into non-clinical track	1	1	0	0	1	0	0	0	0	0	0	0	0	0	0	0	1
	14. # of STEPs PP pending assessment for clinical or non-clinical track	0	0	0	0	0	0	0	0	0	0	0	0	0	0	0	0	0
	15. # of STEPs PP who showed up to a partner service provider*	3	1	2	0	2	0	0	0	0	0	1	0	0	0	1	1	1

Demographics by Percentages

SMRT/STEPS @ Jail	1. # felony IAs	756	72%	17%	11%	30%	35%	0%	11%	5%	2%	18%	5%	14%	26%	28%	17%	10%
	2. # of defendants eligible for SMRT at IA	40	53%	35%	13%	35%	30%	0%	8%	8%	0%	20%	5%	13%	18%	30%	20%	15%
	3. # of SMRT defendants released at IA	31	52%	32%	16%	39%	26%	0%	6%	6%	0%	23%	6%	13%	16%	19%	26%	19%
	4. # of SMRT defendants housed through BJA grant	1	0%	100%	0%	0%	0%	0%	0%	0%	0%	100%	0%	0%	0%	100%	0%	0%
SMRT/STEPS @ Court	5. # of SMRT defendants housed through BJA grant showing up to Initial SMRT Court Hearing	1	0%	100%	0%	0%	0%	0%	0%	0%	0%	100%	0%	0%	0%	100%	0%	0%
	6. # of defendants potentially eligible for STEPs prior to PCAO discretion	29	45%	45%	10%	38%	28%	0%	3%	10%	0%	21%	3%	10%	14%	31%	24%	17%
	7. # of STEPs eligible defendants with cases dismissed at SMRT Court	6	50%	33%	17%	0%	50%	0%	0%	17%	0%	33%	0%	33%	17%	17%	17%	17%
	8. # of STEPs eligible defendants showing up to Initial SMRT Court Hearing	20	40%	45%	15%	35%	30%	0%	0%	5%	0%	30%	5%	10%	5%	30%	25%	25%
	9. # of defendants offered STEPs	16	44%	44%	13%	50%	13%	0%	6%	6%	0%	25%	6%	0%	6%	44%	19%	25%
STEPS @ Program	10. # of defendants accepting STEPs offer	16	44%	44%	13%	50%	13%	0%	6%	6%	0%	25%	6%	0%	6%	44%	19%	25%
	11. # of new program participants (PP) enrolled into STEPs	16	44%	44%	13%	50%	13%	0%	6%	6%	0%	25%	6%	0%	6%	44%	19%	25%
	12. # of STEPs PP entered into clinical track	15	40%	47%	13%	47%	13%	0%	7%	7%	0%	27%	7%	0%	7%	47%	20%	20%
	13. # of STEPs PP entered into non-clinical track	1	100%	0%	0%	100%	0%	0%	0%	0%	0%	0%	0%	0%	0%	0%	0%	100%
	14. # of STEPs PP pending assessment for clinical or non-clinical track	0	0%	0%	0%	0%	0%	0%	0%	0%	0%	0%	0%	0%	0%	0%	0%	0%
	15. # of STEPs PP who showed up to a partner service provider*	3	33%	67%	0%	67%	0%	0%	0%	0%	0%	33%	0%	0%	0%	33%	33%	33%

Population: Initial SMRT Court Hearing Dates in November 2021		Total	Male	Female	Unk. Gender	White	Hispanic	Asian	Black	Native Amer.	Other Race	Unk. Race	Less than 22	22-26	27-32	33-40	41-50	51 & Over
SMRT/STEPS @ Jail	1. # felony IAs	612	495	101	16	223	235	6	66	35	13	34	49	104	149	175	85	50
	2. # of defendants eligible for SMRT at IA	94	69	24	1	49	31	1	6	2	3	2	4	20	24	27	12	7
	3. # of SMRT defendants released at IA	75	54	20	1	38	25	1	6	1	2	2	3	19	16	19	12	6
	4. # of SMRT defendants housed through BJA grant	1	1	0	0	1	0	0	0	0	0	0	0	0	0	0	1	0
SMRT/STEPS @ Court	5. # of SMRT defendants housed through BJA grant showing up to Initial SMRT Court Hearing	0	0	0	0	0	0	0	0	0	0	0	0	0	0	0	0	0
	6. # of defendants potentially eligible for STEPs prior to PCAO discretion	62	42	19	1	34	18	1	4	2	1	2	4	13	21	12	8	4
	7. # of STEPs eligible defendants with cases dismissed at SMRT Court	19	14	4	1	8	7	0	2	1	0	1	2	5	4	3	3	2
	8. # of STEPs eligible defendants showing up to Initial SMRT Court Hearing	35	26	9	0	17	11	1	3	1	1	1	4	4	13	8	3	3
	9. # of defendants offered STEPs	28	20	8	0	14	8	1	2	1	1	1	2	4	9	9	3	1
	10. # of defendants accepting STEPs offer	28	20	8	0	14	8	1	2	1	1	1	2	4	9	9	3	1
STEPS @ Program	11. # of new program participants (PP) enrolled into STEPs	28	20	8	0	14	8	1	2	1	1	1	2	4	9	9	3	1
	12. # of STEPs PP entered into clinical track	22	15	7	0	11	7	1	1	0	1	1	1	2	8	7	3	1
	13. # of STEPs PP entered into non-clinical track	1	1	0	0	0	1	0	0	0	0	0	1	0	0	0	0	0
	14. # of STEPs PP pending assessment for clinical or non-clinical track	5	4	1	0	3	0	0	1	1	0	0	0	2	1	2	0	0
	15. # of STEPs PP who showed up to a partner service provider*	8	4	4	0	5	2	0	1	0	0	0	0	0	4	2	2	0

Demographics by Percentages

SMRT/STEPS @ Jail	1. # felony IAs	612	81%	17%	3%	36%	38%	1%	11%	6%	2%	6%	8%	17%	24%	29%	14%	8%
	2. # of defendants eligible for SMRT at IA	94	73%	26%	1%	52%	33%	1%	6%	2%	3%	2%	4%	21%	26%	29%	13%	7%
	3. # of SMRT defendants released at IA	75	72%	27%	1%	51%	33%	1%	8%	1%	3%	3%	4%	25%	21%	25%	16%	8%
	4. # of SMRT defendants housed through BJA grant	1	100%	0%	0%	100%	0%	0%	0%	0%	0%	0%	0%	0%	0%	0%	100%	0%
SMRT/STEPS @ Court	5. # of SMRT defendants housed through BJA grant showing up to Initial SMRT Court Hearing	0	0%	0%	0%	0%	0%	0%	0%	0%	0%	0%	0%	0%	0%	0%	0%	0%
	6. # of defendants potentially eligible for STEPs prior to PCAO discretion	62	68%	31%	2%	55%	29%	2%	6%	3%	2%	3%	6%	21%	34%	19%	13%	6%
	7. # of STEPs eligible defendants with cases dismissed at SMRT Court	19	74%	21%	5%	42%	37%	0%	11%	5%	0%	5%	11%	26%	21%	16%	16%	11%
	8. # of STEPs eligible defendants showing up to Initial SMRT Court Hearing	35	74%	26%	0%	49%	31%	3%	9%	3%	3%	3%	11%	11%	37%	23%	9%	9%
	9. # of defendants offered STEPs	28	71%	29%	0%	50%	29%	4%	7%	4%	4%	4%	7%	14%	32%	32%	11%	4%
	10. # of defendants accepting STEPs offer	28	71%	29%	0%	50%	29%	4%	7%	4%	4%	4%	7%	14%	32%	32%	11%	4%
STEPS @ Program	11. # of new program participants (PP) enrolled into STEPs	28	71%	29%	0%	50%	29%	4%	7%	4%	4%	4%	7%	14%	32%	32%	11%	4%
	12. # of STEPs PP entered into clinical track	22	68%	32%	0%	50%	32%	5%	5%	0%	5%	5%	5%	9%	36%	32%	14%	5%
	13. # of STEPs PP entered into non-clinical track	1	100%	0%	0%	0%	100%	0%	0%	0%	0%	0%	100%	0%	0%	0%	0%	0%
	14. # of STEPs PP pending assessment for clinical or non-clinical track	5	80%	20%	0%	60%	0%	0%	20%	20%	0%	0%	0%	40%	20%	40%	0%	0%
	15. # of STEPs PP who showed up to a partner service provider*	8	50%	50%	0%	63%	25%	0%	13%	0%	0%	0%	0%	0%	50%	25%	25%	0%

Population: Initial SMRT Court Hearing Dates in October 2021		Total	Male	Female	Unk. Gender	White	Hispanic	Asian	Black	Native Amer.	Other Race	Unk. Race	Less than 22	22-26	27-32	33-40	41-50	51 & Over
SMRT/STEPS @ Jail	1. # felony IAs	739	554	158	27	267	287	5	71	31	28	50	63	117	199	199	97	64
	2. # of defendants eligible for SMRT at IA	92	59	31	2	46	32	0	2	2	4	6	7	15	23	23	14	10
	3. # of SMRT defendants released at IA	80	54	24	2	37	30	0	2	1	4	6	6	10	19	21	14	10
	4. # of SMRT defendants housed through BJA grant	1	1	0	0	1	0	0	0	0	0	0	0	0	0	0	0	1
SMRT/STEPS @ Court	5. # of SMRT defendants housed through BJA grant showing up to Initial SMRT Court Hearing	1	1	0	0	1	0	0	0	0	0	0	0	0	0	0	0	1
	6. # of defendants potentially eligible for STEPs prior to PCAO discretion	69	44	24	1	34	25	0	2	1	2	5	7	12	18	13	9	10
	7. # of STEPs eligible defendants with cases dismissed at SMRT Court	26	19	7	0	14	10	0	0	1	0	1	5	2	5	8	5	1
	8. # of STEPs eligible defendants showing up to Initial SMRT Court Hearing	34	20	14	0	20	10	0	0	0	0	4	5	8	7	4	3	7
	9. # of defendants offered STEPs	24	13	11	0	13	8	0	0	0	1	2	1	7	6	3	2	5
STEPS @ Program	10. # of defendants accepting STEPs offer	24	13	11	0	13	8	0	0	0	1	2	1	7	6	3	2	5
	11. # of new program participants (PP) enrolled into STEPs	24	13	11	0	13	8	0	0	0	1	2	1	7	6	3	2	5
	12. # of STEPs PP entered into clinical track	19	10	9	0	9	7	0	0	0	1	2	0	7	5	1	2	4
	13. # of STEPs PP entered into non-clinical track	2	1	1	0	1	1	0	0	0	0	0	0	0	0	1	0	1
	14. # of STEPs PP pending assessment for clinical or non-clinical track	3	2	1	0	3	0	0	0	0	0	0	1	0	1	1	0	0
	15. # of STEPs PP who showed up to a partner service provider*	6	3	3	0	3	2	0	0	0	0	1	0	2	1	0	2	1

Demographics by Percentages

SMRT/STEPS @ Jail	1. # felony IAs	739	75%	21%	4%	36%	39%	1%	10%	4%	4%	7%	9%	16%	27%	27%	13%	9%
	2. # of defendants eligible for SMRT at IA	92	64%	34%	2%	50%	35%	0%	2%	2%	4%	7%	8%	16%	25%	25%	15%	11%
	3. # of SMRT defendants released at IA	80	68%	30%	3%	46%	38%	0%	3%	1%	5%	8%	8%	13%	24%	26%	18%	13%
	4. # of SMRT defendants housed through BJA grant	1	100%	0%	0%	100%	0%	0%	0%	0%	0%	0%	0%	0%	0%	0%	0%	100%
SMRT/STEPS @ Court	5. # of SMRT defendants housed through BJA grant showing up to Initial SMRT Court Hearing	1	100%	0%	0%	100%	0%	0%	0%	0%	0%	0%	0%	0%	0%	0%	0%	100%
	6. # of defendants potentially eligible for STEPs prior to PCAO discretion	69	64%	35%	1%	49%	36%	0%	3%	1%	3%	7%	10%	17%	26%	19%	13%	14%
	7. # of STEPs eligible defendants with cases dismissed at SMRT Court	26	73%	27%	0%	54%	38%	0%	0%	4%	0%	4%	19%	8%	19%	31%	19%	4%
	8. # of STEPs eligible defendants showing up to Initial SMRT Court Hearing	34	59%	41%	0%	59%	29%	0%	0%	0%	0%	12%	15%	24%	21%	12%	9%	21%
	9. # of defendants offered STEPs	24	54%	46%	0%	54%	33%	0%	0%	0%	4%	8%	4%	29%	25%	13%	8%	21%
STEPS @ Program	10. # of defendants accepting STEPs offer	24	54%	46%	0%	54%	33%	0%	0%	0%	4%	8%	4%	29%	25%	13%	8%	21%
	11. # of new program participants (PP) enrolled into STEPs	24	54%	46%	0%	54%	33%	0%	0%	0%	4%	8%	4%	29%	25%	13%	8%	21%
	12. # of STEPs PP entered into clinical track	19	53%	47%	0%	47%	37%	0%	0%	0%	5%	11%	0%	37%	26%	5%	11%	21%
	13. # of STEPs PP entered into non-clinical track	2	50%	50%	0%	50%	50%	0%	0%	0%	0%	0%	0%	0%	0%	50%	0%	50%
	14. # of STEPs PP pending assessment for clinical or non-clinical track	3	67%	33%	0%	100%	0%	0%	0%	0%	0%	0%	33%	0%	33%	33%	0%	0%
	15. # of STEPs PP who showed up to a partner service provider*	6	50%	50%	0%	50%	33%	0%	0%	0%	0%	17%	0%	33%	17%	0%	33%	17%

Population: Initial SMRT Court Hearing Dates in September 2021		Total	Male	Female	Unk. Gender	White	Hispanic	Asian	Black	Native Amer.	Other Race	Unk. Race	Less than 22	22-26	27-32	33-40	41-50	51 & Over
SMRT/STEPS @ Jail	1. # felony IAs	787	629	143	15	273	336	3	84	35	19	37	76	124	184	223	109	71
	2. # of defendants eligible for SMRT at IA	90	77	13	0	37	40	1	3	3	2	4	8	17	20	22	11	12
	3. # of SMRT defendants released at IA	77	65	12	0	34	35	1	2	1	0	4	6	13	15	22	10	11
	4. # of SMRT defendants housed through BJA grant	1	1	0	0	1	0	0	0	0	0	0	0	0	0	0	0	1
SMRT/STEPS @ Court	5. # of SMRT defendants housed through BJA grant showing up to Initial SMRT Court Hearing	1	1	0	0	1	0	0	0	0	0	0	0	0	0	0	0	1
	6. # of defendants potentially eligible for STEPs prior to PCAO discretion	54	43	11	0	21	24	0	2	2	1	4	6	13	9	12	7	7
	7. # of STEPs eligible defendants with cases dismissed at SMRT Court	13	9	4	0	4	8	0	0	1	0	0	2	4	1	2	2	2
	8. # of STEPs eligible defendants showing up to Initial SMRT Court Hearing	31	24	7	0	13	12	0	1	2	1	2	3	9	8	5	4	2
	9. # of defendants offered STEPs	23	18	5	0	11	9	0	0	0	1	2	1	5	5	7	4	1
	10. # of defendants accepting STEPs offer	23	18	5	0	11	9	0	0	0	1	2	1	5	5	7	4	1
STEPS @ Program	11. # of new program participants (PP) enrolled into STEPs	23	18	5	0	11	9	0	0	0	1	2	1	5	5	7	4	1
	12. # of STEPs PP entered into clinical track	22	17	5	0	11	9	0	0	0	1	1	1	4	5	7	4	1
	13. # of STEPs PP entered into non-clinical track	1	1	0	0	0	0	0	0	0	0	1	0	1	0	0	0	0
	14. # of STEPs PP pending assessment for clinical or non-clinical track	0	0	0	0	0	0	0	0	0	0	0	0	0	0	0	0	0
	15. # of STEPs PP who showed up to a partner service provider*	7	5	2	0	3	3	0	0	0	0	1	0	1	2	3	1	0

Demographics by Percentages

SMRT/STEPS @ Jail	1. # felony IAs	787	80%	18%	2%	35%	43%	0%	11%	4%	2%	5%	10%	16%	23%	28%	14%	9%
	2. # of defendants eligible for SMRT at IA	90	86%	14%	0%	41%	44%	1%	3%	3%	2%	4%	9%	19%	22%	24%	12%	13%
	3. # of SMRT defendants released at IA	77	84%	16%	0%	44%	45%	1%	3%	1%	0%	5%	8%	17%	19%	29%	13%	14%
	4. # of SMRT defendants housed through BJA grant	1	100%	0%	0%	100%	0%	0%	0%	0%	0%	0%	0%	0%	0%	0%	0%	100%
SMRT/STEPS @ Court	5. # of SMRT defendants housed through BJA grant showing up to Initial SMRT Court Hearing	1	100%	0%	0%	100%	0%	0%	0%	0%	0%	0%	0%	0%	0%	0%	0%	100%
	6. # of defendants potentially eligible for STEPs prior to PCAO discretion	54	80%	20%	0%	39%	44%	0%	4%	4%	2%	7%	11%	24%	17%	22%	13%	13%
	7. # of STEPs eligible defendants with cases dismissed at SMRT Court	13	69%	31%	0%	31%	62%	0%	0%	8%	0%	0%	15%	31%	8%	15%	15%	15%
	8. # of STEPs eligible defendants showing up to Initial SMRT Court Hearing	31	77%	23%	0%	42%	39%	0%	3%	6%	3%	6%	10%	29%	26%	16%	13%	6%
	9. # of defendants offered STEPs	23	78%	22%	0%	48%	39%	0%	0%	0%	4%	9%	4%	22%	22%	30%	17%	4%
	10. # of defendants accepting STEPs offer	23	78%	22%	0%	48%	39%	0%	0%	0%	4%	9%	4%	22%	22%	30%	17%	4%
STEPS @ Program	11. # of new program participants (PP) enrolled into STEPs	23	78%	22%	0%	48%	39%	0%	0%	0%	4%	9%	4%	22%	22%	30%	17%	4%
	12. # of STEPs PP entered into clinical track	22	77%	23%	0%	50%	41%	0%	0%	0%	5%	5%	5%	18%	23%	32%	18%	5%
	13. # of STEPs PP entered into non-clinical track	1	100%	0%	0%	0%	0%	0%	0%	0%	0%	100%	0%	100%	0%	0%	0%	0%
	14. # of STEPs PP pending assessment for clinical or non-clinical track	0	0%	0%	0%	0%	0%	0%	0%	0%	0%	0%	0%	0%	0%	0%	0%	0%
	15. # of STEPs PP who showed up to a partner service provider*	7	71%	29%	0%	43%	43%	0%	0%	0%	0%	14%	0%	14%	29%	43%	14%	0%

Population: Initial SMRT Court Hearing Dates in August 2021		Total	Male	Female	Unk. Gender	White	Hispanic	Asian	Black	Native Amer.	Other Race	Unk. Race	Less than 22	22-26	27-32	33-40	41-50	51 & Over
SMRT/STEPS @ Jail	1. # felony IAs	781	624	139	18	282	317	3	94	33	11	41	52	112	189	235	115	78
	2. # of defendants eligible for SMRT at IA	91	62	27	2	40	33	0	6	6	2	4	2	12	27	23	17	10
	3. # of SMRT defendants released at IA	78	53	23	2	38	28	0	3	3	2	4	2	11	24	17	14	10
	4. # of SMRT defendants housed through BJA grant	1	1	0	0	1	0	0	0	0	0	0	0	0	0	0	1	0
SMRT/STEPS @ Court	5. # of SMRT defendants housed through BJA grant showing up to Initial SMRT Court Hearing	1	1	0	0	1	0	0	0	0	0	0	0	0	0	0	1	0
	6. # of defendants potentially eligible for STEPs prior to PCAO discretion	69	45	22	2	33	25	0	2	4	1	4	2	11	20	19	9	8
	7. # of STEPs eligible defendants with cases dismissed at SMRT Court	5	2	3	0	1	3	0	0	1	0	0	0	2	1	1	1	0
	8. # of STEPs eligible defendants showing up to Initial SMRT Court Hearing	39	24	14	1	20	13	0	2	3	0	1	1	4	9	11	7	7
	9. # of defendants offered STEPs	44	25	18	1	22	15	0	2	3	0	2	0	5	12	13	7	7
STEPS @ Program	10. # of defendants accepting STEPs offer	44	25	18	1	22	15	0	2	3	0	2	0	5	12	13	7	7
	11. # of new program participants (PP) enrolled into STEPs	44	25	18	1	22	15	0	2	3	0	2	0	5	12	13	7	7
	12. # of STEPs PP entered into clinical track	34	20	13	1	19	11	0	1	1	0	2	0	4	9	10	6	5
	13. # of STEPs PP entered into non-clinical track	6	3	3	0	2	3	0	0	1	0	0	0	0	1	2	1	2
	14. # of STEPs PP pending assessment for clinical or non-clinical track	4	2	2	0	1	1	0	1	1	0	0	0	1	2	1	0	0
	15. # of STEPs PP who showed up to a partner service provider*	21	13	7	1	13	5	0	0	1	0	2	0	2	4	7	3	5

Demographics by Percentages

SMRT/STEPS @ Jail	1. # felony IAs	781	80%	18%	2%	36%	41%	0%	12%	4%	1%	5%	7%	14%	24%	30%	15%	10%
	2. # of defendants eligible for SMRT at IA	91	68%	30%	2%	44%	36%	0%	7%	7%	2%	4%	2%	13%	30%	25%	19%	11%
	3. # of SMRT defendants released at IA	78	68%	29%	3%	49%	36%	0%	4%	4%	3%	5%	3%	14%	31%	22%	18%	13%
	4. # of SMRT defendants housed through BJA grant	1	100%	0%	0%	100%	0%	0%	0%	0%	0%	0%	0%	0%	0%	0%	100%	0%
SMRT/STEPS @ Court	5. # of SMRT defendants housed through BJA grant showing up to Initial SMRT Court Hearing	1	100%	0%	0%	100%	0%	0%	0%	0%	0%	0%	0%	0%	0%	0%	100%	0%
	6. # of defendants potentially eligible for STEPs prior to PCAO discretion	69	65%	32%	3%	48%	36%	0%	3%	6%	1%	6%	3%	16%	29%	28%	13%	12%
	7. # of STEPs eligible defendants with cases dismissed at SMRT Court	5	40%	60%	0%	20%	60%	0%	0%	20%	0%	0%	0%	40%	20%	20%	20%	0%
	8. # of STEPs eligible defendants showing up to Initial SMRT Court Hearing	39	62%	36%	3%	51%	33%	0%	5%	8%	0%	3%	3%	10%	23%	28%	18%	18%
	9. # of defendants offered STEPs	44	57%	41%	2%	50%	34%	0%	5%	7%	0%	5%	0%	11%	27%	30%	16%	16%
STEPS @ Program	10. # of defendants accepting STEPs offer	44	57%	41%	2%	50%	34%	0%	5%	7%	0%	5%	0%	11%	27%	30%	16%	16%
	11. # of new program participants (PP) enrolled into STEPs	44	57%	41%	2%	50%	34%	0%	5%	7%	0%	5%	0%	11%	27%	30%	16%	16%
	12. # of STEPs PP entered into clinical track	34	59%	38%	3%	56%	32%	0%	3%	3%	0%	6%	0%	12%	26%	29%	18%	15%
	13. # of STEPs PP entered into non-clinical track	6	50%	50%	0%	33%	50%	0%	0%	17%	0%	0%	0%	0%	17%	33%	17%	33%
	14. # of STEPs PP pending assessment for clinical or non-clinical track	4	50%	50%	0%	25%	25%	0%	25%	25%	0%	0%	0%	25%	50%	25%	0%	0%
	15. # of STEPs PP who showed up to a partner service provider*	21	62%	33%	5%	62%	24%	0%	0%	5%	0%	10%	0%	10%	19%	33%	14%	24%

Population: Initial SMRT Court Hearing Dates in July 2021		Total	Male	Female	Unk. Gender	White	Hispanic	Asian	Black	Native Amer.	Other Race	Unk. Race	Less than 22	22-26	27-32	33-40	41-50	51 & Over
SMRT/STEPS @ Jail	1. # felony IAs	738	576	148	14	222	310	5	85	42	12	62	54	120	168	191	126	79
	2. # of defendants eligible for SMRT at IA	95	68	22	5	43	30	0	6	2	2	12	2	16	22	21	22	12
	3. # of SMRT defendants released at IA	81	57	19	5	38	26	0	3	2	0	12	2	12	19	17	20	11
	4. # of SMRT defendants housed through BJA grant	2	1	1	0	2	0	0	0	0	0	0	0	0	0	0	2	0
SMRT/STEPS @ Court	5. # of SMRT defendants housed through BJA grant showing up to Initial SMRT Court Hearing	2	1	1	0	2	0	0	0	0	0	0	0	0	0	0	2	0
	6. # of defendants potentially eligible for STEPs prior to PCAO discretion	67	45	18	4	31	22	0	3	1	0	10	2	12	14	15	15	9
	7. # of STEPs eligible defendants with cases dismissed at SMRT Court	6	1	5	0	3	1	0	0	1	0	1	1	2	1	1	1	0
	8. # of STEPs eligible defendants showing up to Initial SMRT Court Hearing	42	29	11	2	18	18	0	2	0	0	4	1	7	11	11	10	2
	9. # of defendants offered STEPs	37	26	8	3	14	16	0	3	0	0	4	0	8	6	9	12	2
	10. # of defendants accepting STEPs offer	37	26	8	3	14	16	0	3	0	0	4	0	8	6	9	12	2
STEPS @ Program	11. # of new program participants (PP) enrolled into STEPs	37	26	8	3	14	16	0	3	0	0	4	0	8	6	9	12	2
	12. # of STEPs PP entered into clinical track	30	19	8	3	11	12	0	3	0	0	4	0	7	4	6	11	2
	13. # of STEPs PP entered into non-clinical track	4	4	0	0	2	2	0	0	0	0	0	0	1	1	1	1	0
	14. # of STEPs PP pending assessment for clinical or non-clinical track	3	3	0	0	1	2	0	0	0	0	0	0	0	1	2	0	0
	15. # of STEPs PP who showed up to a partner service provider*	16	11	4	1	6	6	0	2	0	0	2	0	5	3	2	5	1

Demographics by Percentages

SMRT/STEPS @ Jail	1. # felony IAs	738	78%	20%	2%	30%	42%	1%	12%	6%	2%	8%	7%	16%	23%	26%	17%	11%
	2. # of defendants eligible for SMRT at IA	95	72%	23%	5%	45%	32%	0%	6%	2%	2%	13%	2%	17%	23%	22%	23%	13%
	3. # of SMRT defendants released at IA	81	70%	23%	6%	47%	32%	0%	4%	2%	0%	15%	2%	15%	23%	21%	25%	14%
	4. # of SMRT defendants housed through BJA grant	2	50%	50%	0%	100%	0%	0%	0%	0%	0%	0%	0%	0%	0%	0%	100%	0%
SMRT/STEPS @ Court	5. # of SMRT defendants housed through BJA grant showing up to Initial SMRT Court Hearing	2	50%	50%	0%	100%	0%	0%	0%	0%	0%	0%	0%	0%	0%	0%	100%	0%
	6. # of defendants potentially eligible for STEPs prior to PCAO discretion	67	67%	27%	6%	46%	33%	0%	4%	1%	0%	15%	3%	18%	21%	22%	22%	13%
	7. # of STEPs eligible defendants with cases dismissed at SMRT Court	6	17%	83%	0%	50%	17%	0%	0%	17%	0%	17%	17%	33%	17%	17%	17%	0%
	8. # of STEPs eligible defendants showing up to Initial SMRT Court Hearing	42	69%	26%	5%	43%	43%	0%	5%	0%	0%	10%	2%	17%	26%	26%	24%	5%
	9. # of defendants offered STEPs	37	70%	22%	8%	38%	43%	0%	8%	0%	0%	11%	0%	22%	16%	24%	32%	5%
	10. # of defendants accepting STEPs offer	37	70%	22%	8%	38%	43%	0%	8%	0%	0%	11%	0%	22%	16%	24%	32%	5%
STEPS @ Program	11. # of new program participants (PP) enrolled into STEPs	37	70%	22%	8%	38%	43%	0%	8%	0%	0%	11%	0%	22%	16%	24%	32%	5%
	12. # of STEPs PP entered into clinical track	30	63%	27%	10%	37%	40%	0%	10%	0%	0%	13%	0%	23%	13%	20%	37%	7%
	13. # of STEPs PP entered into non-clinical track	4	100%	0%	0%	50%	50%	0%	0%	0%	0%	0%	0%	25%	25%	25%	25%	0%
	14. # of STEPs PP pending assessment for clinical or non-clinical track	3	100%	0%	0%	33%	67%	0%	0%	0%	0%	0%	0%	0%	33%	67%	0%	0%
	15. # of STEPs PP who showed up to a partner service provider*	16	69%	25%	6%	38%	38%	0%	13%	0%	0%	13%	0%	31%	19%	13%	31%	6%

Population: Initial SMRT Court Hearing Dates in June 2021		Total	Male	Female	Unk. Gender	White	Hispanic	Asian	Black	Native Amer.	Other Race	Unk. Race	Less than 22	22-26	27-32	33-40	41-50	51 & Over
SMRT/STEPS @ Jail	1. # felony IAs	784	632	137	15	264	288	6	94	29	8	95	63	129	193	208	120	71
	2. # of defendants eligible for SMRT at IA	114	83	30	1	57	30	0	2	5	6	14	7	16	39	27	16	9
	3. # of SMRT defendants released at IA	101	74	26	1	50	25	0	2	5	5	14	6	12	37	26	12	8
	4. # of SMRT defendants housed through BJA grant	2	1	1	0	0	0	0	0	0	1	1	0	0	2	0	0	0
SMRT/STEPS @ Court	5. # of SMRT defendants housed through BJA grant showing up to Initial SMRT Court Hearing	1	1	0	0	0	0	0	0	0	0	1	0	0	1	0	0	0
	6. # of defendants potentially eligible for STEPs prior to PCAO discretion	77	55	21	1	39	19	0	1	3	2	13	7	15	28	13	10	4
	7. # of STEPs eligible defendants with cases dismissed at SMRT Court	9	8	1	0	5	1	0	0	0	0	3	1	3	4	0	0	1
	8. # of STEPs eligible defendants showing up to Initial SMRT Court Hearing	37	26	10	1	19	10	0	0	1	1	6	1	7	11	10	6	2
	9. # of defendants offered STEPs	35	25	9	1	19	8	0	0	2	1	5	0	5	14	7	7	2
STEPS @ Program	10. # of defendants accepting STEPs offer	35	25	9	1	19	8	0	0	2	1	5	0	5	14	7	7	2
	11. # of new program participants (PP) enrolled into STEPs	35	25	9	1	19	8	0	0	2	1	5	0	5	14	7	7	2
	12. # of STEPs PP entered into clinical track	29	19	9	1	16	6	0	0	2	1	4	0	4	12	6	6	1
	13. # of STEPs PP entered into non-clinical track	5	5	0	0	2	2	0	0	0	0	1	0	0	2	1	1	1
	14. # of STEPs PP pending assessment for clinical or non-clinical track	1	1	0	0	1	0	0	0	0	0	0	0	1	0	0	0	0
	15. # of STEPs PP who showed up to a partner service provider*	13	8	4	1	6	2	0	0	0	1	4	0	0	6	1	5	1

Demographics by Percentages

SMRT/STEPS @ Jail	1. # felony IAs	784	81%	17%	2%	34%	37%	1%	12%	4%	1%	12%	8%	16%	25%	27%	15%	9%
	2. # of defendants eligible for SMRT at IA	114	73%	26%	1%	50%	26%	0%	2%	4%	5%	12%	6%	14%	34%	24%	14%	8%
	3. # of SMRT defendants released at IA	101	73%	26%	1%	50%	25%	0%	2%	5%	5%	14%	6%	12%	37%	26%	12%	8%
	4. # of SMRT defendants housed through BJA grant	2	50%	50%	0%	0%	0%	0%	0%	0%	50%	50%	0%	0%	100%	0%	0%	0%
SMRT/STEPS @ Court	5. # of SMRT defendants housed through BJA grant showing up to Initial SMRT Court Hearing	1	100%	0%	0%	0%	0%	0%	0%	0%	0%	100%	0%	0%	100%	0%	0%	0%
	6. # of defendants potentially eligible for STEPs prior to PCAO discretion	77	71%	27%	1%	51%	25%	0%	1%	4%	3%	17%	9%	19%	36%	17%	13%	5%
	7. # of STEPs eligible defendants with cases dismissed at SMRT Court	9	89%	11%	0%	56%	11%	0%	0%	0%	0%	33%	11%	33%	44%	0%	0%	11%
	8. # of STEPs eligible defendants showing up to Initial SMRT Court Hearing	37	70%	27%	3%	51%	27%	0%	0%	3%	3%	16%	3%	19%	30%	27%	16%	5%
	9. # of defendants offered STEPs	35	71%	26%	3%	54%	23%	0%	0%	6%	3%	14%	0%	14%	40%	20%	20%	6%
STEPS @ Program	10. # of defendants accepting STEPs offer	35	71%	26%	3%	54%	23%	0%	0%	6%	3%	14%	0%	14%	40%	20%	20%	6%
	11. # of new program participants (PP) enrolled into STEPs	35	71%	26%	3%	54%	23%	0%	0%	6%	3%	14%	0%	14%	40%	20%	20%	6%
	12. # of STEPs PP entered into clinical track	29	66%	31%	3%	55%	21%	0%	0%	7%	3%	14%	0%	14%	41%	21%	21%	3%
	13. # of STEPs PP entered into non-clinical track	5	100%	0%	0%	40%	40%	0%	0%	0%	0%	20%	0%	0%	40%	20%	20%	20%
	14. # of STEPs PP pending assessment for clinical or non-clinical track	1	100%	0%	0%	100%	0%	0%	0%	0%	0%	0%	0%	100%	0%	0%	0%	0%
	15. # of STEPs PP who showed up to a partner service provider*	13	62%	31%	8%	46%	15%	0%	0%	0%	8%	31%	0%	0%	46%	8%	38%	8%

Population: Initial SMRT Court Hearing Dates in May 2021		Total	Male	Female	Unk. Gender	White	Hispanic	Asian	Black	Native Amer.	Other Race	Unk. Race	Less than 22	22-26	27-32	33-40	41-50	51 & Over
SMRT/STEPS @ Jail	1. # felony IAs	770	611	131	28	256	260	3	72	38	11	130	67	110	205	198	112	78
	2. # of defendants eligible for SMRT at IA	75	56	18	1	34	26	1	0	6	1	7	7	14	17	26	7	4
	3. # of SMRT defendants released at IA	68	51	16	1	29	25	1	0	6	1	6	6	14	15	22	7	4
	4. # of SMRT defendants housed through BJA grant	3	1	2	0	3	0	0	0	0	0	0	0	0	2	1	0	0
SMRT/STEPS @ Court	5. # of SMRT defendants housed through BJA grant showing up to Initial SMRT Court Hearing	3	1	2	0	3	0	0	0	0	0	0	0	0	2	1	0	0
	6. # of defendants potentially eligible for STEPs prior to PCAO discretion	60	42	17	1	25	23	1	0	4	0	7	7	12	15	19	4	3
	7. # of STEPs eligible defendants with cases dismissed at SMRT Court	5	5	0	0	2	2	0	0	1	0	0	1	0	3	1	0	0
	8. # of STEPs eligible defendants showing up to Initial SMRT Court Hearing	29	18	10	1	12	10	0	0	2	0	5	4	5	7	10	2	1
	9. # of defendants offered STEPs	36	23	12	1	12	14	1	0	2	0	7	4	8	7	12	4	1
	10. # of defendants accepting STEPs offer	36	23	12	1	12	14	1	0	2	0	7	4	8	7	12	4	1
STEPS @ Program	11. # of new program participants (PP) enrolled into STEPs	36	23	12	1	12	14	1	0	2	0	7	4	8	7	12	4	1
	12. # of STEPs PP entered into clinical track	28	16	11	1	11	11	1	0	1	0	4	4	7	5	9	3	0
	13. # of STEPs PP entered into non-clinical track	6	6	0	0	1	3	0	0	0	0	2	0	0	2	2	1	1
	14. # of STEPs PP pending assessment for clinical or non-clinical track	2	1	1	0	0	0	0	0	1	0	1	0	1	0	1	0	0
	15. # of STEPs PP who showed up to a partner service provider*	15	8	7	0	6	7	0	0	0	0	2	2	2	3	6	2	0

Demographics by Percentages

SMRT/STEPS @ Jail	1. # felony IAs	770	79%	17%	4%	33%	34%	0%	9%	5%	1%	17%	9%	14%	27%	26%	15%	10%
	2. # of defendants eligible for SMRT at IA	75	75%	24%	1%	45%	35%	1%	0%	8%	1%	9%	9%	19%	23%	35%	9%	5%
	3. # of SMRT defendants released at IA	68	75%	24%	1%	43%	37%	1%	0%	9%	1%	9%	9%	21%	22%	32%	10%	6%
	4. # of SMRT defendants housed through BJA grant	3	33%	67%	0%	100%	0%	0%	0%	0%	0%	0%	0%	0%	67%	33%	0%	0%
SMRT/STEPS @ Court	5. # of SMRT defendants housed through BJA grant showing up to Initial SMRT Court Hearing	3	33%	67%	0%	100%	0%	0%	0%	0%	0%	0%	0%	0%	67%	33%	0%	0%
	6. # of defendants potentially eligible for STEPs prior to PCAO discretion	60	70%	28%	2%	42%	38%	2%	0%	7%	0%	12%	12%	20%	25%	32%	7%	5%
	7. # of STEPs eligible defendants with cases dismissed at SMRT Court	5	100%	0%	0%	40%	40%	0%	0%	20%	0%	0%	20%	0%	60%	20%	0%	0%
	8. # of STEPs eligible defendants showing up to Initial SMRT Court Hearing	29	62%	34%	3%	41%	34%	0%	0%	7%	0%	17%	14%	17%	24%	34%	7%	3%
	9. # of defendants offered STEPs	36	64%	33%	3%	33%	39%	3%	0%	6%	0%	19%	11%	22%	19%	33%	11%	3%
	10. # of defendants accepting STEPs offer	36	64%	33%	3%	33%	39%	3%	0%	6%	0%	19%	11%	22%	19%	33%	11%	3%
STEPS @ Program	11. # of new program participants (PP) enrolled into STEPs	36	64%	33%	3%	33%	39%	3%	0%	6%	0%	19%	11%	22%	19%	33%	11%	3%
	12. # of STEPs PP entered into clinical track	28	57%	39%	4%	39%	39%	4%	0%	4%	0%	14%	14%	25%	18%	32%	11%	0%
	13. # of STEPs PP entered into non-clinical track	6	100%	0%	0%	17%	50%	0%	0%	0%	0%	33%	0%	0%	33%	33%	17%	17%
	14. # of STEPs PP pending assessment for clinical or non-clinical track	2	50%	50%	0%	0%	0%	0%	0%	50%	0%	50%	0%	50%	0%	50%	0%	0%
	15. # of STEPs PP who showed up to a partner service provider*	15	53%	47%	0%	40%	47%	0%	0%	0%	0%	13%	13%	13%	20%	40%	13%	0%

Population: Initial SMRT Court Hearing Dates in April 2021		Total	Male	Female	Unk. Gender	White	Hispanic	Asian	Black	Native Amer.	Other Race	Unk. Race	Less than 22	22-26	27-32	33-40	41-50	51 & Over
SMRT/STEPS @ Jail	1. # felony IAs	672	530	113	29	205	240	3	72	31	10	111	59	86	174	179	96	78
	2. # of defendants eligible for SMRT at IA	81	58	23	0	40	34	1	2	3	1	0	5	14	18	25	9	10
	3. # of SMRT defendants released at IA	72	49	23	0	35	31	1	2	2	1	0	5	14	16	20	7	10
	4. # of SMRT defendants housed through BJA grant	0	0	0	0	0	0	0	0	0	0	0	0	0	0	0	0	0
SMRT/STEPS @ Court	5. # of SMRT defendants housed through BJA grant showing up to Initial SMRT Court Hearing	0	0	0	0	0	0	0	0	0	0	0	0	0	0	0	0	0
	6. # of defendants potentially eligible for STEPs prior to PCAO discretion	57	36	21	0	31	20	1	2	3	0	0	4	13	14	18	4	4
	7. # of STEPs eligible defendants with cases dismissed at SMRT Court	8	4	4	0	4	3	0	0	1	0	0	0	0	5	2	1	0
	8. # of STEPs eligible defendants showing up to Initial SMRT Court Hearing	29	19	10	0	17	8	0	1	3	0	0	2	5	9	9	2	2
	9. # of defendants offered STEPs	26	17	9	0	15	7	1	1	2	0	0	3	7	6	8	1	1
STEPS @ Program	10. # of defendants accepting STEPs offer	26	17	9	0	15	7	1	1	2	0	0	3	7	6	8	1	1
	11. # of new program participants (PP) enrolled into STEPs	26	17	9	0	15	7	1	1	2	0	0	3	7	6	8	1	1
	12. # of STEPs PP entered into clinical track	24	15	9	0	14	6	1	1	2	0	0	2	7	6	7	1	1
	13. # of STEPs PP entered into non-clinical track	1	1	0	0	0	1	0	0	0	0	0	1	0	0	0	0	0
	14. # of STEPs PP pending assessment for clinical or non-clinical track	1	1	0	0	1	0	0	0	0	0	0	0	0	0	1	0	0
	15. # of STEPs PP who showed up to a partner service provider*	13	7	6	0	9	2	1	1	0	0	0	1	5	2	4	1	0

Demographics by Percentages

SMRT/STEPS @ Jail	1. # felony IAs	672	79%	17%	4%	31%	36%	0%	11%	5%	1%	17%	9%	13%	26%	27%	14%	12%
	2. # of defendants eligible for SMRT at IA	81	72%	28%	0%	49%	42%	1%	2%	4%	1%	0%	6%	17%	22%	31%	11%	12%
	3. # of SMRT defendants released at IA	72	68%	32%	0%	49%	43%	1%	3%	3%	1%	0%	7%	19%	22%	28%	10%	14%
	4. # of SMRT defendants housed through BJA grant	0	0%	0%	0%	0%	0%	0%	0%	0%	0%	0%	0%	0%	0%	0%	0%	0%
SMRT/STEPS @ Court	5. # of SMRT defendants housed through BJA grant showing up to Initial SMRT Court Hearing	0	0%	0%	0%	0%	0%	0%	0%	0%	0%	0%	0%	0%	0%	0%	0%	0%
	6. # of defendants potentially eligible for STEPs prior to PCAO discretion	57	63%	37%	0%	54%	35%	2%	4%	5%	0%	0%	7%	23%	25%	32%	7%	7%
	7. # of STEPs eligible defendants with cases dismissed at SMRT Court	8	50%	50%	0%	50%	38%	0%	0%	13%	0%	0%	0%	0%	63%	25%	13%	0%
	8. # of STEPs eligible defendants showing up to Initial SMRT Court Hearing	29	66%	34%	0%	59%	28%	0%	3%	10%	0%	0%	7%	17%	31%	31%	7%	7%
	9. # of defendants offered STEPs	26	65%	35%	0%	58%	27%	4%	4%	8%	0%	0%	12%	27%	23%	31%	4%	4%
STEPS @ Program	10. # of defendants accepting STEPs offer	26	65%	35%	0%	58%	27%	4%	4%	8%	0%	0%	12%	27%	23%	31%	4%	4%
	11. # of new program participants (PP) enrolled into STEPs	26	65%	35%	0%	58%	27%	4%	4%	8%	0%	0%	12%	27%	23%	31%	4%	4%
	12. # of STEPs PP entered into clinical track	24	63%	38%	0%	58%	25%	4%	4%	8%	0%	0%	8%	29%	25%	29%	4%	4%
	13. # of STEPs PP entered into non-clinical track	1	100%	0%	0%	0%	100%	0%	0%	0%	0%	0%	100%	0%	0%	0%	0%	0%
	14. # of STEPs PP pending assessment for clinical or non-clinical track	1	100%	0%	0%	100%	0%	0%	0%	0%	0%	0%	0%	0%	0%	100%	0%	0%
	15. # of STEPs PP who showed up to a partner service provider*	13	54%	46%	0%	69%	15%	8%	8%	0%	0%	0%	8%	38%	15%	31%	8%	0%

Population: Initial SMRT Court Hearing Dates in March 2021		Total	Male	Female	Unk. Gender	White	Hispanic	Asian	Black	Native Amer.	Other Race	Unk. Race	Less than 22	22-26	27-32	33-40	41-50	51 & Over
SMRT/STEPS @ Jail	1. # felony IAs	700	522	120	58	191	259	6	79	18	10	137	42	129	166	198	107	58
	2. # of defendants eligible for SMRT at IA	74	49	25	0	36	31	0	5	1	0	1	3	15	26	15	7	8
	3. # of SMRT defendants released at IA	71	48	23	0	33	31	0	5	1	0	1	3	15	24	14	7	8
	4. # of SMRT defendants housed through BJA grant	1	0	1	0	1	0	0	0	0	0	0	0	0	0	1	0	0
SMRT/STEPS @ Court	5. # of SMRT defendants housed through BJA grant showing up to Initial SMRT Court Hearing	0	0	0	0	0	0	0	0	0	0	0	0	0	0	0	0	0
	6. # of defendants potentially eligible for STEPs prior to PCAO discretion	48	31	17	0	21	23	0	2	1	0	1	3	9	16	11	3	6
	7. # of STEPs eligible defendants with cases dismissed at SMRT Court	4	3	1	0	1	2	0	0	1	0	0	1	1	1	1	0	0
	8. # of STEPs eligible defendants showing up to Initial SMRT Court Hearing	29	19	10	0	11	16	0	1	0	0	1	2	4	10	5	2	6
	9. # of defendants offered STEPs	31	21	10	0	13	16	0	1	0	0	1	2	4	10	6	3	6
STEPS @ Program	10. # of defendants accepting STEPs offer	31	21	10	0	13	16	0	1	0	0	1	2	4	10	6	3	6
	11. # of new program participants (PP) enrolled into STEPs	31	21	10	0	13	16	0	1	0	0	1	2	4	10	6	3	6
	12. # of STEPs PP entered into clinical track	23	14	9	0	11	11	0	1	0	0	0	2	3	9	4	2	3
	13. # of STEPs PP entered into non-clinical track	8	7	1	0	2	5	0	0	0	0	1	0	1	1	2	1	3
	14. # of STEPs PP pending assessment for clinical or non-clinical track	0	0	0	0	0	0	0	0	0	0	0	0	0	0	0	0	0
	15. # of STEPs PP who showed up to a partner service provider*	21	12	9	0	9	11	0	0	0	0	1	1	4	7	3	2	4

Demographics by Percentages

SMRT/STEPS @ Jail	1. # felony IAs	700	75%	17%	8%	27%	37%	1%	11%	3%	1%	20%	6%	18%	24%	28%	15%	8%
	2. # of defendants eligible for SMRT at IA	74	66%	34%	0%	49%	42%	0%	7%	1%	0%	1%	4%	20%	35%	20%	9%	11%
	3. # of SMRT defendants released at IA	71	68%	32%	0%	46%	44%	0%	7%	1%	0%	1%	4%	21%	34%	20%	10%	11%
	4. # of SMRT defendants housed through BJA grant	1	0%	100%	0%	100%	0%	0%	0%	0%	0%	0%	0%	0%	0%	100%	0%	0%
SMRT/STEPS @ Court	5. # of SMRT defendants housed through BJA grant showing up to Initial SMRT Court Hearing	0	0%	0%	0%	0%	0%	0%	0%	0%	0%	0%	0%	0%	0%	0%	0%	0%
	6. # of defendants potentially eligible for STEPs prior to PCAO discretion	48	65%	35%	0%	44%	48%	0%	4%	2%	0%	2%	6%	19%	33%	23%	6%	13%
	7. # of STEPs eligible defendants with cases dismissed at SMRT Court	4	75%	25%	0%	25%	50%	0%	0%	25%	0%	0%	25%	25%	25%	25%	0%	0%
	8. # of STEPs eligible defendants showing up to Initial SMRT Court Hearing	29	66%	34%	0%	38%	55%	0%	3%	0%	0%	3%	7%	14%	34%	17%	7%	21%
	9. # of defendants offered STEPs	31	68%	32%	0%	42%	52%	0%	3%	0%	0%	3%	6%	13%	32%	19%	10%	19%
STEPS @ Program	10. # of defendants accepting STEPs offer	31	68%	32%	0%	42%	52%	0%	3%	0%	0%	3%	6%	13%	32%	19%	10%	19%
	11. # of new program participants (PP) enrolled into STEPs	31	68%	32%	0%	42%	52%	0%	3%	0%	0%	3%	6%	13%	32%	19%	10%	19%
	12. # of STEPs PP entered into clinical track	23	61%	39%	0%	48%	48%	0%	4%	0%	0%	0%	9%	13%	39%	17%	9%	13%
	13. # of STEPs PP entered into non-clinical track	8	88%	13%	0%	25%	63%	0%	0%	0%	0%	13%	0%	13%	13%	25%	13%	38%
	14. # of STEPs PP pending assessment for clinical or non-clinical track	0	0%	0%	0%	0%	0%	0%	0%	0%	0%	0%	0%	0%	0%	0%	0%	0%
	15. # of STEPs PP who showed up to a partner service provider*	21	57%	43%	0%	43%	52%	0%	0%	0%	0%	5%	5%	19%	33%	14%	10%	19%

	Mar 2023	Apr 2023	May 2023	Jun 2023	Jul 2023	Aug 2023	Sep 2023	Oct 2023	Nov 2023	Dec 2023	Jan 2024	Feb 2024
New Participants	26	30	32	46	39	33	22	46	37	28	37	35
Cumulative Participants	772	802	834	880	919	952	974	1020	1057	1085	1122	1157
Monthly Census	128	136	101	127	148	157	137	144	158	150	152	134
746											**CHECK	1157

Median Age of Census Mean Age of Census
83 97

	Mar 2023	Apr 2023	May 2023	Jun 2023	Jul 2023	Aug 2023	Sep 2023	Oct 2023	Nov 2023	Dec 2023	Jan 2024	Feb 2024
New Participants	26	30	32	46	39	33	22	46	37	28	37	35
Eligible	79	85	77	106	89	88	70	90	76	53	61	49
Eligible - Case Dismissed	19	37	26	41	14	32	23	24	19	13	12	7
	43%	63%	63%	71%	52%	59%	47%	70%	65%	70%	76%	83%
Total discharged (not including)	936			All Discharged	989							
Successful				30 Days								
(n=419)	419	45%		or Less	9	1%						
Unsuccessful				31 to 60								
(n=517)	517	55%		Days	104	11%						
				61 to 90 Days	232	23%						
				91 to 120 Days	210	21%						
				More than 120 Days	434	44%						
				**CHECK	989							

*36 cases CMS terminated not counted here

1	2	3	4	5	6	7	8	9	10	11	12	13	14	15	16
Mar 2021	Apr 2021	May 2021	Jun 2021	Jul 2021	Aug 2021	Sep 2021	Oct 2021	Nov 2021	Dec 2021	Jan 2022	Feb 2022	Mar 2022	Apr 2022	May 2022	Jun 2022

17	18	19	20	21	22	23	24	25	26	27	28	29	30	31	32
Jul 2022	Aug 2022	Sep 2022	Oct 2022	Nov 2022	Dec 2022	Jan 2023	Feb 2023	Mar 2023	Apr 2023	May 2023	Jun 2023	Jul 2023	Aug 2023	Sep 2023	Oct 2023

33	34	35	36
Nov 2023	Dec 2023	Jan 2024	Feb 2024