

## **BOARD OF SUPERVISORS' SPECIAL MEETING MINUTES**

The Pima County Board of Supervisors met remotely in special session through technological means at 9:00 a.m. on Monday, July 28, 2025. Upon roll call, those present and absent were as follows:

Present: Rex Scott, Chair  
\*Jennifer Allen, Vice Chair  
Dr. Matt Heinz, Member  
Steve Christy, Member  
Andrés Cano, Member

Also Present: Jan Leshar, County Administrator  
Daniel Jurkowitz, Assistant Chief Civil Deputy County Attorney  
Melissa Manriquez, Clerk of the Board  
John Stuckey, Sergeant at Arms

\*Supervisor Allen joined the meeting at 9:11 a.m.

### **1. PLEDGE OF ALLEGIANCE**

All present joined in the Pledge of Allegiance.

### **2. LAND ACKNOWLEDGEMENT STATEMENT**

The Land Acknowledgement Statement was delivered by Nicola Hartmann, Executive Director, VIVA PIMA!

### **ELECTIONS**

#### **3. Canvass**

Pursuant to A.R.S. §16-642(A), canvass of the election results for the July 15, 2025, Special Primary Election.

Chair Scott stated that under State law, the Board was required to meet and canvass the election results no later than the second Monday after the election. He asked the Elections Director to provide a brief overview.

Constance Hargrove, Director, Pima County Elections Department, certified that all of the voting equipment went through logic and accuracy testing before tabulation. She explained that the equipment went through a total of three tests and the first test was an internal test conducted by the Elections Department, to ensure the equipment was working properly and would be able to read the ballots and provide accurate results. She stated the second test was a test that was done with the political parties and the Republican and Democratic parties participated in this test. She explained that representatives from both parties came in, marked ballots and determined the results that they expected to see. She stated that the final test was

from the Secretary of State that was conducted on June 13, 2025. She explained that representatives from the Democratic and Republican parties were in attendance to observe that test and all tests passed with 100% accuracy. She stated that the Elections Department also went through and counted all of the ballots that were received from the Recorder's Office and processed the early ballots. She explained that on Election Day, the Elections Department counted all of those ballots and any provisional ballots or any late-early ballots that were delivered to them. She stated that on July 19, 2025, they held a hand count audit, and representatives from the Democratic, Republican and Green parties participated in this audit. She stated that there were no discrepancies during that audit. She explained that on Election Day, all Vote Centers opened prior to 6:00 a.m. and there were no issues that caused any major problems or discrepancies. She stated that a review of the actual results and the information provided from the Vote Centers showed that everything was done correctly, safely and accurately. She certified that the information provided was accurate and recommended the Board approve the canvass.

Supervisor Heinz inquired about the number of voters who participated in the primary election.

Ms. Hargrove responded that there was a total of 58,162 ballots cast; 53,468 were early ballots, 4,558 were voted at the polls and 136 provisional ballots were cast at the polls.

Supervisor Cano acknowledged the incredible work of the Pima County staff who delivered a smooth, secure, and people-centered primary election. He stated that this election was powered by hundreds of committed professionals across every corner of the process including signature verifiers, early voting workers, ballot processors, couriers, tech teams and phone operators who answered voters questions in real time and because of those staff members; 58 Vote Centers opened without issue on Election Day, Pima County's new 24/7 drop boxes were used by thousands, and over 500 voters were personally contacted to fix ballot issues so that their votes would be counted. He stated that was responsive government and real public service looked like. He thanked the nearly 60,000 voters who cast their vote in this special primary election, across all parties and thanked staff for protecting the integrity of their elections and for showing the Board and the community what commitment to community truly meant.

It was moved by Chair Scott, seconded by Supervisor Heinz and unanimously carried by a 5-0 vote, to canvass the election.

4. **ADJOURNMENT**

As there was no further business to come before the Board, the meeting was adjourned at 9:17 a.m.

\_\_\_\_\_  
CHAIR

ATTEST:

\_\_\_\_\_  
CLERK



# Official Canvass

Special Primary Election  
July 15, 2025

Pima County Elections  
6550 S. Country Club Road  
Tucson, AZ 85756



07/22/2025

In accordance with Arizona Revised Statutes, Title 16, I hereby certify the enclosed tabulation is a full, true, and correct copy of the Returns of the 2025 Special Primary Election held pursuant to Arizona Constitution, Article 7, and Arizona Revised Statutes Title 9 and 16 in and for Pima County, Arizona on July 15, 2025. This tabulation includes all early ballots and verified provisional ballots cast at said election.

Respectfully submitted,

A handwritten signature in black ink, appearing to read "Constance L. Hargrove", with a long, sweeping horizontal line extending to the right.

Constance L. Hargrove, Director

Pima County Department of Elections

Constance L. Hargrove, Director

# Ballots Processed Information

2025 Congressional District 7 Special Primary Election  
VOTER REGISTRATION TOTALS

ELIGIBLE VOTERS	DEMs	REPs	LBTs	NOLs	GRNs	OTHs	Total
Active Voters	111,678	54,940	1,761	2,163	577	95,220	266,339
Inactive Voters	7,611	3,521	185	75	35	9,125	20,552

# Pima County Active Voters at Registration Cutoff for Congressional District 7 Special Primary Election

PRECINCT	DEM	REP	LBT	NOL	GRN	OTH	TOTAL
001	633	539	11	18	2	638	1841
002	86	80	0	6	1	91	264
003	189	11	0	0	2	70	272
004	715	66	3	1	0	397	1182
005	921	2235	48	50	5	1843	5102
006	1523	2519	59	62	6	2307	6476
007	18	37	2	1	0	44	102
008	198	184	9	7	2	215	615
009	1084	797	18	20	8	885	2812
010	762	779	9	10	0	621	2181
011	619	1965	38	30	2	1156	3810
012	1699	1854	28	27	9	1734	5351
013	1006	1032	24	33	11	1097	3203
014	1283	1487	32	25	6	1592	4425
015	445	638	10	6	3	606	1708
016	1478	613	21	12	4	864	2992
017	1081	270	14	25	15	673	2078
018	1381	287	20	22	6	847	2563
019	196	218	5	11	1	281	712
020	1673	528	24	38	9	1365	3637
021	1260	1018	11	18	6	1044	3357
022	1923	809	17	41	4	1778	4572
023	1793	707	20	20	6	1295	3841
024	607	958	20	14	8	862	2469
025	1482	372	16	23	6	1075	2974
026	1560	409	11	19	6	1136	3141
028	913	232	13	13	4	633	1808
029	349	293	7	3	2	287	941
030	1295	950	25	25	4	1167	3466
031	722	643	14	16	6	752	2153
032	1651	1355	31	41	11	1823	4912
033	1142	550	14	35	5	925	2671
034	562	389	9	15	3	617	1595
035	108	178	1	2	0	109	398
036	1673	976	35	43	17	1939	4683
037	725	198	12	14	3	544	1496
038	925	501	17	17	4	844	2308
039	1074	1388	30	22	3	1192	3709
040	993	1205	48	20	3	1109	3378
041	3346	1968	51	91	8	3205	8669
042	2108	558	34	28	25	1765	4518
043	801	245	5	18	4	659	1732
044	1318	318	14	24	9	1158	2841



045	1244	199	11	14	13	639	2120
046	273	487	14	3	1	307	1085
047	2056	527	24	30	6	1617	4260
048	1236	582	17	44	10	1372	3261
049	494	651	18	20	2	662	1847
050	1317	329	12	21	6	1098	2783
051	1059	261	9	16	1	864	2210
052	1215	323	8	25	4	981	2556
053	2832	923	27	73	6	2718	6579
054	1267	569	23	27	5	1247	3138
055	564	321	10	17	6	488	1406
056	1153	608	12	7	5	694	2479
057	1815	634	35	44	11	1474	4013
058	524	176	7	6	5	368	1086
059	1058	363	10	24	3	791	2249
060	620	631	23	23	4	774	2075
061	832	608	6	12	4	642	2104
062	1229	528	19	17	13	1723	3529
063	879	205	10	8	4	381	1487
064	1090	336	17	22	4	997	2466
065	9	9	0	0	0	7	25
066	1547	450	20	23	6	1471	3517
067	1331	540	33	40	10	1163	3117
068	819	212	8	12	3	459	1513
069	1805	1255	31	34	10	1250	4385
070	258	248	5	2	1	240	754
071	112	14	0	2	0	70	198
072	1827	721	43	50	6	1608	4255
073	1617	308	22	19	10	781	2757
074	847	845	12	6	1	692	2403
075	1572	435	24	32	20	1104	3187
076	257	22	0	1	0	133	413
077	753	1072	14	14	4	764	2621
078	1090	217	8	10	4	514	1843
079	948	1341	40	27	6	1135	3497
080	1471	386	23	9	9	898	2796
081	384	467	7	10	1	443	1312
082	1374	285	22	12	7	610	2310
083	564	1026	13	13	1	696	2313
084	2187	3075	27	32	4	2281	7606
085	459	248	8	15	4	362	1096
086	2025	678	29	31	17	1437	4217
087	284	129	4	9	1	239	666
088	1206	831	30	22	5	987	3081

089	1459	577	24	25	6	1006	3097
090	503	646	13	17	1	601	1781
091	1396	628	22	42	16	1177	3281
092	1387	937	32	18	4	893	3271
093	1142	383	23	23	11	705	2287
094	1156	352	10	21	5	717	2261
095	372	592	12	15	2	522	1515
096	1363	434	27	13	8	670	2515
097	1073	336	9	13	2	664	2097
098	1450	628	23	35	18	1349	3503
099	1134	516	11	9	2	625	2297
100	1273	584	22	17	11	938	2845
101	756	684	13	12	4	687	2156
102	381	179	4	8	1	377	950
103	653	223	11	6	4	375	1272
104	1401	1609	22	18	2	1470	4522
105	805	493	17	23	6	878	2222
106	511	571	11	0	1	368	1462
107	1530	718	17	37	10	1185	3497
108	1908	923	43	38	15	1378	4305
109	1671	3086	56	50	8	2389	7260
110	1292	160	11	15	6	916	2400
111	1025	487	21	6	8	656	2203
112	1184	942	14	13	4	958	3115
113	1313	777	22	35	7	1312	3466
114	229	393	20	18	0	500	1160
115	1583	2104	31	35	4	1874	5631
116	2143	1774	47	77	14	2196	6251
117	1116	631	31	25	14	845	2662
118	1194	778	13	23	2	898	2908
119	904	606	20	29	11	792	2362
120	1243	827	31	22	11	1109	3243
121	316	323	4	3	0	271	917
122	775	660	21	23	3	855	2337
123	1683	1210	23	50	10	1786	4762
124	577	538	10	20	3	577	1725
125	997	717	11	10	1	638	2374
126	517	622	10	5	2	518	1674
127	1724	2744	29	33	3	2124	6657
128	847	785	24	26	3	716	2401
129	876	650	19	27	4	809	2385
130	667	690	14	21	3	661	2056
131	752	802	10	18	2	667	2251
132	499	470	8	18	3	487	1485

# Pima County Active Voters By Precinct

133	1381	1180	35	31	7	1434	4068
134	709	807	24	19	6	783	2348
135	158	4	0	0	0	53	215
136	130	12	0	1	1	50	194
137	117	11	0	0	0	46	174
138	370	27	0	4	0	157	558
139	207	158	3	5	0	256	629
140	222	347	9	8	2	322	910
141	1681	1641	9	16	3	1344	4694
142	1273	1317	27	32	6	1265	3920
143	620	86	4	9	12	358	1089
144	1310	472	21	17	2	759	2581
145	1512	1693	15	16	2	1483	4721
146	1007	828	29	29	6	1024	2923
147	887	976	24	23	3	1100	3013
148	802	800	28	17	3	767	2417
149	886	622	16	22	3	808	2357
150	176	222	9	14	0	315	736
151	577	359	10	5	2	319	1272
152	453	156	6	4	1	376	996
153	1774	829	30	27	6	1239	3905
154	882	413	18	26	8	1053	2400
155	803	372	10	20	3	922	2130
156	336	374	7	5	1	333	1056
157	1590	522	24	37	3	1273	3449
158	793	532	9	12	3	608	1957
159	2117	655	24	48	11	1874	4729
160	991	251	13	19	4	708	1986
161	233	406	6	1	0	247	893
162	738	442	12	23	6	646	1867
163	819	671	5	17	1	732	2245
164	1826	597	27	18	8	1032	3508
165	113	517	8	4	2	281	925
166	2709	724	50	52	25	2098	5658
167	949	222	19	14	7	518	1729
168	270	371	7	5	0	325	978
169	1120	1387	15	16	0	1138	3676
170	1038	615	14	16	3	824	2510
171	1062	852	17	14	2	867	2814
172	1553	2247	30	28	9	1860	5727
173	856	1115	18	9	2	952	2952
174	1703	1326	18	44	5	1529	4625
175	903	1670	35	38	5	1395	4046
176	482	734	16	12	3	642	1889

177	1342	1255	35	35	6	1417	4090
178	857	1019	37	16	4	884	2817
179	1071	1584	24	17	4	1014	3714
180	1125	1126	30	34	10	1070	3395
181	1097	1358	24	22	2	1075	3578
182	1248	1300	33	23	8	1304	3916
183	483	603	11	11	2	510	1620
184	1553	2895	35	33	1	2241	6758
185	610	700	23	15	4	630	1982
186	118	126	2	1	0	95	342
187	1191	1415	23	16	2	1035	3682
188	689	1248	18	9	1	862	2827
189	743	366	10	16	4	586	1725
190	815	304	11	21	3	729	1883
191	371	449	15	5	0	365	1205
192	1126	1097	24	23	8	987	3265
193	561	652	2	7	1	448	1671
194	946	1359	18	15	7	1001	3346
195	949	1508	25	42	1	1158	3683
197	866	953	25	33	0	938	2815
198	464	1228	29	17	4	752	2494
199	812	1130	19	16	0	786	2763
200	560	1014	11	9	1	753	2348
201	1072	1093	29	36	5	1222	3457
202	1130	1323	30	21	6	1102	3612
203	722	437	10	19	2	672	1862
204	68	333	4	3	0	149	557
205	811	1012	5	3	1	834	2666
206	111	237	3	2	0	143	496
207	868	782	4	7	0	695	2356
208	505	580	20	16	0	671	1792
209	921	1158	10	1	1	823	2914
210	1064	573	8	11	3	663	2322
211	848	772	10	4	2	647	2283
212	492	616	11	5	2	484	1610
213	142	142	2	5	0	165	456
214	1216	831	13	20	4	903	2987
215	453	676	23	10	7	533	1702
216	772	1049	10	14	0	841	2686
217	555	574	19	31	2	828	2009
218	1914	1949	54	42	4	2005	5968
219	884	979	32	15	7	915	2832
220	1023	1203	20	13	2	955	3216
221	125	349	6	6	1	211	698

222	468	999	30	16	4	833	2350
223	492	601	12	15	0	661	1781
224	1614	2278	54	55	7	2411	6419
225	1220	1143	33	35	12	1274	3717
226	314	395	4	0	2	280	995
227	1775	2104	40	46	5	2259	6229
228	474	410	8	5	2	307	1206
229	1036	2545	59	41	5	1857	5543
230	424	257	6	6	3	344	1040
231	1824	2313	47	50	4	2434	6672
232	1993	1282	38	51	4	2237	5605
233	998	728	19	17	1	872	2635
234	984	601	11	17	4	724	2341
235	2245	971	38	60	8	1781	5103
236	588	150	5	6	1	526	1276
237	746	488	11	13	2	603	1863
238	1106	823	19	16	9	937	2910
239	1572	1007	19	25	4	1174	3801
240	27	47	2	1	0	34	111
241	637	627	13	7	3	579	1866
242	674	871	19	9	2	840	2415
243	533	922	15	8	1	610	2089
244	476	109	5	2	0	368	960
245	1048	204	12	14	6	589	1873
246	1208	198	11	19	16	737	2189
247	249	57	2	5	0	172	485
248	520	105	7	10	0	320	962
249	616	1244	34	30	2	1078	3004
250	19	33	0	0	0	28	80
252	783	958	24	7	3	719	2494
253	91	37	3	2	1	111	245
254	319	149	7	6	2	271	754
257	432	761	12	12	4	619	1840
258	46	137	2	0	0	85	270
260	232	152	5	3	0	176	568
262	864	873	32	20	4	878	2671
264	307	205	6	11	3	310	842
265	94	61	2	1	0	55	213
266	44	96	1	2	0	73	216
267	20	5	0	1	0	16	42
269	83	77	3	1	0	73	237
271	279	227	11	7	0	355	879
272	726	317	7	12	1	609	1672
273	12	14	0	0	0	22	48





# Pima County Recorder

## 2025 CD7 SPECIAL PRIMARY ELECTION

July 15, 2025

### Canvass Information

Our office contributes Voter Registration and Early Voting data to the official election record called the Canvass Report. The Election Department is in charge of adding our data to their tabulation and audit data, and submitting it to the Pima County Board of Supervisors for approval and then on to the AZ Secretary of State. Once final, the Canvass Report is available to the public on the Elections Department Website.

#### Early Ballots Processed

<b>Total Original Ballots Sent</b>	<b>132,089</b>
<i>Total Replacement Ballots Provided</i>	<i>846</i>
<b>Total Early Ballots Returned</b>	<b>57,680</b>
<b>Total Ballots Returned Unvoted *</b>	<b>(4,080)</b>
<b>Total Curable Ballots Rejected **</b>	<b>(108)</b>
<b>Ballots Redlined before Tabulation ***</b>	<b>(17)</b>
<b>Turned over for tabulation</b>	<b>53,462</b>
<b>Ballots Returned but not included</b>	<b>7</b>

**\* Ballots Returned Unvoted:** Ballots returned as Undeliverable or with notation that the voter is deceased. These ballots are retained by the Recorder's Office for Voter Registration Roll maintenance purposes.

**\*\* Curable Ballots Rejected:** Only represents ballots that were eligible to be signature verified but could not confirm voter's signature. Ineligible ballot reasons on the next page.

**\*\*\* Redline:** The Early Election Board rejected the Ballot Affidavit for containing something other than a 2025 CD7 SPECIAL PRIMARY ELECTION ballot and were removed from the turnover receipt. Voters were informed by the Recorder's Office.

## 2025 CD7 SPECIAL PRIMARY ELECTION

### Ballot Curing Outcome Totals

Please note that this chart represents individual ballots. If the original ballot cannot be reconciled, a voter may receive replacement ballots. A voter may also be associated with multiple ballots each containing an issue. Refer to the **Curable Ballots Rejected** value for the number of **VOTERS** whose ballots could not be resolved.

Reason	BALLOT ACCEPTED	BALLOT REJECTED	BALLOT UNVOTED	REPLACEMENT BALLOT ISSUED	Total
DAMAGED	3				<b>3</b>
EMPTY AFFIDAVIT	2	1		2	<b>5</b>
HOUSEHOLD MIX-UP	9			2	<b>11</b>
NO SIGNATURE	29	18		28	<b>75</b>
NOT ELIGIBLE	3	10		2	<b>15</b>
SIGNED BY POA	1	2			<b>3</b>
UNABLE TO VERIFY SIGNATURE	231	72		2	<b>305</b>
UNDELIVERABLE	154		4,077	96	<b>4,327</b>
VOTED TWICE	1	5			<b>6</b>
VOTER DECEASED			3		<b>3</b>
<b>Total</b>	<b>433</b>	<b>108</b>	<b>4,080</b>	<b>132</b>	<b>4,753</b>



# 2025 CD7 SPECIAL PRIMARY ELECTION

## Ballot Curing Outcome Total (By Precinct)

	Num Issues	Accepted	Rejected
<b>PRECINCT: 1</b>			
UNDELIVERABLE	42	0	42
<i>Precinct Total:</i>	42	0	42
<b>PRECINCT: 2</b>			
UNDELIVERABLE	11	0	11
<i>Precinct Total:</i>	11	0	11
<b>PRECINCT: 3</b>			
UNDELIVERABLE	2	0	2
<i>Precinct Total:</i>	2	0	2
<b>PRECINCT: 4</b>			
UNABLE TO VERIFY SIGNATURE	1	1	0
UNDELIVERABLE	6	0	6
<i>Precinct Total:</i>	7	1	6
<b>PRECINCT: 5</b>			
NO SIGNATURE	1	0	1
NOT ELIGIBLE	1	0	1
UNABLE TO VERIFY SIGNATURE	5	5	0
UNDELIVERABLE	70	1	69
<i>Precinct Total:</i>	77	6	71
<b>PRECINCT: 7</b>			
UNDELIVERABLE	1	0	1
<i>Precinct Total:</i>	1	0	1

## 2025 CD7 SPECIAL PRIMARY ELECTION

### Ballot Curing Outcome Total (By Precinct)

<b>PRECINCT: 8</b>			
UNDELIVERABLE	5	0	5
<i>Precinct Total:</i>	5	0	5

<b>PRECINCT: 16</b>			
UNABLE TO VERIFY SIGNATURE	6	2	4
UNDELIVERABLE	38	2	36
<i>Precinct Total:</i>	44	4	40

<b>PRECINCT: 17</b>			
UNABLE TO VERIFY SIGNATURE	4	4	0
UNDELIVERABLE	39	3	36
<i>Precinct Total:</i>	43	7	36

<b>PRECINCT: 18</b>			
DAMAGED	1	1	0
NO SIGNATURE	2	1	1
UNABLE TO VERIFY SIGNATURE	5	5	0
UNDELIVERABLE	48	2	46
<i>Precinct Total:</i>	56	9	47

<b>PRECINCT: 19</b>			
UNDELIVERABLE	14	0	14
<i>Precinct Total:</i>	14	0	14

<b>PRECINCT: 20</b>			
UNABLE TO VERIFY SIGNATURE	4	2	2
UNDELIVERABLE	28	0	28
<i>Precinct Total:</i>	32	2	30

<b>PRECINCT: 21</b>			
NO SIGNATURE	2	1	1

## 2025 CD7 SPECIAL PRIMARY ELECTION

### Ballot Curing Outcome Total (By Precinct)

NOT ELIGIBLE	1	0	1
SIGNED BY POA	1	1	0
UNABLE TO VERIFY SIGNATURE	3	3	0
UNDELIVERABLE	113	4	109
VOTER DECEASED	1	0	1
<i>Precinct Total:</i>	<i>121</i>	<i>9</i>	<i>112</i>

<b>PRECINCT: 22</b>			
NO SIGNATURE	5	1	4
NOT ELIGIBLE	1	0	1
UNABLE TO VERIFY SIGNATURE	5	5	0
UNDELIVERABLE	36	0	36
<i>Precinct Total:</i>	<i>47</i>	<i>6</i>	<i>41</i>

<b>PRECINCT: 23</b>			
UNABLE TO VERIFY SIGNATURE	10	5	5
UNDELIVERABLE	33	3	30
<i>Precinct Total:</i>	<i>43</i>	<i>8</i>	<i>35</i>

<b>PRECINCT: 25</b>			
UNABLE TO VERIFY SIGNATURE	7	3	4
UNDELIVERABLE	48	0	48
VOTED TWICE	1	0	1
<i>Precinct Total:</i>	<i>56</i>	<i>3</i>	<i>53</i>

<b>PRECINCT: 26</b>			
EMPTY AFFIDAVIT	1	0	1
UNABLE TO VERIFY SIGNATURE	3	2	1
UNDELIVERABLE	23	1	22
<i>Precinct Total:</i>	<i>27</i>	<i>3</i>	<i>24</i>

<b>PRECINCT: 28</b>			
NO SIGNATURE	1	0	1

## 2025 CD7 SPECIAL PRIMARY ELECTION

### Ballot Curing Outcome Total (By Precinct)

UNABLE TO VERIFY SIGNATURE	1	1	0
UNDELIVERABLE	16	0	16
<i>Precinct Total:</i>	<i>18</i>	<i>1</i>	<i>17</i>

#### **PRECINCT: 31**

UNABLE TO VERIFY SIGNATURE	1	1	0
UNDELIVERABLE	31	0	31
<i>Precinct Total:</i>	<i>32</i>	<i>1</i>	<i>31</i>

#### **PRECINCT: 32**

EMPTY AFFIDAVIT	1	0	1
NO SIGNATURE	1	1	0
UNABLE TO VERIFY SIGNATURE	3	2	1
UNDELIVERABLE	78	0	78
<i>Precinct Total:</i>	<i>83</i>	<i>3</i>	<i>80</i>

#### **PRECINCT: 33**

UNABLE TO VERIFY SIGNATURE	3	3	0
UNDELIVERABLE	73	1	72
<i>Precinct Total:</i>	<i>76</i>	<i>4</i>	<i>72</i>

#### **PRECINCT: 34**

NOT ELIGIBLE	1	1	0
UNABLE TO VERIFY SIGNATURE	1	1	0
UNDELIVERABLE	27	0	27
<i>Precinct Total:</i>	<i>29</i>	<i>2</i>	<i>27</i>

#### **PRECINCT: 36**

UNABLE TO VERIFY SIGNATURE	6	6	0
UNDELIVERABLE	69	1	68
<i>Precinct Total:</i>	<i>75</i>	<i>7</i>	<i>68</i>

## 2025 CD7 SPECIAL PRIMARY ELECTION

### Ballot Curing Outcome Total (By Precinct)

<b>PRECINCT: 37</b>			
HOUSEHOLD MIX-UP	1	1	0
UNABLE TO VERIFY SIGNATURE	3	3	0
UNDELIVERABLE	31	0	31
<i>Precinct Total:</i>	35	4	31

<b>PRECINCT: 38</b>			
NO SIGNATURE	1	0	1
UNABLE TO VERIFY SIGNATURE	2	2	0
UNDELIVERABLE	43	1	42
<i>Precinct Total:</i>	46	3	43

<b>PRECINCT: 41</b>			
HOUSEHOLD MIX-UP	2	1	1
NO SIGNATURE	1	1	0
UNABLE TO VERIFY SIGNATURE	19	11	8
UNDELIVERABLE	89	3	86
VOTER DECEASED	1	0	1
<i>Precinct Total:</i>	112	16	96

<b>PRECINCT: 42</b>			
NOT ELIGIBLE	1	0	1
UNABLE TO VERIFY SIGNATURE	4	4	0
UNDELIVERABLE	159	5	154
<i>Precinct Total:</i>	164	9	155

<b>PRECINCT: 43</b>			
NO SIGNATURE	2	0	2
UNABLE TO VERIFY SIGNATURE	2	2	0
UNDELIVERABLE	56	1	55
VOTED TWICE	1	0	1
<i>Precinct Total:</i>	61	3	58

## 2025 CD7 SPECIAL PRIMARY ELECTION

### Ballot Curing Outcome Total (By Precinct)

<b>PRECINCT: 44</b>			
NO SIGNATURE	1	0	1
UNABLE TO VERIFY SIGNATURE	5	5	0
UNDELIVERABLE	85	2	83
<i>Precinct Total:</i>	91	7	84

<b>PRECINCT: 45</b>			
NO SIGNATURE	2	0	2
UNABLE TO VERIFY SIGNATURE	2	2	0
UNDELIVERABLE	57	5	52
<i>Precinct Total:</i>	61	7	54

<b>PRECINCT: 47</b>			
NO SIGNATURE	1	1	0
UNABLE TO VERIFY SIGNATURE	7	5	2
UNDELIVERABLE	64	0	64
<i>Precinct Total:</i>	72	6	66

<b>PRECINCT: 48</b>			
NO SIGNATURE	1	1	0
NOT ELIGIBLE	1	1	0
UNABLE TO VERIFY SIGNATURE	3	3	0
UNDELIVERABLE	57	1	56
<i>Precinct Total:</i>	62	6	56

<b>PRECINCT: 50</b>			
DAMAGED	1	1	0
NO SIGNATURE	1	1	0
UNDELIVERABLE	24	0	24
<i>Precinct Total:</i>	26	2	24

## 2025 CD7 SPECIAL PRIMARY ELECTION

### Ballot Curing Outcome Total (By Precinct)

<b>PRECINCT: 51</b>			
UNABLE TO VERIFY SIGNATURE	2	1	1
UNDELIVERABLE	12	0	12
<i>Precinct Total:</i>	<i>14</i>	<i>1</i>	<i>13</i>

<b>PRECINCT: 52</b>			
UNABLE TO VERIFY SIGNATURE	3	1	2
UNDELIVERABLE	22	0	22
<i>Precinct Total:</i>	<i>25</i>	<i>1</i>	<i>24</i>

<b>PRECINCT: 53</b>			
HOUSEHOLD MIX-UP	1	0	1
NO SIGNATURE	2	0	2
UNABLE TO VERIFY SIGNATURE	7	4	3
UNDELIVERABLE	105	0	105
<i>Precinct Total:</i>	<i>115</i>	<i>4</i>	<i>111</i>

<b>PRECINCT: 59</b>			
UNABLE TO VERIFY SIGNATURE	5	4	1
UNDELIVERABLE	20	0	20
<i>Precinct Total:</i>	<i>25</i>	<i>4</i>	<i>21</i>

<b>PRECINCT: 60</b>			
NO SIGNATURE	1	0	1
UNABLE TO VERIFY SIGNATURE	3	3	0
UNDELIVERABLE	32	2	30
<i>Precinct Total:</i>	<i>36</i>	<i>5</i>	<i>31</i>

<b>PRECINCT: 62</b>			
NOT ELIGIBLE	1	0	1
UNABLE TO VERIFY SIGNATURE	3	3	0

## 2025 CD7 SPECIAL PRIMARY ELECTION

### Ballot Curing Outcome Total (By Precinct)

UNDELIVERABLE	166	1	165
<i>Precinct Total:</i>	<i>170</i>	<i>4</i>	<i>166</i>

<b>PRECINCT: 63</b>			
NO SIGNATURE	1	0	1
UNABLE TO VERIFY SIGNATURE	1	1	0
UNDELIVERABLE	47	4	43
<i>Precinct Total:</i>	<i>49</i>	<i>5</i>	<i>44</i>

<b>PRECINCT: 64</b>			
UNABLE TO VERIFY SIGNATURE	2	1	1
UNDELIVERABLE	40	1	39
<i>Precinct Total:</i>	<i>42</i>	<i>2</i>	<i>40</i>

<b>PRECINCT: 66</b>			
NO SIGNATURE	1	0	1
UNABLE TO VERIFY SIGNATURE	2	2	0
UNDELIVERABLE	32	0	32
<i>Precinct Total:</i>	<i>35</i>	<i>2</i>	<i>33</i>

<b>PRECINCT: 68</b>			
UNDELIVERABLE	34	0	34
<i>Precinct Total:</i>	<i>34</i>	<i>0</i>	<i>34</i>

<b>PRECINCT: 70</b>			
UNDELIVERABLE	13	0	13
<i>Precinct Total:</i>	<i>13</i>	<i>0</i>	<i>13</i>

<b>PRECINCT: 73</b>			
NO SIGNATURE	3	3	0
UNABLE TO VERIFY SIGNATURE	1	1	0



## 2025 CD7 SPECIAL PRIMARY ELECTION

### Ballot Curing Outcome Total (By Precinct)

UNDELIVERABLE	80	9	71
<i>Precinct Total:</i>	<i>84</i>	<i>13</i>	<i>71</i>

<b>PRECINCT: 76</b>			
UNDELIVERABLE	4	0	4
<i>Precinct Total:</i>	<i>4</i>	<i>0</i>	<i>4</i>

<b>PRECINCT: 78</b>			
NO SIGNATURE	2	1	1
UNABLE TO VERIFY SIGNATURE	1	1	0
UNDELIVERABLE	51	5	46
<i>Precinct Total:</i>	<i>54</i>	<i>7</i>	<i>47</i>

<b>PRECINCT: 80</b>			
NO SIGNATURE	2	2	0
UNABLE TO VERIFY SIGNATURE	2	2	0
UNDELIVERABLE	74	0	74
VOTED TWICE	1	1	0
<i>Precinct Total:</i>	<i>79</i>	<i>5</i>	<i>74</i>

<b>PRECINCT: 82</b>			
UNABLE TO VERIFY SIGNATURE	5	3	2
UNDELIVERABLE	32	1	31
<i>Precinct Total:</i>	<i>37</i>	<i>4</i>	<i>33</i>

<b>PRECINCT: 83</b>			
NOT ELIGIBLE	1	1	0
UNDELIVERABLE	57	2	55
<i>Precinct Total:</i>	<i>58</i>	<i>3</i>	<i>55</i>

<b>PRECINCT: 86</b>			
HOUSEHOLD MIX-UP	1	1	0

## 2025 CD7 SPECIAL PRIMARY ELECTION

### Ballot Curing Outcome Total (By Precinct)

SIGNED BY POA	1	0	1
UNABLE TO VERIFY SIGNATURE	7	5	2
UNDELIVERABLE	44	2	42
VOTED TWICE	1	0	1
<i>Precinct Total:</i>	<i>54</i>	<i>8</i>	<i>46</i>

<b>PRECINCT: 92</b>			
HOUSEHOLD MIX-UP	1	1	0
UNABLE TO VERIFY SIGNATURE	2	2	0
UNDELIVERABLE	51	0	51
<i>Precinct Total:</i>	<i>54</i>	<i>3</i>	<i>51</i>

<b>PRECINCT: 96</b>			
NO SIGNATURE	1	1	0
UNABLE TO VERIFY SIGNATURE	3	3	0
UNDELIVERABLE	39	6	33
<i>Precinct Total:</i>	<i>43</i>	<i>10</i>	<i>33</i>

<b>PRECINCT: 97</b>			
NO SIGNATURE	2	0	2
UNABLE TO VERIFY SIGNATURE	4	3	1
UNDELIVERABLE	26	1	25
<i>Precinct Total:</i>	<i>32</i>	<i>4</i>	<i>28</i>

<b>PRECINCT: 98</b>			
HOUSEHOLD MIX-UP	1	1	0
NO SIGNATURE	3	0	3
NOT ELIGIBLE	3	0	3
UNABLE TO VERIFY SIGNATURE	6	4	2
UNDELIVERABLE	76	0	76
<i>Precinct Total:</i>	<i>89</i>	<i>5</i>	<i>84</i>

## 2025 CD7 SPECIAL PRIMARY ELECTION

### Ballot Curing Outcome Total (By Precinct)

<b>PRECINCT: 101</b>			
UNABLE TO VERIFY SIGNATURE	4	2	2
UNDELIVERABLE	28	2	26
<i>Precinct Total:</i>	32	4	28

<b>PRECINCT: 102</b>			
NOT ELIGIBLE	1	0	1
UNDELIVERABLE	7	0	7
<i>Precinct Total:</i>	8	0	8

<b>PRECINCT: 105</b>			
EMPTY AFFIDAVIT	1	1	0
UNABLE TO VERIFY SIGNATURE	1	0	1
UNDELIVERABLE	37	0	37
<i>Precinct Total:</i>	39	1	38

<b>PRECINCT: 110</b>			
UNABLE TO VERIFY SIGNATURE	3	2	1
UNDELIVERABLE	12	1	11
<i>Precinct Total:</i>	15	3	12

<b>PRECINCT: 111</b>			
NO SIGNATURE	3	0	3
UNABLE TO VERIFY SIGNATURE	1	1	0
UNDELIVERABLE	25	0	25
<i>Precinct Total:</i>	29	1	28

<b>PRECINCT: 113</b>			
NO SIGNATURE	3	2	1
UNABLE TO VERIFY SIGNATURE	2	2	0
UNDELIVERABLE	36	0	36
<i>Precinct Total:</i>	41	4	37

## 2025 CD7 SPECIAL PRIMARY ELECTION

### Ballot Curing Outcome Total (By Precinct)

<b>PRECINCT: 117</b>			
UNABLE TO VERIFY SIGNATURE	4	3	1
UNDELIVERABLE	48	1	47
<i>Precinct Total:</i>	52	4	48

<b>PRECINCT: 119</b>			
NO SIGNATURE	2	1	1
UNABLE TO VERIFY SIGNATURE	2	1	1
UNDELIVERABLE	56	1	55
<i>Precinct Total:</i>	60	3	57

<b>PRECINCT: 120</b>			
NOT ELIGIBLE	1	0	1
UNABLE TO VERIFY SIGNATURE	7	7	0
UNDELIVERABLE	26	1	25
<i>Precinct Total:</i>	34	8	26

<b>PRECINCT: 122</b>			
UNABLE TO VERIFY SIGNATURE	1	1	0
UNDELIVERABLE	32	0	32
<i>Precinct Total:</i>	33	1	32

<b>PRECINCT: 136</b>			
UNDELIVERABLE	1	0	1
<i>Precinct Total:</i>	1	0	1

<b>PRECINCT: 139</b>			
UNDELIVERABLE	8	0	8
<i>Precinct Total:</i>	8	0	8

<b>PRECINCT: 143</b>			
UNABLE TO VERIFY SIGNATURE	5	4	1

## 2025 CD7 SPECIAL PRIMARY ELECTION

### Ballot Curing Outcome Total (By Precinct)

UNDELIVERABLE	30	2	28
<i>Precinct Total:</i>	35	6	29

<b>PRECINCT: 144</b>			
UNABLE TO VERIFY SIGNATURE	1	0	1
UNDELIVERABLE	16	0	16
<i>Precinct Total:</i>	17	0	17

<b>PRECINCT: 147</b>			
EMPTY AFFIDAVIT	1	1	0
UNDELIVERABLE	70	0	70
<i>Precinct Total:</i>	71	1	70

<b>PRECINCT: 151</b>			
UNABLE TO VERIFY SIGNATURE	1	1	0
UNDELIVERABLE	34	0	34
<i>Precinct Total:</i>	35	1	34

<b>PRECINCT: 152</b>			
UNABLE TO VERIFY SIGNATURE	1	1	0
UNDELIVERABLE	10	0	10
<i>Precinct Total:</i>	11	1	10

<b>PRECINCT: 153</b>			
NO SIGNATURE	2	0	2
UNABLE TO VERIFY SIGNATURE	4	3	1
UNDELIVERABLE	30	1	29
<i>Precinct Total:</i>	36	4	32

<b>PRECINCT: 154</b>			
NO SIGNATURE	1	0	1
UNABLE TO VERIFY SIGNATURE	2	1	1

## 2025 CD7 SPECIAL PRIMARY ELECTION

### Ballot Curing Outcome Total (By Precinct)

UNDELIVERABLE	38	0	38
<i>Precinct Total:</i>	<i>41</i>	<i>1</i>	<i>40</i>

<b>PRECINCT: 155</b>			
NO SIGNATURE	1	0	1
UNABLE TO VERIFY SIGNATURE	1	1	0
UNDELIVERABLE	15	0	15
<i>Precinct Total:</i>	<i>17</i>	<i>1</i>	<i>16</i>

<b>PRECINCT: 156</b>			
NO SIGNATURE	1	0	1
UNABLE TO VERIFY SIGNATURE	1	1	0
UNDELIVERABLE	19	0	19
<i>Precinct Total:</i>	<i>21</i>	<i>1</i>	<i>20</i>

<b>PRECINCT: 157</b>			
UNABLE TO VERIFY SIGNATURE	1	0	1
UNDELIVERABLE	28	0	28
<i>Precinct Total:</i>	<i>29</i>	<i>0</i>	<i>29</i>

<b>PRECINCT: 159</b>			
UNABLE TO VERIFY SIGNATURE	5	3	2
UNDELIVERABLE	50	1	49
<i>Precinct Total:</i>	<i>55</i>	<i>4</i>	<i>51</i>

<b>PRECINCT: 160</b>			
NO SIGNATURE	3	3	0
UNABLE TO VERIFY SIGNATURE	3	3	0
UNDELIVERABLE	15	0	15
<i>Precinct Total:</i>	<i>21</i>	<i>6</i>	<i>15</i>

## 2025 CD7 SPECIAL PRIMARY ELECTION

### Ballot Curing Outcome Total (By Precinct)

<b>PRECINCT: 166</b>			
NO SIGNATURE	3	1	2
NOT ELIGIBLE	1	0	1
UNABLE TO VERIFY SIGNATURE	7	5	2
UNDELIVERABLE	138	9	129
VOTED TWICE	2	0	2
<i>Precinct Total:</i>	<i>151</i>	<i>15</i>	<i>136</i>

<b>PRECINCT: 167</b>			
UNABLE TO VERIFY SIGNATURE	3	3	0
UNDELIVERABLE	40	1	39
<i>Precinct Total:</i>	<i>43</i>	<i>4</i>	<i>39</i>

<b>PRECINCT: 168</b>			
NO SIGNATURE	1	0	1
UNABLE TO VERIFY SIGNATURE	2	2	0
UNDELIVERABLE	28	0	28
<i>Precinct Total:</i>	<i>31</i>	<i>2</i>	<i>29</i>

<b>PRECINCT: 186</b>			
UNDELIVERABLE	4	0	4
<i>Precinct Total:</i>	<i>4</i>	<i>0</i>	<i>4</i>

<b>PRECINCT: 189</b>			
UNABLE TO VERIFY SIGNATURE	1	1	0
UNDELIVERABLE	36	1	35
<i>Precinct Total:</i>	<i>37</i>	<i>2</i>	<i>35</i>

<b>PRECINCT: 190</b>			
UNABLE TO VERIFY SIGNATURE	2	2	0
UNDELIVERABLE	14	0	14
<i>Precinct Total:</i>	<i>16</i>	<i>2</i>	<i>14</i>

## 2025 CD7 SPECIAL PRIMARY ELECTION

### Ballot Curing Outcome Total (By Precinct)

<b>PRECINCT: 203</b>			
NO SIGNATURE	1	1	0
UNABLE TO VERIFY SIGNATURE	1	1	0
UNDELIVERABLE	21	0	21
<i>Precinct Total:</i>	<i>23</i>	<i>2</i>	<i>21</i>

<b>PRECINCT: 204</b>			
UNDELIVERABLE	3	0	3
<i>Precinct Total:</i>	<i>3</i>	<i>0</i>	<i>3</i>

<b>PRECINCT: 208</b>			
UNABLE TO VERIFY SIGNATURE	3	1	2
UNDELIVERABLE	21	1	20
<i>Precinct Total:</i>	<i>24</i>	<i>2</i>	<i>22</i>

<b>PRECINCT: 215</b>			
HOUSEHOLD MIX-UP	1	1	0
UNABLE TO VERIFY SIGNATURE	1	1	0
UNDELIVERABLE	29	1	28
<i>Precinct Total:</i>	<i>31</i>	<i>3</i>	<i>28</i>

<b>PRECINCT: 222</b>			
NO SIGNATURE	2	1	1
UNABLE TO VERIFY SIGNATURE	1	1	0
UNDELIVERABLE	35	0	35
<i>Precinct Total:</i>	<i>38</i>	<i>2</i>	<i>36</i>

<b>PRECINCT: 227</b>			
HOUSEHOLD MIX-UP	1	1	0
NO SIGNATURE	2	0	2
UNABLE TO VERIFY SIGNATURE	12	9	3



## 2025 CD7 SPECIAL PRIMARY ELECTION

### Ballot Curing Outcome Total (By Precinct)

UNDELIVERABLE	123	1	122
<i>Precinct Total:</i>	<i>138</i>	<i>11</i>	<i>127</i>

<b>PRECINCT: 228</b>			
NO SIGNATURE	1	0	1
UNABLE TO VERIFY SIGNATURE	1	0	1
UNDELIVERABLE	30	0	30
<i>Precinct Total:</i>	<i>32</i>	<i>0</i>	<i>32</i>

<b>PRECINCT: 231</b>			
NO SIGNATURE	2	1	1
UNABLE TO VERIFY SIGNATURE	7	4	3
UNDELIVERABLE	108	0	108
<i>Precinct Total:</i>	<i>117</i>	<i>5</i>	<i>112</i>

<b>PRECINCT: 232</b>			
NO SIGNATURE	2	1	1
NOT ELIGIBLE	1	0	1
UNABLE TO VERIFY SIGNATURE	3	3	0
UNDELIVERABLE	49	0	49
<i>Precinct Total:</i>	<i>55</i>	<i>4</i>	<i>51</i>

<b>PRECINCT: 233</b>			
DAMAGED	1	1	0
UNABLE TO VERIFY SIGNATURE	6	4	2
UNDELIVERABLE	28	0	28
<i>Precinct Total:</i>	<i>35</i>	<i>5</i>	<i>30</i>

<b>PRECINCT: 234</b>			
UNABLE TO VERIFY SIGNATURE	3	2	1
UNDELIVERABLE	38	2	36
<i>Precinct Total:</i>	<i>41</i>	<i>4</i>	<i>37</i>

## 2025 CD7 SPECIAL PRIMARY ELECTION

### Ballot Curing Outcome Total (By Precinct)

<b>PRECINCT: 235</b>			
UNABLE TO VERIFY SIGNATURE	9	7	2
UNDELIVERABLE	51	0	51
<i>Precinct Total:</i>	<i>60</i>	<i>7</i>	<i>53</i>

<b>PRECINCT: 236</b>			
UNDELIVERABLE	11	0	11
<i>Precinct Total:</i>	<i>11</i>	<i>0</i>	<i>11</i>

<b>PRECINCT: 244</b>			
NO SIGNATURE	1	0	1
UNABLE TO VERIFY SIGNATURE	1	1	0
UNDELIVERABLE	9	0	9
<i>Precinct Total:</i>	<i>11</i>	<i>1</i>	<i>10</i>

<b>PRECINCT: 245</b>			
NO SIGNATURE	1	1	0
UNABLE TO VERIFY SIGNATURE	4	2	2
UNDELIVERABLE	28	3	25
<i>Precinct Total:</i>	<i>33</i>	<i>6</i>	<i>27</i>

<b>PRECINCT: 246</b>			
EMPTY AFFIDAVIT	1	0	1
HOUSEHOLD MIX-UP	1	1	0
UNABLE TO VERIFY SIGNATURE	4	4	0
UNDELIVERABLE	42	2	40
<i>Precinct Total:</i>	<i>48</i>	<i>7</i>	<i>41</i>

<b>PRECINCT: 247</b>			
NO SIGNATURE	1	1	0
UNDELIVERABLE	9	0	9
<i>Precinct Total:</i>	<i>10</i>	<i>1</i>	<i>9</i>

## 2025 CD7 SPECIAL PRIMARY ELECTION

### Ballot Curing Outcome Total (By Precinct)

<b>PRECINCT: 248</b>			
UNABLE TO VERIFY SIGNATURE	2	2	0
UNDELIVERABLE	9	0	9
<i>Precinct Total:</i>	<i>11</i>	<i>2</i>	<i>9</i>

<b>PRECINCT: 257</b>			
SIGNED BY POA	1	0	1
UNABLE TO VERIFY SIGNATURE	1	1	0
UNDELIVERABLE	35	1	34
<i>Precinct Total:</i>	<i>37</i>	<i>2</i>	<i>35</i>

<b>PRECINCT: 258</b>			
UNDELIVERABLE	4	0	4
<i>Precinct Total:</i>	<i>4</i>	<i>0</i>	<i>4</i>

<b>PRECINCT: 264</b>			
HOUSEHOLD MIX-UP	1	1	0
UNDELIVERABLE	28	2	26
<i>Precinct Total:</i>	<i>29</i>	<i>3</i>	<i>26</i>

<b>PRECINCT: 271</b>			
NO SIGNATURE	1	0	1
UNABLE TO VERIFY SIGNATURE	2	2	0
UNDELIVERABLE	13	0	13
VOTER DECEASED	1	0	1
<i>Precinct Total:</i>	<i>17</i>	<i>2</i>	<i>15</i>

<b>PRECINCT: 272</b>			
UNABLE TO VERIFY SIGNATURE	5	4	1
UNDELIVERABLE	10	1	9
<i>Precinct Total:</i>	<i>15</i>	<i>5</i>	<i>10</i>

<b>Total</b>	<b>4663</b>	<b>383</b>	<b>4280</b>
--------------	-------------	------------	-------------

## 2025 CD7 SPECIAL PRIMARY ELECTION

Ballot Curing Outcome Total (By Precinct)

# 2025 CD7 SPECIAL PRIMARY ELECTION

## Ballot Curing Outcome Total (By Precinct)

	Num Issues	Accepted	Rejected
<b>PRECINCT: 1</b>			
UNDELIVERABLE	42	0	42
<i>Precinct Total:</i>	42	0	42
<b>PRECINCT: 2</b>			
UNDELIVERABLE	11	0	11
<i>Precinct Total:</i>	11	0	11
<b>PRECINCT: 3</b>			
UNDELIVERABLE	2	0	2
<i>Precinct Total:</i>	2	0	2
<b>PRECINCT: 4</b>			
UNABLE TO VERIFY SIGNATURE	1	1	0
UNDELIVERABLE	6	0	6
<i>Precinct Total:</i>	7	1	6
<b>PRECINCT: 5</b>			
NO SIGNATURE	1	0	1
NOT ELIGIBLE	1	0	1
UNABLE TO VERIFY SIGNATURE	5	5	0
UNDELIVERABLE	70	1	69
<i>Precinct Total:</i>	77	6	71
<b>PRECINCT: 7</b>			
UNDELIVERABLE	1	0	1
<i>Precinct Total:</i>	1	0	1

## 2025 CD7 SPECIAL PRIMARY ELECTION

### Ballot Curing Outcome Total (By Precinct)

<b>PRECINCT: 8</b>			
UNDELIVERABLE	5	0	5
<i>Precinct Total:</i>	5	0	5

<b>PRECINCT: 16</b>			
UNABLE TO VERIFY SIGNATURE	6	2	4
UNDELIVERABLE	38	2	36
<i>Precinct Total:</i>	44	4	40

<b>PRECINCT: 17</b>			
UNABLE TO VERIFY SIGNATURE	4	4	0
UNDELIVERABLE	39	3	36
<i>Precinct Total:</i>	43	7	36

<b>PRECINCT: 18</b>			
DAMAGED	1	1	0
NO SIGNATURE	2	1	1
UNABLE TO VERIFY SIGNATURE	5	5	0
UNDELIVERABLE	48	2	46
<i>Precinct Total:</i>	56	9	47

<b>PRECINCT: 19</b>			
UNDELIVERABLE	14	0	14
<i>Precinct Total:</i>	14	0	14

<b>PRECINCT: 20</b>			
UNABLE TO VERIFY SIGNATURE	4	2	2
UNDELIVERABLE	28	0	28
<i>Precinct Total:</i>	32	2	30

<b>PRECINCT: 21</b>			
NO SIGNATURE	2	1	1

## 2025 CD7 SPECIAL PRIMARY ELECTION

### Ballot Curing Outcome Total (By Precinct)

NOT ELIGIBLE	1	0	1
SIGNED BY POA	1	1	0
UNABLE TO VERIFY SIGNATURE	3	3	0
UNDELIVERABLE	113	4	109
VOTER DECEASED	1	0	1
<i>Precinct Total:</i>	<i>121</i>	<i>9</i>	<i>112</i>

<b>PRECINCT: 22</b>			
NO SIGNATURE	5	1	4
NOT ELIGIBLE	1	0	1
UNABLE TO VERIFY SIGNATURE	5	5	0
UNDELIVERABLE	36	0	36
<i>Precinct Total:</i>	<i>47</i>	<i>6</i>	<i>41</i>

<b>PRECINCT: 23</b>			
UNABLE TO VERIFY SIGNATURE	10	5	5
UNDELIVERABLE	33	3	30
<i>Precinct Total:</i>	<i>43</i>	<i>8</i>	<i>35</i>

<b>PRECINCT: 25</b>			
UNABLE TO VERIFY SIGNATURE	7	3	4
UNDELIVERABLE	48	0	48
VOTED TWICE	1	0	1
<i>Precinct Total:</i>	<i>56</i>	<i>3</i>	<i>53</i>

<b>PRECINCT: 26</b>			
EMPTY AFFIDAVIT	1	0	1
UNABLE TO VERIFY SIGNATURE	3	2	1
UNDELIVERABLE	23	1	22
<i>Precinct Total:</i>	<i>27</i>	<i>3</i>	<i>24</i>

<b>PRECINCT: 28</b>			
NO SIGNATURE	1	0	1

## 2025 CD7 SPECIAL PRIMARY ELECTION

### Ballot Curing Outcome Total (By Precinct)

UNABLE TO VERIFY SIGNATURE	1	1	0
UNDELIVERABLE	16	0	16
<i>Precinct Total:</i>	<i>18</i>	<i>1</i>	<i>17</i>

<b>PRECINCT: 31</b>			
UNABLE TO VERIFY SIGNATURE	1	1	0
UNDELIVERABLE	31	0	31
<i>Precinct Total:</i>	<i>32</i>	<i>1</i>	<i>31</i>

<b>PRECINCT: 32</b>			
EMPTY AFFIDAVIT	1	0	1
NO SIGNATURE	1	1	0
UNABLE TO VERIFY SIGNATURE	3	2	1
UNDELIVERABLE	78	0	78
<i>Precinct Total:</i>	<i>83</i>	<i>3</i>	<i>80</i>

<b>PRECINCT: 33</b>			
UNABLE TO VERIFY SIGNATURE	3	3	0
UNDELIVERABLE	73	1	72
<i>Precinct Total:</i>	<i>76</i>	<i>4</i>	<i>72</i>

<b>PRECINCT: 34</b>			
NOT ELIGIBLE	1	1	0
UNABLE TO VERIFY SIGNATURE	1	1	0
UNDELIVERABLE	27	0	27
<i>Precinct Total:</i>	<i>29</i>	<i>2</i>	<i>27</i>

<b>PRECINCT: 36</b>			
UNABLE TO VERIFY SIGNATURE	6	6	0
UNDELIVERABLE	69	1	68
<i>Precinct Total:</i>	<i>75</i>	<i>7</i>	<i>68</i>



## 2025 CD7 SPECIAL PRIMARY ELECTION

### Ballot Curing Outcome Total (By Precinct)

<b>PRECINCT: 37</b>			
HOUSEHOLD MIX-UP	1	1	0
UNABLE TO VERIFY SIGNATURE	3	3	0
UNDELIVERABLE	31	0	31
<i>Precinct Total:</i>	35	4	31

<b>PRECINCT: 38</b>			
NO SIGNATURE	1	0	1
UNABLE TO VERIFY SIGNATURE	2	2	0
UNDELIVERABLE	43	1	42
<i>Precinct Total:</i>	46	3	43

<b>PRECINCT: 41</b>			
HOUSEHOLD MIX-UP	2	1	1
NO SIGNATURE	1	1	0
UNABLE TO VERIFY SIGNATURE	19	11	8
UNDELIVERABLE	89	3	86
VOTER DECEASED	1	0	1
<i>Precinct Total:</i>	112	16	96

<b>PRECINCT: 42</b>			
NOT ELIGIBLE	1	0	1
UNABLE TO VERIFY SIGNATURE	4	4	0
UNDELIVERABLE	159	5	154
<i>Precinct Total:</i>	164	9	155

<b>PRECINCT: 43</b>			
NO SIGNATURE	2	0	2
UNABLE TO VERIFY SIGNATURE	2	2	0
UNDELIVERABLE	56	1	55
VOTED TWICE	1	0	1
<i>Precinct Total:</i>	61	3	58

## 2025 CD7 SPECIAL PRIMARY ELECTION

### Ballot Curing Outcome Total (By Precinct)

<b>PRECINCT: 44</b>			
NO SIGNATURE	1	0	1
UNABLE TO VERIFY SIGNATURE	5	5	0
UNDELIVERABLE	85	2	83
<i>Precinct Total:</i>	91	7	84

<b>PRECINCT: 45</b>			
NO SIGNATURE	2	0	2
UNABLE TO VERIFY SIGNATURE	2	2	0
UNDELIVERABLE	57	5	52
<i>Precinct Total:</i>	61	7	54

<b>PRECINCT: 47</b>			
NO SIGNATURE	1	1	0
UNABLE TO VERIFY SIGNATURE	7	5	2
UNDELIVERABLE	64	0	64
<i>Precinct Total:</i>	72	6	66

<b>PRECINCT: 48</b>			
NO SIGNATURE	1	1	0
NOT ELIGIBLE	1	1	0
UNABLE TO VERIFY SIGNATURE	3	3	0
UNDELIVERABLE	57	1	56
<i>Precinct Total:</i>	62	6	56

<b>PRECINCT: 50</b>			
DAMAGED	1	1	0
NO SIGNATURE	1	1	0
UNDELIVERABLE	24	0	24
<i>Precinct Total:</i>	26	2	24

## 2025 CD7 SPECIAL PRIMARY ELECTION

### Ballot Curing Outcome Total (By Precinct)

<b>PRECINCT: 51</b>			
UNABLE TO VERIFY SIGNATURE	2	1	1
UNDELIVERABLE	12	0	12
<i>Precinct Total:</i>	<i>14</i>	<i>1</i>	<i>13</i>

<b>PRECINCT: 52</b>			
UNABLE TO VERIFY SIGNATURE	3	1	2
UNDELIVERABLE	22	0	22
<i>Precinct Total:</i>	<i>25</i>	<i>1</i>	<i>24</i>

<b>PRECINCT: 53</b>			
HOUSEHOLD MIX-UP	1	0	1
NO SIGNATURE	2	0	2
UNABLE TO VERIFY SIGNATURE	7	4	3
UNDELIVERABLE	105	0	105
<i>Precinct Total:</i>	<i>115</i>	<i>4</i>	<i>111</i>

<b>PRECINCT: 59</b>			
UNABLE TO VERIFY SIGNATURE	5	4	1
UNDELIVERABLE	20	0	20
<i>Precinct Total:</i>	<i>25</i>	<i>4</i>	<i>21</i>

<b>PRECINCT: 60</b>			
NO SIGNATURE	1	0	1
UNABLE TO VERIFY SIGNATURE	3	3	0
UNDELIVERABLE	32	2	30
<i>Precinct Total:</i>	<i>36</i>	<i>5</i>	<i>31</i>

<b>PRECINCT: 62</b>			
NOT ELIGIBLE	1	0	1
UNABLE TO VERIFY SIGNATURE	3	3	0

## 2025 CD7 SPECIAL PRIMARY ELECTION

### Ballot Curing Outcome Total (By Precinct)

UNDELIVERABLE	166	1	165
<i>Precinct Total:</i>	<i>170</i>	<i>4</i>	<i>166</i>

<b>PRECINCT: 63</b>			
NO SIGNATURE	1	0	1
UNABLE TO VERIFY SIGNATURE	1	1	0
UNDELIVERABLE	47	4	43
<i>Precinct Total:</i>	<i>49</i>	<i>5</i>	<i>44</i>

<b>PRECINCT: 64</b>			
UNABLE TO VERIFY SIGNATURE	2	1	1
UNDELIVERABLE	40	1	39
<i>Precinct Total:</i>	<i>42</i>	<i>2</i>	<i>40</i>

<b>PRECINCT: 66</b>			
NO SIGNATURE	1	0	1
UNABLE TO VERIFY SIGNATURE	2	2	0
UNDELIVERABLE	32	0	32
<i>Precinct Total:</i>	<i>35</i>	<i>2</i>	<i>33</i>

<b>PRECINCT: 68</b>			
UNDELIVERABLE	34	0	34
<i>Precinct Total:</i>	<i>34</i>	<i>0</i>	<i>34</i>

<b>PRECINCT: 70</b>			
UNDELIVERABLE	13	0	13
<i>Precinct Total:</i>	<i>13</i>	<i>0</i>	<i>13</i>

<b>PRECINCT: 73</b>			
NO SIGNATURE	3	3	0
UNABLE TO VERIFY SIGNATURE	1	1	0

## 2025 CD7 SPECIAL PRIMARY ELECTION

### Ballot Curing Outcome Total (By Precinct)

UNDELIVERABLE	80	9	71
<i>Precinct Total:</i>	<i>84</i>	<i>13</i>	<i>71</i>

<b>PRECINCT: 76</b>			
UNDELIVERABLE	4	0	4
<i>Precinct Total:</i>	<i>4</i>	<i>0</i>	<i>4</i>

<b>PRECINCT: 78</b>			
NO SIGNATURE	2	1	1
UNABLE TO VERIFY SIGNATURE	1	1	0
UNDELIVERABLE	51	5	46
<i>Precinct Total:</i>	<i>54</i>	<i>7</i>	<i>47</i>

<b>PRECINCT: 80</b>			
NO SIGNATURE	2	2	0
UNABLE TO VERIFY SIGNATURE	2	2	0
UNDELIVERABLE	74	0	74
VOTED TWICE	1	1	0
<i>Precinct Total:</i>	<i>79</i>	<i>5</i>	<i>74</i>

<b>PRECINCT: 82</b>			
UNABLE TO VERIFY SIGNATURE	5	3	2
UNDELIVERABLE	32	1	31
<i>Precinct Total:</i>	<i>37</i>	<i>4</i>	<i>33</i>

<b>PRECINCT: 83</b>			
NOT ELIGIBLE	1	1	0
UNDELIVERABLE	57	2	55
<i>Precinct Total:</i>	<i>58</i>	<i>3</i>	<i>55</i>

<b>PRECINCT: 86</b>			
HOUSEHOLD MIX-UP	1	1	0

## 2025 CD7 SPECIAL PRIMARY ELECTION

### Ballot Curing Outcome Total (By Precinct)

SIGNED BY POA	1	0	1
UNABLE TO VERIFY SIGNATURE	7	5	2
UNDELIVERABLE	44	2	42
VOTED TWICE	1	0	1
<i>Precinct Total:</i>	<i>54</i>	<i>8</i>	<i>46</i>

<b>PRECINCT: 92</b>			
HOUSEHOLD MIX-UP	1	1	0
UNABLE TO VERIFY SIGNATURE	2	2	0
UNDELIVERABLE	51	0	51
<i>Precinct Total:</i>	<i>54</i>	<i>3</i>	<i>51</i>

<b>PRECINCT: 96</b>			
NO SIGNATURE	1	1	0
UNABLE TO VERIFY SIGNATURE	3	3	0
UNDELIVERABLE	39	6	33
<i>Precinct Total:</i>	<i>43</i>	<i>10</i>	<i>33</i>

<b>PRECINCT: 97</b>			
NO SIGNATURE	2	0	2
UNABLE TO VERIFY SIGNATURE	4	3	1
UNDELIVERABLE	26	1	25
<i>Precinct Total:</i>	<i>32</i>	<i>4</i>	<i>28</i>

<b>PRECINCT: 98</b>			
HOUSEHOLD MIX-UP	1	1	0
NO SIGNATURE	3	0	3
NOT ELIGIBLE	3	0	3
UNABLE TO VERIFY SIGNATURE	6	4	2
UNDELIVERABLE	76	0	76
<i>Precinct Total:</i>	<i>89</i>	<i>5</i>	<i>84</i>

# 2025 CD7 SPECIAL PRIMARY ELECTION

## Ballot Curing Outcome Total (By Precinct)

<b>PRECINCT: 101</b>			
UNABLE TO VERIFY SIGNATURE	4	2	2
UNDELIVERABLE	28	2	26
<i>Precinct Total:</i>	32	4	28

<b>PRECINCT: 102</b>			
NOT ELIGIBLE	1	0	1
UNDELIVERABLE	7	0	7
<i>Precinct Total:</i>	8	0	8

<b>PRECINCT: 105</b>			
EMPTY AFFIDAVIT	1	1	0
UNABLE TO VERIFY SIGNATURE	1	0	1
UNDELIVERABLE	37	0	37
<i>Precinct Total:</i>	39	1	38

<b>PRECINCT: 110</b>			
UNABLE TO VERIFY SIGNATURE	3	2	1
UNDELIVERABLE	12	1	11
<i>Precinct Total:</i>	15	3	12

<b>PRECINCT: 111</b>			
NO SIGNATURE	3	0	3
UNABLE TO VERIFY SIGNATURE	1	1	0
UNDELIVERABLE	25	0	25
<i>Precinct Total:</i>	29	1	28

<b>PRECINCT: 113</b>			
NO SIGNATURE	3	2	1
UNABLE TO VERIFY SIGNATURE	2	2	0
UNDELIVERABLE	36	0	36
<i>Precinct Total:</i>	41	4	37

## 2025 CD7 SPECIAL PRIMARY ELECTION

### Ballot Curing Outcome Total (By Precinct)

<b>PRECINCT: 117</b>			
UNABLE TO VERIFY SIGNATURE	4	3	1
UNDELIVERABLE	48	1	47
<i>Precinct Total:</i>	52	4	48

<b>PRECINCT: 119</b>			
NO SIGNATURE	2	1	1
UNABLE TO VERIFY SIGNATURE	2	1	1
UNDELIVERABLE	56	1	55
<i>Precinct Total:</i>	60	3	57

<b>PRECINCT: 120</b>			
NOT ELIGIBLE	1	0	1
UNABLE TO VERIFY SIGNATURE	7	7	0
UNDELIVERABLE	26	1	25
<i>Precinct Total:</i>	34	8	26

<b>PRECINCT: 122</b>			
UNABLE TO VERIFY SIGNATURE	1	1	0
UNDELIVERABLE	32	0	32
<i>Precinct Total:</i>	33	1	32

<b>PRECINCT: 136</b>			
UNDELIVERABLE	1	0	1
<i>Precinct Total:</i>	1	0	1

<b>PRECINCT: 139</b>			
UNDELIVERABLE	8	0	8
<i>Precinct Total:</i>	8	0	8

<b>PRECINCT: 143</b>			
UNABLE TO VERIFY SIGNATURE	5	4	1



## 2025 CD7 SPECIAL PRIMARY ELECTION

### Ballot Curing Outcome Total (By Precinct)

UNDELIVERABLE	30	2	28
<i>Precinct Total:</i>	35	6	29

<b>PRECINCT: 144</b>			
UNABLE TO VERIFY SIGNATURE	1	0	1
UNDELIVERABLE	16	0	16
<i>Precinct Total:</i>	17	0	17

<b>PRECINCT: 147</b>			
EMPTY AFFIDAVIT	1	1	0
UNDELIVERABLE	70	0	70
<i>Precinct Total:</i>	71	1	70

<b>PRECINCT: 151</b>			
UNABLE TO VERIFY SIGNATURE	1	1	0
UNDELIVERABLE	34	0	34
<i>Precinct Total:</i>	35	1	34

<b>PRECINCT: 152</b>			
UNABLE TO VERIFY SIGNATURE	1	1	0
UNDELIVERABLE	10	0	10
<i>Precinct Total:</i>	11	1	10

<b>PRECINCT: 153</b>			
NO SIGNATURE	2	0	2
UNABLE TO VERIFY SIGNATURE	4	3	1
UNDELIVERABLE	30	1	29
<i>Precinct Total:</i>	36	4	32

<b>PRECINCT: 154</b>			
NO SIGNATURE	1	0	1
UNABLE TO VERIFY SIGNATURE	2	1	1

## 2025 CD7 SPECIAL PRIMARY ELECTION

### Ballot Curing Outcome Total (By Precinct)

UNDELIVERABLE	38	0	38
<i>Precinct Total:</i>	<i>41</i>	<i>1</i>	<i>40</i>

<b>PRECINCT: 155</b>			
NO SIGNATURE	1	0	1
UNABLE TO VERIFY SIGNATURE	1	1	0
UNDELIVERABLE	15	0	15
<i>Precinct Total:</i>	<i>17</i>	<i>1</i>	<i>16</i>

<b>PRECINCT: 156</b>			
NO SIGNATURE	1	0	1
UNABLE TO VERIFY SIGNATURE	1	1	0
UNDELIVERABLE	19	0	19
<i>Precinct Total:</i>	<i>21</i>	<i>1</i>	<i>20</i>

<b>PRECINCT: 157</b>			
UNABLE TO VERIFY SIGNATURE	1	0	1
UNDELIVERABLE	28	0	28
<i>Precinct Total:</i>	<i>29</i>	<i>0</i>	<i>29</i>

<b>PRECINCT: 159</b>			
UNABLE TO VERIFY SIGNATURE	5	3	2
UNDELIVERABLE	50	1	49
<i>Precinct Total:</i>	<i>55</i>	<i>4</i>	<i>51</i>

<b>PRECINCT: 160</b>			
NO SIGNATURE	3	3	0
UNABLE TO VERIFY SIGNATURE	3	3	0
UNDELIVERABLE	15	0	15
<i>Precinct Total:</i>	<i>21</i>	<i>6</i>	<i>15</i>

## 2025 CD7 SPECIAL PRIMARY ELECTION

### Ballot Curing Outcome Total (By Precinct)

<b>PRECINCT: 166</b>			
NO SIGNATURE	3	1	2
NOT ELIGIBLE	1	0	1
UNABLE TO VERIFY SIGNATURE	7	5	2
UNDELIVERABLE	138	9	129
VOTED TWICE	2	0	2
<i>Precinct Total:</i>	<i>151</i>	<i>15</i>	<i>136</i>

<b>PRECINCT: 167</b>			
UNABLE TO VERIFY SIGNATURE	3	3	0
UNDELIVERABLE	40	1	39
<i>Precinct Total:</i>	<i>43</i>	<i>4</i>	<i>39</i>

<b>PRECINCT: 168</b>			
NO SIGNATURE	1	0	1
UNABLE TO VERIFY SIGNATURE	2	2	0
UNDELIVERABLE	28	0	28
<i>Precinct Total:</i>	<i>31</i>	<i>2</i>	<i>29</i>

<b>PRECINCT: 186</b>			
UNDELIVERABLE	4	0	4
<i>Precinct Total:</i>	<i>4</i>	<i>0</i>	<i>4</i>

<b>PRECINCT: 189</b>			
UNABLE TO VERIFY SIGNATURE	1	1	0
UNDELIVERABLE	36	1	35
<i>Precinct Total:</i>	<i>37</i>	<i>2</i>	<i>35</i>

<b>PRECINCT: 190</b>			
UNABLE TO VERIFY SIGNATURE	2	2	0
UNDELIVERABLE	14	0	14
<i>Precinct Total:</i>	<i>16</i>	<i>2</i>	<i>14</i>

## 2025 CD7 SPECIAL PRIMARY ELECTION

### Ballot Curing Outcome Total (By Precinct)

<b>PRECINCT: 203</b>			
NO SIGNATURE	1	1	0
UNABLE TO VERIFY SIGNATURE	1	1	0
UNDELIVERABLE	21	0	21
<i>Precinct Total:</i>	<i>23</i>	<i>2</i>	<i>21</i>

<b>PRECINCT: 204</b>			
UNDELIVERABLE	3	0	3
<i>Precinct Total:</i>	<i>3</i>	<i>0</i>	<i>3</i>

<b>PRECINCT: 208</b>			
UNABLE TO VERIFY SIGNATURE	3	1	2
UNDELIVERABLE	21	1	20
<i>Precinct Total:</i>	<i>24</i>	<i>2</i>	<i>22</i>

<b>PRECINCT: 215</b>			
HOUSEHOLD MIX-UP	1	1	0
UNABLE TO VERIFY SIGNATURE	1	1	0
UNDELIVERABLE	29	1	28
<i>Precinct Total:</i>	<i>31</i>	<i>3</i>	<i>28</i>

<b>PRECINCT: 222</b>			
NO SIGNATURE	2	1	1
UNABLE TO VERIFY SIGNATURE	1	1	0
UNDELIVERABLE	35	0	35
<i>Precinct Total:</i>	<i>38</i>	<i>2</i>	<i>36</i>

<b>PRECINCT: 227</b>			
HOUSEHOLD MIX-UP	1	1	0
NO SIGNATURE	2	0	2
UNABLE TO VERIFY SIGNATURE	12	9	3

## 2025 CD7 SPECIAL PRIMARY ELECTION

### Ballot Curing Outcome Total (By Precinct)

UNDELIVERABLE	123	1	122
<i>Precinct Total:</i>	<i>138</i>	<i>11</i>	<i>127</i>

<b>PRECINCT: 228</b>			
NO SIGNATURE	1	0	1
UNABLE TO VERIFY SIGNATURE	1	0	1
UNDELIVERABLE	30	0	30
<i>Precinct Total:</i>	<i>32</i>	<i>0</i>	<i>32</i>

<b>PRECINCT: 231</b>			
NO SIGNATURE	2	1	1
UNABLE TO VERIFY SIGNATURE	7	4	3
UNDELIVERABLE	108	0	108
<i>Precinct Total:</i>	<i>117</i>	<i>5</i>	<i>112</i>

<b>PRECINCT: 232</b>			
NO SIGNATURE	2	1	1
NOT ELIGIBLE	1	0	1
UNABLE TO VERIFY SIGNATURE	3	3	0
UNDELIVERABLE	49	0	49
<i>Precinct Total:</i>	<i>55</i>	<i>4</i>	<i>51</i>

<b>PRECINCT: 233</b>			
DAMAGED	1	1	0
UNABLE TO VERIFY SIGNATURE	6	4	2
UNDELIVERABLE	28	0	28
<i>Precinct Total:</i>	<i>35</i>	<i>5</i>	<i>30</i>

<b>PRECINCT: 234</b>			
UNABLE TO VERIFY SIGNATURE	3	2	1
UNDELIVERABLE	38	2	36
<i>Precinct Total:</i>	<i>41</i>	<i>4</i>	<i>37</i>

## 2025 CD7 SPECIAL PRIMARY ELECTION

### Ballot Curing Outcome Total (By Precinct)

<b>PRECINCT: 235</b>			
UNABLE TO VERIFY SIGNATURE	9	7	2
UNDELIVERABLE	51	0	51
<i>Precinct Total:</i>	<i>60</i>	<i>7</i>	<i>53</i>

<b>PRECINCT: 236</b>			
UNDELIVERABLE	11	0	11
<i>Precinct Total:</i>	<i>11</i>	<i>0</i>	<i>11</i>

<b>PRECINCT: 244</b>			
NO SIGNATURE	1	0	1
UNABLE TO VERIFY SIGNATURE	1	1	0
UNDELIVERABLE	9	0	9
<i>Precinct Total:</i>	<i>11</i>	<i>1</i>	<i>10</i>

<b>PRECINCT: 245</b>			
NO SIGNATURE	1	1	0
UNABLE TO VERIFY SIGNATURE	4	2	2
UNDELIVERABLE	28	3	25
<i>Precinct Total:</i>	<i>33</i>	<i>6</i>	<i>27</i>

<b>PRECINCT: 246</b>			
EMPTY AFFIDAVIT	1	0	1
HOUSEHOLD MIX-UP	1	1	0
UNABLE TO VERIFY SIGNATURE	4	4	0
UNDELIVERABLE	42	2	40
<i>Precinct Total:</i>	<i>48</i>	<i>7</i>	<i>41</i>

<b>PRECINCT: 247</b>			
NO SIGNATURE	1	1	0
UNDELIVERABLE	9	0	9
<i>Precinct Total:</i>	<i>10</i>	<i>1</i>	<i>9</i>

## 2025 CD7 SPECIAL PRIMARY ELECTION

### Ballot Curing Outcome Total (By Precinct)

<b>PRECINCT: 248</b>			
UNABLE TO VERIFY SIGNATURE	2	2	0
UNDELIVERABLE	9	0	9
<i>Precinct Total:</i>	<i>11</i>	<i>2</i>	<i>9</i>

<b>PRECINCT: 257</b>			
SIGNED BY POA	1	0	1
UNABLE TO VERIFY SIGNATURE	1	1	0
UNDELIVERABLE	35	1	34
<i>Precinct Total:</i>	<i>37</i>	<i>2</i>	<i>35</i>

<b>PRECINCT: 258</b>			
UNDELIVERABLE	4	0	4
<i>Precinct Total:</i>	<i>4</i>	<i>0</i>	<i>4</i>

<b>PRECINCT: 264</b>			
HOUSEHOLD MIX-UP	1	1	0
UNDELIVERABLE	28	2	26
<i>Precinct Total:</i>	<i>29</i>	<i>3</i>	<i>26</i>

<b>PRECINCT: 271</b>			
NO SIGNATURE	1	0	1
UNABLE TO VERIFY SIGNATURE	2	2	0
UNDELIVERABLE	13	0	13
VOTER DECEASED	1	0	1
<i>Precinct Total:</i>	<i>17</i>	<i>2</i>	<i>15</i>

<b>PRECINCT: 272</b>			
UNABLE TO VERIFY SIGNATURE	5	4	1
UNDELIVERABLE	10	1	9
<i>Precinct Total:</i>	<i>15</i>	<i>5</i>	<i>10</i>

<b>Total</b>	<b>4663</b>	<b>383</b>	<b>4280</b>
--------------	-------------	------------	-------------

## 2025 CD7 SPECIAL PRIMARY ELECTION

Ballot Curing Outcome Total (By Precinct)





## 2025 CD7 SPECIAL PRIMARY ELECTION

### Political Party Early Ballot Requests

Party	DEM	REP	LIB
IND	548	300	0
OTH	17	6	0
PND	2,009	750	13
<b>Total</b>	<b>2,574</b>	<b>1,056</b>	<b>13</b>

Information presented was generated from the Pima County Recorder's Office Voter Registration & Early Voting Database. Totals reflect the number of ballots issued during the early voting period from 06/18/2025 through 07/14/2025.

**2025 CD7 SPECIAL PRIMARY ELECTION**  
**Early Site Ballots Issued/Spoiled Totals**

Date Range: 6/1/2025 - 7/22/2025

Early Sites	Totals
AJO	6
COUNTRY CLUB	96
DOWNTOWN	303
MARANA TOWN	9
PALO VERDE HIGH SCHOOL	87
PASCUA TRIBAL CENTER	23
SAHUARITA	27
TOKA COMMUNITY BUILDING	10
Voted Ballots Totals: 561	

Grand Total: 561



# 2025 CD7 SPECIAL PRIMARY ELECTION

## Provisional Ballot Outcome Totals

### PROVISIONAL BALLOTS

Decision	Reason	Total
ACCEPTED	VOTER ELIGIBLE	<u>132</u>
REJECTED	ATTEMPT TO VOTE MULTIPLE BALLOTS	<u>6</u>
REJECTED	DIFFERENT PARTY	<u>11</u>
REJECTED	PROVISIONAL NOT SIGNED	<u>2</u>
REJECTED	REGISTERED AFTER CUTOFF DATE	<u>9</u>
REJECTED	REGISTRATION CANCELLED	<u>9</u>
REJECTED	VOTED EARLY BALLOT	<u>2</u>
REJECTED	VOTED WRONG JURISDICTION	<u>240</u>
REJECTED	VOTER NOT REGISTERED	<u>14</u>
Provisional Total		<u>425</u>

### CONDITIONAL PROVISIONAL BALLOTS

Decision	Reason	Total
ACCEPTED	VOTER ELIGIBLE	<u>4</u>
REJECTED	NO IDENTIFICATION PROVIDED	<u>3</u>
REJECTED	VOTED WRONG JURISDICTION	<u>1</u>
REJECTED	VOTER NOT REGISTERED	<u>2</u>
Conditional Provisional Total		<u>10</u>



# 2025 CD7 SPECIAL PRIMARY ELECTION

## Provisional Ballot Results by Precinct

Total Receipts: 435

PRECINCT	TYPE	ISSUED REASON	COUNTED	REASON	TOTAL
N/A	CONDITIONAL	VOTER NOT REGISTERED	NO	VOTER NOT REGISTERED	2
	PROVISIONAL	VOTER NOT REGISTERED	NO	VOTER NOT REGISTERED	14
	PRECINCT N/A TOTAL				16
1	PROVISIONAL	ADDRESS UPDATE	YES		2
		FED ONLY DUPLICATION	YES		1
	PRECINCT 1 TOTAL				3
4	PROVISIONAL	ID NOT VERIFIED	YES		1
		VOTE CENTER ISSUE	YES		6
	PRECINCT 4 TOTAL				7
5	PROVISIONAL	ADDRESS UPDATE	YES		1
		CONFIDENTIAL VOTER	YES		1
		VOTE CENTER ISSUE	YES		1
	PRECINCT 5 TOTAL				3
6	CONDITIONAL	VOTER NOT ELIGIBLE	NO	VOTED WRONG JURISDICTION	1
	PROVISIONAL	VOTER NOT ELIGIBLE	NO	VOTED WRONG JURISDICTION	5
	PRECINCT 6 TOTAL				6

9	PROVISIONAL	ADDRESS UPDATE	YES		1
		VOTER NOT ELIGIBLE	NO	VOTED WRONG JURISDICTION	1
	PRECINCT 9 TOTAL				2
11	PROVISIONAL	VOTER NOT ELIGIBLE	NO	VOTED WRONG JURISDICTION	2
	PRECINCT 11 TOTAL				2
12	PROVISIONAL	VOTER NOT ELIGIBLE	NO	VOTED WRONG JURISDICTION	1
	PRECINCT 12 TOTAL				1
13	PROVISIONAL	VOTER NOT ELIGIBLE	NO	VOTED WRONG JURISDICTION	2
	PRECINCT 13 TOTAL				2
14	PROVISIONAL	VOTER NOT ELIGIBLE	NO	VOTED WRONG JURISDICTION	3
	PRECINCT 14 TOTAL				3
16	PROVISIONAL	ADDRESS UPDATE	YES		2
	PRECINCT 16 TOTAL				2
17	PROVISIONAL	VOTER NOT ELIGIBLE	NO	DIFFERENT PARTY	1
	PRECINCT 17 TOTAL				1
18	CONDITIONAL	ID NOT VERIFIED	NO	NO IDENTIFICATION PROVIDED	1
	PROVISIONAL	VOTE CENTER ISSUE	YES		1
	PRECINCT 18 TOTAL				2
20	PROVISIONAL	VOTE CENTER ISSUE	YES		2
		VOTER NOT ELIGIBLE	NO	DIFFERENT PARTY	1
	PRECINCT 20 TOTAL				3

<b>21</b>	PROVISIONAL	ADDRESS UPDATE	YES		1
	<b>PRECINCT 21 TOTAL</b>				<b>1</b>
<b>22</b>	PROVISIONAL	ADDRESS UPDATE	YES		1
	<b>PRECINCT 22 TOTAL</b>				<b>1</b>
<b>23</b>	PROVISIONAL	ADDRESS UPDATE	NO	DIFFERENT PARTY	1
		ADDRESS UPDATE	NO	PROVISIONAL NOT SIGNED	1
	<b>PRECINCT 23 TOTAL</b>				<b>2</b>
<b>24</b>	PROVISIONAL	VOTER NOT ELIGIBLE	NO	VOTED WRONG JURISDICTION	1
	<b>PRECINCT 24 TOTAL</b>				<b>1</b>
<b>25</b>	CONDITIONAL	ID NOT VERIFIED	NO	NO IDENTIFICATION PROVIDED	1
	PROVISIONAL	CONFIDENTIAL VOTER	YES		1
	<b>PRECINCT 25 TOTAL</b>				<b>2</b>
<b>28</b>	PROVISIONAL	ADDRESS UPDATE	YES		1
	<b>PRECINCT 28 TOTAL</b>				<b>1</b>
<b>30</b>	PROVISIONAL	VOTER NOT ELIGIBLE	NO	VOTED WRONG JURISDICTION	1
	<b>PRECINCT 30 TOTAL</b>				<b>1</b>
<b>31</b>	PROVISIONAL	VOTER NOT ELIGIBLE	NO	DIFFERENT PARTY	1
	<b>PRECINCT 31 TOTAL</b>				<b>1</b>
<b>32</b>	PROVISIONAL	VOTE CENTER ISSUE	NO	DIFFERENT PARTY	1
	<b>PRECINCT 32 TOTAL</b>				<b>1</b>

<b>36</b>	PROVISIONAL	VOTER NOT REGISTERED	NO	REGISTRATION CANCELLED	1
	<b>PRECINCT 36 TOTAL</b>				<b>1</b>
<b>37</b>	PROVISIONAL	VOTE CENTER ISSUE	YES		1
	<b>PRECINCT 37 TOTAL</b>				<b>1</b>
<b>38</b>	PROVISIONAL	REGISTERED AFTER CUT OFF	NO	REGISTERED AFTER CUTOFF DATE	1
	<b>PRECINCT 38 TOTAL</b>				<b>1</b>
<b>39</b>	PROVISIONAL	VOTER NOT ELIGIBLE	NO	VOTED WRONG JURISDICTION	6
	<b>PRECINCT 39 TOTAL</b>				<b>6</b>
<b>40</b>	PROVISIONAL	VOTER NOT ELIGIBLE	NO	VOTED WRONG JURISDICTION	1
	<b>PRECINCT 40 TOTAL</b>				<b>1</b>
<b>41</b>	CONDITIONAL	CONFIDENTIAL VOTER	YES		1
	PROVISIONAL	ID NOT VERIFIED	YES		1
	<b>PRECINCT 41 TOTAL</b>				<b>2</b>
<b>42</b>	PROVISIONAL	ADDRESS UPDATE	YES		1
	<b>PRECINCT 42 TOTAL</b>				<b>1</b>
<b>43</b>	PROVISIONAL	REGISTERED AFTER CUT OFF	NO	REGISTERED AFTER CUTOFF DATE	1
		VOTED TWICE	NO	ATTEMPT TO VOTE MULTIPLE BALLOTS	1
	<b>PRECINCT 43 TOTAL</b>				<b>2</b>
<b>44</b>	PROVISIONAL	ADDRESS UPDATE	YES		3
		VOTE CENTER ISSUE	YES		2
	<b>PRECINCT 44 TOTAL</b>				<b>5</b>

<b>46</b>	PROVISIONAL	VOTER NOT ELIGIBLE	NO	VOTED WRONG JURISDICTION	2
	<b>PRECINCT 46 TOTAL</b>				<b>2</b>
<b>47</b>	PROVISIONAL	ADDRESS UPDATE	YES		3
		EARLY BALLOT RETURNED	YES		1
		VOTE CENTER ISSUE	YES		1
		VOTER NOT ELIGIBLE	NO	DIFFERENT PARTY	1
	<b>PRECINCT 47 TOTAL</b>				<b>6</b>
<b>48</b>	PROVISIONAL	VOTER NOT ELIGIBLE	NO	DIFFERENT PARTY	1
	<b>PRECINCT 48 TOTAL</b>				<b>1</b>
<b>49</b>	PROVISIONAL	VOTER NOT ELIGIBLE	NO	VOTED WRONG JURISDICTION	2
	<b>PRECINCT 49 TOTAL</b>				<b>2</b>
<b>50</b>	PROVISIONAL	ADDRESS UPDATE	YES		1
	<b>PRECINCT 50 TOTAL</b>				<b>1</b>
<b>51</b>	PROVISIONAL	ADDRESS UPDATE	YES		1
		VOTER NOT REGISTERED	NO	REGISTRATION CANCELLED	1
	<b>PRECINCT 51 TOTAL</b>				<b>2</b>
<b>52</b>	PROVISIONAL	VOTER NOT ELIGIBLE	NO	DIFFERENT PARTY	1
	<b>PRECINCT 52 TOTAL</b>				<b>1</b>
<b>53</b>	PROVISIONAL	ADDRESS UPDATE	YES		2
		EARLY BALLOT RETURNED	YES		1
	<b>PRECINCT 53 TOTAL</b>				<b>3</b>



54	PROVISIONAL	ADDRESS UPDATE	YES		1
		VOTER NOT ELIGIBLE	NO	VOTED WRONG JURISDICTION	11
	PRECINCT 54 TOTAL				
57	PROVISIONAL	VOTER NOT ELIGIBLE	NO	VOTED WRONG JURISDICTION	5
	PRECINCT 57 TOTAL				
58	PROVISIONAL	VOTER NOT ELIGIBLE	NO	VOTED WRONG JURISDICTION	2
	PRECINCT 58 TOTAL				
59	PROVISIONAL	ADDRESS UPDATE	YES		1
		VOTER NOT REGISTERED	NO	REGISTRATION CANCELLED	1
	PRECINCT 59 TOTAL				
60	PROVISIONAL	ADDRESS UPDATE	NO	VOTED WRONG JURISDICTION	1
		ADDRESS UPDATE	YES		2
		REGISTERED AFTER CUT OFF	NO	REGISTERED AFTER CUTOFF DATE	1
	PRECINCT 60 TOTAL				
61	PROVISIONAL	VOTER NOT ELIGIBLE	NO	VOTED WRONG JURISDICTION	1
	PRECINCT 61 TOTAL				
62	PROVISIONAL	ADDRESS UPDATE	YES		2
		VOTER NOT REGISTERED	NO	REGISTRATION CANCELLED	1
	PRECINCT 62 TOTAL				
63	PROVISIONAL	ADDRESS UPDATE	YES		2
	PRECINCT 63 TOTAL				

<b>64</b>	PROVISIONAL	ADDRESS UPDATE	YES		1
	<b>PRECINCT 64 TOTAL</b>				<b>1</b>
<b>66</b>	PROVISIONAL	ADDRESS UPDATE	YES		1
	<b>PRECINCT 66 TOTAL</b>				<b>1</b>
<b>67</b>	PROVISIONAL	ADDRESS UPDATE	YES		1
	<b>PRECINCT 67 TOTAL</b>				<b>1</b>
<b>68</b>	PROVISIONAL	ADDRESS UPDATE	YES		1
		VOTE CENTER ISSUE	YES		1
	<b>PRECINCT 68 TOTAL</b>				<b>2</b>
<b>69</b>	PROVISIONAL	VOTER NOT ELIGIBLE	NO	VOTED WRONG JURISDICTION	2
	<b>PRECINCT 69 TOTAL</b>				<b>2</b>
<b>71</b>	PROVISIONAL	EARLY BALLOT RETURNED	NO	VOTED EARLY BALLOT	1
	<b>PRECINCT 71 TOTAL</b>				<b>1</b>
<b>72</b>	PROVISIONAL	ADDRESS UPDATE	YES		2
		VOTER NOT ELIGIBLE	NO	VOTED WRONG JURISDICTION	8
	<b>PRECINCT 72 TOTAL</b>				<b>10</b>
<b>73</b>	PROVISIONAL	ID NOT VERIFIED	NO	VOTED WRONG JURISDICTION	1
	<b>PRECINCT 73 TOTAL</b>				<b>1</b>
<b>74</b>	PROVISIONAL	VOTER NOT ELIGIBLE	NO	VOTED WRONG JURISDICTION	2
	<b>PRECINCT 74 TOTAL</b>				<b>2</b>

<b>75</b>	PROVISIONAL	VOTER NOT ELIGIBLE	NO	VOTED WRONG JURISDICTION	1
	<b>PRECINCT 75 TOTAL</b>				<b>1</b>
<b>78</b>	PROVISIONAL	ADDRESS UPDATE	YES		2
		VOTER NOT ELIGIBLE	NO	VOTED WRONG JURISDICTION	1
	<b>PRECINCT 78 TOTAL</b>				<b>3</b>
<b>79</b>	PROVISIONAL	ADDRESS UPDATE	YES		1
		VOTER NOT ELIGIBLE	NO	VOTED WRONG JURISDICTION	1
	<b>PRECINCT 79 TOTAL</b>				<b>2</b>
<b>80</b>	CONDITIONAL	VOTE CENTER ISSUE	YES		1
	PROVISIONAL	ADDRESS UPDATE	YES		1
	<b>PRECINCT 80 TOTAL</b>				<b>2</b>
<b>84</b>	PROVISIONAL	VOTER NOT ELIGIBLE	NO	VOTED WRONG JURISDICTION	7
	<b>PRECINCT 84 TOTAL</b>				<b>7</b>
<b>85</b>	PROVISIONAL	VOTER NOT ELIGIBLE	NO	VOTED WRONG JURISDICTION	1
	<b>PRECINCT 85 TOTAL</b>				<b>1</b>
<b>86</b>	PROVISIONAL	VOTE CENTER ISSUE	YES		1
	<b>PRECINCT 86 TOTAL</b>				<b>1</b>
<b>89</b>	PROVISIONAL	ADDRESS UPDATE	YES		1
		VOTER NOT REGISTERED	NO	REGISTRATION CANCELLED	1
	<b>PRECINCT 89 TOTAL</b>				<b>2</b>

<b>90</b>	PROVISIONAL	VOTER NOT ELIGIBLE	NO	VOTED WRONG JURISDICTION	2
	<b>PRECINCT 90 TOTAL</b>				<b>2</b>
<b>91</b>	CONDITIONAL	ADDRESS UPDATE	YES		1
	PROVISIONAL	ADDRESS UPDATE	YES		1
		VOTER NOT ELIGIBLE	NO	VOTED WRONG JURISDICTION	2
	<b>PRECINCT 91 TOTAL</b>				<b>4</b>
<b>92</b>	PROVISIONAL	VOTE CENTER ISSUE	YES		1
		VOTED TWICE	NO	ATTEMPT TO VOTE MULTIPLE BALLOTS	1
	<b>PRECINCT 92 TOTAL</b>				<b>2</b>
<b>93</b>	PROVISIONAL	ADDRESS UPDATE	NO	VOTED WRONG JURISDICTION	1
		VOTER NOT ELIGIBLE	NO	VOTED WRONG JURISDICTION	3
	<b>PRECINCT 93 TOTAL</b>				<b>4</b>
<b>94</b>	PROVISIONAL	ADDRESS UPDATE	YES		1
		VOTER NOT ELIGIBLE	NO	VOTED WRONG JURISDICTION	1
	<b>PRECINCT 94 TOTAL</b>				<b>2</b>
<b>95</b>	PROVISIONAL	VOTER NOT ELIGIBLE	NO	VOTED WRONG JURISDICTION	1
	<b>PRECINCT 95 TOTAL</b>				<b>1</b>
<b>96</b>	PROVISIONAL	CONFIDENTIAL VOTER	NO	DIFFERENT PARTY	1
		CONFIDENTIAL VOTER	YES		1
	<b>PRECINCT 96 TOTAL</b>				<b>2</b>
<b>97</b>	PROVISIONAL	VOTE CENTER ISSUE	YES		1
	<b>PRECINCT 97 TOTAL</b>				<b>1</b>

98	PROVISIONAL	ADDRESS UPDATE	YES		1
		VOTE CENTER ISSUE	YES		1
		VOTED TWICE	NO	ATTEMPT TO VOTE MULTIPLE BALLOTS	1
	PRECINCT 98 TOTAL				
99	PROVISIONAL	VOTER NOT ELIGIBLE	NO	VOTED WRONG JURISDICTION	1
	PRECINCT 99 TOTAL				
100	PROVISIONAL	ADDRESS UPDATE	YES		4
		VOTER NOT ELIGIBLE	NO	VOTED WRONG JURISDICTION	1
	PRECINCT 100 TOTAL				
102	PROVISIONAL	REGISTERED AFTER CUT OFF	NO	REGISTERED AFTER CUTOFF DATE	1
	PRECINCT 102 TOTAL				
103	PROVISIONAL	VOTER NOT ELIGIBLE	NO	VOTED WRONG JURISDICTION	1
	PRECINCT 103 TOTAL				
104	PROVISIONAL	VOTER NOT ELIGIBLE	NO	VOTED WRONG JURISDICTION	1
	PRECINCT 104 TOTAL				
105	PROVISIONAL	ADDRESS UPDATE	YES		2
		ID NOT VERIFIED	YES		1
		VOTED TWICE	NO	ATTEMPT TO VOTE MULTIPLE BALLOTS	2
	PRECINCT 105 TOTAL				
107	PROVISIONAL	ADDRESS UPDATE	NO	VOTED WRONG JURISDICTION	1
		ADDRESS UPDATE	YES		4
		VOTER NOT ELIGIBLE	NO	VOTED WRONG JURISDICTION	4
	PRECINCT 107 TOTAL				

<b>108</b>	PROVISIONAL	VOTER NOT ELIGIBLE	NO	VOTED WRONG JURISDICTION	3
	<b>PRECINCT 108 TOTAL</b>				<b>3</b>
<b>109</b>	PROVISIONAL	VOTER NOT ELIGIBLE	NO	VOTED WRONG JURISDICTION	1
	<b>PRECINCT 109 TOTAL</b>				<b>1</b>
<b>110</b>	PROVISIONAL	ADDRESS UPDATE	YES		1
	<b>PRECINCT 110 TOTAL</b>				<b>1</b>
<b>111</b>	PROVISIONAL	ADDRESS UPDATE	YES		1
	<b>PRECINCT 111 TOTAL</b>				<b>1</b>
<b>115</b>	PROVISIONAL	VOTER NOT ELIGIBLE	NO	VOTED WRONG JURISDICTION	1
	<b>PRECINCT 115 TOTAL</b>				<b>1</b>
<b>116</b>	PROVISIONAL	ADDRESS UPDATE	YES		2
		VOTER NOT ELIGIBLE	NO	VOTED WRONG JURISDICTION	1
	<b>PRECINCT 116 TOTAL</b>				<b>3</b>
<b>117</b>	PROVISIONAL	ADDRESS UPDATE	YES		1
	<b>PRECINCT 117 TOTAL</b>				<b>1</b>
<b>118</b>	PROVISIONAL	VOTER NOT ELIGIBLE	NO	VOTED WRONG JURISDICTION	4
	<b>PRECINCT 118 TOTAL</b>				<b>4</b>
<b>119</b>	PROVISIONAL	REGISTERED AFTER CUT OFF	NO	REGISTERED AFTER CUTOFF DATE	1
	<b>PRECINCT 119 TOTAL</b>				<b>1</b>
<b>120</b>	PROVISIONAL	ADDRESS UPDATE	YES		1
	<b>PRECINCT 120 TOTAL</b>				<b>1</b>

<b>123</b>	PROVISIONAL	REGISTERED AFTER CUT OFF	NO	REGISTERED AFTER CUTOFF DATE	1
		VOTER NOT ELIGIBLE	NO	VOTED WRONG JURISDICTION	12
	<b>PRECINCT 123 TOTAL 13</b>				
<b>124</b>	PROVISIONAL	VOTE CENTER ISSUE	YES		1
		VOTER NOT ELIGIBLE	NO	VOTED WRONG JURISDICTION	3
	<b>PRECINCT 124 TOTAL 4</b>				
<b>127</b>	PROVISIONAL	VOTER NOT ELIGIBLE	NO	VOTED WRONG JURISDICTION	2
	<b>PRECINCT 127 TOTAL 2</b>				
<b>129</b>	PROVISIONAL	ADDRESS UPDATE	YES		1
		VOTER NOT ELIGIBLE	NO	VOTED WRONG JURISDICTION	2
	<b>PRECINCT 129 TOTAL 3</b>				
<b>130</b>	PROVISIONAL	VOTER NOT ELIGIBLE	NO	VOTED WRONG JURISDICTION	3
	<b>PRECINCT 130 TOTAL 3</b>				
<b>131</b>	PROVISIONAL	VOTER NOT ELIGIBLE	NO	VOTED WRONG JURISDICTION	3
	<b>PRECINCT 131 TOTAL 3</b>				
<b>132</b>	PROVISIONAL	VOTER NOT ELIGIBLE	NO	VOTED WRONG JURISDICTION	1
	<b>PRECINCT 132 TOTAL 1</b>				
<b>133</b>	PROVISIONAL	VOTER NOT ELIGIBLE	NO	VOTED WRONG JURISDICTION	9
	<b>PRECINCT 133 TOTAL 9</b>				
<b>136</b>	CONDITIONAL	ID NOT VERIFIED	NO	NO IDENTIFICATION PROVIDED	1
	PROVISIONAL	VOTE CENTER ISSUE	YES		1

<b>136</b>	PROVISIONAL	VOTER NOT REGISTERED	NO	REGISTRATION CANCELLED	1
	<b>PRECINCT 136 TOTAL</b>				<b>3</b>
<b>138</b>	PROVISIONAL	VOTE CENTER ISSUE	YES		4
	<b>PRECINCT 138 TOTAL</b>				<b>4</b>
<b>139</b>	PROVISIONAL	ADDRESS UPDATE	YES		1
	<b>PRECINCT 139 TOTAL</b>				<b>1</b>
<b>140</b>	PROVISIONAL	VOTER NOT ELIGIBLE	NO	VOTED WRONG JURISDICTION	2
	<b>PRECINCT 140 TOTAL</b>				<b>2</b>
<b>141</b>	PROVISIONAL	VOTER NOT ELIGIBLE	NO	VOTED WRONG JURISDICTION	1
	<b>PRECINCT 141 TOTAL</b>				<b>1</b>
<b>143</b>	PROVISIONAL	ADDRESS UPDATE	NO	DIFFERENT PARTY	1
		VOTE CENTER ISSUE	YES		1
	<b>PRECINCT 143 TOTAL</b>				<b>2</b>
<b>144</b>	PROVISIONAL	ADDRESS UPDATE	YES		1
		VOTE CENTER ISSUE	YES		1
	<b>PRECINCT 144 TOTAL</b>				<b>2</b>
<b>146</b>	PROVISIONAL	VOTER NOT ELIGIBLE	NO	VOTED WRONG JURISDICTION	2
	<b>PRECINCT 146 TOTAL</b>				<b>2</b>
<b>147</b>	PROVISIONAL	ADDRESS UPDATE	YES		1
		REGISTERED AFTER CUT OFF	NO	REGISTERED AFTER CUTOFF DATE	1
	<b>PRECINCT 147 TOTAL</b>				<b>2</b>



<b>148</b>	PROVISIONAL	ADDRESS UPDATE	NO	VOTED WRONG JURISDICTION	1
	<b>PRECINCT 148 TOTAL</b>				<b>1</b>
<b>152</b>	PROVISIONAL	ADDRESS UPDATE	YES		1
	<b>PRECINCT 152 TOTAL</b>				<b>1</b>
<b>154</b>	PROVISIONAL	ADDRESS UPDATE	YES		1
		VOTE CENTER ISSUE	YES		1
	<b>PRECINCT 154 TOTAL</b>				<b>2</b>
<b>157</b>	PROVISIONAL	ADDRESS UPDATE	YES		1
		REGISTERED AFTER CUT OFF	NO	REGISTERED AFTER CUTOFF DATE	1
		VOTER NOT REGISTERED	NO	REGISTRATION CANCELLED	1
	<b>PRECINCT 157 TOTAL</b>				<b>3</b>
<b>159</b>	PROVISIONAL	ADDRESS UPDATE	YES		1
		VOTER NOT REGISTERED	NO	REGISTRATION CANCELLED	1
	<b>PRECINCT 159 TOTAL</b>				<b>2</b>
<b>160</b>	PROVISIONAL	VOTER NOT REGISTERED	NO	REGISTRATION CANCELLED	1
	<b>PRECINCT 160 TOTAL</b>				<b>1</b>
<b>164</b>	PROVISIONAL	ADDRESS UPDATE	YES		2
		VOTER NOT ELIGIBLE	NO	VOTED WRONG JURISDICTION	4
	<b>PRECINCT 164 TOTAL</b>				<b>6</b>
<b>166</b>	PROVISIONAL	ADDRESS UPDATE	YES		5
		VOTE CENTER ISSUE	YES		2
	<b>PRECINCT 166 TOTAL</b>				<b>7</b>

<b>169</b>	PROVISIONAL	VOTER NOT ELIGIBLE	NO	VOTED WRONG JURISDICTION	1
	<b>PRECINCT 169 TOTAL</b>				<b>1</b>
<b>170</b>	PROVISIONAL	VOTER NOT ELIGIBLE	NO	VOTED WRONG JURISDICTION	2
	<b>PRECINCT 170 TOTAL</b>				<b>2</b>
<b>172</b>	PROVISIONAL	VOTER NOT ELIGIBLE	NO	VOTED WRONG JURISDICTION	1
	<b>PRECINCT 172 TOTAL</b>				<b>1</b>
<b>173</b>	PROVISIONAL	VOTER NOT ELIGIBLE	NO	VOTED WRONG JURISDICTION	1
	<b>PRECINCT 173 TOTAL</b>				<b>1</b>
<b>174</b>	PROVISIONAL	VOTER NOT ELIGIBLE	NO	VOTED WRONG JURISDICTION	4
	<b>PRECINCT 174 TOTAL</b>				<b>4</b>
<b>175</b>	PROVISIONAL	VOTER NOT ELIGIBLE	NO	VOTED WRONG JURISDICTION	2
	<b>PRECINCT 175 TOTAL</b>				<b>2</b>
<b>176</b>	PROVISIONAL	VOTER NOT ELIGIBLE	NO	VOTED WRONG JURISDICTION	1
	<b>PRECINCT 176 TOTAL</b>				<b>1</b>
<b>177</b>	PROVISIONAL	VOTER NOT ELIGIBLE	NO	VOTED WRONG JURISDICTION	14
	<b>PRECINCT 177 TOTAL</b>				<b>14</b>
<b>178</b>	PROVISIONAL	VOTER NOT ELIGIBLE	NO	VOTED WRONG JURISDICTION	1
	<b>PRECINCT 178 TOTAL</b>				<b>1</b>
<b>179</b>	PROVISIONAL	ADDRESS UPDATE	YES		1
		VOTER NOT ELIGIBLE	NO	VOTED WRONG JURISDICTION	1
	<b>PRECINCT 179 TOTAL</b>				<b>2</b>

<b>180</b>	PROVISIONAL	VOTER NOT ELIGIBLE	NO	VOTED WRONG JURISDICTION	2
	<b>PRECINCT 180 TOTAL</b>				<b>2</b>
<b>181</b>	PROVISIONAL	VOTER NOT ELIGIBLE	NO	VOTED WRONG JURISDICTION	10
	<b>PRECINCT 181 TOTAL</b>				<b>10</b>
<b>182</b>	PROVISIONAL	ADDRESS UPDATE	YES		1
		VOTER NOT ELIGIBLE	NO	VOTED WRONG JURISDICTION	3
	<b>PRECINCT 182 TOTAL</b>				<b>4</b>
<b>185</b>	PROVISIONAL	VOTER NOT ELIGIBLE	NO	VOTED WRONG JURISDICTION	1
	<b>PRECINCT 185 TOTAL</b>				<b>1</b>
<b>187</b>	PROVISIONAL	VOTER NOT ELIGIBLE	NO	VOTED WRONG JURISDICTION	3
	<b>PRECINCT 187 TOTAL</b>				<b>3</b>
<b>192</b>	PROVISIONAL	VOTER NOT ELIGIBLE	NO	VOTED WRONG JURISDICTION	5
	<b>PRECINCT 192 TOTAL</b>				<b>5</b>
<b>194</b>	PROVISIONAL	VOTER NOT ELIGIBLE	NO	VOTED WRONG JURISDICTION	1
	<b>PRECINCT 194 TOTAL</b>				<b>1</b>
<b>197</b>	PROVISIONAL	VOTER NOT ELIGIBLE	NO	VOTED WRONG JURISDICTION	2
	<b>PRECINCT 197 TOTAL</b>				<b>2</b>
<b>202</b>	PROVISIONAL	VOTER NOT ELIGIBLE	NO	VOTED WRONG JURISDICTION	1
	<b>PRECINCT 202 TOTAL</b>				<b>1</b>
<b>203</b>	PROVISIONAL	VOTE CENTER ISSUE	YES		1
	<b>PRECINCT 203 TOTAL</b>				<b>1</b>

<b>204</b>	PROVISIONAL	ID NOT VERIFIED	YES		1
	<b>PRECINCT 204 TOTAL</b>				<b>1</b>
<b>207</b>	PROVISIONAL	VOTER NOT ELIGIBLE	NO	VOTED WRONG JURISDICTION	2
	<b>PRECINCT 207 TOTAL</b>				<b>2</b>
<b>208</b>	PROVISIONAL	VOTER NOT ELIGIBLE	NO	DIFFERENT PARTY	1
	<b>PRECINCT 208 TOTAL</b>				<b>1</b>
<b>209</b>	PROVISIONAL	VOTER NOT ELIGIBLE	NO	VOTED WRONG JURISDICTION	3
	<b>PRECINCT 209 TOTAL</b>				<b>3</b>
<b>211</b>	PROVISIONAL	ADDRESS UPDATE	YES		1
	<b>PRECINCT 211 TOTAL</b>				<b>1</b>
<b>212</b>	PROVISIONAL	VOTER NOT ELIGIBLE	NO	VOTED WRONG JURISDICTION	1
	<b>PRECINCT 212 TOTAL</b>				<b>1</b>
<b>215</b>	PROVISIONAL	VOTE CENTER ISSUE	NO	ATTEMPT TO VOTE MULTIPLE BALLOTS	1
	<b>PRECINCT 215 TOTAL</b>				<b>1</b>
<b>217</b>	PROVISIONAL	VOTER NOT ELIGIBLE	NO	VOTED WRONG JURISDICTION	7
	<b>PRECINCT 217 TOTAL</b>				<b>7</b>
<b>218</b>	PROVISIONAL	VOTER NOT ELIGIBLE	NO	VOTED WRONG JURISDICTION	4
	<b>PRECINCT 218 TOTAL</b>				<b>4</b>
<b>219</b>	PROVISIONAL	ADDRESS UPDATE	NO	VOTED WRONG JURISDICTION	1
		VOTER NOT ELIGIBLE	NO	VOTED WRONG JURISDICTION	1
	<b>PRECINCT 219 TOTAL</b>				<b>2</b>

<b>223</b>	PROVISIONAL	VOTER NOT ELIGIBLE	NO	VOTED WRONG JURISDICTION	2
	<b>PRECINCT 223 TOTAL</b>				<b>2</b>
<b>224</b>	PROVISIONAL	VOTER NOT ELIGIBLE	NO	VOTED WRONG JURISDICTION	4
	<b>PRECINCT 224 TOTAL</b>				<b>4</b>
<b>227</b>	PROVISIONAL	ADDRESS UPDATE	YES		1
	<b>PRECINCT 227 TOTAL</b>				<b>1</b>
<b>229</b>	PROVISIONAL	VOTER NOT ELIGIBLE	NO	VOTED WRONG JURISDICTION	2
	<b>PRECINCT 229 TOTAL</b>				<b>2</b>
<b>231</b>	CONDITIONAL	ADDRESS UPDATE	YES		1
	PROVISIONAL	CONFIDENTIAL VOTER	YES		1
		VOTE CENTER ISSUE	YES		1
	<b>PRECINCT 231 TOTAL</b>				<b>3</b>
<b>232</b>	PROVISIONAL	VOTER NOT ELIGIBLE	NO	REGISTERED AFTER CUTOFF DATE	1
	<b>PRECINCT 232 TOTAL</b>				<b>1</b>
<b>234</b>	PROVISIONAL	VOTE CENTER ISSUE	YES		1
	<b>PRECINCT 234 TOTAL</b>				<b>1</b>
<b>235</b>	PROVISIONAL	ADDRESS UPDATE	YES		1
		EARLY BALLOT RETURNED	NO	VOTED EARLY BALLOT	1
		VOTE CENTER ISSUE	YES		1
	<b>PRECINCT 235 TOTAL</b>				<b>3</b>

<b>236</b>	PROVISIONAL	VOTE CENTER ISSUE	YES		1
	<b>PRECINCT 236 TOTAL</b>				<b>1</b>
<b>238</b>	PROVISIONAL	ADDRESS UPDATE	YES		1
	<b>PRECINCT 238 TOTAL</b>				<b>1</b>
<b>239</b>	PROVISIONAL	VOTER NOT ELIGIBLE	NO	VOTED WRONG JURISDICTION	1
	<b>PRECINCT 239 TOTAL</b>				<b>1</b>
<b>243</b>	PROVISIONAL	VOTER NOT ELIGIBLE	NO	VOTED WRONG JURISDICTION	1
	<b>PRECINCT 243 TOTAL</b>				<b>1</b>
<b>245</b>	PROVISIONAL	VOTE CENTER ISSUE	YES		1
	<b>PRECINCT 245 TOTAL</b>				<b>1</b>
<b>246</b>	PROVISIONAL	ADDRESS UPDATE	YES		2
		VOTE CENTER ISSUE	YES		1
	<b>PRECINCT 246 TOTAL</b>				<b>3</b>
<b>247</b>	PROVISIONAL	VOTE CENTER ISSUE	YES		1
	<b>PRECINCT 247 TOTAL</b>				<b>1</b>
<b>254</b>	PROVISIONAL	ADDRESS UPDATE	YES		1
	<b>PRECINCT 254 TOTAL</b>				<b>1</b>
<b>257</b>	PROVISIONAL	ID NOT VERIFIED	NO	PROVISIONAL NOT SIGNED	1
		ID NOT VERIFIED	YES		1
	<b>PRECINCT 257 TOTAL</b>				<b>2</b>

262	PROVISIONAL	VOTER NOT ELIGIBLE	NO	VOTED WRONG JURISDICTION	6
	PRECINCT 262 TOTAL				6
275	PROVISIONAL	VOTER NOT ELIGIBLE	NO	VOTED WRONG JURISDICTION	4
	PRECINCT 275 TOTAL				4
GRAND TOTAL					435



Ballots Processed Report  
Special Primary Election 2025  
July 15, 2025

Early Ballots Processed	Totals
Ballots Processed	53,468
Ballots Counted	53,468
Rejected	0
Vote Center Ballots Processed (Election Day)	Totals
Ballots Counted	4,558
Provisional Ballots Processed	Totals
Ballots Received	425
Verified	132
Verified Ballots Counted	132
Ballots Unverified and Uncounted	293
Rejected	0
Verified with no ballot in Provisional Envelope	0
Conditional Provisional Ballots Processed	Totals
Ballots Received	10
Ballots Verified and Counted	4
Ballots Unverified and Uncounted	6
Rejected	0
Verified with no ballot in Provisional Envelope	0
Total Ballots Counted	58,162

Notes: Elections Department Data Only.





Adjudication and Duplication Report  
Special Primary Election 2025  
July 15, 2025

Adjudications Information	Totals
Total Adjudicated	334
Approved with No Changes	197
Approved with Changes	137
Reasons for Adjudication	
Blank Ballot	110
Blank Ballot, Unclear Mark	18
Overvote	196
Unclear Mark	10
Duplication Information	Totals
Total Duplicated Ballots	460
Ballot Exceptions	
Military/Faxed	89
Timing Mark	160
Torn/Damaged	185
Non-standard Markings	8
Vote Center Issue (Wrong Ballot Issued)	17
Braille	1

Notes: Elections Department Data Only.

# Certification Information

## ADDITIONAL REPORTING FORMS

### Equipment, Software, Firmware, and Hash Code Certification Statement

I, Constance L Hargrove certify by affixing my signature to this document that all election equipment and firmware, as well as all election management system software to be used in the 2025 Special Primary Election to be held on July 15, 2025 IN Pima County has been certified for use by the Arizona Secretary of State and that I have compared the hash code on file with the National Institute of Science and Technology (NIST) or the Arizona Secretary of State's Office to the hash code of the election management system software to be used in this election and certify that the numbers are identical. The following is a list of the equipment, firmware, and election management system software to be used in the aforementioned election:

#### **VOTING UNITS**


Manufacturer	Model	Firmware Version
Election Systems & Software	ExpressVote Version 1.0	4.2.1.0
Election Systems & Software	ExpressVote Version 2.0	4.2.1.0

#### **CENTRAL COUNT UNITS**

Manufacturer	Model	Firmware Version
Election Systems & Software	DS 850 Version 1.0	4.2.0.0

#### **ELECTION MANAGEMENT SOFTWARE**

Manufacturer	Product Name	Version
Election Systems & Software	ElectionWare (EMS System)	6.3.0.0



\_\_\_\_\_  
Officer in Charge of Elections Signature

6/5/25  
\_\_\_\_\_  
Date



## Certification of Completion

### In-House Logic & Accuracy Test

We the undersigned do hereby certify that a test was held for the

2025 Special Primary Election

on the

5<sup>th</sup> day of June, 2025 at 10:04 AM  
(day) (Month) (Year) (Time)

and that the EMS System's summary reports  
match printouts and the predetermined results.

Member's Signature

Member's Signature

Member's Signature

Member's Signature



## Certification of Completion

### ES&S Software Hash Validation

We the undersigned do hereby certify that a Hash Code verification was held for the

2025 special Primary Election

and we declare under penalty of perjury under the laws of the State of Arizona that  
the foregoing is true and correct, on the

5<sup>th</sup> day of June, 2025 at 10:37 AM  
(day) (Month) (Year) (Time)

Member's Signature

Member's Signature

Member's Signature

Member's Signature




## Completion Certification Form by the Pima County Accuracy Certification Board

We, the undersigned members of the Accuracy Certification Board, having been duly appointed for the 2025 special Primary Election held in the County of Pima, State of Arizona, on the 5<sup>th</sup> day of June, 2025 at 10:04 AM verify the


Logic and Accuracy Test ballots as required by A.R.S. § 16-449 for use on the accessible voting devices and systems, adopted pursuant to the Secretary of State's Procedures Manual, do hereby certify to the Secretary of State:

1. THAT the pre-audited group of ballots, prepared pursuant to A.R.S. § 16-449, have been used to ascertain that the equipment and programs, being used in this election, correctly counted the votes cast for all offices and measures;
2. THAT the pre-vote counting test results have been compared with the predetermined correct totals for each office and ballot measure;
3. THAT the cause of any discrepancy was found and corrected; and
4. THAT the Logic and Accuracy Test programs, the Logic and Accuracy test ballots, and the Logic and Accuracy test printed output which were certified as correct by the Accuracy Certification Board were delivered into the custody of the Elections Director or the Office of the Secretary of State.

We declare under penalty of perjury under the laws of the State of Arizona that the foregoing is true and correct.

 6-5-25  
Member's Signature Date

 6/5/25  
Member's Signature Date

 6/5/25  
Member's Signature Date

 6/5/25  
Member's Signature Date

Member's Signature

Date

Member's Signature

Date




## Certification of Completion

### Political Party Logic & Accuracy Test

We the undersigned do hereby certify that a test was held for the

2025 special Primary Election  
on the  
10<sup>th</sup> day of June, 2025 at 9:26  
(day) (Month) (Year) (Time)

and that the EMS System's precinct and  
summary report match the printouts and the pre-audit reports.

  
\_\_\_\_\_  
Member's Signature

  
\_\_\_\_\_  
Member's Signature


  
\_\_\_\_\_  
Member's Signature

\_\_\_\_\_  
Member's Signature



# State of Arizona


DEPARTMENT OF STATE  
*Office of the Secretary of State*




2025 Congressional District #7 Special Primary Election

## *Logic & Accuracy Equipment Certificate*

Pursuant to Arizona Revised Statute § 16-449, the Arizona Secretary of State's Office has completed the required logic and accuracy testing and certifies that the voting equipment, including accessible voting and tabulation equipment, in Pima County met the requirements for logic and accuracy testing standards on June 13, 2025.

 6/13/25  
Secretary of State's Office/Date

 6/13/25  
County Election Official/Date





## Completion Form by the Pima County Accuracy Certification Board

We, the undersigned members of the Accuracy Certification Board, having been duly appointed for the 2025 Special Primary Election held in the County of Pima, State of Arizona, on the 22<sup>nd</sup> day of July, 2025 at 5:03pm verify the

**POST Logic and Accuracy Test** ballots as required by A.R.S. § 16-449 for use on the central count systems, adopted pursuant to the Secretary of State's Procedures Manual, do hereby certify to the Secretary of State:


1. THAT the pre-audited group of ballots, prepared pursuant to A.R.S. § 16-449, have been used to ascertain that the equipment and programs, being used in this election, correctly counted the votes cast for all offices and measures;
2. THAT the pre-vote counting test results have been compared with the predetermined correct totals for each office and ballot measure;
3. THAT the cause of any discrepancy was found and corrected; and
4. THAT the Logic and Accuracy Test programs, the Logic and Accuracy test ballots, and the Logic and Accuracy test printed output which were certified as correct by the Accuracy Certification Board were delivered into the custody of the Elections Director or the Office of the Secretary of State.


**We declare under penalty of perjury under the laws of the State of Arizona that the foregoing is true and correct.**

  
\_\_\_\_\_  
Member's Signature                      7/22/25  
Date

  
\_\_\_\_\_  
Member's Signature                      7/22/25  
Date

  
\_\_\_\_\_  
Member's Signature                      7-22-25  
Date

  
\_\_\_\_\_  
Member's Signature                      7-22-25  
Date

  
\_\_\_\_\_  
Member's Signature                      7-22-25  
Date

\_\_\_\_\_  
Member's Signature                      Date

# Early Voting and Vote Center Locations

# 2025 Special CD7 Primary Election

## Early Ballot Drop-off Sites & Emergency Voting Locations

Early Voting Site Sitio de Votación Temprana		Address Dirección	24 Hour Drop Box*	Dates/Times M-F only Fechas/Horas Lun-Vie solamente	Emergency Voting Votación de Emergencia	Election Day Día de Elección Tuesday 7/15
1	Recorder's Main Office	240 N Stone Ave	Drop Box 6/18-7/15 until 7 pm	6/18 - 7/11 8 am - 5 pm 7/4 closed   cerrado 7/11 - open until 7 pm abierto hasta las 7 pm	7/12 9 am - 3 pm 7/14 8 am - 5 pm	Drop-Off Only
2	Recorder's Country Club Office	6550 S Country Club Rd	None			Drop-Off Only
3	Palo Verde High School ATC Room	1302 S Avenida Vega	None			Not Open
4	Sahuarita High School ACE Room	350 W Sahuarita Rd Sahuarita	None	7/7 - 7/11 8 am - 5 pm 7/11 - open until 7pm abierto hasta las 7 pm	7/12 9 am - 3 pm 7/14 9 am - 3 pm	Not Open
5	Roadrunner Elementary School	16651 W Calle Carmela Marana	None			Not Open
6	Tribal Chambers Pascua Yaqui Tribe	7474 S Camino de Oeste	None	7/11 8 am - 7 pm		Not Open
7	Ajo Clinic	120 W Estrella Ave Ajo	None			Not Open
8	TOKA Community Building	51 Baboquivari Dr Sells	None		Not Open	
9	Recorder’s Eastside Office (Drop-Off ONLY)	6920 E Broadway Blvd	Drop Box 6/18-7/15 until 7 pm	Ballot Drop-Off Only via 24 Hour Ballot-Drop Box Solo entrega de boletas a través de la caja de votación de 24 horas		Drop-Off Only

\*Secured 24 hour Ballot Drop Box located outside

**PIMA COUNTY VOTE CENTER LOCATIONS**  
**CD 7 - SPECIAL PRIMARY ELECTION - JULY 15, 2025**

BOS DISTRICT	VOTE CENTER NAME	LOCATION ADDRESS
3	Accelerated Elementary & Secondary School	5245 N Camino De Oeste, Tucson, AZ 85745
3	Ajo Federated Church	101 W Lomita Avenue, Ajo, AZ 85321
2	Ambassador Event Center	3455 S Wilmot Road, Tucson, AZ 85730
5	American Legion Sahuaro Post #68	4724 S 12th Avenue, Tucson, AZ 85714
3	Anamax Recreation Center	17501 S Camino De las Quintas, Sahuarita, AZ 85629
3	Archie Hendricks Nursing Home Clubhouse	Federal Route 15 Mile Post 9, Sells, AZ 85634
3	Arivaca Old School Building	17180 W 4th Street, Arivaca, AZ 85601
2	Armory Park Center	220 S 5th Avenue, Tucson, AZ 85701
3	Baboquivari District Office	Federal Route 19 & Fresnal Canyon Road, Topawa, AZ 85639
3	Chukut Kuk District	Federal Route 19, Mile Post 8, Miguel Community, Sells, AZ 85634
5	Church of The Painted Hills	3295 W Speedway Boulevard, Tucson, AZ 85745
5	Donna R Liggins Neighborhood Center	2160 N 6th Avenue, Tucson, AZ 85705
5	Double Tree at Tucson Williams Center	5335 E Broadway Boulevard, Tucson, AZ 85711
5	El Mezquite Salon de Eventos	7130 S Nogales Highway, Tucson, AZ 85756
5	El Pueblo Senior Center	101 W Irvington Road, Tucson, AZ 85714
3	Ellie Town Flowing Wells Community Center	1660 W Ruthrauff Road, Tucson, AZ 85705
5	Faith Christian Fellowship	3141 W Ironwood Hills Drive, Tucson, AZ 85745
5	First United Methodist Church	915 E 4th Street, Tucson, AZ 85719
5	Fred Archer Neighborhood Center	1665 S La Cholla Boulevard, Tucson, AZ 85713
3	Gu-Vo District	Highway 86, Route 1, Mile Post 19, Sells, AZ 85634
3	Hikiwan District	Vaya Chin Village, Route 34, Mile Post 53, Sells, AZ 85634
2	Hilton Garden Inn	6575 S Country Club Road, Tucson, AZ 85756
2	John Valenzuela Youth Center	1550 S 6th Avenue, Tucson, AZ 85713
2	Kino Sports Complex /Event Center	2805 E Ajo Way, Tucson, AZ 85713
2	Knights of Columbus	601 S Tucson Boulevard, Tucson, AZ 85716
2	Morgan's Event Center	2308 S Park Avenue, Tucson, AZ 85713
5	Most Holy Trinity Parish	1300 N Greasewood Road, Tucson, AZ 85745
5	Mount Zion Lutheran Church	4520 W Ajo Way, Tucson, AZ 85746
3	MUSD - Roadrunner Elementary School	16651 W Calle Carmela, Marana, AZ 85653
5	Old Pascua Neighborhood Center	785 W Sahuaro Street, Tucson, AZ 85705
5	Our Lady of Fatima Parish	1950 W Irvington Place, Tucson, AZ 85746
5	Pascua Yaqui Tribal Chambers	7474 S Camino De Oeste, Tucson, AZ 85757
3	Picture Rocks Community Center	5615 N Sanders Road, Tucson, AZ 85634
3	Pisinemo District	West Highway 86, Route 21, Sells, AZ 85634

**PIMA COUNTY VOTE CENTER LOCATIONS**  
**CD 7 - SPECIAL PRIMARY ELECTION - JULY 15, 2025**

BOS DISTRICT	VOTE CENTER NAME	LOCATION ADDRESS
5	Ramada by Wyndham	777 W Cushing Street, Tucson, AZ 85711
2	Rising Star Baptist Church	2800 E 36th Street, Tucson, AZ 85713
3	Robles Ranch Community Center	16150 W Ajo Way, Tucson, AZ 85735
3	Saint James United Methodist Church	3255 N Campbell Avenue, Tucson, AZ 85719
2	Salon Mexico #2	5200 S Palo Verde Road, Tucson, AZ 85706
5	San Miguel High School	6601 S San Fernando Road, Tucson, AZ 85756
3	San Xavier District	2018 W San Xavier Road, Tucson, AZ 85746
3	Sandario Baptist Church	6971 N Sandario Road, Tucson, AZ 85743
5	Santa Cruz Lutheran Church	6809 S Cardinal Avenue, Tucson, AZ 85746
3	Schuk Toak District Office	Highway 86, Mile Post 126.5, Sells, AZ 85634
3	Sells District Office	Highway 86 and Mile Post 112.5, Sells, AZ 85634
3	Serenity Baptist Church	15501 W Ajo Highway, Tucson, AZ 85735
3	Sierrita Mining and Ranching Co. Community Building	10094 W McGee Ranch Road, Sahuarita, AZ 85629
5	St. Margaret's Mary Parish	801 N Grande Avenue, Tucson, AZ 85745
5	St. Marks Presbyterian Church	3809 E 3rd Street, Tucson, AZ 85716
2	Sunnyside School District Admin Office	2238 E Ginter Road, Tucson, AZ 85706
3	SUSD - Sopor Elementary School	5000 W Arivaca Road, Amado, AZ 85645
3	The Good Shepherd UCC	17750 S La Cañada Drive, Sahuarita, AZ 85629
2	Tucson Baptist Church	1525 S Columbus Boulevard, Tucson, AZ 85711
2	Tucson Convention Center	260 S Church Avenue, Tucson, AZ 85701
3	Tucson Estates	5900 W Western Way Circle, Tucson, AZ 85713
3	Tucson Mountain Baptist Church	5757 W Ajo Highway, Tucson, AZ 85735
5	Vida Nueva Church Of God	504 W Nebraska Street, Tucson, AZ 85706
3	Why Domestic Water Improvement District	341 S Sonoita Way, Highway 85 South, Ajo, AZ 85321

# Write-In Information

**PIMA COUNTY, STATE OF ARIZONA  
SPECIAL PRIMARY ELECTION - JULY 15, 2025 /  
ELECCION PRIMARIA ESPECIAL - 15 DE JULIO DE 2025  
WRITE-IN LIST / LISTA CANDIDATOS POR ESCRITO**

NAME / NOMBRE	OFFICE / PUESTO	PARTY / PARTIDO
QUINTANA, EDUARDO	U.S. REPRESENTATIVE IN CONGRESS - DISTRICT 7 / REPRESENTANTE DE EE.UU. EN EL CONGRESO - DISTRITO 7	GRN
SWING, GARY	U.S. REPRESENTATIVE IN CONGRESS - DISTRICT 7 / REPRESENTANTE DE EE.UU. EN EL CONGRESO - DISTRITO 7	GRN
FERNANDEZ, ANDY	U.S. REPRESENTATIVE IN CONGRESS - DISTRICT 7 / REPRESENTANTE DE EE.UU. EN EL CONGRESO - DISTRITO 7	LBT
GRAYSON, RICHARD	U.S. REPRESENTATIVE IN CONGRESS - DISTRICT 7 / REPRESENTANTE DE EE.UU. EN EL CONGRESO - DISTRITO 7	NOL

**In accordance with A.R.S. 16-312 et seq. only the above names will be counted in the tally of ballots.  
De acuerdo con A.R.S. 16-312 et seq. solamente los nombres sobre escritos serán contados en la escrutación de balotas.**

6/6/2025

# Hand Count Audit Information





**ELECTIONS DEPARTMENT  
PIMA COUNTY GOVERNMENT  
6550 SOUTH COUNTRY CLUB RD. TUCSON, AZ 85756  
(520) 724-6830 FAX (520) 724-6870**

**PIMA COUNTY  
Hand Count / Early Ballot Audit Report  
July 15, 2025 Special Primary Election**

**Synopsis:**

Pursuant to A.R.S. § 16-602 (B), Pima County conducted the hand count/early ballot audit for the July 15, 2025 Special Primary Election. Two percent of vote centers were counted as required by statute, which amounted to two vote centers out of 58 vote centers.

The hand count began on July 16, 2025 when representatives from the Pima County Democratic and Republican Parties met to discuss the number of vote centers and early ballot batches to be audited. On July 19, 2025 at 8:30 AM representatives of the Democratic, Green, and Republican Parties met to select the vote centers and early ballot audit batches to be counted. All ballots were accounted for in the central counting location before the selection process started. The selection order was chosen by lot, and the Democratic Party was chosen to go first.

With the order established, the specific vote centers to be counted were selected with the representatives from each party alternating the selection. Once the vote centers were chosen, the early ballot batches to be audited were selected.

The master vote center and early ballot batch selection lists are attached for review. The physical hand count started at 9:00 AM on July 19, 2025 and was concluded at 10:00 AM on July 19, 2025. The tabulation method used was the stacking method. The hand count was conducted by 8 boards consisting of 3 or 4 members, of which not more than 2 members were from the same political party.

**Early Ballot Audit:**

One percent of early ballots were audited as per Arizona State Law. The early ballot audit consisted of 6 batches, each containing 200 early ballots. There were a total of 53,462 early ballots cast in Pima County.

**Comments:**

The results of the early ballot audit and the vote center hand count were within the variance as defined by the Arizona Secretary of State.

**Constance L. Hargrove, Elections Director**

## **Master List of All Contested Races**

July 15, 2025 Special Primary Election

**Category: State Candidate**

**Category: Statewide Ballot Measure**

**Category: Federal Candidate**

Race: Democratic Party Candidate For United States Representative In Congress District 7

Race: Republican Party Candidate For United States Representative In Congress District 7

**Category: State Legislative**

## Master Precinct and Race Selection Worksheet

July 15, 2025 Special Primary Election

### Political Party Selection

First Democratic Party

Third Republican Party

Second Green Party

Fourth \_\_\_\_\_

### SELECTED VOTE CENTER (PRIMARY)

84

133

### SELECTED VOTE CENTER (SECONDARY)

111

44

### NUMBER OF RACE TO COUNT PER CATEGORY

RACE CATEGORY	TICK MARK TALLY	Number of Races per Category
1. Presidential Elector	0	0
2. Statewide Candidate	0	0
3. Statewide Ballot Measure	0	0
4. Federal Candidate	2	2
5. State Legislative	0	0
Additional Races Needed	0	0

### RACES TO BE COUNTED IN EACH SELECTED PRECINCT

Race To Be Counted	Category of Race
1. Democratic Party Candidate for United States Representative in Congress District 7	Federal Candidate
2. Republican Party Candidate for United States Representative in Congress District 7	Federal Candidate
3.	
4.	
5.	

### SELECTED EARLY BATCHES (PRIMARY)

1

5

6

2

10

4

### SELECTED EARLY BATCHES (SECONDARY)

9

12

7

11

8

3

**AGGREGATE - EARLY BALLOT AUDIT**  
July 15, 2025 Special Primary Election

**Race Category:** Federal Candidate

**Race:** Democratic Party - US Representative in Congress Dist 7

Batch	Hand Count Total	Machine Count Total	Absolute Difference
Audit Batch 1	164	164	0
Audit Batch 2	151	151	0
Audit Batch 4	152	152	0
Audit Batch 5	160	160	0
Audit Batch 6	148	148	0
Audit Batch 10	168	168	0
Total:	943	943	0

Margin = (Absolute Difference / Machine Count) X 100%

**Aggregated Margin:** 0.00%

**Race Category:** Federal Candidate

**Race:** Republican Party - US Representative Congress Dist 7

Batch	Hand Count Total	Machine Count Total	Absolute Difference
Audit Batch 1	10	10	0
Audit Batch 2	46	46	0
Audit Batch 4	46	46	0
Audit Batch 5	36	36	0
Audit Batch 6	50	50	0
Audit Batch 10	30	30	0
Total:	218	218	0

Margin = (Absolute Difference / Machine Count) X 100%

**Aggregated Margin:** 0.00%

**AGGREGATE - VOTE CENTER**

July 15, 2025 Special Primary Election

**Race Category:** Federal Candidate

**Race:** Democratic Party - US Representative in Congress Dist 7

VOTE CENTER	Hand Count Total	Machine Count Total	Absolute Difference
Vote Center 84	116	116	0
Vote Center 133	130	130	0
Total:	246	246	0

Margin = (Absolute Difference / Machine Count) X 100%

**Aggregated Margin:** 0.00%

**Race Category:** Federal Candidate

**Race:** Republican Party - US Representative Congress Dist 7

VOTE CENTER	Hand Count Total	Machine Count Total	Absolute Difference
Vote Center 84	30	30	0
Vote Center 133	16	16	0
Total:	46	46	0

Margin = Absolute Difference / Machine Count X 100

**Aggregated Margin:** 0.00%

**EARLY BALLOT AUDIT - HAND COUNT REPORT**  
**July 15, 2025 Special Primary Election**

Batch Counted: Audit Batch 1

# of Ballots per Batch: 200

**Race Category:** Federal Candidate

**Race:** Democratic Party - US Representative in Congress Dist 7

Candidate Name	Hand Count Total	Machine Count Total	Absolute Difference
FOXX, DEJA	24	24	0
GRIJALVA, ADELITA	114	114	0
HARRIS SR., PATRICK	0	0	0
HERNANDEZ, DANIEL	26	26	0
MALVIDO JR., JOSE "MALVIDO"	0	0	0
Total:	164	164	0

**Race Category:** Federal Candidate

**Race:** Republican Party - US Representative Congress Dist 7

Candidate Name	Hand Count Total	Machine Count Total	Absolute Difference
BUTIEREZ SR., DANIEL FRANCIS	24	24	0
RIVAS, JORGE	6	6	0
RODRIGUEZ, JIMMY	4	4	0
Total:	10	10	0

Batch Counted: Audit Batch 2

# of Ballots per Batch: 200

**Race Category:** Federal Candidate

**Race:** Democratic Party - US Representative in Congress Dist 7

Candidate Name	Hand Count Total	Machine Count Total	Absolute Difference
FOXX, DEJA	22	22	0
GRIJALVA, ADELITA	95	95	0
HARRIS SR., PATRICK	1	1	0
HERNANDEZ, DANIEL	28	28	0
MALVIDO JR., JOSE "MALVIDO"	5	5	0
Total:	151	151	0

**Race Category:** Federal Candidate

**Race:** Republican Party - US Representative Congress Dist 7

Candidate Name	Hand Count Total	Machine Count Total	Absolute Difference
BUTIEREZ SR., DANIEL FRANCIS	26	26	0
RIVAS, JORGE	14	14	0
RODRIGUEZ, JIMMY	6	6	0
Total:	46	46	0

**EARLY BALLOT AUDIT - HAND COUNT REPORT**  
**July 15, 2025 Special Primary Election**

Batch Counted: Audit Batch 4

# of Ballots per Batch: 200

**Race Category:** Federal Candidate

**Race:** Democratic Party - US Representative in Congress Dist 7

Candidate Name	Hand Count Total	Machine Count Total	Absolute Difference
FOXX, DEJA	28	28	0
GRIJALVA, ADELITA	99	99	0
HARRIS SR., PATRICK	1	1	0
HERNANDEZ, DANIEL	21	21	0
MALVIDO JR., JOSE "MALVIDO"	3	3	0
Total:	152	152	0

**Race Category:** Federal Candidate

**Race:** Republican Party - US Representative Congress Dist 7

Candidate Name	Hand Count Total	Machine Count Total	Absolute Difference
BUTIEREZ SR., DANIEL FRANCIS	34	34	0
RIVAS, JORGE	7	7	0
RODRIGUEZ, JIMMY	5	5	0
Total:	46	46	0

Batch Counted: Audit Batch 5

# of Ballots per Batch: 200

**Race Category:** Federal Candidate

**Race:** Democratic Party - US Representative in Congress Dist 7

Candidate Name	Hand Count Total	Machine Count Total	Absolute Difference
FOXX, DEJA	37	37	0
GRIJALVA, ADELITA	99	99	0
HARRIS SR., PATRICK	1	1	0
HERNANDEZ, DANIEL	19	19	0
MALVIDO JR., JOSE "MALVIDO"	4	4	0
Total:	160	160	0

**Race Category:** Federal Candidate

**Race:** Republican Party - US Representative Congress Dist 7

Candidate Name	Hand Count Total	Machine Count Total	Absolute Difference
BUTIEREZ SR., DANIEL FRANCIS	20	20	0
RIVAS, JORGE	13	13	0
RODRIGUEZ, JIMMY	3	3	0
Total:	36	36	0

**EARLY BALLOT AUDIT - HAND COUNT REPORT**  
**July 15, 2025 Special Primary Election**

Batch Counted: Audit Batch 6

# of Ballots per Batch: 200

**Race Category:** Federal Candidate

**Race:** Democratic Party - US Representative in Congress Dist 7

Candidate Name	Hand Count Total	Machine Count Total	Absolute Difference
FOXX, DEJA	34	34	0
GRIJALVA, ADELITA	89	89	0
HARRIS SR., PATRICK	2	2	0
HERNANDEZ, DANIEL	23	23	0
MALVIDO JR., JOSE "MALVIDO"	0	0	0
Total:	148	148	0

**Race Category:** Federal Candidate

**Race:** Republican Party - US Representative Congress Dist 7

Candidate Name	Hand Count Total	Machine Count Total	Absolute Difference
BUTIEREZ SR., DANIEL FRANCIS	28	28	0
RIVAS, JORGE	19	19	0
RODRIGUEZ, JIMMY	3	3	0
Total:	50	50	0

Batch Counted: Audit Batch 10

# of Ballots per Batch: 200

**Race Category:** Federal Candidate

**Race:** Democratic Party - US Representative in Congress Dist 7

Candidate Name	Hand Count Total	Machine Count Total	Absolute Difference
FOXX, DEJA	44	44	0
GRIJALVA, ADELITA	101	101	0
HARRIS SR., PATRICK	2	2	0
HERNANDEZ, DANIEL	19	19	0
MALVIDO JR., JOSE "MALVIDO"	2	2	0
Total:	168	168	0

**Race Category:** Federal Candidate

**Race:** Republican Party - US Representative Congress Dist 7

Candidate Name	Hand Count Total	Machine Count Total	Absolute Difference
BUTIEREZ SR., DANIEL FRANCIS	14	14	0
RIVAS, JORGE	8	8	0
RODRIGUEZ, JIMMY	8	8	0
Total:	30	30	0

# VOTE CENTER HAND COUNT AUDIT REPORT

July 15, 2025 Special Primary Election

**VOTE CENTER:** Vote Center 84

**# of Ballots per Batch:** 147

**Race Category:** Federal Candidate

**Race:** Democratic Party - US Representative in Congress Dist 7

Candidate Name	Hand Count Total	Machine Count Total	Absolute Difference
FOXX, DEJA	40	40	0
GRIJALVA, ADELITA	67	67	0
HARRIS SR., PATRICK	0	0	0
HERNANDEZ, DANIEL	8	8	0
MALVIDO JR., JOSE "MALVIDO"	1	1	0
<b>Total:</b>	<b>116</b>	<b>116</b>	<b>0</b>

**Race Category:** FEDERAL CANDIDATE

**Race:** Republican Party - US Representative Congress Dist 7

Candidate Name	Hand Count Total	Machine Count Total	Absolute Difference
BUTIEREZ SR., DANIEL FRANCIS	22	22	0
RIVAS, JORGE	5	5	0
RODRIGUEZ, JIMMY	3	3	0
<b>Total:</b>	<b>30</b>	<b>30</b>	<b>0</b>

**VOTE CENTER:** Vote Center 133

**# of Ballots per Batch:** 149

**Race Category:** Federal Candidate

**Race:** Democratic Party - US Representative in Congress Dist 7

Candidate Name	Hand Count Total	Machine Count Total	Absolute Difference
FOXX, DEJA	30	30	0
GRIJALVA, ADELITA	69	69	0
HARRIS SR., PATRICK	1	1	0
HERNANDEZ, DANIEL	28	28	0
MALVIDO JR., JOSE "MALVIDO"	2	2	0
<b>Total:</b>	<b>130</b>	<b>130</b>	<b>0</b>

**Race Category:** Federal Candidate

**Race:** Republican Party - US Representative Congress Dist 7

Candidate Name	Hand Count Total	Machine Count Total	Absolute Difference
BUTIEREZ SR., DANIEL FRANCIS	12	12	0
RIVAS, JORGE	2	2	0
RODRIGUEZ, JIMMY	2	2	0
<b>Total:</b>	<b>16</b>	<b>16</b>	<b>0</b>



# Election Summary Results

Statistics	TOTAL	EARLY	POLLS	PROV
Registered Voters - Total	266,339			
Registered Voters - Democratic Party	111,678			
Registered Voters - Republican Party	54,940			
Registered Voters - Libertarian Party	1,761			
Registered Voters - Green Party	577			
Registered Voters - No Labels Party	2,163			
Ballots Cast - Total	58,162	53,468	4,558	136
Ballots Cast - Democratic Party	45,658	42,476	3,066	116
Ballots Cast - Republican Party	12,188	10,703	1,465	20
Ballots Cast - Libertarian Party	125	115	10	0
Ballots Cast - Green Party	98	91	7	0
Ballots Cast - No Labels Party	93	83	10	0
Ballots Cast - Blank	100	89	9	2
Voter Turnout - Total	21.84%			
Voter Turnout - Democratic Party	40.88%			
Voter Turnout - Republican Party	22.18%			
Voter Turnout - Libertarian Party	7.10%			
Voter Turnout - Green Party	16.98%			
Voter Turnout - No Labels Party	4.30%			

DEM U.S. Representative in Congress Congressional District 7  
Vote For 1

	TOTAL	EARLY	POLLS	PROV
FOXX, DEJA	10,880	9,823	1,020	37
GRIJALVA, ADELITA	27,923	26,142	1,715	66
HARRIS SR., PATRICK	622	582	38	2
HERNANDEZ, DANIEL	5,512	5,270	236	6
MALVIDO JR., JOSE "MALVIDO"	525	479	43	3
Write-In Totals	92	86	6	0
Not Assigned	92	86	6	0
Total Votes Cast	45,554	42,382	3,058	114
Overvotes	73	65	8	0
Undervotes	31	29	0	2
Contest Totals	45,658	42,476	3,066	116

Summary Results Report  
2025 Special Primary Election  
July 15, 2025

OFFICIAL RESULTS

County of Pima, State of Arizona

REP U.S. Representative in Congress Congressional District 7

Vote For 1

	TOTAL	EARLY	POLLS	PROV
BUTIEREZ SR., DANIEL FRANCIS	7,311	6,217	1,083	11
RIVAS, JORGE	2,871	2,629	239	3
RODRIGUEZ, JIMMY	1,580	1,454	121	5
Write-In Totals	362	346	15	1
Not Assigned	362	346	15	1
Total Votes Cast	12,124	10,646	1,458	20
Overvotes	14	12	2	0
Undervotes	50	45	5	0
Contest Totals	12,188	10,703	1,465	20

LBT U.S. Representative in Congress Congressional District 7

Vote For 1

	TOTAL	EARLY	POLLS	PROV
Write-In Totals	120	110	10	0
Write-In: Invalid Write-in	109	99	10	0
Write-In: FERNANDEZ, ANDY	11	11	0	0
Not Assigned	0	0	0	0
Total Votes Cast	120	110	10	0
Overvotes	0	0	0	0
Undervotes	5	5	0	0
Contest Totals	125	115	10	0

GRN U.S. Representative in Congress Congressional District 7

Vote For 1

	TOTAL	EARLY	POLLS	PROV
Write-In Totals	90	84	6	0
Write-In: Invalid Write-in	51	47	4	0
Write-In: QUINTANA, EDUARDO	37	36	1	0
Write-In: SWING, GARY	2	1	1	0
Not Assigned	0	0	0	0
Total Votes Cast	90	84	6	0
Overvotes	0	0	0	0
Undervotes	8	7	1	0
Contest Totals	98	91	7	0

NOL U.S. Representative in Congress Congressional District 7

Vote For 1

	TOTAL	EARLY	POLLS	PROV
Write-In Totals	87	80	7	0
Write-In: Invalid Write-in	87	80	7	0
Write-In: GRAYSON, RICHARD	0	0	0	0
Not Assigned	0	0	0	0
Total Votes Cast	87	80	7	0
Overvotes	0	0	0	0
Undervotes	6	3	3	0
Contest Totals	93	83	10	0

# Statement of Votes Cast

Precinct 001

Statistics	TOTAL	EARLY	POLLS	PROV
Registered Voters - Total	1,841			
Registered Voters - Democratic Party	633			
Registered Voters - Republican Party	539			
Registered Voters - Libertarian Party	11			
Registered Voters - Green Party	2			
Registered Voters - No Labels Party	18			
Ballots Cast - Total	444	372	62	10
Ballots Cast - Democratic Party	320	276	36	8
Ballots Cast - Republican Party	122	94	26	2
Ballots Cast - Libertarian Party	0	0	0	0
Ballots Cast - Green Party	1	1	0	0
Ballots Cast - No Labels Party	1	1	0	0
Ballots Cast - Blank	0	0	0	0
Voter Turnout - Total	24.12%			
Voter Turnout - Democratic Party	50.55%			
Voter Turnout - Republican Party	22.63%			
Voter Turnout - Libertarian Party	0.00%			
Voter Turnout - Green Party	50.00%			
Voter Turnout - No Labels Party	5.56%			

DEM U.S. Representative in Congress Congressional District 7  
Vote For 1

	TOTAL	EARLY	POLLS	PROV
FOXX, DEJA	39	26	12	1
GRIJALVA, ADELITA	205	182	16	7
HARRIS SR., PATRICK	2	1	1	0
HERNANDEZ, DANIEL	32	31	1	0
MALVIDO JR., JOSE "MALVIDO"	39	33	6	0
Write-In Totals	2	2	0	0
Not Assigned	2	2	0	0
Total Votes Cast	319	275	36	8
Overvotes	1	1	0	0
Undervotes	0	0	0	0
Contest Totals	320	276	36	8

Precinct 001

REP U.S. Representative in Congress Congressional District 7

	TOTAL	EARLY	POLLS	PROV
BUTIEREZ SR., DANIEL FRANCIS	58	47	9	2
RIVAS, JORGE	44	33	11	0
RODRIGUEZ, JIMMY	18	12	6	0
Write-In Totals	1	1	0	0
Not Assigned	1	1	0	0
Total Votes Cast	121	93	26	2
Overvotes	1	1	0	0
Undervotes	0	0	0	0
Contest Totals	122	94	26	2

LBT U.S. Representative in Congress Congressional District 7

	TOTAL	EARLY	POLLS	PROV
Write-In Totals	0	0	0	0
Write-In: Invalid Write-in	0	0	0	0
Write-In: FERNANDEZ, ANDY	0	0	0	0
Not Assigned	0	0	0	0
Total Votes Cast	0	0	0	0
Overvotes	0	0	0	0
Undervotes	0	0	0	0
Contest Totals	0	0	0	0

GRN U.S. Representative in Congress Congressional District 7

	TOTAL	EARLY	POLLS	PROV
Write-In Totals	1	1	0	0
Write-In: Invalid Write-in	1	1	0	0
Write-In: QUINTANA, EDUARDO	0	0	0	0
Write-In: SWING, GARY	0	0	0	0
Not Assigned	0	0	0	0
Total Votes Cast	1	1	0	0
Overvotes	0	0	0	0
Undervotes	0	0	0	0
Contest Totals	1	1	0	0

Precinct 001

---

NOL U.S. Representative in Congress Congressional District 7

Vote For 1

	TOTAL	EARLY	POLLS	PROV
Write-In Totals	1	1	0	0
Write-In: Invalid Write-in	1	1	0	0
Write-In: GRAYSON, RICHARD	0	0	0	0
Not Assigned	0	0	0	0
Total Votes Cast	1	1	0	0
Overvotes	0	0	0	0
Undervotes	0	0	0	0
Contest Totals	1	1	0	0

Statement of Votes Cast  
2025 Special Primary Election  
July 15, 2025

OFFICIAL RESULTS

County of Pima, State of Arizona

Precinct 002

Statistics	TOTAL	EARLY	POLLS	PROV
Registered Voters - Total	264			
Registered Voters - Democratic Party	86			
Registered Voters - Republican Party	80			
Registered Voters - Libertarian Party	0			
Registered Voters - Green Party	1			
Registered Voters - No Labels Party	6			
Ballots Cast - Total	41	36	5	0
Ballots Cast - Democratic Party	29	25	4	0
Ballots Cast - Republican Party	12	11	1	0
Ballots Cast - Libertarian Party	0	0	0	0
Ballots Cast - Green Party	0	0	0	0
Ballots Cast - No Labels Party	0	0	0	0
Ballots Cast - Blank	0	0	0	0
Voter Turnout - Total	15.53%			
Voter Turnout - Democratic Party	33.72%			
Voter Turnout - Republican Party	15.00%			
Voter Turnout - Libertarian Party	0.00%			
Voter Turnout - Green Party	0.00%			
Voter Turnout - No Labels Party	0.00%			

DEM U.S. Representative in Congress Congressional District 7

Vote For 1

	TOTAL	EARLY	POLLS	PROV
FOXX, DEJA	3	3	0	0
GRIJALVA, ADELITA	20	16	4	0
HARRIS SR., PATRICK	1	1	0	0
HERNANDEZ, DANIEL	4	4	0	0
MALVIDO JR., JOSE "MALVIDO"	1	1	0	0
Write-In Totals	0	0	0	0
Not Assigned	0	0	0	0
Total Votes Cast	29	25	4	0
Overvotes	0	0	0	0
Undervotes	0	0	0	0
Contest Totals	29	25	4	0



Statement of Votes Cast  
2025 Special Primary Election  
July 15, 2025

OFFICIAL RESULTS

County of Pima, State of Arizona

Precinct 002

---

REP U.S. Representative in Congress Congressional District 7

Vote For 1

	TOTAL	EARLY	POLLS	PROV
BUTIEREZ SR., DANIEL FRANCIS	2	1	1	0
RIVAS, JORGE	7	7	0	0
RODRIGUEZ, JIMMY	3	3	0	0
Write-In Totals	0	0	0	0
Not Assigned	0	0	0	0
Total Votes Cast	12	11	1	0
Overvotes	0	0	0	0
Undervotes	0	0	0	0
Contest Totals	12	11	1	0

LBT U.S. Representative in Congress Congressional District 7

Vote For 1

	TOTAL	EARLY	POLLS	PROV
Write-In Totals	0	0	0	0
Write-In: Invalid Write-in	0	0	0	0
Write-In: FERNANDEZ, ANDY	0	0	0	0
Not Assigned	0	0	0	0
Total Votes Cast	0	0	0	0
Overvotes	0	0	0	0
Undervotes	0	0	0	0
Contest Totals	0	0	0	0

GRN U.S. Representative in Congress Congressional District 7

Vote For 1

	TOTAL	EARLY	POLLS	PROV
Write-In Totals	0	0	0	0
Write-In: Invalid Write-in	0	0	0	0
Write-In: QUINTANA, EDUARDO	0	0	0	0
Write-In: SWING, GARY	0	0	0	0
Not Assigned	0	0	0	0
Total Votes Cast	0	0	0	0
Overvotes	0	0	0	0
Undervotes	0	0	0	0
Contest Totals	0	0	0	0

Precinct 002

---

NOL U.S. Representative in Congress Congressional District 7

Vote For 1

	TOTAL	EARLY	POLLS	PROV
Write-In Totals	0	0	0	0
Write-In: Invalid Write-in	0	0	0	0
Write-In: GRAYSON, RICHARD	0	0	0	0
Not Assigned	0	0	0	0
Total Votes Cast	0	0	0	0
Overvotes	0	0	0	0
Undervotes	0	0	0	0
Contest Totals	0	0	0	0

Statement of Votes Cast  
2025 Special Primary Election  
July 15, 2025

OFFICIAL RESULTS

County of Pima, State of Arizona

Precinct 003

Statistics	TOTAL	EARLY	POLLS	PROV
Registered Voters - Total	272			
Registered Voters - Democratic Party	189			
Registered Voters - Republican Party	11			
Registered Voters - Libertarian Party	0			
Registered Voters - Green Party	2			
Registered Voters - No Labels Party	0			
Ballots Cast - Total	81	37	44	0
Ballots Cast - Democratic Party	78	36	42	0
Ballots Cast - Republican Party	3	1	2	0
Ballots Cast - Libertarian Party	0	0	0	0
Ballots Cast - Green Party	0	0	0	0
Ballots Cast - No Labels Party	0	0	0	0
Ballots Cast - Blank	0	0	0	0
Voter Turnout - Total	29.78%			
Voter Turnout - Democratic Party	41.27%			
Voter Turnout - Republican Party	27.27%			
Voter Turnout - Libertarian Party	0.00%			
Voter Turnout - Green Party	0.00%			
Voter Turnout - No Labels Party	0.00%			

DEM U.S. Representative in Congress Congressional District 7

Vote For 1

	TOTAL	EARLY	POLLS	PROV
FOXX, DEJA	12	7	5	0
GRIJALVA, ADELITA	61	27	34	0
HARRIS SR., PATRICK	0	0	0	0
HERNANDEZ, DANIEL	5	2	3	0
MALVIDO JR., JOSE "MALVIDO"	0	0	0	0
Write-In Totals	0	0	0	0
Not Assigned	0	0	0	0
Total Votes Cast	78	36	42	0
Overvotes	0	0	0	0
Undervotes	0	0	0	0
Contest Totals	78	36	42	0

Statement of Votes Cast  
2025 Special Primary Election  
July 15, 2025

OFFICIAL RESULTS

County of Pima, State of Arizona

Precinct 003

---

REP U.S. Representative in Congress Congressional District 7

Vote For 1

	TOTAL	EARLY	POLLS	PROV
BUTIEREZ SR., DANIEL FRANCIS	1	0	1	0
RIVAS, JORGE	1	0	1	0
RODRIGUEZ, JIMMY	0	0	0	0
Write-In Totals	1	1	0	0
Not Assigned	1	1	0	0
Total Votes Cast	3	1	2	0
Overvotes	0	0	0	0
Undervotes	0	0	0	0
Contest Totals	3	1	2	0

LBT U.S. Representative in Congress Congressional District 7

Vote For 1

	TOTAL	EARLY	POLLS	PROV
Write-In Totals	0	0	0	0
Write-In: Invalid Write-in	0	0	0	0
Write-In: FERNANDEZ, ANDY	0	0	0	0
Not Assigned	0	0	0	0
Total Votes Cast	0	0	0	0
Overvotes	0	0	0	0
Undervotes	0	0	0	0
Contest Totals	0	0	0	0

GRN U.S. Representative in Congress Congressional District 7

Vote For 1

	TOTAL	EARLY	POLLS	PROV
Write-In Totals	0	0	0	0
Write-In: Invalid Write-in	0	0	0	0
Write-In: QUINTANA, EDUARDO	0	0	0	0
Write-In: SWING, GARY	0	0	0	0
Not Assigned	0	0	0	0
Total Votes Cast	0	0	0	0
Overvotes	0	0	0	0
Undervotes	0	0	0	0
Contest Totals	0	0	0	0

Precinct 003

---

NOL U.S. Representative in Congress Congressional District 7

Vote For 1

	TOTAL	EARLY	POLLS	PROV
Write-In Totals	0	0	0	0
Write-In: Invalid Write-in	0	0	0	0
Write-In: GRAYSON, RICHARD	0	0	0	0
Not Assigned	0	0	0	0
Total Votes Cast	0	0	0	0
Overvotes	0	0	0	0
Undervotes	0	0	0	0
Contest Totals	0	0	0	0

Statement of Votes Cast  
2025 Special Primary Election  
July 15, 2025

OFFICIAL RESULTS

County of Pima, State of Arizona

Precinct 004

Statistics	TOTAL	EARLY	POLLS	PROV
Registered Voters - Total	1,182			
Registered Voters - Democratic Party	715			
Registered Voters - Republican Party	66			
Registered Voters - Libertarian Party	3			
Registered Voters - Green Party	0			
Registered Voters - No Labels Party	1			
Ballots Cast - Total	275	167	101	7
Ballots Cast - Democratic Party	256	160	89	7
Ballots Cast - Republican Party	19	7	12	0
Ballots Cast - Libertarian Party	0	0	0	0
Ballots Cast - Green Party	0	0	0	0
Ballots Cast - No Labels Party	0	0	0	0
Ballots Cast - Blank	0	0	0	0
Voter Turnout - Total	23.27%			
Voter Turnout - Democratic Party	35.80%			
Voter Turnout - Republican Party	28.79%			
Voter Turnout - Libertarian Party	0.00%			
Voter Turnout - Green Party	0.00%			
Voter Turnout - No Labels Party	0.00%			

DEM U.S. Representative in Congress Congressional District 7

Vote For 1

	TOTAL	EARLY	POLLS	PROV
FOXX, DEJA	29	13	16	0
GRIJALVA, ADELITA	202	128	68	6
HARRIS SR., PATRICK	2	0	1	1
HERNANDEZ, DANIEL	22	19	3	0
MALVIDO JR., JOSE "MALVIDO"	1	0	1	0
Write-In Totals	0	0	0	0
Not Assigned	0	0	0	0
Total Votes Cast	256	160	89	7
Overvotes	0	0	0	0
Undervotes	0	0	0	0
Contest Totals	256	160	89	7

Precinct 004

REP U.S. Representative in Congress Congressional District 7  
Vote For 1

	TOTAL	EARLY	POLLS	PROV
BUTIEREZ SR., DANIEL FRANCIS	12	3	9	0
RIVAS, JORGE	4	2	2	0
RODRIGUEZ, JIMMY	2	1	1	0
Write-In Totals	1	1	0	0
Not Assigned	1	1	0	0
Total Votes Cast	19	7	12	0
Overvotes	0	0	0	0
Undervotes	0	0	0	0
Contest Totals	19	7	12	0

LBT U.S. Representative in Congress Congressional District 7  
Vote For 1

	TOTAL	EARLY	POLLS	PROV
Write-In Totals	0	0	0	0
Write-In: Invalid Write-in	0	0	0	0
Write-In: FERNANDEZ, ANDY	0	0	0	0
Not Assigned	0	0	0	0
Total Votes Cast	0	0	0	0
Overvotes	0	0	0	0
Undervotes	0	0	0	0
Contest Totals	0	0	0	0

GRN U.S. Representative in Congress Congressional District 7  
Vote For 1

	TOTAL	EARLY	POLLS	PROV
Write-In Totals	0	0	0	0
Write-In: Invalid Write-in	0	0	0	0
Write-In: QUINTANA, EDUARDO	0	0	0	0
Write-In: SWING, GARY	0	0	0	0
Not Assigned	0	0	0	0
Total Votes Cast	0	0	0	0
Overvotes	0	0	0	0
Undervotes	0	0	0	0
Contest Totals	0	0	0	0

Precinct 004

---

NOL U.S. Representative in Congress Congressional District 7  
Vote For 1

	TOTAL	EARLY	POLLS	PROV
Write-In Totals	0	0	0	0
Write-In: Invalid Write-in	0	0	0	0
Write-In: GRAYSON, RICHARD	0	0	0	0
Not Assigned	0	0	0	0
Total Votes Cast	0	0	0	0
Overvotes	0	0	0	0
Undervotes	0	0	0	0
Contest Totals	0	0	0	0



Statement of Votes Cast  
2025 Special Primary Election  
July 15, 2025

OFFICIAL RESULTS

County of Pima, State of Arizona

Precinct 005

Statistics	TOTAL	EARLY	POLLS	PROV
Registered Voters - Total	5,102			
Registered Voters - Democratic Party	921			
Registered Voters - Republican Party	2,235			
Registered Voters - Libertarian Party	48			
Registered Voters - Green Party	5			
Registered Voters - No Labels Party	50			
Ballots Cast - Total	952	828	122	2
Ballots Cast - Democratic Party	376	351	24	1
Ballots Cast - Republican Party	574	476	97	1
Ballots Cast - Libertarian Party	0	0	0	0
Ballots Cast - Green Party	1	1	0	0
Ballots Cast - No Labels Party	1	0	1	0
Ballots Cast - Blank	4	3	1	0
Voter Turnout - Total	18.66%			
Voter Turnout - Democratic Party	40.83%			
Voter Turnout - Republican Party	25.68%			
Voter Turnout - Libertarian Party	0.00%			
Voter Turnout - Green Party	20.00%			
Voter Turnout - No Labels Party	2.00%			

DEM U.S. Representative in Congress Congressional District 7

Vote For 1

	TOTAL	EARLY	POLLS	PROV
FOXX, DEJA	77	65	11	1
GRIJALVA, ADELITA	228	218	10	0
HARRIS SR., PATRICK	15	15	0	0
HERNANDEZ, DANIEL	46	44	2	0
MALVIDO JR., JOSE "MALVIDO"	6	5	1	0
Write-In Totals	4	4	0	0
Not Assigned	4	4	0	0
Total Votes Cast	376	351	24	1
Overvotes	0	0	0	0
Undervotes	0	0	0	0
Contest Totals	376	351	24	1

Statement of Votes Cast  
2025 Special Primary Election  
July 15, 2025

OFFICIAL RESULTS

County of Pima, State of Arizona

Precinct 005

---

REP U.S. Representative in Congress Congressional District 7

Vote For 1

	TOTAL	EARLY	POLLS	PROV
BUTIEREZ SR., DANIEL FRANCIS	451	358	92	1
RIVAS, JORGE	71	67	4	0
RODRIGUEZ, JIMMY	46	45	1	0
Write-In Totals	2	2	0	0
Not Assigned	2	2	0	0
Total Votes Cast	570	472	97	1
Overvotes	1	1	0	0
Undervotes	3	3	0	0
Contest Totals	574	476	97	1

LBT U.S. Representative in Congress Congressional District 7

Vote For 1

	TOTAL	EARLY	POLLS	PROV
Write-In Totals	0	0	0	0
Write-In: Invalid Write-in	0	0	0	0
Write-In: FERNANDEZ, ANDY	0	0	0	0
Not Assigned	0	0	0	0
Total Votes Cast	0	0	0	0
Overvotes	0	0	0	0
Undervotes	0	0	0	0
Contest Totals	0	0	0	0

GRN U.S. Representative in Congress Congressional District 7

Vote For 1

	TOTAL	EARLY	POLLS	PROV
Write-In Totals	1	1	0	0
Write-In: Invalid Write-in	1	1	0	0
Write-In: QUINTANA, EDUARDO	0	0	0	0
Write-In: SWING, GARY	0	0	0	0
Not Assigned	0	0	0	0
Total Votes Cast	1	1	0	0
Overvotes	0	0	0	0
Undervotes	0	0	0	0
Contest Totals	1	1	0	0

Precinct 005

---

NOL U.S. Representative in Congress Congressional District 7

Vote For 1

	TOTAL	EARLY	POLLS	PROV
Write-In Totals	0	0	0	0
Write-In: Invalid Write-in	0	0	0	0
Write-In: GRAYSON, RICHARD	0	0	0	0
Not Assigned	0	0	0	0
Total Votes Cast	0	0	0	0
Overvotes	0	0	0	0
Undervotes	1	0	1	0
Contest Totals	1	0	1	0

Statement of Votes Cast  
2025 Special Primary Election  
July 15, 2025

OFFICIAL RESULTS

County of Pima, State of Arizona

Precinct 007

Statistics	TOTAL	EARLY	POLLS	PROV
Registered Voters - Total	102			
Registered Voters - Democratic Party	18			
Registered Voters - Republican Party	37			
Registered Voters - Libertarian Party	2			
Registered Voters - Green Party	0			
Registered Voters - No Labels Party	1			
Ballots Cast - Total	48	18	30	0
Ballots Cast - Democratic Party	37	10	27	0
Ballots Cast - Republican Party	11	8	3	0
Ballots Cast - Libertarian Party	0	0	0	0
Ballots Cast - Green Party	0	0	0	0
Ballots Cast - No Labels Party	0	0	0	0
Ballots Cast - Blank	0	0	0	0
Voter Turnout - Total	47.06%			
Voter Turnout - Democratic Party	205.56%			
Voter Turnout - Republican Party	29.73%			
Voter Turnout - Libertarian Party	0.00%			
Voter Turnout - Green Party	0.00%			
Voter Turnout - No Labels Party	0.00%			

DEM U.S. Representative in Congress Congressional District 7

Vote For 1

	TOTAL	EARLY	POLLS	PROV
FOXX, DEJA	11	1	10	0
GRIJALVA, ADELITA	21	7	14	0
HARRIS SR., PATRICK	2	1	1	0
HERNANDEZ, DANIEL	3	1	2	0
MALVIDO JR., JOSE "MALVIDO"	0	0	0	0
Write-In Totals	0	0	0	0
Not Assigned	0	0	0	0
Total Votes Cast	37	10	27	0
Overvotes	0	0	0	0
Undervotes	0	0	0	0
Contest Totals	37	10	27	0

Statement of Votes Cast  
2025 Special Primary Election  
July 15, 2025

OFFICIAL RESULTS

County of Pima, State of Arizona

Precinct 007

---

REP U.S. Representative in Congress Congressional District 7

Vote For 1

	TOTAL	EARLY	POLLS	PROV
BUTIEREZ SR., DANIEL FRANCIS	8	5	3	0
RIVAS, JORGE	2	2	0	0
RODRIGUEZ, JIMMY	1	1	0	0
Write-In Totals	0	0	0	0
Not Assigned	0	0	0	0
Total Votes Cast	11	8	3	0
Overvotes	0	0	0	0
Undervotes	0	0	0	0
Contest Totals	11	8	3	0

LBT U.S. Representative in Congress Congressional District 7

Vote For 1

	TOTAL	EARLY	POLLS	PROV
Write-In Totals	0	0	0	0
Write-In: Invalid Write-in	0	0	0	0
Write-In: FERNANDEZ, ANDY	0	0	0	0
Not Assigned	0	0	0	0
Total Votes Cast	0	0	0	0
Overvotes	0	0	0	0
Undervotes	0	0	0	0
Contest Totals	0	0	0	0

GRN U.S. Representative in Congress Congressional District 7

Vote For 1

	TOTAL	EARLY	POLLS	PROV
Write-In Totals	0	0	0	0
Write-In: Invalid Write-in	0	0	0	0
Write-In: QUINTANA, EDUARDO	0	0	0	0
Write-In: SWING, GARY	0	0	0	0
Not Assigned	0	0	0	0
Total Votes Cast	0	0	0	0
Overvotes	0	0	0	0
Undervotes	0	0	0	0
Contest Totals	0	0	0	0

Precinct 007

---

NOL U.S. Representative in Congress Congressional District 7

Vote For 1

	TOTAL	EARLY	POLLS	PROV
Write-In Totals	0	0	0	0
Write-In: Invalid Write-in	0	0	0	0
Write-In: GRAYSON, RICHARD	0	0	0	0
Not Assigned	0	0	0	0
Total Votes Cast	0	0	0	0
Overvotes	0	0	0	0
Undervotes	0	0	0	0
Contest Totals	0	0	0	0

Statement of Votes Cast  
2025 Special Primary Election  
July 15, 2025

OFFICIAL RESULTS

County of Pima, State of Arizona

Precinct 008

Statistics	TOTAL	EARLY	POLLS	PROV
Registered Voters - Total	615			
Registered Voters - Democratic Party	198			
Registered Voters - Republican Party	184			
Registered Voters - Libertarian Party	9			
Registered Voters - Green Party	2			
Registered Voters - No Labels Party	7			
Ballots Cast - Total	172	151	21	0
Ballots Cast - Democratic Party	113	104	9	0
Ballots Cast - Republican Party	59	47	12	0
Ballots Cast - Libertarian Party	0	0	0	0
Ballots Cast - Green Party	0	0	0	0
Ballots Cast - No Labels Party	0	0	0	0
Ballots Cast - Blank	0	0	0	0
Voter Turnout - Total	27.97%			
Voter Turnout - Democratic Party	57.07%			
Voter Turnout - Republican Party	32.07%			
Voter Turnout - Libertarian Party	0.00%			
Voter Turnout - Green Party	0.00%			
Voter Turnout - No Labels Party	0.00%			

DEM U.S. Representative in Congress Congressional District 7

Vote For 1

	TOTAL	EARLY	POLLS	PROV
FOXX, DEJA	30	27	3	0
GRIJALVA, ADELITA	69	63	6	0
HARRIS SR., PATRICK	0	0	0	0
HERNANDEZ, DANIEL	11	11	0	0
MALVIDO JR., JOSE "MALVIDO"	2	2	0	0
Write-In Totals	1	1	0	0
Not Assigned	1	1	0	0
Total Votes Cast	113	104	9	0
Overvotes	0	0	0	0
Undervotes	0	0	0	0
Contest Totals	113	104	9	0

Statement of Votes Cast  
2025 Special Primary Election  
July 15, 2025

OFFICIAL RESULTS

County of Pima, State of Arizona

Precinct 008

---

REP U.S. Representative in Congress Congressional District 7

Vote For 1

	TOTAL	EARLY	POLLS	PROV
BUTIEREZ SR., DANIEL FRANCIS	42	32	10	0
RIVAS, JORGE	6	6	0	0
RODRIGUEZ, JIMMY	10	8	2	0
Write-In Totals	1	1	0	0
Not Assigned	1	1	0	0
Total Votes Cast	59	47	12	0
Overvotes	0	0	0	0
Undervotes	0	0	0	0
Contest Totals	59	47	12	0

LBT U.S. Representative in Congress Congressional District 7

Vote For 1

	TOTAL	EARLY	POLLS	PROV
Write-In Totals	0	0	0	0
Write-In: Invalid Write-in	0	0	0	0
Write-In: FERNANDEZ, ANDY	0	0	0	0
Not Assigned	0	0	0	0
Total Votes Cast	0	0	0	0
Overvotes	0	0	0	0
Undervotes	0	0	0	0
Contest Totals	0	0	0	0

GRN U.S. Representative in Congress Congressional District 7

Vote For 1

	TOTAL	EARLY	POLLS	PROV
Write-In Totals	0	0	0	0
Write-In: Invalid Write-in	0	0	0	0
Write-In: QUINTANA, EDUARDO	0	0	0	0
Write-In: SWING, GARY	0	0	0	0
Not Assigned	0	0	0	0
Total Votes Cast	0	0	0	0
Overvotes	0	0	0	0
Undervotes	0	0	0	0
Contest Totals	0	0	0	0



Precinct 008

---

NOL U.S. Representative in Congress Congressional District 7

Vote For 1

	TOTAL	EARLY	POLLS	PROV
Write-In Totals	0	0	0	0
Write-In: Invalid Write-in	0	0	0	0
Write-In: GRAYSON, RICHARD	0	0	0	0
Not Assigned	0	0	0	0
Total Votes Cast	0	0	0	0
Overvotes	0	0	0	0
Undervotes	0	0	0	0
Contest Totals	0	0	0	0

Statement of Votes Cast  
2025 Special Primary Election  
July 15, 2025

OFFICIAL RESULTS

County of Pima, State of Arizona

Precinct 016

Statistics	TOTAL	EARLY	POLLS	PROV
Registered Voters - Total	2,992			
Registered Voters - Democratic Party	1,478			
Registered Voters - Republican Party	613			
Registered Voters - Libertarian Party	21			
Registered Voters - Green Party	4			
Registered Voters - No Labels Party	12			
Ballots Cast - Total	1,119	1,041	78	0
Ballots Cast - Democratic Party	931	873	58	0
Ballots Cast - Republican Party	183	164	19	0
Ballots Cast - Libertarian Party	2	2	0	0
Ballots Cast - Green Party	1	1	0	0
Ballots Cast - No Labels Party	2	1	1	0
Ballots Cast - Blank	1	1	0	0
Voter Turnout - Total	37.40%			
Voter Turnout - Democratic Party	62.99%			
Voter Turnout - Republican Party	29.85%			
Voter Turnout - Libertarian Party	9.52%			
Voter Turnout - Green Party	25.00%			
Voter Turnout - No Labels Party	16.67%			

DEM U.S. Representative in Congress Congressional District 7

Vote For 1

	TOTAL	EARLY	POLLS	PROV
FOXX, DEJA	227	212	15	0
GRIJALVA, ADELITA	593	558	35	0
HARRIS SR., PATRICK	9	7	2	0
HERNANDEZ, DANIEL	90	85	5	0
MALVIDO JR., JOSE "MALVIDO"	9	9	0	0
Write-In Totals	2	1	1	0
Not Assigned	2	1	1	0
Total Votes Cast	930	872	58	0
Overvotes	0	0	0	0
Undervotes	1	1	0	0
Contest Totals	931	873	58	0

Precinct 016

REP U.S. Representative in Congress Congressional District 7  
Vote For 1

	TOTAL	EARLY	POLLS	PROV
BUTIEREZ SR., DANIEL FRANCIS	84	70	14	0
RIVAS, JORGE	64	61	3	0
RODRIGUEZ, JIMMY	30	28	2	0
Write-In Totals	5	5	0	0
Not Assigned	5	5	0	0
Total Votes Cast	183	164	19	0
Overvotes	0	0	0	0
Undervotes	0	0	0	0
Contest Totals	183	164	19	0

LBT U.S. Representative in Congress Congressional District 7  
Vote For 1

	TOTAL	EARLY	POLLS	PROV
Write-In Totals	2	2	0	0
Write-In: Invalid Write-in	2	2	0	0
Write-In: FERNANDEZ, ANDY	0	0	0	0
Not Assigned	0	0	0	0
Total Votes Cast	2	2	0	0
Overvotes	0	0	0	0
Undervotes	0	0	0	0
Contest Totals	2	2	0	0

GRN U.S. Representative in Congress Congressional District 7  
Vote For 1

	TOTAL	EARLY	POLLS	PROV
Write-In Totals	1	1	0	0
Write-In: Invalid Write-in	1	1	0	0
Write-In: QUINTANA, EDUARDO	0	0	0	0
Write-In: SWING, GARY	0	0	0	0
Not Assigned	0	0	0	0
Total Votes Cast	1	1	0	0
Overvotes	0	0	0	0
Undervotes	0	0	0	0
Contest Totals	1	1	0	0

Precinct 016

---

NOL U.S. Representative in Congress Congressional District 7

Vote For 1

	TOTAL	EARLY	POLLS	PROV
Write-In Totals	2	1	1	0
Write-In: Invalid Write-in	2	1	1	0
Write-In: GRAYSON, RICHARD	0	0	0	0
Not Assigned	0	0	0	0
Total Votes Cast	2	1	1	0
Overvotes	0	0	0	0
Undervotes	0	0	0	0
Contest Totals	2	1	1	0

Statement of Votes Cast  
2025 Special Primary Election  
July 15, 2025

OFFICIAL RESULTS

County of Pima, State of Arizona

Precinct 017

Statistics	TOTAL	EARLY	POLLS	PROV
Registered Voters - Total	2,078			
Registered Voters - Democratic Party	1,081			
Registered Voters - Republican Party	270			
Registered Voters - Libertarian Party	14			
Registered Voters - Green Party	15			
Registered Voters - No Labels Party	25			
Ballots Cast - Total	709	663	46	0
Ballots Cast - Democratic Party	638	599	39	0
Ballots Cast - Republican Party	63	57	6	0
Ballots Cast - Libertarian Party	1	0	1	0
Ballots Cast - Green Party	6	6	0	0
Ballots Cast - No Labels Party	1	1	0	0
Ballots Cast - Blank	3	3	0	0
Voter Turnout - Total	34.12%			
Voter Turnout - Democratic Party	59.02%			
Voter Turnout - Republican Party	23.33%			
Voter Turnout - Libertarian Party	7.14%			
Voter Turnout - Green Party	40.00%			
Voter Turnout - No Labels Party	4.00%			

DEM U.S. Representative in Congress Congressional District 7

Vote For 1

	TOTAL	EARLY	POLLS	PROV
FOXX, DEJA	162	149	13	0
GRIJALVA, ADELITA	385	362	23	0
HARRIS SR., PATRICK	7	7	0	0
HERNANDEZ, DANIEL	77	74	3	0
MALVIDO JR., JOSE "MALVIDO"	4	4	0	0
Write-In Totals	1	1	0	0
Not Assigned	1	1	0	0
Total Votes Cast	636	597	39	0
Overvotes	2	2	0	0
Undervotes	0	0	0	0
Contest Totals	638	599	39	0

Statement of Votes Cast  
2025 Special Primary Election  
July 15, 2025

OFFICIAL RESULTS

County of Pima, State of Arizona

Precinct 017

---

REP U.S. Representative in Congress Congressional District 7

Vote For 1

	TOTAL	EARLY	POLLS	PROV
BUTIEREZ SR., DANIEL FRANCIS	44	38	6	0
RIVAS, JORGE	7	7	0	0
RODRIGUEZ, JIMMY	8	8	0	0
Write-In Totals	4	4	0	0
Not Assigned	4	4	0	0
Total Votes Cast	63	57	6	0
Overvotes	0	0	0	0
Undervotes	0	0	0	0
Contest Totals	63	57	6	0

LBT U.S. Representative in Congress Congressional District 7

Vote For 1

	TOTAL	EARLY	POLLS	PROV
Write-In Totals	1	0	1	0
Write-In: Invalid Write-in	1	0	1	0
Write-In: FERNANDEZ, ANDY	0	0	0	0
Not Assigned	0	0	0	0
Total Votes Cast	1	0	1	0
Overvotes	0	0	0	0
Undervotes	0	0	0	0
Contest Totals	1	0	1	0

GRN U.S. Representative in Congress Congressional District 7

Vote For 1

	TOTAL	EARLY	POLLS	PROV
Write-In Totals	3	3	0	0
Write-In: Invalid Write-in	1	1	0	0
Write-In: QUINTANA, EDUARDO	2	2	0	0
Write-In: SWING, GARY	0	0	0	0
Not Assigned	0	0	0	0
Total Votes Cast	3	3	0	0
Overvotes	0	0	0	0
Undervotes	3	3	0	0
Contest Totals	6	6	0	0

Precinct 017

---

NOL U.S. Representative in Congress Congressional District 7

Vote For 1

	TOTAL	EARLY	POLLS	PROV
Write-In Totals	1	1	0	0
Write-In: Invalid Write-in	1	1	0	0
Write-In: GRAYSON, RICHARD	0	0	0	0
Not Assigned	0	0	0	0
Total Votes Cast	1	1	0	0
Overvotes	0	0	0	0
Undervotes	0	0	0	0
Contest Totals	1	1	0	0

Statement of Votes Cast  
2025 Special Primary Election  
July 15, 2025

OFFICIAL RESULTS

County of Pima, State of Arizona

Precinct 018

Statistics	TOTAL	EARLY	POLLS	PROV
Registered Voters - Total	2,563			
Registered Voters - Democratic Party	1,381			
Registered Voters - Republican Party	287			
Registered Voters - Libertarian Party	20			
Registered Voters - Green Party	6			
Registered Voters - No Labels Party	22			
Ballots Cast - Total	579	531	45	3
Ballots Cast - Democratic Party	533	493	37	3
Ballots Cast - Republican Party	43	35	8	0
Ballots Cast - Libertarian Party	1	1	0	0
Ballots Cast - Green Party	1	1	0	0
Ballots Cast - No Labels Party	1	1	0	0
Ballots Cast - Blank	1	1	0	0
Voter Turnout - Total	22.59%			
Voter Turnout - Democratic Party	38.60%			
Voter Turnout - Republican Party	14.98%			
Voter Turnout - Libertarian Party	5.00%			
Voter Turnout - Green Party	16.67%			
Voter Turnout - No Labels Party	4.55%			

DEM U.S. Representative in Congress Congressional District 7

Vote For 1

	TOTAL	EARLY	POLLS	PROV
FOXX, DEJA	123	112	9	2
GRIJALVA, ADELITA	327	299	27	1
HARRIS SR., PATRICK	2	2	0	0
HERNANDEZ, DANIEL	63	63	0	0
MALVIDO JR., JOSE "MALVIDO"	13	12	1	0
Write-In Totals	2	2	0	0
Not Assigned	2	2	0	0
Total Votes Cast	530	490	37	3
Overvotes	3	3	0	0
Undervotes	0	0	0	0
Contest Totals	533	493	37	3



Statement of Votes Cast  
2025 Special Primary Election  
July 15, 2025

OFFICIAL RESULTS

County of Pima, State of Arizona

Precinct 018

---

REP U.S. Representative in Congress Congressional District 7

Vote For 1

	TOTAL	EARLY	POLLS	PROV
BUTIEREZ SR., DANIEL FRANCIS	19	18	1	0
RIVAS, JORGE	17	13	4	0
RODRIGUEZ, JIMMY	6	3	3	0
Write-In Totals	0	0	0	0
Not Assigned	0	0	0	0
Total Votes Cast	42	34	8	0
Overvotes	0	0	0	0
Undervotes	1	1	0	0
Contest Totals	43	35	8	0

LBT U.S. Representative in Congress Congressional District 7

Vote For 1

	TOTAL	EARLY	POLLS	PROV
Write-In Totals	1	1	0	0
Write-In: Invalid Write-in	1	1	0	0
Write-In: FERNANDEZ, ANDY	0	0	0	0
Not Assigned	0	0	0	0
Total Votes Cast	1	1	0	0
Overvotes	0	0	0	0
Undervotes	0	0	0	0
Contest Totals	1	1	0	0

GRN U.S. Representative in Congress Congressional District 7

Vote For 1

	TOTAL	EARLY	POLLS	PROV
Write-In Totals	1	1	0	0
Write-In: Invalid Write-in	1	1	0	0
Write-In: QUINTANA, EDUARDO	0	0	0	0
Write-In: SWING, GARY	0	0	0	0
Not Assigned	0	0	0	0
Total Votes Cast	1	1	0	0
Overvotes	0	0	0	0
Undervotes	0	0	0	0
Contest Totals	1	1	0	0

Precinct 018

---

NOL U.S. Representative in Congress Congressional District 7

Vote For 1

	TOTAL	EARLY	POLLS	PROV
Write-In Totals	1	1	0	0
Write-In: Invalid Write-in	1	1	0	0
Write-In: GRAYSON, RICHARD	0	0	0	0
Not Assigned	0	0	0	0
Total Votes Cast	1	1	0	0
Overvotes	0	0	0	0
Undervotes	0	0	0	0
Contest Totals	1	1	0	0

Statement of Votes Cast  
2025 Special Primary Election  
July 15, 2025

OFFICIAL RESULTS

County of Pima, State of Arizona

Precinct 019

Statistics	TOTAL	EARLY	POLLS	PROV
Registered Voters - Total	712			
Registered Voters - Democratic Party	196			
Registered Voters - Republican Party	218			
Registered Voters - Libertarian Party	5			
Registered Voters - Green Party	1			
Registered Voters - No Labels Party	11			
Ballots Cast - Total	143	138	5	0
Ballots Cast - Democratic Party	77	77	0	0
Ballots Cast - Republican Party	65	60	5	0
Ballots Cast - Libertarian Party	1	1	0	0
Ballots Cast - Green Party	0	0	0	0
Ballots Cast - No Labels Party	0	0	0	0
Ballots Cast - Blank	1	1	0	0
Voter Turnout - Total	20.08%			
Voter Turnout - Democratic Party	39.29%			
Voter Turnout - Republican Party	29.82%			
Voter Turnout - Libertarian Party	20.00%			
Voter Turnout - Green Party	0.00%			
Voter Turnout - No Labels Party	0.00%			

DEM U.S. Representative in Congress Congressional District 7

Vote For 1

	TOTAL	EARLY	POLLS	PROV
FOXX, DEJA	19	19	0	0
GRIJALVA, ADELITA	47	47	0	0
HARRIS SR., PATRICK	1	1	0	0
HERNANDEZ, DANIEL	9	9	0	0
MALVIDO JR., JOSE "MALVIDO"	0	0	0	0
Write-In Totals	1	1	0	0
Not Assigned	1	1	0	0
Total Votes Cast	77	77	0	0
Overvotes	0	0	0	0
Undervotes	0	0	0	0
Contest Totals	77	77	0	0

Statement of Votes Cast  
2025 Special Primary Election  
July 15, 2025

OFFICIAL RESULTS

County of Pima, State of Arizona

Precinct 019

---

REP U.S. Representative in Congress Congressional District 7

Vote For 1

	TOTAL	EARLY	POLLS	PROV
BUTIEREZ SR., DANIEL FRANCIS	31	29	2	0
RIVAS, JORGE	25	22	3	0
RODRIGUEZ, JIMMY	8	8	0	0
Write-In Totals	1	1	0	0
Not Assigned	1	1	0	0
Total Votes Cast	65	60	5	0
Overvotes	0	0	0	0
Undervotes	0	0	0	0
Contest Totals	65	60	5	0

LBT U.S. Representative in Congress Congressional District 7

Vote For 1

	TOTAL	EARLY	POLLS	PROV
Write-In Totals	0	0	0	0
Write-In: Invalid Write-in	0	0	0	0
Write-In: FERNANDEZ, ANDY	0	0	0	0
Not Assigned	0	0	0	0
Total Votes Cast	0	0	0	0
Overvotes	0	0	0	0
Undervotes	1	1	0	0
Contest Totals	1	1	0	0

GRN U.S. Representative in Congress Congressional District 7

Vote For 1

	TOTAL	EARLY	POLLS	PROV
Write-In Totals	0	0	0	0
Write-In: Invalid Write-in	0	0	0	0
Write-In: QUINTANA, EDUARDO	0	0	0	0
Write-In: SWING, GARY	0	0	0	0
Not Assigned	0	0	0	0
Total Votes Cast	0	0	0	0
Overvotes	0	0	0	0
Undervotes	0	0	0	0
Contest Totals	0	0	0	0

Precinct 019

---

NOL U.S. Representative in Congress Congressional District 7

Vote For 1

	TOTAL	EARLY	POLLS	PROV
Write-In Totals	0	0	0	0
Write-In: Invalid Write-in	0	0	0	0
Write-In: GRAYSON, RICHARD	0	0	0	0
Not Assigned	0	0	0	0
Total Votes Cast	0	0	0	0
Overvotes	0	0	0	0
Undervotes	0	0	0	0
Contest Totals	0	0	0	0

Statement of Votes Cast  
2025 Special Primary Election  
July 15, 2025

OFFICIAL RESULTS

County of Pima, State of Arizona

Precinct 020

Statistics	TOTAL	EARLY	POLLS	PROV
Registered Voters - Total	3,637			
Registered Voters - Democratic Party	1,673			
Registered Voters - Republican Party	528			
Registered Voters - Libertarian Party	24			
Registered Voters - Green Party	9			
Registered Voters - No Labels Party	38			
Ballots Cast - Total	711	649	59	3
Ballots Cast - Democratic Party	610	562	45	3
Ballots Cast - Republican Party	92	79	13	0
Ballots Cast - Libertarian Party	6	5	1	0
Ballots Cast - Green Party	2	2	0	0
Ballots Cast - No Labels Party	1	1	0	0
Ballots Cast - Blank	2	1	1	0
Voter Turnout - Total	19.55%			
Voter Turnout - Democratic Party	36.46%			
Voter Turnout - Republican Party	17.42%			
Voter Turnout - Libertarian Party	25.00%			
Voter Turnout - Green Party	22.22%			
Voter Turnout - No Labels Party	2.63%			

DEM U.S. Representative in Congress Congressional District 7

Vote For 1

	TOTAL	EARLY	POLLS	PROV
FOXX, DEJA	149	131	16	2
GRIJALVA, ADELITA	371	342	28	1
HARRIS SR., PATRICK	8	7	1	0
HERNANDEZ, DANIEL	75	75	0	0
MALVIDO JR., JOSE "MALVIDO"	4	4	0	0
Write-In Totals	1	1	0	0
Not Assigned	1	1	0	0
Total Votes Cast	608	560	45	3
Overvotes	2	2	0	0
Undervotes	0	0	0	0
Contest Totals	610	562	45	3

Precinct 020

REP U.S. Representative in Congress Congressional District 7

	TOTAL	EARLY	POLLS	PROV
BUTIEREZ SR., DANIEL FRANCIS	52	41	11	0
RIVAS, JORGE	18	18	0	0
RODRIGUEZ, JIMMY	16	15	1	0
Write-In Totals	4	4	0	0
Not Assigned	4	4	0	0
Total Votes Cast	90	78	12	0
Overvotes	0	0	0	0
Undervotes	2	1	1	0
Contest Totals	92	79	13	0

LBT U.S. Representative in Congress Congressional District 7

	TOTAL	EARLY	POLLS	PROV
Write-In Totals	6	5	1	0
Write-In: Invalid Write-in	6	5	1	0
Write-In: FERNANDEZ, ANDY	0	0	0	0
Not Assigned	0	0	0	0
Total Votes Cast	6	5	1	0
Overvotes	0	0	0	0
Undervotes	0	0	0	0
Contest Totals	6	5	1	0

GRN U.S. Representative in Congress Congressional District 7

	TOTAL	EARLY	POLLS	PROV
Write-In Totals	2	2	0	0
Write-In: Invalid Write-in	2	2	0	0
Write-In: QUINTANA, EDUARDO	0	0	0	0
Write-In: SWING, GARY	0	0	0	0
Not Assigned	0	0	0	0
Total Votes Cast	2	2	0	0
Overvotes	0	0	0	0
Undervotes	0	0	0	0
Contest Totals	2	2	0	0

Precinct 020

---

NOL U.S. Representative in Congress Congressional District 7

Vote For 1

	TOTAL	EARLY	POLLS	PROV
Write-In Totals	1	1	0	0
Write-In: Invalid Write-in	1	1	0	0
Write-In: GRAYSON, RICHARD	0	0	0	0
Not Assigned	0	0	0	0
Total Votes Cast	1	1	0	0
Overvotes	0	0	0	0
Undervotes	0	0	0	0
Contest Totals	1	1	0	0



Statement of Votes Cast  
2025 Special Primary Election  
July 15, 2025

OFFICIAL RESULTS

County of Pima, State of Arizona

Precinct 021

Statistics	TOTAL	EARLY	POLLS	PROV
Registered Voters - Total	3,357			
Registered Voters - Democratic Party	1,260			
Registered Voters - Republican Party	1,018			
Registered Voters - Libertarian Party	11			
Registered Voters - Green Party	6			
Registered Voters - No Labels Party	18			
Ballots Cast - Total	1,223	1,117	106	0
Ballots Cast - Democratic Party	818	768	50	0
Ballots Cast - Republican Party	400	344	56	0
Ballots Cast - Libertarian Party	3	3	0	0
Ballots Cast - Green Party	0	0	0	0
Ballots Cast - No Labels Party	2	2	0	0
Ballots Cast - Blank	2	1	1	0
Voter Turnout - Total	36.43%			
Voter Turnout - Democratic Party	64.92%			
Voter Turnout - Republican Party	39.29%			
Voter Turnout - Libertarian Party	27.27%			
Voter Turnout - Green Party	0.00%			
Voter Turnout - No Labels Party	11.11%			

DEM U.S. Representative in Congress Congressional District 7

Vote For 1

	TOTAL	EARLY	POLLS	PROV
FOXX, DEJA	164	144	20	0
GRIJALVA, ADELITA	514	488	26	0
HARRIS SR., PATRICK	26	24	2	0
HERNANDEZ, DANIEL	101	101	0	0
MALVIDO JR., JOSE "MALVIDO"	12	10	2	0
Write-In Totals	0	0	0	0
Not Assigned	0	0	0	0
Total Votes Cast	817	767	50	0
Overvotes	1	1	0	0
Undervotes	0	0	0	0
Contest Totals	818	768	50	0

Precinct 021

REP U.S. Representative in Congress Congressional District 7  
Vote For 1

	TOTAL	EARLY	POLLS	PROV
BUTIEREZ SR., DANIEL FRANCIS	262	222	40	0
RIVAS, JORGE	80	71	9	0
RODRIGUEZ, JIMMY	46	41	5	0
Write-In Totals	9	9	0	0
Not Assigned	9	9	0	0
Total Votes Cast	397	343	54	0
Overvotes	1	0	1	0
Undervotes	2	1	1	0
Contest Totals	400	344	56	0

LBT U.S. Representative in Congress Congressional District 7  
Vote For 1

	TOTAL	EARLY	POLLS	PROV
Write-In Totals	3	3	0	0
Write-In: Invalid Write-in	3	3	0	0
Write-In: FERNANDEZ, ANDY	0	0	0	0
Not Assigned	0	0	0	0
Total Votes Cast	3	3	0	0
Overvotes	0	0	0	0
Undervotes	0	0	0	0
Contest Totals	3	3	0	0

GRN U.S. Representative in Congress Congressional District 7  
Vote For 1

	TOTAL	EARLY	POLLS	PROV
Write-In Totals	0	0	0	0
Write-In: Invalid Write-in	0	0	0	0
Write-In: QUINTANA, EDUARDO	0	0	0	0
Write-In: SWING, GARY	0	0	0	0
Not Assigned	0	0	0	0
Total Votes Cast	0	0	0	0
Overvotes	0	0	0	0
Undervotes	0	0	0	0
Contest Totals	0	0	0	0

Precinct 021

---

NOL U.S. Representative in Congress Congressional District 7

Vote For 1

	TOTAL	EARLY	POLLS	PROV
Write-In Totals	2	2	0	0
Write-In: Invalid Write-in	2	2	0	0
Write-In: GRAYSON, RICHARD	0	0	0	0
Not Assigned	0	0	0	0
Total Votes Cast	2	2	0	0
Overvotes	0	0	0	0
Undervotes	0	0	0	0
Contest Totals	2	2	0	0

Statement of Votes Cast  
2025 Special Primary Election  
July 15, 2025

OFFICIAL RESULTS

County of Pima, State of Arizona

Precinct 022

Statistics	TOTAL	EARLY	POLLS	PROV
Registered Voters - Total	4,572			
Registered Voters - Democratic Party	1,923			
Registered Voters - Republican Party	809			
Registered Voters - Libertarian Party	17			
Registered Voters - Green Party	4			
Registered Voters - No Labels Party	41			
Ballots Cast - Total	856	792	62	2
Ballots Cast - Democratic Party	662	622	38	2
Ballots Cast - Republican Party	187	164	23	0
Ballots Cast - Libertarian Party	2	2	0	0
Ballots Cast - Green Party	1	1	0	0
Ballots Cast - No Labels Party	4	3	1	0
Ballots Cast - Blank	0	0	0	0
Voter Turnout - Total	18.72%			
Voter Turnout - Democratic Party	34.43%			
Voter Turnout - Republican Party	23.12%			
Voter Turnout - Libertarian Party	11.76%			
Voter Turnout - Green Party	25.00%			
Voter Turnout - No Labels Party	9.76%			

DEM U.S. Representative in Congress Congressional District 7

Vote For 1

	TOTAL	EARLY	POLLS	PROV
FOXX, DEJA	134	126	6	2
GRIJALVA, ADELITA	409	381	28	0
HARRIS SR., PATRICK	12	12	0	0
HERNANDEZ, DANIEL	98	95	3	0
MALVIDO JR., JOSE "MALVIDO"	6	5	1	0
Write-In Totals	0	0	0	0
Not Assigned	0	0	0	0
Total Votes Cast	659	619	38	2
Overvotes	3	3	0	0
Undervotes	0	0	0	0
Contest Totals	662	622	38	2

Precinct 022

REP U.S. Representative in Congress Congressional District 7

	TOTAL	EARLY	POLLS	PROV
BUTIEREZ SR., DANIEL FRANCIS	103	87	16	0
RIVAS, JORGE	61	57	4	0
RODRIGUEZ, JIMMY	20	18	2	0
Write-In Totals	3	2	1	0
Not Assigned	3	2	1	0
Total Votes Cast	187	164	23	0
Overvotes	0	0	0	0
Undervotes	0	0	0	0
Contest Totals	187	164	23	0

LBT U.S. Representative in Congress Congressional District 7

	TOTAL	EARLY	POLLS	PROV
Write-In Totals	2	2	0	0
Write-In: Invalid Write-in	2	2	0	0
Write-In: FERNANDEZ, ANDY	0	0	0	0
Not Assigned	0	0	0	0
Total Votes Cast	2	2	0	0
Overvotes	0	0	0	0
Undervotes	0	0	0	0
Contest Totals	2	2	0	0

GRN U.S. Representative in Congress Congressional District 7

	TOTAL	EARLY	POLLS	PROV
Write-In Totals	1	1	0	0
Write-In: Invalid Write-in	0	0	0	0
Write-In: QUINTANA, EDUARDO	1	1	0	0
Write-In: SWING, GARY	0	0	0	0
Not Assigned	0	0	0	0
Total Votes Cast	1	1	0	0
Overvotes	0	0	0	0
Undervotes	0	0	0	0
Contest Totals	1	1	0	0

Precinct 022

---

NOL U.S. Representative in Congress Congressional District 7

Vote For 1

	TOTAL	EARLY	POLLS	PROV
Write-In Totals	4	3	1	0
Write-In: Invalid Write-in	4	3	1	0
Write-In: GRAYSON, RICHARD	0	0	0	0
Not Assigned	0	0	0	0
Total Votes Cast	4	3	1	0
Overvotes	0	0	0	0
Undervotes	0	0	0	0
Contest Totals	4	3	1	0

Statement of Votes Cast  
2025 Special Primary Election  
July 15, 2025

OFFICIAL RESULTS

County of Pima, State of Arizona

Precinct 023

Statistics	TOTAL	EARLY	POLLS	PROV
Registered Voters - Total	3,841			
Registered Voters - Democratic Party	1,793			
Registered Voters - Republican Party	707			
Registered Voters - Libertarian Party	20			
Registered Voters - Green Party	6			
Registered Voters - No Labels Party	20			
Ballots Cast - Total	912	830	81	1
Ballots Cast - Democratic Party	778	720	57	1
Ballots Cast - Republican Party	132	108	24	0
Ballots Cast - Libertarian Party	1	1	0	0
Ballots Cast - Green Party	1	1	0	0
Ballots Cast - No Labels Party	0	0	0	0
Ballots Cast - Blank	0	0	0	0
Voter Turnout - Total	23.74%			
Voter Turnout - Democratic Party	43.39%			
Voter Turnout - Republican Party	18.67%			
Voter Turnout - Libertarian Party	5.00%			
Voter Turnout - Green Party	16.67%			
Voter Turnout - No Labels Party	0.00%			

DEM U.S. Representative in Congress Congressional District 7

Vote For 1

	TOTAL	EARLY	POLLS	PROV
FOXX, DEJA	146	125	21	0
GRIJALVA, ADELITA	501	474	26	1
HARRIS SR., PATRICK	9	8	1	0
HERNANDEZ, DANIEL	113	104	9	0
MALVIDO JR., JOSE "MALVIDO"	5	5	0	0
Write-In Totals	1	1	0	0
Not Assigned	1	1	0	0
Total Votes Cast	775	717	57	1
Overvotes	3	3	0	0
Undervotes	0	0	0	0
Contest Totals	778	720	57	1

Precinct 023

REP U.S. Representative in Congress Congressional District 7

	TOTAL	EARLY	POLLS	PROV
BUTIEREZ SR., DANIEL FRANCIS	91	72	19	0
RIVAS, JORGE	23	20	3	0
RODRIGUEZ, JIMMY	12	10	2	0
Write-In Totals	5	5	0	0
Not Assigned	5	5	0	0
Total Votes Cast	131	107	24	0
Overvotes	1	1	0	0
Undervotes	0	0	0	0
Contest Totals	132	108	24	0

LBT U.S. Representative in Congress Congressional District 7

	TOTAL	EARLY	POLLS	PROV
Write-In Totals	1	1	0	0
Write-In: Invalid Write-in	1	1	0	0
Write-In: FERNANDEZ, ANDY	0	0	0	0
Not Assigned	0	0	0	0
Total Votes Cast	1	1	0	0
Overvotes	0	0	0	0
Undervotes	0	0	0	0
Contest Totals	1	1	0	0

GRN U.S. Representative in Congress Congressional District 7

	TOTAL	EARLY	POLLS	PROV
Write-In Totals	1	1	0	0
Write-In: Invalid Write-in	0	0	0	0
Write-In: QUINTANA, EDUARDO	1	1	0	0
Write-In: SWING, GARY	0	0	0	0
Not Assigned	0	0	0	0
Total Votes Cast	1	1	0	0
Overvotes	0	0	0	0
Undervotes	0	0	0	0
Contest Totals	1	1	0	0



Precinct 023

---

NOL U.S. Representative in Congress Congressional District 7

Vote For 1

	TOTAL	EARLY	POLLS	PROV
Write-In Totals	0	0	0	0
Write-In: Invalid Write-in	0	0	0	0
Write-In: GRAYSON, RICHARD	0	0	0	0
Not Assigned	0	0	0	0
Total Votes Cast	0	0	0	0
Overvotes	0	0	0	0
Undervotes	0	0	0	0
Contest Totals	0	0	0	0

Statement of Votes Cast  
2025 Special Primary Election  
July 15, 2025

OFFICIAL RESULTS

County of Pima, State of Arizona

Precinct 025

Statistics	TOTAL	EARLY	POLLS	PROV
Registered Voters - Total	2,974			
Registered Voters - Democratic Party	1,482			
Registered Voters - Republican Party	372			
Registered Voters - Libertarian Party	16			
Registered Voters - Green Party	6			
Registered Voters - No Labels Party	23			
Ballots Cast - Total	531	484	46	1
Ballots Cast - Democratic Party	484	446	37	1
Ballots Cast - Republican Party	44	35	9	0
Ballots Cast - Libertarian Party	0	0	0	0
Ballots Cast - Green Party	1	1	0	0
Ballots Cast - No Labels Party	2	2	0	0
Ballots Cast - Blank	1	1	0	0
Voter Turnout - Total	17.85%			
Voter Turnout - Democratic Party	32.66%			
Voter Turnout - Republican Party	11.83%			
Voter Turnout - Libertarian Party	0.00%			
Voter Turnout - Green Party	16.67%			
Voter Turnout - No Labels Party	8.70%			

DEM U.S. Representative in Congress Congressional District 7

Vote For 1

	TOTAL	EARLY	POLLS	PROV
FOXX, DEJA	73	67	5	1
GRIJALVA, ADELITA	350	320	30	0
HARRIS SR., PATRICK	1	1	0	0
HERNANDEZ, DANIEL	54	52	2	0
MALVIDO JR., JOSE "MALVIDO"	3	3	0	0
Write-In Totals	1	1	0	0
Not Assigned	1	1	0	0
Total Votes Cast	482	444	37	1
Overvotes	2	2	0	0
Undervotes	0	0	0	0
Contest Totals	484	446	37	1

Statement of Votes Cast  
2025 Special Primary Election  
July 15, 2025

OFFICIAL RESULTS

County of Pima, State of Arizona

Precinct 025

---

REP U.S. Representative in Congress Congressional District 7

Vote For 1

	TOTAL	EARLY	POLLS	PROV
BUTIEREZ SR., DANIEL FRANCIS	31	23	8	0
RIVAS, JORGE	3	3	0	0
RODRIGUEZ, JIMMY	3	3	0	0
Write-In Totals	7	6	1	0
Not Assigned	7	6	1	0
Total Votes Cast	44	35	9	0
Overvotes	0	0	0	0
Undervotes	0	0	0	0
Contest Totals	44	35	9	0

LBT U.S. Representative in Congress Congressional District 7

Vote For 1

	TOTAL	EARLY	POLLS	PROV
Write-In Totals	0	0	0	0
Write-In: Invalid Write-in	0	0	0	0
Write-In: FERNANDEZ, ANDY	0	0	0	0
Not Assigned	0	0	0	0
Total Votes Cast	0	0	0	0
Overvotes	0	0	0	0
Undervotes	0	0	0	0
Contest Totals	0	0	0	0

GRN U.S. Representative in Congress Congressional District 7

Vote For 1

	TOTAL	EARLY	POLLS	PROV
Write-In Totals	0	0	0	0
Write-In: Invalid Write-in	0	0	0	0
Write-In: QUINTANA, EDUARDO	0	0	0	0
Write-In: SWING, GARY	0	0	0	0
Not Assigned	0	0	0	0
Total Votes Cast	0	0	0	0
Overvotes	0	0	0	0
Undervotes	1	1	0	0
Contest Totals	1	1	0	0

Precinct 025

---

NOL U.S. Representative in Congress Congressional District 7

Vote For 1

	TOTAL	EARLY	POLLS	PROV
Write-In Totals	2	2	0	0
Write-In: Invalid Write-in	2	2	0	0
Write-In: GRAYSON, RICHARD	0	0	0	0
Not Assigned	0	0	0	0
Total Votes Cast	2	2	0	0
Overvotes	0	0	0	0
Undervotes	0	0	0	0
Contest Totals	2	2	0	0

Statement of Votes Cast  
2025 Special Primary Election  
July 15, 2025

OFFICIAL RESULTS

County of Pima, State of Arizona

Precinct 026

Statistics	TOTAL	EARLY	POLLS	PROV
Registered Voters - Total	3,141			
Registered Voters - Democratic Party	1,560			
Registered Voters - Republican Party	409			
Registered Voters - Libertarian Party	11			
Registered Voters - Green Party	6			
Registered Voters - No Labels Party	19			
Ballots Cast - Total	530	494	35	1
Ballots Cast - Democratic Party	483	454	28	1
Ballots Cast - Republican Party	45	38	7	0
Ballots Cast - Libertarian Party	1	1	0	0
Ballots Cast - Green Party	0	0	0	0
Ballots Cast - No Labels Party	1	1	0	0
Ballots Cast - Blank	1	1	0	0
Voter Turnout - Total	16.87%			
Voter Turnout - Democratic Party	30.96%			
Voter Turnout - Republican Party	11.00%			
Voter Turnout - Libertarian Party	9.09%			
Voter Turnout - Green Party	0.00%			
Voter Turnout - No Labels Party	5.26%			

DEM U.S. Representative in Congress Congressional District 7

Vote For 1

	TOTAL	EARLY	POLLS	PROV
FOXX, DEJA	96	86	10	0
GRIJALVA, ADELITA	301	287	14	0
HARRIS SR., PATRICK	6	6	0	0
HERNANDEZ, DANIEL	75	70	4	1
MALVIDO JR., JOSE "MALVIDO"	2	2	0	0
Write-In Totals	2	2	0	0
Not Assigned	2	2	0	0
Total Votes Cast	482	453	28	1
Overvotes	0	0	0	0
Undervotes	1	1	0	0
Contest Totals	483	454	28	1

Precinct 026

REP U.S. Representative in Congress Congressional District 7

Vote For 1	TOTAL	EARLY	POLLS	PROV
BUTIEREZ SR., DANIEL FRANCIS	23	18	5	0
RIVAS, JORGE	9	8	1	0
RODRIGUEZ, JIMMY	8	8	0	0
Write-In Totals	5	4	1	0
Not Assigned	5	4	1	0
Total Votes Cast	45	38	7	0
Overvotes	0	0	0	0
Undervotes	0	0	0	0
Contest Totals	45	38	7	0

LBT U.S. Representative in Congress Congressional District 7

Vote For 1	TOTAL	EARLY	POLLS	PROV
Write-In Totals	1	1	0	0
Write-In: Invalid Write-in	1	1	0	0
Write-In: FERNANDEZ, ANDY	0	0	0	0
Not Assigned	0	0	0	0
Total Votes Cast	1	1	0	0
Overvotes	0	0	0	0
Undervotes	0	0	0	0
Contest Totals	1	1	0	0

GRN U.S. Representative in Congress Congressional District 7

Vote For 1	TOTAL	EARLY	POLLS	PROV
Write-In Totals	0	0	0	0
Write-In: Invalid Write-in	0	0	0	0
Write-In: QUINTANA, EDUARDO	0	0	0	0
Write-In: SWING, GARY	0	0	0	0
Not Assigned	0	0	0	0
Total Votes Cast	0	0	0	0
Overvotes	0	0	0	0
Undervotes	0	0	0	0
Contest Totals	0	0	0	0

Precinct 026

---

NOL U.S. Representative in Congress Congressional District 7

Vote For 1

	TOTAL	EARLY	POLLS	PROV
Write-In Totals	1	1	0	0
Write-In: Invalid Write-in	1	1	0	0
Write-In: GRAYSON, RICHARD	0	0	0	0
Not Assigned	0	0	0	0
Total Votes Cast	1	1	0	0
Overvotes	0	0	0	0
Undervotes	0	0	0	0
Contest Totals	1	1	0	0

Statement of Votes Cast  
2025 Special Primary Election  
July 15, 2025

OFFICIAL RESULTS

County of Pima, State of Arizona

Precinct 028

Statistics	TOTAL	EARLY	POLLS	PROV
Registered Voters - Total	1,808			
Registered Voters - Democratic Party	913			
Registered Voters - Republican Party	232			
Registered Voters - Libertarian Party	13			
Registered Voters - Green Party	4			
Registered Voters - No Labels Party	13			
Ballots Cast - Total	354	341	13	0
Ballots Cast - Democratic Party	319	308	11	0
Ballots Cast - Republican Party	34	32	2	0
Ballots Cast - Libertarian Party	1	1	0	0
Ballots Cast - Green Party	0	0	0	0
Ballots Cast - No Labels Party	0	0	0	0
Ballots Cast - Blank	2	2	0	0
Voter Turnout - Total	19.58%			
Voter Turnout - Democratic Party	34.94%			
Voter Turnout - Republican Party	14.66%			
Voter Turnout - Libertarian Party	7.69%			
Voter Turnout - Green Party	0.00%			
Voter Turnout - No Labels Party	0.00%			

DEM U.S. Representative in Congress Congressional District 7

Vote For 1

	TOTAL	EARLY	POLLS	PROV
FOXX, DEJA	30	29	1	0
GRIJALVA, ADELITA	213	204	9	0
HARRIS SR., PATRICK	8	7	1	0
HERNANDEZ, DANIEL	65	65	0	0
MALVIDO JR., JOSE "MALVIDO"	0	0	0	0
Write-In Totals	1	1	0	0
Not Assigned	1	1	0	0
Total Votes Cast	317	306	11	0
Overvotes	1	1	0	0
Undervotes	1	1	0	0
Contest Totals	319	308	11	0



Precinct 028

REP U.S. Representative in Congress Congressional District 7

	TOTAL	EARLY	POLLS	PROV
BUTIEREZ SR., DANIEL FRANCIS	27	25	2	0
RIVAS, JORGE	1	1	0	0
RODRIGUEZ, JIMMY	5	5	0	0
Write-In Totals	0	0	0	0
Not Assigned	0	0	0	0
Total Votes Cast	33	31	2	0
Overvotes	0	0	0	0
Undervotes	1	1	0	0
Contest Totals	34	32	2	0

LBT U.S. Representative in Congress Congressional District 7

	TOTAL	EARLY	POLLS	PROV
Write-In Totals	1	1	0	0
Write-In: Invalid Write-in	1	1	0	0
Write-In: FERNANDEZ, ANDY	0	0	0	0
Not Assigned	0	0	0	0
Total Votes Cast	1	1	0	0
Overvotes	0	0	0	0
Undervotes	0	0	0	0
Contest Totals	1	1	0	0

GRN U.S. Representative in Congress Congressional District 7

	TOTAL	EARLY	POLLS	PROV
Write-In Totals	0	0	0	0
Write-In: Invalid Write-in	0	0	0	0
Write-In: QUINTANA, EDUARDO	0	0	0	0
Write-In: SWING, GARY	0	0	0	0
Not Assigned	0	0	0	0
Total Votes Cast	0	0	0	0
Overvotes	0	0	0	0
Undervotes	0	0	0	0
Contest Totals	0	0	0	0

Precinct 028

---

NOL U.S. Representative in Congress Congressional District 7

Vote For 1

	TOTAL	EARLY	POLLS	PROV
Write-In Totals	0	0	0	0
Write-In: Invalid Write-in	0	0	0	0
Write-In: GRAYSON, RICHARD	0	0	0	0
Not Assigned	0	0	0	0
Total Votes Cast	0	0	0	0
Overvotes	0	0	0	0
Undervotes	0	0	0	0
Contest Totals	0	0	0	0

Statement of Votes Cast  
2025 Special Primary Election  
July 15, 2025

OFFICIAL RESULTS

County of Pima, State of Arizona

Precinct 031

Statistics	TOTAL	EARLY	POLLS	PROV
Registered Voters - Total	2,153			
Registered Voters - Democratic Party	722			
Registered Voters - Republican Party	643			
Registered Voters - Libertarian Party	14			
Registered Voters - Green Party	6			
Registered Voters - No Labels Party	16			
Ballots Cast - Total	404	378	26	0
Ballots Cast - Democratic Party	262	251	11	0
Ballots Cast - Republican Party	142	127	15	0
Ballots Cast - Libertarian Party	0	0	0	0
Ballots Cast - Green Party	0	0	0	0
Ballots Cast - No Labels Party	0	0	0	0
Ballots Cast - Blank	1	1	0	0
Voter Turnout - Total	18.76%			
Voter Turnout - Democratic Party	36.29%			
Voter Turnout - Republican Party	22.08%			
Voter Turnout - Libertarian Party	0.00%			
Voter Turnout - Green Party	0.00%			
Voter Turnout - No Labels Party	0.00%			

DEM U.S. Representative in Congress Congressional District 7

Vote For 1

	TOTAL	EARLY	POLLS	PROV
FOXX, DEJA	46	43	3	0
GRIJALVA, ADELITA	159	151	8	0
HARRIS SR., PATRICK	14	14	0	0
HERNANDEZ, DANIEL	41	41	0	0
MALVIDO JR., JOSE "MALVIDO"	1	1	0	0
Write-In Totals	1	1	0	0
Not Assigned	1	1	0	0
Total Votes Cast	262	251	11	0
Overvotes	0	0	0	0
Undervotes	0	0	0	0
Contest Totals	262	251	11	0

Precinct 031

REP U.S. Representative in Congress Congressional District 7

	TOTAL	EARLY	POLLS	PROV
BUTIEREZ SR., DANIEL FRANCIS	80	68	12	0
RIVAS, JORGE	27	25	2	0
RODRIGUEZ, JIMMY	32	31	1	0
Write-In Totals	2	2	0	0
Not Assigned	2	2	0	0
Total Votes Cast	141	126	15	0
Overvotes	0	0	0	0
Undervotes	1	1	0	0
Contest Totals	142	127	15	0

LBT U.S. Representative in Congress Congressional District 7

	TOTAL	EARLY	POLLS	PROV
Write-In Totals	0	0	0	0
Write-In: Invalid Write-in	0	0	0	0
Write-In: FERNANDEZ, ANDY	0	0	0	0
Not Assigned	0	0	0	0
Total Votes Cast	0	0	0	0
Overvotes	0	0	0	0
Undervotes	0	0	0	0
Contest Totals	0	0	0	0

GRN U.S. Representative in Congress Congressional District 7

	TOTAL	EARLY	POLLS	PROV
Write-In Totals	0	0	0	0
Write-In: Invalid Write-in	0	0	0	0
Write-In: QUINTANA, EDUARDO	0	0	0	0
Write-In: SWING, GARY	0	0	0	0
Not Assigned	0	0	0	0
Total Votes Cast	0	0	0	0
Overvotes	0	0	0	0
Undervotes	0	0	0	0
Contest Totals	0	0	0	0

Precinct 031

---

NOL U.S. Representative in Congress Congressional District 7  
Vote For 1

	TOTAL	EARLY	POLLS	PROV
Write-In Totals	0	0	0	0
Write-In: Invalid Write-in	0	0	0	0
Write-In: GRAYSON, RICHARD	0	0	0	0
Not Assigned	0	0	0	0
Total Votes Cast	0	0	0	0
Overvotes	0	0	0	0
Undervotes	0	0	0	0
Contest Totals	0	0	0	0

Statement of Votes Cast  
2025 Special Primary Election  
July 15, 2025

OFFICIAL RESULTS

County of Pima, State of Arizona

Precinct 032

Statistics	TOTAL	EARLY	POLLS	PROV
Registered Voters - Total	4,912			
Registered Voters - Democratic Party	1,651			
Registered Voters - Republican Party	1,355			
Registered Voters - Libertarian Party	31			
Registered Voters - Green Party	11			
Registered Voters - No Labels Party	41			
Ballots Cast - Total	932	865	67	0
Ballots Cast - Democratic Party	645	612	33	0
Ballots Cast - Republican Party	282	248	34	0
Ballots Cast - Libertarian Party	1	1	0	0
Ballots Cast - Green Party	2	2	0	0
Ballots Cast - No Labels Party	2	2	0	0
Ballots Cast - Blank	2	2	0	0
Voter Turnout - Total	18.97%			
Voter Turnout - Democratic Party	39.07%			
Voter Turnout - Republican Party	20.81%			
Voter Turnout - Libertarian Party	3.23%			
Voter Turnout - Green Party	18.18%			
Voter Turnout - No Labels Party	4.88%			

DEM U.S. Representative in Congress Congressional District 7

Vote For 1

	TOTAL	EARLY	POLLS	PROV
FOXX, DEJA	135	121	14	0
GRIJALVA, ADELITA	411	398	13	0
HARRIS SR., PATRICK	13	12	1	0
HERNANDEZ, DANIEL	78	74	4	0
MALVIDO JR., JOSE "MALVIDO"	4	3	1	0
Write-In Totals	4	4	0	0
Not Assigned	4	4	0	0
Total Votes Cast	645	612	33	0
Overvotes	0	0	0	0
Undervotes	0	0	0	0
Contest Totals	645	612	33	0

Precinct 032

REP U.S. Representative in Congress Congressional District 7  
Vote For 1

	TOTAL	EARLY	POLLS	PROV
BUTIEREZ SR., DANIEL FRANCIS	149	131	18	0
RIVAS, JORGE	67	59	8	0
RODRIGUEZ, JIMMY	56	48	8	0
Write-In Totals	9	9	0	0
Not Assigned	9	9	0	0
Total Votes Cast	281	247	34	0
Overvotes	0	0	0	0
Undervotes	1	1	0	0
Contest Totals	282	248	34	0

LBT U.S. Representative in Congress Congressional District 7  
Vote For 1

	TOTAL	EARLY	POLLS	PROV
Write-In Totals	1	1	0	0
Write-In: Invalid Write-in	1	1	0	0
Write-In: FERNANDEZ, ANDY	0	0	0	0
Not Assigned	0	0	0	0
Total Votes Cast	1	1	0	0
Overvotes	0	0	0	0
Undervotes	0	0	0	0
Contest Totals	1	1	0	0

GRN U.S. Representative in Congress Congressional District 7  
Vote For 1

	TOTAL	EARLY	POLLS	PROV
Write-In Totals	2	2	0	0
Write-In: Invalid Write-in	2	2	0	0
Write-In: QUINTANA, EDUARDO	0	0	0	0
Write-In: SWING, GARY	0	0	0	0
Not Assigned	0	0	0	0
Total Votes Cast	2	2	0	0
Overvotes	0	0	0	0
Undervotes	0	0	0	0
Contest Totals	2	2	0	0

Precinct 032

---

NOL U.S. Representative in Congress Congressional District 7

Vote For 1

	TOTAL	EARLY	POLLS	PROV
Write-In Totals	1	1	0	0
Write-In: Invalid Write-in	1	1	0	0
Write-In: GRAYSON, RICHARD	0	0	0	0
Not Assigned	0	0	0	0
Total Votes Cast	1	1	0	0
Overvotes	0	0	0	0
Undervotes	1	1	0	0
Contest Totals	2	2	0	0



Statement of Votes Cast  
2025 Special Primary Election  
July 15, 2025

OFFICIAL RESULTS

County of Pima, State of Arizona

Precinct 033

Statistics	TOTAL	EARLY	POLLS	PROV
Registered Voters - Total	2,671			
Registered Voters - Democratic Party	1,142			
Registered Voters - Republican Party	550			
Registered Voters - Libertarian Party	14			
Registered Voters - Green Party	5			
Registered Voters - No Labels Party	35			
Ballots Cast - Total	771	723	47	1
Ballots Cast - Democratic Party	594	568	25	1
Ballots Cast - Republican Party	171	150	21	0
Ballots Cast - Libertarian Party	2	2	0	0
Ballots Cast - Green Party	2	1	1	0
Ballots Cast - No Labels Party	2	2	0	0
Ballots Cast - Blank	3	2	1	0
Voter Turnout - Total	28.87%			
Voter Turnout - Democratic Party	52.01%			
Voter Turnout - Republican Party	31.09%			
Voter Turnout - Libertarian Party	14.29%			
Voter Turnout - Green Party	40.00%			
Voter Turnout - No Labels Party	5.71%			

DEM U.S. Representative in Congress Congressional District 7

Vote For 1

	TOTAL	EARLY	POLLS	PROV
FOXX, DEJA	158	150	7	1
GRIJALVA, ADELITA	350	335	15	0
HARRIS SR., PATRICK	10	10	0	0
HERNANDEZ, DANIEL	67	65	2	0
MALVIDO JR., JOSE "MALVIDO"	6	6	0	0
Write-In Totals	2	1	1	0
Not Assigned	2	1	1	0
Total Votes Cast	593	567	25	1
Overvotes	1	1	0	0
Undervotes	0	0	0	0
Contest Totals	594	568	25	1

Statement of Votes Cast  
2025 Special Primary Election  
July 15, 2025

OFFICIAL RESULTS

County of Pima, State of Arizona

Precinct 033

---

REP U.S. Representative in Congress Congressional District 7

Vote For 1

	TOTAL	EARLY	POLLS	PROV
BUTIEREZ SR., DANIEL FRANCIS	99	83	16	0
RIVAS, JORGE	40	37	3	0
RODRIGUEZ, JIMMY	26	24	2	0
Write-In Totals	4	4	0	0
Not Assigned	4	4	0	0
Total Votes Cast	169	148	21	0
Overvotes	0	0	0	0
Undervotes	2	2	0	0
Contest Totals	171	150	21	0

LBT U.S. Representative in Congress Congressional District 7

Vote For 1

	TOTAL	EARLY	POLLS	PROV
Write-In Totals	2	2	0	0
Write-In: Invalid Write-in	2	2	0	0
Write-In: FERNANDEZ, ANDY	0	0	0	0
Not Assigned	0	0	0	0
Total Votes Cast	2	2	0	0
Overvotes	0	0	0	0
Undervotes	0	0	0	0
Contest Totals	2	2	0	0

GRN U.S. Representative in Congress Congressional District 7

Vote For 1

	TOTAL	EARLY	POLLS	PROV
Write-In Totals	1	1	0	0
Write-In: Invalid Write-in	1	1	0	0
Write-In: QUINTANA, EDUARDO	0	0	0	0
Write-In: SWING, GARY	0	0	0	0
Not Assigned	0	0	0	0
Total Votes Cast	1	1	0	0
Overvotes	0	0	0	0
Undervotes	1	0	1	0
Contest Totals	2	1	1	0

Precinct 033

---

NOL U.S. Representative in Congress Congressional District 7

Vote For 1

	TOTAL	EARLY	POLLS	PROV
Write-In Totals	2	2	0	0
Write-In: Invalid Write-in	2	2	0	0
Write-In: GRAYSON, RICHARD	0	0	0	0
Not Assigned	0	0	0	0
Total Votes Cast	2	2	0	0
Overvotes	0	0	0	0
Undervotes	0	0	0	0
Contest Totals	2	2	0	0

Statement of Votes Cast  
2025 Special Primary Election  
July 15, 2025

OFFICIAL RESULTS

County of Pima, State of Arizona

Precinct 034

Statistics	TOTAL	EARLY	POLLS	PROV
Registered Voters - Total	1,595			
Registered Voters - Democratic Party	562			
Registered Voters - Republican Party	389			
Registered Voters - Libertarian Party	9			
Registered Voters - Green Party	3			
Registered Voters - No Labels Party	15			
Ballots Cast - Total	300	278	22	0
Ballots Cast - Democratic Party	203	187	16	0
Ballots Cast - Republican Party	95	89	6	0
Ballots Cast - Libertarian Party	1	1	0	0
Ballots Cast - Green Party	0	0	0	0
Ballots Cast - No Labels Party	1	1	0	0
Ballots Cast - Blank	0	0	0	0
Voter Turnout - Total	18.81%			
Voter Turnout - Democratic Party	36.12%			
Voter Turnout - Republican Party	24.42%			
Voter Turnout - Libertarian Party	11.11%			
Voter Turnout - Green Party	0.00%			
Voter Turnout - No Labels Party	6.67%			

DEM U.S. Representative in Congress Congressional District 7

Vote For 1

	TOTAL	EARLY	POLLS	PROV
FOXX, DEJA	33	27	6	0
GRIJALVA, ADELITA	130	122	8	0
HARRIS SR., PATRICK	6	6	0	0
HERNANDEZ, DANIEL	29	28	1	0
MALVIDO JR., JOSE "MALVIDO"	4	4	0	0
Write-In Totals	0	0	0	0
Not Assigned	0	0	0	0
Total Votes Cast	202	187	15	0
Overvotes	1	0	1	0
Undervotes	0	0	0	0
Contest Totals	203	187	16	0

Precinct 034

REP U.S. Representative in Congress Congressional District 7

	TOTAL	EARLY	POLLS	PROV
BUTIEREZ SR., DANIEL FRANCIS	54	51	3	0
RIVAS, JORGE	25	24	1	0
RODRIGUEZ, JIMMY	13	11	2	0
Write-In Totals	3	3	0	0
Not Assigned	3	3	0	0
Total Votes Cast	95	89	6	0
Overvotes	0	0	0	0
Undervotes	0	0	0	0
Contest Totals	95	89	6	0

LBT U.S. Representative in Congress Congressional District 7

	TOTAL	EARLY	POLLS	PROV
Write-In Totals	1	1	0	0
Write-In: Invalid Write-in	1	1	0	0
Write-In: FERNANDEZ, ANDY	0	0	0	0
Not Assigned	0	0	0	0
Total Votes Cast	1	1	0	0
Overvotes	0	0	0	0
Undervotes	0	0	0	0
Contest Totals	1	1	0	0

GRN U.S. Representative in Congress Congressional District 7

	TOTAL	EARLY	POLLS	PROV
Write-In Totals	0	0	0	0
Write-In: Invalid Write-in	0	0	0	0
Write-In: QUINTANA, EDUARDO	0	0	0	0
Write-In: SWING, GARY	0	0	0	0
Not Assigned	0	0	0	0
Total Votes Cast	0	0	0	0
Overvotes	0	0	0	0
Undervotes	0	0	0	0
Contest Totals	0	0	0	0

Precinct 034

---

NOL U.S. Representative in Congress Congressional District 7

Vote For 1

	TOTAL	EARLY	POLLS	PROV
Write-In Totals	1	1	0	0
Write-In: Invalid Write-in	1	1	0	0
Write-In: GRAYSON, RICHARD	0	0	0	0
Not Assigned	0	0	0	0
Total Votes Cast	1	1	0	0
Overvotes	0	0	0	0
Undervotes	0	0	0	0
Contest Totals	1	1	0	0

Statement of Votes Cast  
2025 Special Primary Election  
July 15, 2025

OFFICIAL RESULTS

County of Pima, State of Arizona

Precinct 036

Statistics	TOTAL	EARLY	POLLS	PROV
Registered Voters - Total	4,683			
Registered Voters - Democratic Party	1,673			
Registered Voters - Republican Party	976			
Registered Voters - Libertarian Party	35			
Registered Voters - Green Party	17			
Registered Voters - No Labels Party	43			
Ballots Cast - Total	699	655	42	2
Ballots Cast - Democratic Party	515	488	25	2
Ballots Cast - Republican Party	176	160	16	0
Ballots Cast - Libertarian Party	3	3	0	0
Ballots Cast - Green Party	5	4	1	0
Ballots Cast - No Labels Party	0	0	0	0
Ballots Cast - Blank	2	2	0	0
Voter Turnout - Total	14.93%			
Voter Turnout - Democratic Party	30.78%			
Voter Turnout - Republican Party	18.03%			
Voter Turnout - Libertarian Party	8.57%			
Voter Turnout - Green Party	29.41%			
Voter Turnout - No Labels Party	0.00%			

DEM U.S. Representative in Congress Congressional District 7

Vote For 1

	TOTAL	EARLY	POLLS	PROV
FOXX, DEJA	109	101	7	1
GRIJALVA, ADELITA	275	267	7	1
HARRIS SR., PATRICK	20	17	3	0
HERNANDEZ, DANIEL	97	90	7	0
MALVIDO JR., JOSE "MALVIDO"	8	7	1	0
Write-In Totals	1	1	0	0
Not Assigned	1	1	0	0
Total Votes Cast	510	483	25	2
Overvotes	5	5	0	0
Undervotes	0	0	0	0
Contest Totals	515	488	25	2

Precinct 036

REP U.S. Representative in Congress Congressional District 7

	TOTAL	EARLY	POLLS	PROV
BUTIEREZ SR., DANIEL FRANCIS	93	81	12	0
RIVAS, JORGE	44	41	3	0
RODRIGUEZ, JIMMY	36	35	1	0
Write-In Totals	2	2	0	0
Not Assigned	2	2	0	0
Total Votes Cast	175	159	16	0
Overvotes	0	0	0	0
Undervotes	1	1	0	0
Contest Totals	176	160	16	0

LBT U.S. Representative in Congress Congressional District 7

	TOTAL	EARLY	POLLS	PROV
Write-In Totals	3	3	0	0
Write-In: Invalid Write-in	3	3	0	0
Write-In: FERNANDEZ, ANDY	0	0	0	0
Not Assigned	0	0	0	0
Total Votes Cast	3	3	0	0
Overvotes	0	0	0	0
Undervotes	0	0	0	0
Contest Totals	3	3	0	0

GRN U.S. Representative in Congress Congressional District 7

	TOTAL	EARLY	POLLS	PROV
Write-In Totals	4	3	1	0
Write-In: Invalid Write-in	2	1	1	0
Write-In: QUINTANA, EDUARDO	2	2	0	0
Write-In: SWING, GARY	0	0	0	0
Not Assigned	0	0	0	0
Total Votes Cast	4	3	1	0
Overvotes	0	0	0	0
Undervotes	1	1	0	0
Contest Totals	5	4	1	0



Precinct 036

---

NOL U.S. Representative in Congress Congressional District 7

Vote For 1

	TOTAL	EARLY	POLLS	PROV
Write-In Totals	0	0	0	0
Write-In: Invalid Write-in	0	0	0	0
Write-In: GRAYSON, RICHARD	0	0	0	0
Not Assigned	0	0	0	0
Total Votes Cast	0	0	0	0
Overvotes	0	0	0	0
Undervotes	0	0	0	0
Contest Totals	0	0	0	0

Statement of Votes Cast  
2025 Special Primary Election  
July 15, 2025

OFFICIAL RESULTS

County of Pima, State of Arizona

Precinct 037

Statistics	TOTAL	EARLY	POLLS	PROV
Registered Voters - Total	1,496			
Registered Voters - Democratic Party	725			
Registered Voters - Republican Party	198			
Registered Voters - Libertarian Party	12			
Registered Voters - Green Party	3			
Registered Voters - No Labels Party	14			
Ballots Cast - Total	286	270	14	2
Ballots Cast - Democratic Party	261	245	14	2
Ballots Cast - Republican Party	25	25	0	0
Ballots Cast - Libertarian Party	0	0	0	0
Ballots Cast - Green Party	0	0	0	0
Ballots Cast - No Labels Party	0	0	0	0
Ballots Cast - Blank	0	0	0	0
Voter Turnout - Total	19.12%			
Voter Turnout - Democratic Party	36.00%			
Voter Turnout - Republican Party	12.63%			
Voter Turnout - Libertarian Party	0.00%			
Voter Turnout - Green Party	0.00%			
Voter Turnout - No Labels Party	0.00%			

DEM U.S. Representative in Congress Congressional District 7

Vote For 1

	TOTAL	EARLY	POLLS	PROV
FOXX, DEJA	58	52	6	0
GRIJALVA, ADELITA	164	156	7	1
HARRIS SR., PATRICK	1	1	0	0
HERNANDEZ, DANIEL	35	33	1	1
MALVIDO JR., JOSE "MALVIDO"	3	3	0	0
Write-In Totals	0	0	0	0
Not Assigned	0	0	0	0
Total Votes Cast	261	245	14	2
Overvotes	0	0	0	0
Undervotes	0	0	0	0
Contest Totals	261	245	14	2

Statement of Votes Cast  
2025 Special Primary Election  
July 15, 2025

OFFICIAL RESULTS

County of Pima, State of Arizona

Precinct 037

---

REP U.S. Representative in Congress Congressional District 7

Vote For 1

	TOTAL	EARLY	POLLS	PROV
BUTIEREZ SR., DANIEL FRANCIS	14	14	0	0
RIVAS, JORGE	6	6	0	0
RODRIGUEZ, JIMMY	3	3	0	0
Write-In Totals	2	2	0	0
Not Assigned	2	2	0	0
Total Votes Cast	25	25	0	0
Overvotes	0	0	0	0
Undervotes	0	0	0	0
Contest Totals	25	25	0	0

LBT U.S. Representative in Congress Congressional District 7

Vote For 1

	TOTAL	EARLY	POLLS	PROV
Write-In Totals	0	0	0	0
Write-In: Invalid Write-in	0	0	0	0
Write-In: FERNANDEZ, ANDY	0	0	0	0
Not Assigned	0	0	0	0
Total Votes Cast	0	0	0	0
Overvotes	0	0	0	0
Undervotes	0	0	0	0
Contest Totals	0	0	0	0

GRN U.S. Representative in Congress Congressional District 7

Vote For 1

	TOTAL	EARLY	POLLS	PROV
Write-In Totals	0	0	0	0
Write-In: Invalid Write-in	0	0	0	0
Write-In: QUINTANA, EDUARDO	0	0	0	0
Write-In: SWING, GARY	0	0	0	0
Not Assigned	0	0	0	0
Total Votes Cast	0	0	0	0
Overvotes	0	0	0	0
Undervotes	0	0	0	0
Contest Totals	0	0	0	0

Precinct 037

---

NOL U.S. Representative in Congress Congressional District 7

Vote For 1

	TOTAL	EARLY	POLLS	PROV
Write-In Totals	0	0	0	0
Write-In: Invalid Write-in	0	0	0	0
Write-In: GRAYSON, RICHARD	0	0	0	0
Not Assigned	0	0	0	0
Total Votes Cast	0	0	0	0
Overvotes	0	0	0	0
Undervotes	0	0	0	0
Contest Totals	0	0	0	0

Statement of Votes Cast  
2025 Special Primary Election  
July 15, 2025

OFFICIAL RESULTS

County of Pima, State of Arizona

Precinct 038

Statistics	TOTAL	EARLY	POLLS	PROV
Registered Voters - Total	2,308			
Registered Voters - Democratic Party	925			
Registered Voters - Republican Party	501			
Registered Voters - Libertarian Party	17			
Registered Voters - Green Party	4			
Registered Voters - No Labels Party	17			
Ballots Cast - Total	442	422	19	1
Ballots Cast - Democratic Party	349	336	12	1
Ballots Cast - Republican Party	91	85	6	0
Ballots Cast - Libertarian Party	1	1	0	0
Ballots Cast - Green Party	1	0	1	0
Ballots Cast - No Labels Party	0	0	0	0
Ballots Cast - Blank	1	1	0	0
Voter Turnout - Total	19.15%			
Voter Turnout - Democratic Party	37.73%			
Voter Turnout - Republican Party	18.16%			
Voter Turnout - Libertarian Party	5.88%			
Voter Turnout - Green Party	25.00%			
Voter Turnout - No Labels Party	0.00%			

DEM U.S. Representative in Congress Congressional District 7

Vote For 1

	TOTAL	EARLY	POLLS	PROV
FOXX, DEJA	66	65	1	0
GRIJALVA, ADELITA	221	211	9	1
HARRIS SR., PATRICK	9	9	0	0
HERNANDEZ, DANIEL	48	46	2	0
MALVIDO JR., JOSE "MALVIDO"	3	3	0	0
Write-In Totals	0	0	0	0
Not Assigned	0	0	0	0
Total Votes Cast	347	334	12	1
Overvotes	1	1	0	0
Undervotes	1	1	0	0
Contest Totals	349	336	12	1

Statement of Votes Cast  
2025 Special Primary Election  
July 15, 2025

OFFICIAL RESULTS

County of Pima, State of Arizona

Precinct 038

---

REP U.S. Representative in Congress Congressional District 7

Vote For 1

	TOTAL	EARLY	POLLS	PROV
BUTIEREZ SR., DANIEL FRANCIS	53	47	6	0
RIVAS, JORGE	21	21	0	0
RODRIGUEZ, JIMMY	13	13	0	0
Write-In Totals	4	4	0	0
Not Assigned	4	4	0	0
Total Votes Cast	91	85	6	0
Overvotes	0	0	0	0
Undervotes	0	0	0	0
Contest Totals	91	85	6	0

LBT U.S. Representative in Congress Congressional District 7

Vote For 1

	TOTAL	EARLY	POLLS	PROV
Write-In Totals	1	1	0	0
Write-In: Invalid Write-in	1	1	0	0
Write-In: FERNANDEZ, ANDY	0	0	0	0
Not Assigned	0	0	0	0
Total Votes Cast	1	1	0	0
Overvotes	0	0	0	0
Undervotes	0	0	0	0
Contest Totals	1	1	0	0

GRN U.S. Representative in Congress Congressional District 7

Vote For 1

	TOTAL	EARLY	POLLS	PROV
Write-In Totals	1	0	1	0
Write-In: Invalid Write-in	0	0	0	0
Write-In: QUINTANA, EDUARDO	0	0	0	0
Write-In: SWING, GARY	1	0	1	0
Not Assigned	0	0	0	0
Total Votes Cast	1	0	1	0
Overvotes	0	0	0	0
Undervotes	0	0	0	0
Contest Totals	1	0	1	0

Precinct 038

---

NOL U.S. Representative in Congress Congressional District 7

Vote For 1

	TOTAL	EARLY	POLLS	PROV
Write-In Totals	0	0	0	0
Write-In: Invalid Write-in	0	0	0	0
Write-In: GRAYSON, RICHARD	0	0	0	0
Not Assigned	0	0	0	0
Total Votes Cast	0	0	0	0
Overvotes	0	0	0	0
Undervotes	0	0	0	0
Contest Totals	0	0	0	0

Statement of Votes Cast  
2025 Special Primary Election  
July 15, 2025

OFFICIAL RESULTS

County of Pima, State of Arizona

Precinct 041

Statistics	TOTAL	EARLY	POLLS	PROV
Registered Voters - Total	8,669			
Registered Voters - Democratic Party	3,346			
Registered Voters - Republican Party	1,968			
Registered Voters - Libertarian Party	51			
Registered Voters - Green Party	8			
Registered Voters - No Labels Party	91			
Ballots Cast - Total	1,584	1,447	135	2
Ballots Cast - Democratic Party	1,155	1,078	76	1
Ballots Cast - Republican Party	427	367	59	1
Ballots Cast - Libertarian Party	1	1	0	0
Ballots Cast - Green Party	0	0	0	0
Ballots Cast - No Labels Party	1	1	0	0
Ballots Cast - Blank	6	6	0	0
Voter Turnout - Total	18.27%			
Voter Turnout - Democratic Party	34.52%			
Voter Turnout - Republican Party	21.70%			
Voter Turnout - Libertarian Party	1.96%			
Voter Turnout - Green Party	0.00%			
Voter Turnout - No Labels Party	1.10%			

DEM U.S. Representative in Congress Congressional District 7

Vote For 1

	TOTAL	EARLY	POLLS	PROV
FOXX, DEJA	306	277	29	0
GRIJALVA, ADELITA	711	672	38	1
HARRIS SR., PATRICK	11	8	3	0
HERNANDEZ, DANIEL	108	102	6	0
MALVIDO JR., JOSE "MALVIDO"	11	11	0	0
Write-In Totals	3	3	0	0
Not Assigned	3	3	0	0
Total Votes Cast	1,150	1,073	76	1
Overvotes	1	1	0	0
Undervotes	4	4	0	0
Contest Totals	1,155	1,078	76	1



Precinct 041

REP U.S. Representative in Congress Congressional District 7

	TOTAL	EARLY	POLLS	PROV
BUTIEREZ SR., DANIEL FRANCIS	277	232	45	0
RIVAS, JORGE	89	77	11	1
RODRIGUEZ, JIMMY	47	45	2	0
Write-In Totals	12	11	1	0
Not Assigned	12	11	1	0
Total Votes Cast	425	365	59	1
Overvotes	1	1	0	0
Undervotes	1	1	0	0
Contest Totals	427	367	59	1

LBT U.S. Representative in Congress Congressional District 7

	TOTAL	EARLY	POLLS	PROV
Write-In Totals	0	0	0	0
Write-In: Invalid Write-in	0	0	0	0
Write-In: FERNANDEZ, ANDY	0	0	0	0
Not Assigned	0	0	0	0
Total Votes Cast	0	0	0	0
Overvotes	0	0	0	0
Undervotes	1	1	0	0
Contest Totals	1	1	0	0

GRN U.S. Representative in Congress Congressional District 7

	TOTAL	EARLY	POLLS	PROV
Write-In Totals	0	0	0	0
Write-In: Invalid Write-in	0	0	0	0
Write-In: QUINTANA, EDUARDO	0	0	0	0
Write-In: SWING, GARY	0	0	0	0
Not Assigned	0	0	0	0
Total Votes Cast	0	0	0	0
Overvotes	0	0	0	0
Undervotes	0	0	0	0
Contest Totals	0	0	0	0

Precinct 041

---

NOL U.S. Representative in Congress Congressional District 7  
Vote For 1

	TOTAL	EARLY	POLLS	PROV
Write-In Totals	1	1	0	0
Write-In: Invalid Write-in	1	1	0	0
Write-In: GRAYSON, RICHARD	0	0	0	0
Not Assigned	0	0	0	0
Total Votes Cast	1	1	0	0
Overvotes	0	0	0	0
Undervotes	0	0	0	0
Contest Totals	1	1	0	0

Statement of Votes Cast  
2025 Special Primary Election  
July 15, 2025

OFFICIAL RESULTS

County of Pima, State of Arizona

Precinct 042

Statistics	TOTAL	EARLY	POLLS	PROV
Registered Voters - Total	4,518			
Registered Voters - Democratic Party	2,108			
Registered Voters - Republican Party	558			
Registered Voters - Libertarian Party	34			
Registered Voters - Green Party	25			
Registered Voters - No Labels Party	28			
Ballots Cast - Total	850	776	72	2
Ballots Cast - Democratic Party	777	712	63	2
Ballots Cast - Republican Party	62	54	8	0
Ballots Cast - Libertarian Party	2	2	0	0
Ballots Cast - Green Party	6	5	1	0
Ballots Cast - No Labels Party	3	3	0	0
Ballots Cast - Blank	1	1	0	0
Voter Turnout - Total	18.81%			
Voter Turnout - Democratic Party	36.86%			
Voter Turnout - Republican Party	11.11%			
Voter Turnout - Libertarian Party	5.88%			
Voter Turnout - Green Party	24.00%			
Voter Turnout - No Labels Party	10.71%			

DEM U.S. Representative in Congress Congressional District 7

Vote For 1

	TOTAL	EARLY	POLLS	PROV
FOXX, DEJA	276	237	37	2
GRIJALVA, ADELITA	430	408	22	0
HARRIS SR., PATRICK	5	5	0	0
HERNANDEZ, DANIEL	53	50	3	0
MALVIDO JR., JOSE "MALVIDO"	11	10	1	0
Write-In Totals	1	1	0	0
Not Assigned	1	1	0	0
Total Votes Cast	776	711	63	2
Overvotes	1	1	0	0
Undervotes	0	0	0	0
Contest Totals	777	712	63	2

Statement of Votes Cast  
2025 Special Primary Election  
July 15, 2025

OFFICIAL RESULTS

County of Pima, State of Arizona

Precinct 042

---

REP U.S. Representative in Congress Congressional District 7

Vote For 1

	TOTAL	EARLY	POLLS	PROV
BUTIEREZ SR., DANIEL FRANCIS	36	34	2	0
RIVAS, JORGE	10	7	3	0
RODRIGUEZ, JIMMY	12	9	3	0
Write-In Totals	3	3	0	0
Not Assigned	3	3	0	0
Total Votes Cast	61	53	8	0
Overvotes	0	0	0	0
Undervotes	1	1	0	0
Contest Totals	62	54	8	0

LBT U.S. Representative in Congress Congressional District 7

Vote For 1

	TOTAL	EARLY	POLLS	PROV
Write-In Totals	2	2	0	0
Write-In: Invalid Write-in	1	1	0	0
Write-In: FERNANDEZ, ANDY	1	1	0	0
Not Assigned	0	0	0	0
Total Votes Cast	2	2	0	0
Overvotes	0	0	0	0
Undervotes	0	0	0	0
Contest Totals	2	2	0	0

GRN U.S. Representative in Congress Congressional District 7

Vote For 1

	TOTAL	EARLY	POLLS	PROV
Write-In Totals	6	5	1	0
Write-In: Invalid Write-in	4	3	1	0
Write-In: QUINTANA, EDUARDO	2	2	0	0
Write-In: SWING, GARY	0	0	0	0
Not Assigned	0	0	0	0
Total Votes Cast	6	5	1	0
Overvotes	0	0	0	0
Undervotes	0	0	0	0
Contest Totals	6	5	1	0

Precinct 042

---

NOL U.S. Representative in Congress Congressional District 7

Vote For 1

	TOTAL	EARLY	POLLS	PROV
Write-In Totals	3	3	0	0
Write-In: Invalid Write-in	3	3	0	0
Write-In: GRAYSON, RICHARD	0	0	0	0
Not Assigned	0	0	0	0
Total Votes Cast	3	3	0	0
Overvotes	0	0	0	0
Undervotes	0	0	0	0
Contest Totals	3	3	0	0

Statement of Votes Cast  
2025 Special Primary Election  
July 15, 2025

OFFICIAL RESULTS

County of Pima, State of Arizona

Precinct 043

Statistics	TOTAL	EARLY	POLLS	PROV
Registered Voters - Total	1,732			
Registered Voters - Democratic Party	801			
Registered Voters - Republican Party	245			
Registered Voters - Libertarian Party	5			
Registered Voters - Green Party	4			
Registered Voters - No Labels Party	18			
Ballots Cast - Total	289	253	34	2
Ballots Cast - Democratic Party	247	216	29	2
Ballots Cast - Republican Party	40	35	5	0
Ballots Cast - Libertarian Party	1	1	0	0
Ballots Cast - Green Party	1	1	0	0
Ballots Cast - No Labels Party	0	0	0	0
Ballots Cast - Blank	2	2	0	0
Voter Turnout - Total	16.69%			
Voter Turnout - Democratic Party	30.84%			
Voter Turnout - Republican Party	16.33%			
Voter Turnout - Libertarian Party	20.00%			
Voter Turnout - Green Party	25.00%			
Voter Turnout - No Labels Party	0.00%			

DEM U.S. Representative in Congress Congressional District 7

Vote For 1

	TOTAL	EARLY	POLLS	PROV
FOXX, DEJA	45	39	6	0
GRIJALVA, ADELITA	155	135	19	1
HARRIS SR., PATRICK	1	0	0	1
HERNANDEZ, DANIEL	39	36	3	0
MALVIDO JR., JOSE "MALVIDO"	5	4	1	0
Write-In Totals	0	0	0	0
Not Assigned	0	0	0	0
Total Votes Cast	245	214	29	2
Overvotes	1	1	0	0
Undervotes	1	1	0	0
Contest Totals	247	216	29	2

Statement of Votes Cast  
2025 Special Primary Election  
July 15, 2025

OFFICIAL RESULTS

County of Pima, State of Arizona

Precinct 043

---

REP U.S. Representative in Congress Congressional District 7

Vote For 1

	TOTAL	EARLY	POLLS	PROV
BUTIEREZ SR., DANIEL FRANCIS	22	18	4	0
RIVAS, JORGE	8	8	0	0
RODRIGUEZ, JIMMY	7	6	1	0
Write-In Totals	3	3	0	0
Not Assigned	3	3	0	0
Total Votes Cast	40	35	5	0
Overvotes	0	0	0	0
Undervotes	0	0	0	0
Contest Totals	40	35	5	0

LBT U.S. Representative in Congress Congressional District 7

Vote For 1

	TOTAL	EARLY	POLLS	PROV
Write-In Totals	1	1	0	0
Write-In: Invalid Write-in	1	1	0	0
Write-In: FERNANDEZ, ANDY	0	0	0	0
Not Assigned	0	0	0	0
Total Votes Cast	1	1	0	0
Overvotes	0	0	0	0
Undervotes	0	0	0	0
Contest Totals	1	1	0	0

GRN U.S. Representative in Congress Congressional District 7

Vote For 1

	TOTAL	EARLY	POLLS	PROV
Write-In Totals	0	0	0	0
Write-In: Invalid Write-in	0	0	0	0
Write-In: QUINTANA, EDUARDO	0	0	0	0
Write-In: SWING, GARY	0	0	0	0
Not Assigned	0	0	0	0
Total Votes Cast	0	0	0	0
Overvotes	0	0	0	0
Undervotes	1	1	0	0
Contest Totals	1	1	0	0

Precinct 043

---

NOL U.S. Representative in Congress Congressional District 7

Vote For 1

	TOTAL	EARLY	POLLS	PROV
Write-In Totals	0	0	0	0
Write-In: Invalid Write-in	0	0	0	0
Write-In: GRAYSON, RICHARD	0	0	0	0
Not Assigned	0	0	0	0
Total Votes Cast	0	0	0	0
Overvotes	0	0	0	0
Undervotes	0	0	0	0
Contest Totals	0	0	0	0



Statement of Votes Cast  
2025 Special Primary Election  
July 15, 2025

OFFICIAL RESULTS

County of Pima, State of Arizona

Precinct 044

Statistics	TOTAL	EARLY	POLLS	PROV
Registered Voters - Total	2,841			
Registered Voters - Democratic Party	1,318			
Registered Voters - Republican Party	318			
Registered Voters - Libertarian Party	14			
Registered Voters - Green Party	9			
Registered Voters - No Labels Party	24			
Ballots Cast - Total	538	476	55	7
Ballots Cast - Democratic Party	510	451	52	7
Ballots Cast - Republican Party	27	24	3	0
Ballots Cast - Libertarian Party	0	0	0	0
Ballots Cast - Green Party	0	0	0	0
Ballots Cast - No Labels Party	1	1	0	0
Ballots Cast - Blank	0	0	0	0
Voter Turnout - Total	18.94%			
Voter Turnout - Democratic Party	38.70%			
Voter Turnout - Republican Party	8.49%			
Voter Turnout - Libertarian Party	0.00%			
Voter Turnout - Green Party	0.00%			
Voter Turnout - No Labels Party	4.17%			

DEM U.S. Representative in Congress Congressional District 7

Vote For 1

	TOTAL	EARLY	POLLS	PROV
FOXX, DEJA	175	141	32	2
GRIJALVA, ADELITA	297	276	17	4
HARRIS SR., PATRICK	3	3	0	0
HERNANDEZ, DANIEL	30	28	2	0
MALVIDO JR., JOSE "MALVIDO"	3	2	0	1
Write-In Totals	1	0	1	0
Not Assigned	1	0	1	0
Total Votes Cast	509	450	52	7
Overvotes	1	1	0	0
Undervotes	0	0	0	0
Contest Totals	510	451	52	7

Statement of Votes Cast  
2025 Special Primary Election  
July 15, 2025

OFFICIAL RESULTS

County of Pima, State of Arizona

Precinct 044

---

REP U.S. Representative in Congress Congressional District 7

Vote For 1

	TOTAL	EARLY	POLLS	PROV
BUTIEREZ SR., DANIEL FRANCIS	12	10	2	0
RIVAS, JORGE	10	9	1	0
RODRIGUEZ, JIMMY	4	4	0	0
Write-In Totals	1	1	0	0
Not Assigned	1	1	0	0
Total Votes Cast	27	24	3	0
Overvotes	0	0	0	0
Undervotes	0	0	0	0
Contest Totals	27	24	3	0

LBT U.S. Representative in Congress Congressional District 7

Vote For 1

	TOTAL	EARLY	POLLS	PROV
Write-In Totals	0	0	0	0
Write-In: Invalid Write-in	0	0	0	0
Write-In: FERNANDEZ, ANDY	0	0	0	0
Not Assigned	0	0	0	0
Total Votes Cast	0	0	0	0
Overvotes	0	0	0	0
Undervotes	0	0	0	0
Contest Totals	0	0	0	0

GRN U.S. Representative in Congress Congressional District 7

Vote For 1

	TOTAL	EARLY	POLLS	PROV
Write-In Totals	0	0	0	0
Write-In: Invalid Write-in	0	0	0	0
Write-In: QUINTANA, EDUARDO	0	0	0	0
Write-In: SWING, GARY	0	0	0	0
Not Assigned	0	0	0	0
Total Votes Cast	0	0	0	0
Overvotes	0	0	0	0
Undervotes	0	0	0	0
Contest Totals	0	0	0	0

Precinct 044

---

NOL U.S. Representative in Congress Congressional District 7

Vote For 1

	TOTAL	EARLY	POLLS	PROV
Write-In Totals	1	1	0	0
Write-In: Invalid Write-in	1	1	0	0
Write-In: GRAYSON, RICHARD	0	0	0	0
Not Assigned	0	0	0	0
Total Votes Cast	1	1	0	0
Overvotes	0	0	0	0
Undervotes	0	0	0	0
Contest Totals	1	1	0	0

Statement of Votes Cast  
2025 Special Primary Election  
July 15, 2025

OFFICIAL RESULTS

County of Pima, State of Arizona

Precinct 045

Statistics	TOTAL	EARLY	POLLS	PROV
Registered Voters - Total	2,120			
Registered Voters - Democratic Party	1,244			
Registered Voters - Republican Party	199			
Registered Voters - Libertarian Party	11			
Registered Voters - Green Party	13			
Registered Voters - No Labels Party	14			
Ballots Cast - Total	730	675	54	1
Ballots Cast - Democratic Party	684	635	49	0
Ballots Cast - Republican Party	41	37	3	1
Ballots Cast - Libertarian Party	2	1	1	0
Ballots Cast - Green Party	2	1	1	0
Ballots Cast - No Labels Party	1	1	0	0
Ballots Cast - Blank	0	0	0	0
Voter Turnout - Total	34.43%			
Voter Turnout - Democratic Party	54.98%			
Voter Turnout - Republican Party	20.60%			
Voter Turnout - Libertarian Party	18.18%			
Voter Turnout - Green Party	15.38%			
Voter Turnout - No Labels Party	7.14%			

DEM U.S. Representative in Congress Congressional District 7

Vote For 1

	TOTAL	EARLY	POLLS	PROV
FOXX, DEJA	225	209	16	0
GRIJALVA, ADELITA	400	372	28	0
HARRIS SR., PATRICK	6	5	1	0
HERNANDEZ, DANIEL	42	38	4	0
MALVIDO JR., JOSE "MALVIDO"	10	10	0	0
Write-In Totals	1	1	0	0
Not Assigned	1	1	0	0
Total Votes Cast	684	635	49	0
Overvotes	0	0	0	0
Undervotes	0	0	0	0
Contest Totals	684	635	49	0

Statement of Votes Cast  
2025 Special Primary Election  
July 15, 2025

OFFICIAL RESULTS

County of Pima, State of Arizona

Precinct 045

---

REP U.S. Representative in Congress Congressional District 7

Vote For 1

	TOTAL	EARLY	POLLS	PROV
BUTIEREZ SR., DANIEL FRANCIS	18	17	1	0
RIVAS, JORGE	13	11	2	0
RODRIGUEZ, JIMMY	7	6	0	1
Write-In Totals	3	3	0	0
Not Assigned	3	3	0	0
Total Votes Cast	41	37	3	1
Overvotes	0	0	0	0
Undervotes	0	0	0	0
Contest Totals	41	37	3	1

LBT U.S. Representative in Congress Congressional District 7

Vote For 1

	TOTAL	EARLY	POLLS	PROV
Write-In Totals	2	1	1	0
Write-In: Invalid Write-in	2	1	1	0
Write-In: FERNANDEZ, ANDY	0	0	0	0
Not Assigned	0	0	0	0
Total Votes Cast	2	1	1	0
Overvotes	0	0	0	0
Undervotes	0	0	0	0
Contest Totals	2	1	1	0

GRN U.S. Representative in Congress Congressional District 7

Vote For 1

	TOTAL	EARLY	POLLS	PROV
Write-In Totals	2	1	1	0
Write-In: Invalid Write-in	1	0	1	0
Write-In: QUINTANA, EDUARDO	1	1	0	0
Write-In: SWING, GARY	0	0	0	0
Not Assigned	0	0	0	0
Total Votes Cast	2	1	1	0
Overvotes	0	0	0	0
Undervotes	0	0	0	0
Contest Totals	2	1	1	0

Precinct 045

---

NOL U.S. Representative in Congress Congressional District 7

Vote For 1

	TOTAL	EARLY	POLLS	PROV
Write-In Totals	1	1	0	0
Write-In: Invalid Write-in	1	1	0	0
Write-In: GRAYSON, RICHARD	0	0	0	0
Not Assigned	0	0	0	0
Total Votes Cast	1	1	0	0
Overvotes	0	0	0	0
Undervotes	0	0	0	0
Contest Totals	1	1	0	0

Statement of Votes Cast  
2025 Special Primary Election  
July 15, 2025

OFFICIAL RESULTS

County of Pima, State of Arizona

Precinct 047

Statistics	TOTAL	EARLY	POLLS	PROV
Registered Voters - Total	4,260			
Registered Voters - Democratic Party	2,056			
Registered Voters - Republican Party	527			
Registered Voters - Libertarian Party	24			
Registered Voters - Green Party	6			
Registered Voters - No Labels Party	30			
Ballots Cast - Total	828	755	70	3
Ballots Cast - Democratic Party	757	695	60	2
Ballots Cast - Republican Party	69	58	10	1
Ballots Cast - Libertarian Party	1	1	0	0
Ballots Cast - Green Party	0	0	0	0
Ballots Cast - No Labels Party	1	1	0	0
Ballots Cast - Blank	2	2	0	0
Voter Turnout - Total	19.44%			
Voter Turnout - Democratic Party	36.82%			
Voter Turnout - Republican Party	13.09%			
Voter Turnout - Libertarian Party	4.17%			
Voter Turnout - Green Party	0.00%			
Voter Turnout - No Labels Party	3.33%			

DEM U.S. Representative in Congress Congressional District 7

Vote For 1

	TOTAL	EARLY	POLLS	PROV
FOXX, DEJA	134	115	19	0
GRIJALVA, ADELITA	516	478	36	2
HARRIS SR., PATRICK	7	7	0	0
HERNANDEZ, DANIEL	82	80	2	0
MALVIDO JR., JOSE "MALVIDO"	10	9	1	0
Write-In Totals	2	2	0	0
Not Assigned	2	2	0	0
Total Votes Cast	751	691	58	2
Overvotes	4	2	2	0
Undervotes	2	2	0	0
Contest Totals	757	695	60	2

Statement of Votes Cast  
2025 Special Primary Election  
July 15, 2025

OFFICIAL RESULTS

County of Pima, State of Arizona

Precinct 047

---

REP U.S. Representative in Congress Congressional District 7

Vote For 1

	TOTAL	EARLY	POLLS	PROV
BUTIEREZ SR., DANIEL FRANCIS	33	26	7	0
RIVAS, JORGE	17	15	2	0
RODRIGUEZ, JIMMY	11	11	0	0
Write-In Totals	8	6	1	1
Not Assigned	8	6	1	1
Total Votes Cast	69	58	10	1
Overvotes	0	0	0	0
Undervotes	0	0	0	0
Contest Totals	69	58	10	1

LBT U.S. Representative in Congress Congressional District 7

Vote For 1

	TOTAL	EARLY	POLLS	PROV
Write-In Totals	1	1	0	0
Write-In: Invalid Write-in	1	1	0	0
Write-In: FERNANDEZ, ANDY	0	0	0	0
Not Assigned	0	0	0	0
Total Votes Cast	1	1	0	0
Overvotes	0	0	0	0
Undervotes	0	0	0	0
Contest Totals	1	1	0	0

GRN U.S. Representative in Congress Congressional District 7

Vote For 1

	TOTAL	EARLY	POLLS	PROV
Write-In Totals	0	0	0	0
Write-In: Invalid Write-in	0	0	0	0
Write-In: QUINTANA, EDUARDO	0	0	0	0
Write-In: SWING, GARY	0	0	0	0
Not Assigned	0	0	0	0
Total Votes Cast	0	0	0	0
Overvotes	0	0	0	0
Undervotes	0	0	0	0
Contest Totals	0	0	0	0



Precinct 047

---

NOL U.S. Representative in Congress Congressional District 7

Vote For 1

	TOTAL	EARLY	POLLS	PROV
Write-In Totals	1	1	0	0
Write-In: Invalid Write-in	1	1	0	0
Write-In: GRAYSON, RICHARD	0	0	0	0
Not Assigned	0	0	0	0
Total Votes Cast	1	1	0	0
Overvotes	0	0	0	0
Undervotes	0	0	0	0
Contest Totals	1	1	0	0

Statement of Votes Cast  
2025 Special Primary Election  
July 15, 2025

OFFICIAL RESULTS

County of Pima, State of Arizona

Precinct 048

Statistics	TOTAL	EARLY	POLLS	PROV
Registered Voters - Total	3,261			
Registered Voters - Democratic Party	1,236			
Registered Voters - Republican Party	582			
Registered Voters - Libertarian Party	17			
Registered Voters - Green Party	10			
Registered Voters - No Labels Party	44			
Ballots Cast - Total	367	344	23	0
Ballots Cast - Democratic Party	285	271	14	0
Ballots Cast - Republican Party	77	68	9	0
Ballots Cast - Libertarian Party	2	2	0	0
Ballots Cast - Green Party	1	1	0	0
Ballots Cast - No Labels Party	2	2	0	0
Ballots Cast - Blank	1	1	0	0
Voter Turnout - Total	11.25%			
Voter Turnout - Democratic Party	23.06%			
Voter Turnout - Republican Party	13.23%			
Voter Turnout - Libertarian Party	11.76%			
Voter Turnout - Green Party	10.00%			
Voter Turnout - No Labels Party	4.55%			

DEM U.S. Representative in Congress Congressional District 7

Vote For 1

	TOTAL	EARLY	POLLS	PROV
FOXX, DEJA	57	51	6	0
GRIJALVA, ADELITA	169	163	6	0
HARRIS SR., PATRICK	2	2	0	0
HERNANDEZ, DANIEL	52	50	2	0
MALVIDO JR., JOSE "MALVIDO"	2	2	0	0
Write-In Totals	0	0	0	0
Not Assigned	0	0	0	0
Total Votes Cast	282	268	14	0
Overvotes	3	3	0	0
Undervotes	0	0	0	0
Contest Totals	285	271	14	0

Statement of Votes Cast  
2025 Special Primary Election  
July 15, 2025

OFFICIAL RESULTS

County of Pima, State of Arizona

Precinct 048

---

REP U.S. Representative in Congress Congressional District 7

Vote For 1

	TOTAL	EARLY	POLLS	PROV
BUTIEREZ SR., DANIEL FRANCIS	44	37	7	0
RIVAS, JORGE	17	15	2	0
RODRIGUEZ, JIMMY	9	9	0	0
Write-In Totals	6	6	0	0
Not Assigned	6	6	0	0
Total Votes Cast	76	67	9	0
Overvotes	0	0	0	0
Undervotes	1	1	0	0
Contest Totals	77	68	9	0

LBT U.S. Representative in Congress Congressional District 7

Vote For 1

	TOTAL	EARLY	POLLS	PROV
Write-In Totals	2	2	0	0
Write-In: Invalid Write-in	1	1	0	0
Write-In: FERNANDEZ, ANDY	1	1	0	0
Not Assigned	0	0	0	0
Total Votes Cast	2	2	0	0
Overvotes	0	0	0	0
Undervotes	0	0	0	0
Contest Totals	2	2	0	0

GRN U.S. Representative in Congress Congressional District 7

Vote For 1

	TOTAL	EARLY	POLLS	PROV
Write-In Totals	1	1	0	0
Write-In: Invalid Write-in	1	1	0	0
Write-In: QUINTANA, EDUARDO	0	0	0	0
Write-In: SWING, GARY	0	0	0	0
Not Assigned	0	0	0	0
Total Votes Cast	1	1	0	0
Overvotes	0	0	0	0
Undervotes	0	0	0	0
Contest Totals	1	1	0	0

Precinct 048

---

NOL U.S. Representative in Congress Congressional District 7

Vote For 1

	TOTAL	EARLY	POLLS	PROV
Write-In Totals	2	2	0	0
Write-In: Invalid Write-in	2	2	0	0
Write-In: GRAYSON, RICHARD	0	0	0	0
Not Assigned	0	0	0	0
Total Votes Cast	2	2	0	0
Overvotes	0	0	0	0
Undervotes	0	0	0	0
Contest Totals	2	2	0	0

Statement of Votes Cast  
2025 Special Primary Election  
July 15, 2025

OFFICIAL RESULTS

County of Pima, State of Arizona

Precinct 050

Statistics	TOTAL	EARLY	POLLS	PROV
Registered Voters - Total	2,783			
Registered Voters - Democratic Party	1,317			
Registered Voters - Republican Party	329			
Registered Voters - Libertarian Party	12			
Registered Voters - Green Party	6			
Registered Voters - No Labels Party	21			
Ballots Cast - Total	487	466	20	1
Ballots Cast - Democratic Party	441	422	18	1
Ballots Cast - Republican Party	43	41	2	0
Ballots Cast - Libertarian Party	2	2	0	0
Ballots Cast - Green Party	0	0	0	0
Ballots Cast - No Labels Party	1	1	0	0
Ballots Cast - Blank	0	0	0	0
Voter Turnout - Total	17.50%			
Voter Turnout - Democratic Party	33.49%			
Voter Turnout - Republican Party	13.07%			
Voter Turnout - Libertarian Party	16.67%			
Voter Turnout - Green Party	0.00%			
Voter Turnout - No Labels Party	4.76%			

DEM U.S. Representative in Congress Congressional District 7

Vote For 1

	TOTAL	EARLY	POLLS	PROV
FOXX, DEJA	79	73	6	0
GRIJALVA, ADELITA	262	255	6	1
HARRIS SR., PATRICK	4	4	0	0
HERNANDEZ, DANIEL	91	85	6	0
MALVIDO JR., JOSE "MALVIDO"	1	1	0	0
Write-In Totals	2	2	0	0
Not Assigned	2	2	0	0
Total Votes Cast	439	420	18	1
Overvotes	2	2	0	0
Undervotes	0	0	0	0
Contest Totals	441	422	18	1

Statement of Votes Cast  
2025 Special Primary Election  
July 15, 2025

OFFICIAL RESULTS

County of Pima, State of Arizona

Precinct 050

---

REP U.S. Representative in Congress Congressional District 7

Vote For 1

	TOTAL	EARLY	POLLS	PROV
BUTIEREZ SR., DANIEL FRANCIS	28	27	1	0
RIVAS, JORGE	4	4	0	0
RODRIGUEZ, JIMMY	8	8	0	0
Write-In Totals	3	2	1	0
Not Assigned	3	2	1	0
Total Votes Cast	43	41	2	0
Overvotes	0	0	0	0
Undervotes	0	0	0	0
Contest Totals	43	41	2	0

LBT U.S. Representative in Congress Congressional District 7

Vote For 1

	TOTAL	EARLY	POLLS	PROV
Write-In Totals	2	2	0	0
Write-In: Invalid Write-in	2	2	0	0
Write-In: FERNANDEZ, ANDY	0	0	0	0
Not Assigned	0	0	0	0
Total Votes Cast	2	2	0	0
Overvotes	0	0	0	0
Undervotes	0	0	0	0
Contest Totals	2	2	0	0

GRN U.S. Representative in Congress Congressional District 7

Vote For 1

	TOTAL	EARLY	POLLS	PROV
Write-In Totals	0	0	0	0
Write-In: Invalid Write-in	0	0	0	0
Write-In: QUINTANA, EDUARDO	0	0	0	0
Write-In: SWING, GARY	0	0	0	0
Not Assigned	0	0	0	0
Total Votes Cast	0	0	0	0
Overvotes	0	0	0	0
Undervotes	0	0	0	0
Contest Totals	0	0	0	0

Precinct 050

---

NOL U.S. Representative in Congress Congressional District 7

Vote For 1

	TOTAL	EARLY	POLLS	PROV
Write-In Totals	1	1	0	0
Write-In: Invalid Write-in	1	1	0	0
Write-In: GRAYSON, RICHARD	0	0	0	0
Not Assigned	0	0	0	0
Total Votes Cast	1	1	0	0
Overvotes	0	0	0	0
Undervotes	0	0	0	0
Contest Totals	1	1	0	0

Statement of Votes Cast  
2025 Special Primary Election  
July 15, 2025

OFFICIAL RESULTS

County of Pima, State of Arizona

Precinct 051

Statistics	TOTAL	EARLY	POLLS	PROV
Registered Voters - Total	2,210			
Registered Voters - Democratic Party	1,059			
Registered Voters - Republican Party	261			
Registered Voters - Libertarian Party	9			
Registered Voters - Green Party	1			
Registered Voters - No Labels Party	16			
Ballots Cast - Total	345	312	33	0
Ballots Cast - Democratic Party	313	280	33	0
Ballots Cast - Republican Party	30	30	0	0
Ballots Cast - Libertarian Party	1	1	0	0
Ballots Cast - Green Party	0	0	0	0
Ballots Cast - No Labels Party	1	1	0	0
Ballots Cast - Blank	0	0	0	0
Voter Turnout - Total	15.61%			
Voter Turnout - Democratic Party	29.56%			
Voter Turnout - Republican Party	11.49%			
Voter Turnout - Libertarian Party	11.11%			
Voter Turnout - Green Party	0.00%			
Voter Turnout - No Labels Party	6.25%			

DEM U.S. Representative in Congress Congressional District 7

Vote For 1

	TOTAL	EARLY	POLLS	PROV
FOXX, DEJA	45	39	6	0
GRIJALVA, ADELITA	196	174	22	0
HARRIS SR., PATRICK	4	2	2	0
HERNANDEZ, DANIEL	64	61	3	0
MALVIDO JR., JOSE "MALVIDO"	2	2	0	0
Write-In Totals	1	1	0	0
Not Assigned	1	1	0	0
Total Votes Cast	312	279	33	0
Overvotes	1	1	0	0
Undervotes	0	0	0	0
Contest Totals	313	280	33	0



Statement of Votes Cast  
2025 Special Primary Election  
July 15, 2025

OFFICIAL RESULTS

County of Pima, State of Arizona

Precinct 051

---

REP U.S. Representative in Congress Congressional District 7

Vote For 1

	TOTAL	EARLY	POLLS	PROV
BUTIEREZ SR., DANIEL FRANCIS	17	17	0	0
RIVAS, JORGE	8	8	0	0
RODRIGUEZ, JIMMY	4	4	0	0
Write-In Totals	1	1	0	0
Not Assigned	1	1	0	0
Total Votes Cast	30	30	0	0
Overvotes	0	0	0	0
Undervotes	0	0	0	0
Contest Totals	30	30	0	0

LBT U.S. Representative in Congress Congressional District 7

Vote For 1

	TOTAL	EARLY	POLLS	PROV
Write-In Totals	1	1	0	0
Write-In: Invalid Write-in	1	1	0	0
Write-In: FERNANDEZ, ANDY	0	0	0	0
Not Assigned	0	0	0	0
Total Votes Cast	1	1	0	0
Overvotes	0	0	0	0
Undervotes	0	0	0	0
Contest Totals	1	1	0	0

GRN U.S. Representative in Congress Congressional District 7

Vote For 1

	TOTAL	EARLY	POLLS	PROV
Write-In Totals	0	0	0	0
Write-In: Invalid Write-in	0	0	0	0
Write-In: QUINTANA, EDUARDO	0	0	0	0
Write-In: SWING, GARY	0	0	0	0
Not Assigned	0	0	0	0
Total Votes Cast	0	0	0	0
Overvotes	0	0	0	0
Undervotes	0	0	0	0
Contest Totals	0	0	0	0

Precinct 051

---

NOL U.S. Representative in Congress Congressional District 7  
Vote For 1

	TOTAL	EARLY	POLLS	PROV
Write-In Totals	1	1	0	0
Write-In: Invalid Write-in	1	1	0	0
Write-In: GRAYSON, RICHARD	0	0	0	0
Not Assigned	0	0	0	0
Total Votes Cast	1	1	0	0
Overvotes	0	0	0	0
Undervotes	0	0	0	0
Contest Totals	1	1	0	0

Statement of Votes Cast  
2025 Special Primary Election  
July 15, 2025

OFFICIAL RESULTS

County of Pima, State of Arizona

Precinct 052

Statistics	TOTAL	EARLY	POLLS	PROV
Registered Voters - Total	2,556			
Registered Voters - Democratic Party	1,215			
Registered Voters - Republican Party	323			
Registered Voters - Libertarian Party	8			
Registered Voters - Green Party	4			
Registered Voters - No Labels Party	25			
Ballots Cast - Total	420	389	29	2
Ballots Cast - Democratic Party	375	349	25	1
Ballots Cast - Republican Party	42	38	3	1
Ballots Cast - Libertarian Party	2	1	1	0
Ballots Cast - Green Party	0	0	0	0
Ballots Cast - No Labels Party	1	1	0	0
Ballots Cast - Blank	2	2	0	0
Voter Turnout - Total	16.43%			
Voter Turnout - Democratic Party	30.86%			
Voter Turnout - Republican Party	13.00%			
Voter Turnout - Libertarian Party	25.00%			
Voter Turnout - Green Party	0.00%			
Voter Turnout - No Labels Party	4.00%			

DEM U.S. Representative in Congress Congressional District 7

Vote For 1

	TOTAL	EARLY	POLLS	PROV
FOXX, DEJA	65	60	5	0
GRIJALVA, ADELITA	216	201	14	1
HARRIS SR., PATRICK	6	5	1	0
HERNANDEZ, DANIEL	79	75	4	0
MALVIDO JR., JOSE "MALVIDO"	7	6	1	0
Write-In Totals	0	0	0	0
Not Assigned	0	0	0	0
Total Votes Cast	373	347	25	1
Overvotes	0	0	0	0
Undervotes	2	2	0	0
Contest Totals	375	349	25	1

Precinct 052

REP U.S. Representative in Congress Congressional District 7

	TOTAL	EARLY	POLLS	PROV
BUTIEREZ SR., DANIEL FRANCIS	26	24	2	0
RIVAS, JORGE	6	5	1	0
RODRIGUEZ, JIMMY	4	3	0	1
Write-In Totals	5	5	0	0
Not Assigned	5	5	0	0
Total Votes Cast	41	37	3	1
Overvotes	1	1	0	0
Undervotes	0	0	0	0
Contest Totals	42	38	3	1

LBT U.S. Representative in Congress Congressional District 7

	TOTAL	EARLY	POLLS	PROV
Write-In Totals	2	1	1	0
Write-In: Invalid Write-in	2	1	1	0
Write-In: FERNANDEZ, ANDY	0	0	0	0
Not Assigned	0	0	0	0
Total Votes Cast	2	1	1	0
Overvotes	0	0	0	0
Undervotes	0	0	0	0
Contest Totals	2	1	1	0

GRN U.S. Representative in Congress Congressional District 7

	TOTAL	EARLY	POLLS	PROV
Write-In Totals	0	0	0	0
Write-In: Invalid Write-in	0	0	0	0
Write-In: QUINTANA, EDUARDO	0	0	0	0
Write-In: SWING, GARY	0	0	0	0
Not Assigned	0	0	0	0
Total Votes Cast	0	0	0	0
Overvotes	0	0	0	0
Undervotes	0	0	0	0
Contest Totals	0	0	0	0

Precinct 052

---

NOL U.S. Representative in Congress Congressional District 7

Vote For 1

	TOTAL	EARLY	POLLS	PROV
Write-In Totals	1	1	0	0
Write-In: Invalid Write-in	1	1	0	0
Write-In: GRAYSON, RICHARD	0	0	0	0
Not Assigned	0	0	0	0
Total Votes Cast	1	1	0	0
Overvotes	0	0	0	0
Undervotes	0	0	0	0
Contest Totals	1	1	0	0

Statement of Votes Cast  
2025 Special Primary Election  
July 15, 2025

OFFICIAL RESULTS

County of Pima, State of Arizona

Precinct 053

Statistics	TOTAL	EARLY	POLLS	PROV
Registered Voters - Total	6,579			
Registered Voters - Democratic Party	2,832			
Registered Voters - Republican Party	923			
Registered Voters - Libertarian Party	27			
Registered Voters - Green Party	6			
Registered Voters - No Labels Party	73			
Ballots Cast - Total	882	834	46	2
Ballots Cast - Democratic Party	764	722	41	1
Ballots Cast - Republican Party	114	108	5	1
Ballots Cast - Libertarian Party	3	3	0	0
Ballots Cast - Green Party	0	0	0	0
Ballots Cast - No Labels Party	1	1	0	0
Ballots Cast - Blank	0	0	0	0
Voter Turnout - Total	13.41%			
Voter Turnout - Democratic Party	26.98%			
Voter Turnout - Republican Party	12.35%			
Voter Turnout - Libertarian Party	11.11%			
Voter Turnout - Green Party	0.00%			
Voter Turnout - No Labels Party	1.37%			

DEM U.S. Representative in Congress Congressional District 7

Vote For 1

	TOTAL	EARLY	POLLS	PROV
FOXX, DEJA	168	149	19	0
GRIJALVA, ADELITA	443	426	16	1
HARRIS SR., PATRICK	12	12	0	0
HERNANDEZ, DANIEL	131	127	4	0
MALVIDO JR., JOSE "MALVIDO"	8	7	1	0
Write-In Totals	1	0	1	0
Not Assigned	1	0	1	0
Total Votes Cast	763	721	41	1
Overvotes	1	1	0	0
Undervotes	0	0	0	0
Contest Totals	764	722	41	1

Statement of Votes Cast  
2025 Special Primary Election  
July 15, 2025

OFFICIAL RESULTS

County of Pima, State of Arizona

Precinct 053

---

REP U.S. Representative in Congress Congressional District 7

Vote For 1

	TOTAL	EARLY	POLLS	PROV
BUTIEREZ SR., DANIEL FRANCIS	62	58	3	1
RIVAS, JORGE	27	26	1	0
RODRIGUEZ, JIMMY	17	17	0	0
Write-In Totals	8	7	1	0
Not Assigned	8	7	1	0
Total Votes Cast	114	108	5	1
Overvotes	0	0	0	0
Undervotes	0	0	0	0
Contest Totals	114	108	5	1

LBT U.S. Representative in Congress Congressional District 7

Vote For 1

	TOTAL	EARLY	POLLS	PROV
Write-In Totals	3	3	0	0
Write-In: Invalid Write-in	3	3	0	0
Write-In: FERNANDEZ, ANDY	0	0	0	0
Not Assigned	0	0	0	0
Total Votes Cast	3	3	0	0
Overvotes	0	0	0	0
Undervotes	0	0	0	0
Contest Totals	3	3	0	0

GRN U.S. Representative in Congress Congressional District 7

Vote For 1

	TOTAL	EARLY	POLLS	PROV
Write-In Totals	0	0	0	0
Write-In: Invalid Write-in	0	0	0	0
Write-In: QUINTANA, EDUARDO	0	0	0	0
Write-In: SWING, GARY	0	0	0	0
Not Assigned	0	0	0	0
Total Votes Cast	0	0	0	0
Overvotes	0	0	0	0
Undervotes	0	0	0	0
Contest Totals	0	0	0	0

Precinct 053

---

NOL U.S. Representative in Congress Congressional District 7

Vote For 1

	TOTAL	EARLY	POLLS	PROV
Write-In Totals	1	1	0	0
Write-In: Invalid Write-in	1	1	0	0
Write-In: GRAYSON, RICHARD	0	0	0	0
Not Assigned	0	0	0	0
Total Votes Cast	1	1	0	0
Overvotes	0	0	0	0
Undervotes	0	0	0	0
Contest Totals	1	1	0	0



Statement of Votes Cast  
2025 Special Primary Election  
July 15, 2025

OFFICIAL RESULTS

County of Pima, State of Arizona

Precinct 059

Statistics	TOTAL	EARLY	POLLS	PROV
Registered Voters - Total	2,249			
Registered Voters - Democratic Party	1,058			
Registered Voters - Republican Party	363			
Registered Voters - Libertarian Party	10			
Registered Voters - Green Party	3			
Registered Voters - No Labels Party	24			
Ballots Cast - Total	446	422	24	0
Ballots Cast - Democratic Party	363	349	14	0
Ballots Cast - Republican Party	79	69	10	0
Ballots Cast - Libertarian Party	0	0	0	0
Ballots Cast - Green Party	2	2	0	0
Ballots Cast - No Labels Party	2	2	0	0
Ballots Cast - Blank	0	0	0	0
Voter Turnout - Total	19.83%			
Voter Turnout - Democratic Party	34.31%			
Voter Turnout - Republican Party	21.76%			
Voter Turnout - Libertarian Party	0.00%			
Voter Turnout - Green Party	66.67%			
Voter Turnout - No Labels Party	8.33%			

DEM U.S. Representative in Congress Congressional District 7

Vote For 1

	TOTAL	EARLY	POLLS	PROV
FOXX, DEJA	75	65	10	0
GRIJALVA, ADELITA	238	235	3	0
HARRIS SR., PATRICK	2	2	0	0
HERNANDEZ, DANIEL	46	45	1	0
MALVIDO JR., JOSE "MALVIDO"	0	0	0	0
Write-In Totals	1	1	0	0
Not Assigned	1	1	0	0
Total Votes Cast	362	348	14	0
Overvotes	1	1	0	0
Undervotes	0	0	0	0
Contest Totals	363	349	14	0

Statement of Votes Cast  
2025 Special Primary Election  
July 15, 2025

OFFICIAL RESULTS

County of Pima, State of Arizona

Precinct 059

---

REP U.S. Representative in Congress Congressional District 7

Vote For 1

	TOTAL	EARLY	POLLS	PROV
BUTIEREZ SR., DANIEL FRANCIS	41	34	7	0
RIVAS, JORGE	25	23	2	0
RODRIGUEZ, JIMMY	10	9	1	0
Write-In Totals	3	3	0	0
Not Assigned	3	3	0	0
Total Votes Cast	79	69	10	0
Overvotes	0	0	0	0
Undervotes	0	0	0	0
Contest Totals	79	69	10	0

LBT U.S. Representative in Congress Congressional District 7

Vote For 1

	TOTAL	EARLY	POLLS	PROV
Write-In Totals	0	0	0	0
Write-In: Invalid Write-in	0	0	0	0
Write-In: FERNANDEZ, ANDY	0	0	0	0
Not Assigned	0	0	0	0
Total Votes Cast	0	0	0	0
Overvotes	0	0	0	0
Undervotes	0	0	0	0
Contest Totals	0	0	0	0

GRN U.S. Representative in Congress Congressional District 7

Vote For 1

	TOTAL	EARLY	POLLS	PROV
Write-In Totals	2	2	0	0
Write-In: Invalid Write-in	1	1	0	0
Write-In: QUINTANA, EDUARDO	1	1	0	0
Write-In: SWING, GARY	0	0	0	0
Not Assigned	0	0	0	0
Total Votes Cast	2	2	0	0
Overvotes	0	0	0	0
Undervotes	0	0	0	0
Contest Totals	2	2	0	0

Precinct 059

---

NOL U.S. Representative in Congress Congressional District 7

Vote For 1

	TOTAL	EARLY	POLLS	PROV
Write-In Totals	2	2	0	0
Write-In: Invalid Write-in	2	2	0	0
Write-In: GRAYSON, RICHARD	0	0	0	0
Not Assigned	0	0	0	0
Total Votes Cast	2	2	0	0
Overvotes	0	0	0	0
Undervotes	0	0	0	0
Contest Totals	2	2	0	0

Statement of Votes Cast  
2025 Special Primary Election  
July 15, 2025

OFFICIAL RESULTS

County of Pima, State of Arizona

Precinct 060

Statistics	TOTAL	EARLY	POLLS	PROV
Registered Voters - Total	2,075			
Registered Voters - Democratic Party	620			
Registered Voters - Republican Party	631			
Registered Voters - Libertarian Party	23			
Registered Voters - Green Party	4			
Registered Voters - No Labels Party	23			
Ballots Cast - Total	424	354	67	3
Ballots Cast - Democratic Party	253	220	32	1
Ballots Cast - Republican Party	167	130	35	2
Ballots Cast - Libertarian Party	0	0	0	0
Ballots Cast - Green Party	1	1	0	0
Ballots Cast - No Labels Party	3	3	0	0
Ballots Cast - Blank	1	1	0	0
Voter Turnout - Total	20.43%			
Voter Turnout - Democratic Party	40.81%			
Voter Turnout - Republican Party	26.47%			
Voter Turnout - Libertarian Party	0.00%			
Voter Turnout - Green Party	25.00%			
Voter Turnout - No Labels Party	13.04%			

DEM U.S. Representative in Congress Congressional District 7

Vote For 1

	TOTAL	EARLY	POLLS	PROV
FOXX, DEJA	68	52	16	0
GRIJALVA, ADELITA	155	141	14	0
HARRIS SR., PATRICK	1	1	0	0
HERNANDEZ, DANIEL	25	22	2	1
MALVIDO JR., JOSE "MALVIDO"	2	2	0	0
Write-In Totals	1	1	0	0
Not Assigned	1	1	0	0
Total Votes Cast	252	219	32	1
Overvotes	0	0	0	0
Undervotes	1	1	0	0
Contest Totals	253	220	32	1

Statement of Votes Cast  
2025 Special Primary Election  
July 15, 2025

OFFICIAL RESULTS

County of Pima, State of Arizona

Precinct 060

---

REP U.S. Representative in Congress Congressional District 7

Vote For 1

	TOTAL	EARLY	POLLS	PROV
BUTIEREZ SR., DANIEL FRANCIS	123	89	32	2
RIVAS, JORGE	25	23	2	0
RODRIGUEZ, JIMMY	16	15	1	0
Write-In Totals	3	3	0	0
Not Assigned	3	3	0	0
Total Votes Cast	167	130	35	2
Overvotes	0	0	0	0
Undervotes	0	0	0	0
Contest Totals	167	130	35	2

LBT U.S. Representative in Congress Congressional District 7

Vote For 1

	TOTAL	EARLY	POLLS	PROV
Write-In Totals	0	0	0	0
Write-In: Invalid Write-in	0	0	0	0
Write-In: FERNANDEZ, ANDY	0	0	0	0
Not Assigned	0	0	0	0
Total Votes Cast	0	0	0	0
Overvotes	0	0	0	0
Undervotes	0	0	0	0
Contest Totals	0	0	0	0

GRN U.S. Representative in Congress Congressional District 7

Vote For 1

	TOTAL	EARLY	POLLS	PROV
Write-In Totals	1	1	0	0
Write-In: Invalid Write-in	1	1	0	0
Write-In: QUINTANA, EDUARDO	0	0	0	0
Write-In: SWING, GARY	0	0	0	0
Not Assigned	0	0	0	0
Total Votes Cast	1	1	0	0
Overvotes	0	0	0	0
Undervotes	0	0	0	0
Contest Totals	1	1	0	0

Precinct 060

---

NOL U.S. Representative in Congress Congressional District 7

Vote For 1

	TOTAL	EARLY	POLLS	PROV
Write-In Totals	3	3	0	0
Write-In: Invalid Write-in	3	3	0	0
Write-In: GRAYSON, RICHARD	0	0	0	0
Not Assigned	0	0	0	0
Total Votes Cast	3	3	0	0
Overvotes	0	0	0	0
Undervotes	0	0	0	0
Contest Totals	3	3	0	0

Statement of Votes Cast  
2025 Special Primary Election  
July 15, 2025

OFFICIAL RESULTS

County of Pima, State of Arizona

Precinct 062

Statistics	TOTAL	EARLY	POLLS	PROV
Registered Voters - Total	3,529			
Registered Voters - Democratic Party	1,229			
Registered Voters - Republican Party	528			
Registered Voters - Libertarian Party	19			
Registered Voters - Green Party	13			
Registered Voters - No Labels Party	17			
Ballots Cast - Total	234	209	24	1
Ballots Cast - Democratic Party	207	182	24	1
Ballots Cast - Republican Party	22	22	0	0
Ballots Cast - Libertarian Party	2	2	0	0
Ballots Cast - Green Party	2	2	0	0
Ballots Cast - No Labels Party	1	1	0	0
Ballots Cast - Blank	1	1	0	0
Voter Turnout - Total	6.63%			
Voter Turnout - Democratic Party	16.84%			
Voter Turnout - Republican Party	4.17%			
Voter Turnout - Libertarian Party	10.53%			
Voter Turnout - Green Party	15.38%			
Voter Turnout - No Labels Party	5.88%			

DEM U.S. Representative in Congress Congressional District 7

Vote For 1

	TOTAL	EARLY	POLLS	PROV
FOXX, DEJA	90	77	13	0
GRIJALVA, ADELITA	92	82	9	1
HARRIS SR., PATRICK	1	1	0	0
HERNANDEZ, DANIEL	19	17	2	0
MALVIDO JR., JOSE "MALVIDO"	4	4	0	0
Write-In Totals	0	0	0	0
Not Assigned	0	0	0	0
Total Votes Cast	206	181	24	1
Overvotes	0	0	0	0
Undervotes	1	1	0	0
Contest Totals	207	182	24	1

Statement of Votes Cast  
2025 Special Primary Election  
July 15, 2025

OFFICIAL RESULTS

County of Pima, State of Arizona

Precinct 062

---

REP U.S. Representative in Congress Congressional District 7

Vote For 1

	TOTAL	EARLY	POLLS	PROV
BUTIEREZ SR., DANIEL FRANCIS	10	10	0	0
RIVAS, JORGE	6	6	0	0
RODRIGUEZ, JIMMY	5	5	0	0
Write-In Totals	1	1	0	0
Not Assigned	1	1	0	0
Total Votes Cast	22	22	0	0
Overvotes	0	0	0	0
Undervotes	0	0	0	0
Contest Totals	22	22	0	0

LBT U.S. Representative in Congress Congressional District 7

Vote For 1

	TOTAL	EARLY	POLLS	PROV
Write-In Totals	2	2	0	0
Write-In: Invalid Write-in	2	2	0	0
Write-In: FERNANDEZ, ANDY	0	0	0	0
Not Assigned	0	0	0	0
Total Votes Cast	2	2	0	0
Overvotes	0	0	0	0
Undervotes	0	0	0	0
Contest Totals	2	2	0	0

GRN U.S. Representative in Congress Congressional District 7

Vote For 1

	TOTAL	EARLY	POLLS	PROV
Write-In Totals	2	2	0	0
Write-In: Invalid Write-in	1	1	0	0
Write-In: QUINTANA, EDUARDO	1	1	0	0
Write-In: SWING, GARY	0	0	0	0
Not Assigned	0	0	0	0
Total Votes Cast	2	2	0	0
Overvotes	0	0	0	0
Undervotes	0	0	0	0
Contest Totals	2	2	0	0



Precinct 062

---

NOL U.S. Representative in Congress Congressional District 7

Vote For 1

	TOTAL	EARLY	POLLS	PROV
Write-In Totals	1	1	0	0
Write-In: Invalid Write-in	1	1	0	0
Write-In: GRAYSON, RICHARD	0	0	0	0
Not Assigned	0	0	0	0
Total Votes Cast	1	1	0	0
Overvotes	0	0	0	0
Undervotes	0	0	0	0
Contest Totals	1	1	0	0

Statement of Votes Cast  
2025 Special Primary Election  
July 15, 2025

OFFICIAL RESULTS

County of Pima, State of Arizona

Precinct 063

Statistics	TOTAL	EARLY	POLLS	PROV
Registered Voters - Total	1,487			
Registered Voters - Democratic Party	879			
Registered Voters - Republican Party	205			
Registered Voters - Libertarian Party	10			
Registered Voters - Green Party	4			
Registered Voters - No Labels Party	8			
Ballots Cast - Total	608	574	32	2
Ballots Cast - Democratic Party	551	523	26	2
Ballots Cast - Republican Party	54	48	6	0
Ballots Cast - Libertarian Party	0	0	0	0
Ballots Cast - Green Party	2	2	0	0
Ballots Cast - No Labels Party	1	1	0	0
Ballots Cast - Blank	1	1	0	0
Voter Turnout - Total	40.89%			
Voter Turnout - Democratic Party	62.68%			
Voter Turnout - Republican Party	26.34%			
Voter Turnout - Libertarian Party	0.00%			
Voter Turnout - Green Party	50.00%			
Voter Turnout - No Labels Party	12.50%			

DEM U.S. Representative in Congress Congressional District 7

Vote For 1

	TOTAL	EARLY	POLLS	PROV
FOXX, DEJA	145	138	6	1
GRIJALVA, ADELITA	334	316	17	1
HARRIS SR., PATRICK	4	4	0	0
HERNANDEZ, DANIEL	54	51	3	0
MALVIDO JR., JOSE "MALVIDO"	11	11	0	0
Write-In Totals	1	1	0	0
Not Assigned	1	1	0	0
Total Votes Cast	549	521	26	2
Overvotes	1	1	0	0
Undervotes	1	1	0	0
Contest Totals	551	523	26	2

Statement of Votes Cast  
2025 Special Primary Election  
July 15, 2025

OFFICIAL RESULTS

County of Pima, State of Arizona

Precinct 063

---

REP U.S. Representative in Congress Congressional District 7

Vote For 1

	TOTAL	EARLY	POLLS	PROV
BUTIEREZ SR., DANIEL FRANCIS	31	26	5	0
RIVAS, JORGE	9	9	0	0
RODRIGUEZ, JIMMY	13	12	1	0
Write-In Totals	1	1	0	0
Not Assigned	1	1	0	0
Total Votes Cast	54	48	6	0
Overvotes	0	0	0	0
Undervotes	0	0	0	0
Contest Totals	54	48	6	0

LBT U.S. Representative in Congress Congressional District 7

Vote For 1

	TOTAL	EARLY	POLLS	PROV
Write-In Totals	0	0	0	0
Write-In: Invalid Write-in	0	0	0	0
Write-In: FERNANDEZ, ANDY	0	0	0	0
Not Assigned	0	0	0	0
Total Votes Cast	0	0	0	0
Overvotes	0	0	0	0
Undervotes	0	0	0	0
Contest Totals	0	0	0	0

GRN U.S. Representative in Congress Congressional District 7

Vote For 1

	TOTAL	EARLY	POLLS	PROV
Write-In Totals	2	2	0	0
Write-In: Invalid Write-in	1	1	0	0
Write-In: QUINTANA, EDUARDO	1	1	0	0
Write-In: SWING, GARY	0	0	0	0
Not Assigned	0	0	0	0
Total Votes Cast	2	2	0	0
Overvotes	0	0	0	0
Undervotes	0	0	0	0
Contest Totals	2	2	0	0

Precinct 063

---

NOL U.S. Representative in Congress Congressional District 7  
Vote For 1

	TOTAL	EARLY	POLLS	PROV
Write-In Totals	1	1	0	0
Write-In: Invalid Write-in	1	1	0	0
Write-In: GRAYSON, RICHARD	0	0	0	0
Not Assigned	0	0	0	0
Total Votes Cast	1	1	0	0
Overvotes	0	0	0	0
Undervotes	0	0	0	0
Contest Totals	1	1	0	0

Statement of Votes Cast  
2025 Special Primary Election  
July 15, 2025

OFFICIAL RESULTS

County of Pima, State of Arizona

Precinct 064

Statistics	TOTAL	EARLY	POLLS	PROV
Registered Voters - Total	2,466			
Registered Voters - Democratic Party	1,090			
Registered Voters - Republican Party	336			
Registered Voters - Libertarian Party	17			
Registered Voters - Green Party	4			
Registered Voters - No Labels Party	22			
Ballots Cast - Total	338	319	19	0
Ballots Cast - Democratic Party	294	279	15	0
Ballots Cast - Republican Party	41	37	4	0
Ballots Cast - Libertarian Party	2	2	0	0
Ballots Cast - Green Party	1	1	0	0
Ballots Cast - No Labels Party	0	0	0	0
Ballots Cast - Blank	0	0	0	0
Voter Turnout - Total	13.71%			
Voter Turnout - Democratic Party	26.97%			
Voter Turnout - Republican Party	12.20%			
Voter Turnout - Libertarian Party	11.76%			
Voter Turnout - Green Party	25.00%			
Voter Turnout - No Labels Party	0.00%			

DEM U.S. Representative in Congress Congressional District 7

Vote For 1

	TOTAL	EARLY	POLLS	PROV
FOXX, DEJA	76	70	6	0
GRIJALVA, ADELITA	168	160	8	0
HARRIS SR., PATRICK	4	4	0	0
HERNANDEZ, DANIEL	43	42	1	0
MALVIDO JR., JOSE "MALVIDO"	1	1	0	0
Write-In Totals	0	0	0	0
Not Assigned	0	0	0	0
Total Votes Cast	292	277	15	0
Overvotes	2	2	0	0
Undervotes	0	0	0	0
Contest Totals	294	279	15	0

Statement of Votes Cast  
2025 Special Primary Election  
July 15, 2025

OFFICIAL RESULTS

County of Pima, State of Arizona

Precinct 064

---

REP U.S. Representative in Congress Congressional District 7

Vote For 1

	TOTAL	EARLY	POLLS	PROV
BUTIEREZ SR., DANIEL FRANCIS	11	8	3	0
RIVAS, JORGE	15	14	1	0
RODRIGUEZ, JIMMY	8	8	0	0
Write-In Totals	7	7	0	0
Not Assigned	7	7	0	0
Total Votes Cast	41	37	4	0
Overvotes	0	0	0	0
Undervotes	0	0	0	0
Contest Totals	41	37	4	0

LBT U.S. Representative in Congress Congressional District 7

Vote For 1

	TOTAL	EARLY	POLLS	PROV
Write-In Totals	2	2	0	0
Write-In: Invalid Write-in	2	2	0	0
Write-In: FERNANDEZ, ANDY	0	0	0	0
Not Assigned	0	0	0	0
Total Votes Cast	2	2	0	0
Overvotes	0	0	0	0
Undervotes	0	0	0	0
Contest Totals	2	2	0	0

GRN U.S. Representative in Congress Congressional District 7

Vote For 1

	TOTAL	EARLY	POLLS	PROV
Write-In Totals	1	1	0	0
Write-In: Invalid Write-in	1	1	0	0
Write-In: QUINTANA, EDUARDO	0	0	0	0
Write-In: SWING, GARY	0	0	0	0
Not Assigned	0	0	0	0
Total Votes Cast	1	1	0	0
Overvotes	0	0	0	0
Undervotes	0	0	0	0
Contest Totals	1	1	0	0

Precinct 064

---

NOL U.S. Representative in Congress Congressional District 7

Vote For 1

	TOTAL	EARLY	POLLS	PROV
Write-In Totals	0	0	0	0
Write-In: Invalid Write-in	0	0	0	0
Write-In: GRAYSON, RICHARD	0	0	0	0
Not Assigned	0	0	0	0
Total Votes Cast	0	0	0	0
Overvotes	0	0	0	0
Undervotes	0	0	0	0
Contest Totals	0	0	0	0

Statement of Votes Cast  
2025 Special Primary Election  
July 15, 2025

OFFICIAL RESULTS

County of Pima, State of Arizona

Precinct 066

Statistics	TOTAL	EARLY	POLLS	PROV
Registered Voters - Total	3,517			
Registered Voters - Democratic Party	1,547			
Registered Voters - Republican Party	450			
Registered Voters - Libertarian Party	20			
Registered Voters - Green Party	6			
Registered Voters - No Labels Party	23			
Ballots Cast - Total	485	464	20	1
Ballots Cast - Democratic Party	426	406	19	1
Ballots Cast - Republican Party	54	53	1	0
Ballots Cast - Libertarian Party	3	3	0	0
Ballots Cast - Green Party	2	2	0	0
Ballots Cast - No Labels Party	0	0	0	0
Ballots Cast - Blank	2	2	0	0
Voter Turnout - Total	13.79%			
Voter Turnout - Democratic Party	27.54%			
Voter Turnout - Republican Party	12.00%			
Voter Turnout - Libertarian Party	15.00%			
Voter Turnout - Green Party	33.33%			
Voter Turnout - No Labels Party	0.00%			

DEM U.S. Representative in Congress Congressional District 7

Vote For 1

	TOTAL	EARLY	POLLS	PROV
FOXX, DEJA	106	98	8	0
GRIJALVA, ADELITA	225	214	10	1
HARRIS SR., PATRICK	1	1	0	0
HERNANDEZ, DANIEL	85	84	1	0
MALVIDO JR., JOSE "MALVIDO"	3	3	0	0
Write-In Totals	0	0	0	0
Not Assigned	0	0	0	0
Total Votes Cast	420	400	19	1
Overvotes	4	4	0	0
Undervotes	2	2	0	0
Contest Totals	426	406	19	1



Precinct 066

REP U.S. Representative in Congress Congressional District 7

	TOTAL	EARLY	POLLS	PROV
BUTIEREZ SR., DANIEL FRANCIS	33	32	1	0
RIVAS, JORGE	13	13	0	0
RODRIGUEZ, JIMMY	7	7	0	0
Write-In Totals	1	1	0	0
Not Assigned	1	1	0	0
Total Votes Cast	54	53	1	0
Overvotes	0	0	0	0
Undervotes	0	0	0	0
Contest Totals	54	53	1	0

LBT U.S. Representative in Congress Congressional District 7

	TOTAL	EARLY	POLLS	PROV
Write-In Totals	3	3	0	0
Write-In: Invalid Write-in	3	3	0	0
Write-In: FERNANDEZ, ANDY	0	0	0	0
Not Assigned	0	0	0	0
Total Votes Cast	3	3	0	0
Overvotes	0	0	0	0
Undervotes	0	0	0	0
Contest Totals	3	3	0	0

GRN U.S. Representative in Congress Congressional District 7

	TOTAL	EARLY	POLLS	PROV
Write-In Totals	2	2	0	0
Write-In: Invalid Write-in	1	1	0	0
Write-In: QUINTANA, EDUARDO	1	1	0	0
Write-In: SWING, GARY	0	0	0	0
Not Assigned	0	0	0	0
Total Votes Cast	2	2	0	0
Overvotes	0	0	0	0
Undervotes	0	0	0	0
Contest Totals	2	2	0	0

Precinct 066

---

NOL U.S. Representative in Congress Congressional District 7

Vote For 1

	TOTAL	EARLY	POLLS	PROV
Write-In Totals	0	0	0	0
Write-In: Invalid Write-in	0	0	0	0
Write-In: GRAYSON, RICHARD	0	0	0	0
Not Assigned	0	0	0	0
Total Votes Cast	0	0	0	0
Overvotes	0	0	0	0
Undervotes	0	0	0	0
Contest Totals	0	0	0	0

Statement of Votes Cast  
2025 Special Primary Election  
July 15, 2025

OFFICIAL RESULTS

County of Pima, State of Arizona

Precinct 068

Statistics	TOTAL	EARLY	POLLS	PROV
Registered Voters - Total	1,513			
Registered Voters - Democratic Party	819			
Registered Voters - Republican Party	212			
Registered Voters - Libertarian Party	8			
Registered Voters - Green Party	3			
Registered Voters - No Labels Party	12			
Ballots Cast - Total	510	482	27	1
Ballots Cast - Democratic Party	450	429	20	1
Ballots Cast - Republican Party	59	53	6	0
Ballots Cast - Libertarian Party	1	0	1	0
Ballots Cast - Green Party	0	0	0	0
Ballots Cast - No Labels Party	0	0	0	0
Ballots Cast - Blank	4	4	0	0
Voter Turnout - Total	33.71%			
Voter Turnout - Democratic Party	54.95%			
Voter Turnout - Republican Party	27.83%			
Voter Turnout - Libertarian Party	12.50%			
Voter Turnout - Green Party	0.00%			
Voter Turnout - No Labels Party	0.00%			

DEM U.S. Representative in Congress Congressional District 7

Vote For 1

	TOTAL	EARLY	POLLS	PROV
FOXX, DEJA	143	133	9	1
GRIJALVA, ADELITA	259	250	9	0
HARRIS SR., PATRICK	6	6	0	0
HERNANDEZ, DANIEL	40	38	2	0
MALVIDO JR., JOSE "MALVIDO"	1	1	0	0
Write-In Totals	0	0	0	0
Not Assigned	0	0	0	0
Total Votes Cast	449	428	20	1
Overvotes	0	0	0	0
Undervotes	1	1	0	0
Contest Totals	450	429	20	1

Precinct 068

REP U.S. Representative in Congress Congressional District 7

	TOTAL	EARLY	POLLS	PROV
BUTIEREZ SR., DANIEL FRANCIS	30	28	2	0
RIVAS, JORGE	13	11	2	0
RODRIGUEZ, JIMMY	10	9	1	0
Write-In Totals	3	2	1	0
Not Assigned	3	2	1	0
Total Votes Cast	56	50	6	0
Overvotes	0	0	0	0
Undervotes	3	3	0	0
Contest Totals	59	53	6	0

LBT U.S. Representative in Congress Congressional District 7

	TOTAL	EARLY	POLLS	PROV
Write-In Totals	1	0	1	0
Write-In: Invalid Write-in	1	0	1	0
Write-In: FERNANDEZ, ANDY	0	0	0	0
Not Assigned	0	0	0	0
Total Votes Cast	1	0	1	0
Overvotes	0	0	0	0
Undervotes	0	0	0	0
Contest Totals	1	0	1	0

GRN U.S. Representative in Congress Congressional District 7

	TOTAL	EARLY	POLLS	PROV
Write-In Totals	0	0	0	0
Write-In: Invalid Write-in	0	0	0	0
Write-In: QUINTANA, EDUARDO	0	0	0	0
Write-In: SWING, GARY	0	0	0	0
Not Assigned	0	0	0	0
Total Votes Cast	0	0	0	0
Overvotes	0	0	0	0
Undervotes	0	0	0	0
Contest Totals	0	0	0	0

Precinct 068

---

NOL U.S. Representative in Congress Congressional District 7

Vote For 1

	TOTAL	EARLY	POLLS	PROV
Write-In Totals	0	0	0	0
Write-In: Invalid Write-in	0	0	0	0
Write-In: GRAYSON, RICHARD	0	0	0	0
Not Assigned	0	0	0	0
Total Votes Cast	0	0	0	0
Overvotes	0	0	0	0
Undervotes	0	0	0	0
Contest Totals	0	0	0	0

Statement of Votes Cast  
2025 Special Primary Election  
July 15, 2025

OFFICIAL RESULTS

County of Pima, State of Arizona

Precinct 070

Statistics	TOTAL	EARLY	POLLS	PROV
Registered Voters - Total	754			
Registered Voters - Democratic Party	258			
Registered Voters - Republican Party	248			
Registered Voters - Libertarian Party	5			
Registered Voters - Green Party	1			
Registered Voters - No Labels Party	2			
Ballots Cast - Total	231	203	27	1
Ballots Cast - Democratic Party	156	144	11	1
Ballots Cast - Republican Party	75	59	16	0
Ballots Cast - Libertarian Party	0	0	0	0
Ballots Cast - Green Party	0	0	0	0
Ballots Cast - No Labels Party	0	0	0	0
Ballots Cast - Blank	0	0	0	0
Voter Turnout - Total	30.64%			
Voter Turnout - Democratic Party	60.47%			
Voter Turnout - Republican Party	30.24%			
Voter Turnout - Libertarian Party	0.00%			
Voter Turnout - Green Party	0.00%			
Voter Turnout - No Labels Party	0.00%			

DEM U.S. Representative in Congress Congressional District 7

Vote For 1

	TOTAL	EARLY	POLLS	PROV
FOXX, DEJA	16	11	5	0
GRIJALVA, ADELITA	123	118	5	0
HARRIS SR., PATRICK	2	2	0	0
HERNANDEZ, DANIEL	10	10	0	0
MALVIDO JR., JOSE "MALVIDO"	4	2	1	1
Write-In Totals	1	1	0	0
Not Assigned	1	1	0	0
Total Votes Cast	156	144	11	1
Overvotes	0	0	0	0
Undervotes	0	0	0	0
Contest Totals	156	144	11	1

Statement of Votes Cast  
2025 Special Primary Election  
July 15, 2025

OFFICIAL RESULTS

County of Pima, State of Arizona

Precinct 070

---

REP U.S. Representative in Congress Congressional District 7

Vote For 1

	TOTAL	EARLY	POLLS	PROV
BUTIEREZ SR., DANIEL FRANCIS	45	37	8	0
RIVAS, JORGE	19	13	6	0
RODRIGUEZ, JIMMY	7	5	2	0
Write-In Totals	4	4	0	0
Not Assigned	4	4	0	0
Total Votes Cast	75	59	16	0
Overvotes	0	0	0	0
Undervotes	0	0	0	0
Contest Totals	75	59	16	0

LBT U.S. Representative in Congress Congressional District 7

Vote For 1

	TOTAL	EARLY	POLLS	PROV
Write-In Totals	0	0	0	0
Write-In: Invalid Write-in	0	0	0	0
Write-In: FERNANDEZ, ANDY	0	0	0	0
Not Assigned	0	0	0	0
Total Votes Cast	0	0	0	0
Overvotes	0	0	0	0
Undervotes	0	0	0	0
Contest Totals	0	0	0	0

GRN U.S. Representative in Congress Congressional District 7

Vote For 1

	TOTAL	EARLY	POLLS	PROV
Write-In Totals	0	0	0	0
Write-In: Invalid Write-in	0	0	0	0
Write-In: QUINTANA, EDUARDO	0	0	0	0
Write-In: SWING, GARY	0	0	0	0
Not Assigned	0	0	0	0
Total Votes Cast	0	0	0	0
Overvotes	0	0	0	0
Undervotes	0	0	0	0
Contest Totals	0	0	0	0

Precinct 070

---

NOL U.S. Representative in Congress Congressional District 7  
Vote For 1

	TOTAL	EARLY	POLLS	PROV
Write-In Totals	0	0	0	0
Write-In: Invalid Write-in	0	0	0	0
Write-In: GRAYSON, RICHARD	0	0	0	0
Not Assigned	0	0	0	0
Total Votes Cast	0	0	0	0
Overvotes	0	0	0	0
Undervotes	0	0	0	0
Contest Totals	0	0	0	0



Statement of Votes Cast  
2025 Special Primary Election  
July 15, 2025

OFFICIAL RESULTS

County of Pima, State of Arizona

Precinct 071

Statistics	TOTAL	EARLY	POLLS	PROV
Registered Voters - Total	198			
Registered Voters - Democratic Party	112			
Registered Voters - Republican Party	14			
Registered Voters - Libertarian Party	0			
Registered Voters - Green Party	0			
Registered Voters - No Labels Party	2			
Ballots Cast - Total	47	27	20	0
Ballots Cast - Democratic Party	47	27	20	0
Ballots Cast - Republican Party	0	0	0	0
Ballots Cast - Libertarian Party	0	0	0	0
Ballots Cast - Green Party	0	0	0	0
Ballots Cast - No Labels Party	0	0	0	0
Ballots Cast - Blank	0	0	0	0
Voter Turnout - Total	23.74%			
Voter Turnout - Democratic Party	41.96%			
Voter Turnout - Republican Party	0.00%			
Voter Turnout - Libertarian Party	0.00%			
Voter Turnout - Green Party	0.00%			
Voter Turnout - No Labels Party	0.00%			

DEM U.S. Representative in Congress Congressional District 7

Vote For 1

	TOTAL	EARLY	POLLS	PROV
FOXX, DEJA	5	1	4	0
GRIJALVA, ADELITA	39	24	15	0
HARRIS SR., PATRICK	0	0	0	0
HERNANDEZ, DANIEL	2	2	0	0
MALVIDO JR., JOSE "MALVIDO"	1	0	1	0
Write-In Totals	0	0	0	0
Not Assigned	0	0	0	0
Total Votes Cast	47	27	20	0
Overvotes	0	0	0	0
Undervotes	0	0	0	0
Contest Totals	47	27	20	0

Statement of Votes Cast  
2025 Special Primary Election  
July 15, 2025

OFFICIAL RESULTS

County of Pima, State of Arizona

Precinct 071

---

REP U.S. Representative in Congress Congressional District 7

Vote For 1

	TOTAL	EARLY	POLLS	PROV
BUTIEREZ SR., DANIEL FRANCIS	0	0	0	0
RIVAS, JORGE	0	0	0	0
RODRIGUEZ, JIMMY	0	0	0	0
Write-In Totals	0	0	0	0
Not Assigned	0	0	0	0
Total Votes Cast	0	0	0	0
Overvotes	0	0	0	0
Undervotes	0	0	0	0
Contest Totals	0	0	0	0

LBT U.S. Representative in Congress Congressional District 7

Vote For 1

	TOTAL	EARLY	POLLS	PROV
Write-In Totals	0	0	0	0
Write-In: Invalid Write-in	0	0	0	0
Write-In: FERNANDEZ, ANDY	0	0	0	0
Not Assigned	0	0	0	0
Total Votes Cast	0	0	0	0
Overvotes	0	0	0	0
Undervotes	0	0	0	0
Contest Totals	0	0	0	0

GRN U.S. Representative in Congress Congressional District 7

Vote For 1

	TOTAL	EARLY	POLLS	PROV
Write-In Totals	0	0	0	0
Write-In: Invalid Write-in	0	0	0	0
Write-In: QUINTANA, EDUARDO	0	0	0	0
Write-In: SWING, GARY	0	0	0	0
Not Assigned	0	0	0	0
Total Votes Cast	0	0	0	0
Overvotes	0	0	0	0
Undervotes	0	0	0	0
Contest Totals	0	0	0	0

Precinct 071

---

NOL U.S. Representative in Congress Congressional District 7

Vote For 1

	TOTAL	EARLY	POLLS	PROV
Write-In Totals	0	0	0	0
Write-In: Invalid Write-in	0	0	0	0
Write-In: GRAYSON, RICHARD	0	0	0	0
Not Assigned	0	0	0	0
Total Votes Cast	0	0	0	0
Overvotes	0	0	0	0
Undervotes	0	0	0	0
Contest Totals	0	0	0	0

Statement of Votes Cast  
2025 Special Primary Election  
July 15, 2025

OFFICIAL RESULTS

County of Pima, State of Arizona

Precinct 073

Statistics	TOTAL	EARLY	POLLS	PROV
Registered Voters - Total	2,757			
Registered Voters - Democratic Party	1,617			
Registered Voters - Republican Party	308			
Registered Voters - Libertarian Party	22			
Registered Voters - Green Party	10			
Registered Voters - No Labels Party	19			
Ballots Cast - Total	1,048	1,002	45	1
Ballots Cast - Democratic Party	959	918	40	1
Ballots Cast - Republican Party	81	77	4	0
Ballots Cast - Libertarian Party	4	4	0	0
Ballots Cast - Green Party	2	2	0	0
Ballots Cast - No Labels Party	2	1	1	0
Ballots Cast - Blank	0	0	0	0
Voter Turnout - Total	38.01%			
Voter Turnout - Democratic Party	59.31%			
Voter Turnout - Republican Party	26.30%			
Voter Turnout - Libertarian Party	18.18%			
Voter Turnout - Green Party	20.00%			
Voter Turnout - No Labels Party	10.53%			

DEM U.S. Representative in Congress Congressional District 7

Vote For 1

	TOTAL	EARLY	POLLS	PROV
FOXX, DEJA	271	260	11	0
GRIJALVA, ADELITA	569	542	26	1
HARRIS SR., PATRICK	14	14	0	0
HERNANDEZ, DANIEL	93	90	3	0
MALVIDO JR., JOSE "MALVIDO"	11	11	0	0
Write-In Totals	1	1	0	0
Not Assigned	1	1	0	0
Total Votes Cast	959	918	40	1
Overvotes	0	0	0	0
Undervotes	0	0	0	0
Contest Totals	959	918	40	1

Statement of Votes Cast  
2025 Special Primary Election  
July 15, 2025

OFFICIAL RESULTS

County of Pima, State of Arizona

Precinct 073

---

REP U.S. Representative in Congress Congressional District 7

Vote For 1

	TOTAL	EARLY	POLLS	PROV
BUTIEREZ SR., DANIEL FRANCIS	43	41	2	0
RIVAS, JORGE	20	18	2	0
RODRIGUEZ, JIMMY	11	11	0	0
Write-In Totals	7	7	0	0
Not Assigned	7	7	0	0
Total Votes Cast	81	77	4	0
Overvotes	0	0	0	0
Undervotes	0	0	0	0
Contest Totals	81	77	4	0

LBT U.S. Representative in Congress Congressional District 7

Vote For 1

	TOTAL	EARLY	POLLS	PROV
Write-In Totals	4	4	0	0
Write-In: Invalid Write-in	4	4	0	0
Write-In: FERNANDEZ, ANDY	0	0	0	0
Not Assigned	0	0	0	0
Total Votes Cast	4	4	0	0
Overvotes	0	0	0	0
Undervotes	0	0	0	0
Contest Totals	4	4	0	0

GRN U.S. Representative in Congress Congressional District 7

Vote For 1

	TOTAL	EARLY	POLLS	PROV
Write-In Totals	2	2	0	0
Write-In: Invalid Write-in	2	2	0	0
Write-In: QUINTANA, EDUARDO	0	0	0	0
Write-In: SWING, GARY	0	0	0	0
Not Assigned	0	0	0	0
Total Votes Cast	2	2	0	0
Overvotes	0	0	0	0
Undervotes	0	0	0	0
Contest Totals	2	2	0	0

Precinct 073

---

NOL U.S. Representative in Congress Congressional District 7

Vote For 1

	TOTAL	EARLY	POLLS	PROV
Write-In Totals	2	1	1	0
Write-In: Invalid Write-in	2	1	1	0
Write-In: GRAYSON, RICHARD	0	0	0	0
Not Assigned	0	0	0	0
Total Votes Cast	2	1	1	0
Overvotes	0	0	0	0
Undervotes	0	0	0	0
Contest Totals	2	1	1	0

Statement of Votes Cast  
2025 Special Primary Election  
July 15, 2025

OFFICIAL RESULTS

County of Pima, State of Arizona

Precinct 076

Statistics	TOTAL	EARLY	POLLS	PROV
Registered Voters - Total	413			
Registered Voters - Democratic Party	257			
Registered Voters - Republican Party	22			
Registered Voters - Libertarian Party	0			
Registered Voters - Green Party	0			
Registered Voters - No Labels Party	1			
Ballots Cast - Total	87	56	31	0
Ballots Cast - Democratic Party	84	54	30	0
Ballots Cast - Republican Party	3	2	1	0
Ballots Cast - Libertarian Party	0	0	0	0
Ballots Cast - Green Party	0	0	0	0
Ballots Cast - No Labels Party	0	0	0	0
Ballots Cast - Blank	0	0	0	0
Voter Turnout - Total	21.07%			
Voter Turnout - Democratic Party	32.68%			
Voter Turnout - Republican Party	13.64%			
Voter Turnout - Libertarian Party	0.00%			
Voter Turnout - Green Party	0.00%			
Voter Turnout - No Labels Party	0.00%			

DEM U.S. Representative in Congress Congressional District 7

Vote For 1

	TOTAL	EARLY	POLLS	PROV
FOXX, DEJA	5	3	2	0
GRIJALVA, ADELITA	75	48	27	0
HARRIS SR., PATRICK	0	0	0	0
HERNANDEZ, DANIEL	2	2	0	0
MALVIDO JR., JOSE "MALVIDO"	2	1	1	0
Write-In Totals	0	0	0	0
Not Assigned	0	0	0	0
Total Votes Cast	84	54	30	0
Overvotes	0	0	0	0
Undervotes	0	0	0	0
Contest Totals	84	54	30	0

Statement of Votes Cast  
2025 Special Primary Election  
July 15, 2025

OFFICIAL RESULTS

County of Pima, State of Arizona

Precinct 076

---

REP U.S. Representative in Congress Congressional District 7

Vote For 1

	TOTAL	EARLY	POLLS	PROV
BUTIEREZ SR., DANIEL FRANCIS	2	1	1	0
RIVAS, JORGE	1	1	0	0
RODRIGUEZ, JIMMY	0	0	0	0
Write-In Totals	0	0	0	0
Not Assigned	0	0	0	0
Total Votes Cast	3	2	1	0
Overvotes	0	0	0	0
Undervotes	0	0	0	0
Contest Totals	3	2	1	0

LBT U.S. Representative in Congress Congressional District 7

Vote For 1

	TOTAL	EARLY	POLLS	PROV
Write-In Totals	0	0	0	0
Write-In: Invalid Write-in	0	0	0	0
Write-In: FERNANDEZ, ANDY	0	0	0	0
Not Assigned	0	0	0	0
Total Votes Cast	0	0	0	0
Overvotes	0	0	0	0
Undervotes	0	0	0	0
Contest Totals	0	0	0	0

GRN U.S. Representative in Congress Congressional District 7

Vote For 1

	TOTAL	EARLY	POLLS	PROV
Write-In Totals	0	0	0	0
Write-In: Invalid Write-in	0	0	0	0
Write-In: QUINTANA, EDUARDO	0	0	0	0
Write-In: SWING, GARY	0	0	0	0
Not Assigned	0	0	0	0
Total Votes Cast	0	0	0	0
Overvotes	0	0	0	0
Undervotes	0	0	0	0
Contest Totals	0	0	0	0



Precinct 076

---

NOL U.S. Representative in Congress Congressional District 7

Vote For 1

	TOTAL	EARLY	POLLS	PROV
Write-In Totals	0	0	0	0
Write-In: Invalid Write-in	0	0	0	0
Write-In: GRAYSON, RICHARD	0	0	0	0
Not Assigned	0	0	0	0
Total Votes Cast	0	0	0	0
Overvotes	0	0	0	0
Undervotes	0	0	0	0
Contest Totals	0	0	0	0

Statement of Votes Cast  
2025 Special Primary Election  
July 15, 2025

OFFICIAL RESULTS

County of Pima, State of Arizona

Precinct 078

Statistics	TOTAL	EARLY	POLLS	PROV
Registered Voters - Total	1,843			
Registered Voters - Democratic Party	1,090			
Registered Voters - Republican Party	217			
Registered Voters - Libertarian Party	8			
Registered Voters - Green Party	4			
Registered Voters - No Labels Party	10			
Ballots Cast - Total	634	609	25	0
Ballots Cast - Democratic Party	588	564	24	0
Ballots Cast - Republican Party	42	41	1	0
Ballots Cast - Libertarian Party	1	1	0	0
Ballots Cast - Green Party	2	2	0	0
Ballots Cast - No Labels Party	1	1	0	0
Ballots Cast - Blank	1	1	0	0
Voter Turnout - Total	34.40%			
Voter Turnout - Democratic Party	53.94%			
Voter Turnout - Republican Party	19.35%			
Voter Turnout - Libertarian Party	12.50%			
Voter Turnout - Green Party	50.00%			
Voter Turnout - No Labels Party	10.00%			

DEM U.S. Representative in Congress Congressional District 7

Vote For 1

	TOTAL	EARLY	POLLS	PROV
FOXX, DEJA	165	161	4	0
GRIJALVA, ADELITA	349	334	15	0
HARRIS SR., PATRICK	8	8	0	0
HERNANDEZ, DANIEL	48	44	4	0
MALVIDO JR., JOSE "MALVIDO"	18	17	1	0
Write-In Totals	0	0	0	0
Not Assigned	0	0	0	0
Total Votes Cast	588	564	24	0
Overvotes	0	0	0	0
Undervotes	0	0	0	0
Contest Totals	588	564	24	0

Statement of Votes Cast  
2025 Special Primary Election  
July 15, 2025

OFFICIAL RESULTS

County of Pima, State of Arizona

Precinct 078

---

REP U.S. Representative in Congress Congressional District 7

Vote For 1

	TOTAL	EARLY	POLLS	PROV
BUTIEREZ SR., DANIEL FRANCIS	23	22	1	0
RIVAS, JORGE	7	7	0	0
RODRIGUEZ, JIMMY	8	8	0	0
Write-In Totals	3	3	0	0
Not Assigned	3	3	0	0
Total Votes Cast	41	40	1	0
Overvotes	0	0	0	0
Undervotes	1	1	0	0
Contest Totals	42	41	1	0

LBT U.S. Representative in Congress Congressional District 7

Vote For 1

	TOTAL	EARLY	POLLS	PROV
Write-In Totals	1	1	0	0
Write-In: Invalid Write-in	1	1	0	0
Write-In: FERNANDEZ, ANDY	0	0	0	0
Not Assigned	0	0	0	0
Total Votes Cast	1	1	0	0
Overvotes	0	0	0	0
Undervotes	0	0	0	0
Contest Totals	1	1	0	0

GRN U.S. Representative in Congress Congressional District 7

Vote For 1

	TOTAL	EARLY	POLLS	PROV
Write-In Totals	2	2	0	0
Write-In: Invalid Write-in	1	1	0	0
Write-In: QUINTANA, EDUARDO	1	1	0	0
Write-In: SWING, GARY	0	0	0	0
Not Assigned	0	0	0	0
Total Votes Cast	2	2	0	0
Overvotes	0	0	0	0
Undervotes	0	0	0	0
Contest Totals	2	2	0	0

Precinct 078

---

NOL U.S. Representative in Congress Congressional District 7

Vote For 1

	TOTAL	EARLY	POLLS	PROV
Write-In Totals	1	1	0	0
Write-In: Invalid Write-in	1	1	0	0
Write-In: GRAYSON, RICHARD	0	0	0	0
Not Assigned	0	0	0	0
Total Votes Cast	1	1	0	0
Overvotes	0	0	0	0
Undervotes	0	0	0	0
Contest Totals	1	1	0	0

Statement of Votes Cast  
2025 Special Primary Election  
July 15, 2025

OFFICIAL RESULTS

County of Pima, State of Arizona

Precinct 080

Statistics	TOTAL	EARLY	POLLS	PROV
Registered Voters - Total	2,796			
Registered Voters - Democratic Party	1,471			
Registered Voters - Republican Party	386			
Registered Voters - Libertarian Party	23			
Registered Voters - Green Party	9			
Registered Voters - No Labels Party	9			
Ballots Cast - Total	892	841	48	3
Ballots Cast - Democratic Party	790	748	40	2
Ballots Cast - Republican Party	97	90	6	1
Ballots Cast - Libertarian Party	1	1	0	0
Ballots Cast - Green Party	2	2	0	0
Ballots Cast - No Labels Party	2	0	2	0
Ballots Cast - Blank	2	1	1	0
Voter Turnout - Total	31.90%			
Voter Turnout - Democratic Party	53.70%			
Voter Turnout - Republican Party	25.13%			
Voter Turnout - Libertarian Party	4.35%			
Voter Turnout - Green Party	22.22%			
Voter Turnout - No Labels Party	22.22%			

DEM U.S. Representative in Congress Congressional District 7

Vote For 1

	TOTAL	EARLY	POLLS	PROV
FOXX, DEJA	232	210	20	2
GRIJALVA, ADELITA	426	407	19	0
HARRIS SR., PATRICK	11	11	0	0
HERNANDEZ, DANIEL	111	110	1	0
MALVIDO JR., JOSE "MALVIDO"	7	7	0	0
Write-In Totals	2	2	0	0
Not Assigned	2	2	0	0
Total Votes Cast	789	747	40	2
Overvotes	0	0	0	0
Undervotes	1	1	0	0
Contest Totals	790	748	40	2

Statement of Votes Cast  
2025 Special Primary Election  
July 15, 2025

OFFICIAL RESULTS

County of Pima, State of Arizona

Precinct 080

---

REP U.S. Representative in Congress Congressional District 7

Vote For 1

	TOTAL	EARLY	POLLS	PROV
BUTIEREZ SR., DANIEL FRANCIS	46	40	5	1
RIVAS, JORGE	31	31	0	0
RODRIGUEZ, JIMMY	19	18	1	0
Write-In Totals	1	1	0	0
Not Assigned	1	1	0	0
Total Votes Cast	97	90	6	1
Overvotes	0	0	0	0
Undervotes	0	0	0	0
Contest Totals	97	90	6	1

LBT U.S. Representative in Congress Congressional District 7

Vote For 1

	TOTAL	EARLY	POLLS	PROV
Write-In Totals	1	1	0	0
Write-In: Invalid Write-in	1	1	0	0
Write-In: FERNANDEZ, ANDY	0	0	0	0
Not Assigned	0	0	0	0
Total Votes Cast	1	1	0	0
Overvotes	0	0	0	0
Undervotes	0	0	0	0
Contest Totals	1	1	0	0

GRN U.S. Representative in Congress Congressional District 7

Vote For 1

	TOTAL	EARLY	POLLS	PROV
Write-In Totals	2	2	0	0
Write-In: Invalid Write-in	0	0	0	0
Write-In: QUINTANA, EDUARDO	2	2	0	0
Write-In: SWING, GARY	0	0	0	0
Not Assigned	0	0	0	0
Total Votes Cast	2	2	0	0
Overvotes	0	0	0	0
Undervotes	0	0	0	0
Contest Totals	2	2	0	0

Precinct 080

---

NOL U.S. Representative in Congress Congressional District 7

Vote For 1

	TOTAL	EARLY	POLLS	PROV
Write-In Totals	1	0	1	0
Write-In: Invalid Write-in	1	0	1	0
Write-In: GRAYSON, RICHARD	0	0	0	0
Not Assigned	0	0	0	0
Total Votes Cast	1	0	1	0
Overvotes	0	0	0	0
Undervotes	1	0	1	0
Contest Totals	2	0	2	0

Statement of Votes Cast  
2025 Special Primary Election  
July 15, 2025

OFFICIAL RESULTS

County of Pima, State of Arizona

Precinct 082

Statistics	TOTAL	EARLY	POLLS	PROV
Registered Voters - Total	2,310			
Registered Voters - Democratic Party	1,374			
Registered Voters - Republican Party	285			
Registered Voters - Libertarian Party	22			
Registered Voters - Green Party	7			
Registered Voters - No Labels Party	12			
Ballots Cast - Total	888	830	58	0
Ballots Cast - Democratic Party	829	777	52	0
Ballots Cast - Republican Party	57	51	6	0
Ballots Cast - Libertarian Party	0	0	0	0
Ballots Cast - Green Party	1	1	0	0
Ballots Cast - No Labels Party	1	1	0	0
Ballots Cast - Blank	1	1	0	0
Voter Turnout - Total	38.44%			
Voter Turnout - Democratic Party	60.33%			
Voter Turnout - Republican Party	20.00%			
Voter Turnout - Libertarian Party	0.00%			
Voter Turnout - Green Party	14.29%			
Voter Turnout - No Labels Party	8.33%			

DEM U.S. Representative in Congress Congressional District 7

Vote For 1

	TOTAL	EARLY	POLLS	PROV
FOXX, DEJA	233	216	17	0
GRIJALVA, ADELITA	506	472	34	0
HARRIS SR., PATRICK	8	8	0	0
HERNANDEZ, DANIEL	74	73	1	0
MALVIDO JR., JOSE "MALVIDO"	7	7	0	0
Write-In Totals	1	1	0	0
Not Assigned	1	1	0	0
Total Votes Cast	829	777	52	0
Overvotes	0	0	0	0
Undervotes	0	0	0	0
Contest Totals	829	777	52	0



Precinct 082

REP U.S. Representative in Congress Congressional District 7

Vote For 1	TOTAL	EARLY	POLLS	PROV
BUTIEREZ SR., DANIEL FRANCIS	32	27	5	0
RIVAS, JORGE	14	13	1	0
RODRIGUEZ, JIMMY	10	10	0	0
Write-In Totals	0	0	0	0
Not Assigned	0	0	0	0
Total Votes Cast	56	50	6	0
Overvotes	0	0	0	0
Undervotes	1	1	0	0
Contest Totals	57	51	6	0

LBT U.S. Representative in Congress Congressional District 7

Vote For 1	TOTAL	EARLY	POLLS	PROV
Write-In Totals	0	0	0	0
Write-In: Invalid Write-in	0	0	0	0
Write-In: FERNANDEZ, ANDY	0	0	0	0
Not Assigned	0	0	0	0
Total Votes Cast	0	0	0	0
Overvotes	0	0	0	0
Undervotes	0	0	0	0
Contest Totals	0	0	0	0

GRN U.S. Representative in Congress Congressional District 7

Vote For 1	TOTAL	EARLY	POLLS	PROV
Write-In Totals	1	1	0	0
Write-In: Invalid Write-in	1	1	0	0
Write-In: QUINTANA, EDUARDO	0	0	0	0
Write-In: SWING, GARY	0	0	0	0
Not Assigned	0	0	0	0
Total Votes Cast	1	1	0	0
Overvotes	0	0	0	0
Undervotes	0	0	0	0
Contest Totals	1	1	0	0

Precinct 082

---

NOL U.S. Representative in Congress Congressional District 7

Vote For 1

	TOTAL	EARLY	POLLS	PROV
Write-In Totals	1	1	0	0
Write-In: Invalid Write-in	1	1	0	0
Write-In: GRAYSON, RICHARD	0	0	0	0
Not Assigned	0	0	0	0
Total Votes Cast	1	1	0	0
Overvotes	0	0	0	0
Undervotes	0	0	0	0
Contest Totals	1	1	0	0

Statement of Votes Cast  
2025 Special Primary Election  
July 15, 2025

OFFICIAL RESULTS

County of Pima, State of Arizona

Precinct 083

Statistics	TOTAL	EARLY	POLLS	PROV
Registered Voters - Total	2,313			
Registered Voters - Democratic Party	564			
Registered Voters - Republican Party	1,026			
Registered Voters - Libertarian Party	13			
Registered Voters - Green Party	1			
Registered Voters - No Labels Party	13			
Ballots Cast - Total	573	501	72	0
Ballots Cast - Democratic Party	264	242	22	0
Ballots Cast - Republican Party	308	258	50	0
Ballots Cast - Libertarian Party	0	0	0	0
Ballots Cast - Green Party	0	0	0	0
Ballots Cast - No Labels Party	1	1	0	0
Ballots Cast - Blank	0	0	0	0
Voter Turnout - Total	24.77%			
Voter Turnout - Democratic Party	46.81%			
Voter Turnout - Republican Party	30.02%			
Voter Turnout - Libertarian Party	0.00%			
Voter Turnout - Green Party	0.00%			
Voter Turnout - No Labels Party	7.69%			

DEM U.S. Representative in Congress Congressional District 7

Vote For 1

	TOTAL	EARLY	POLLS	PROV
FOXX, DEJA	72	63	9	0
GRIJALVA, ADELITA	150	142	8	0
HARRIS SR., PATRICK	11	11	0	0
HERNANDEZ, DANIEL	27	23	4	0
MALVIDO JR., JOSE "MALVIDO"	2	2	0	0
Write-In Totals	1	1	0	0
Not Assigned	1	1	0	0
Total Votes Cast	263	242	21	0
Overvotes	1	0	1	0
Undervotes	0	0	0	0
Contest Totals	264	242	22	0

Statement of Votes Cast  
2025 Special Primary Election  
July 15, 2025

OFFICIAL RESULTS

County of Pima, State of Arizona

Precinct 083

---

REP U.S. Representative in Congress Congressional District 7

Vote For 1

	TOTAL	EARLY	POLLS	PROV
BUTIEREZ SR., DANIEL FRANCIS	211	170	41	0
RIVAS, JORGE	54	49	5	0
RODRIGUEZ, JIMMY	38	34	4	0
Write-In Totals	4	4	0	0
Not Assigned	4	4	0	0
Total Votes Cast	307	257	50	0
Overvotes	1	1	0	0
Undervotes	0	0	0	0
Contest Totals	308	258	50	0

LBT U.S. Representative in Congress Congressional District 7

Vote For 1

	TOTAL	EARLY	POLLS	PROV
Write-In Totals	0	0	0	0
Write-In: Invalid Write-in	0	0	0	0
Write-In: FERNANDEZ, ANDY	0	0	0	0
Not Assigned	0	0	0	0
Total Votes Cast	0	0	0	0
Overvotes	0	0	0	0
Undervotes	0	0	0	0
Contest Totals	0	0	0	0

GRN U.S. Representative in Congress Congressional District 7

Vote For 1

	TOTAL	EARLY	POLLS	PROV
Write-In Totals	0	0	0	0
Write-In: Invalid Write-in	0	0	0	0
Write-In: QUINTANA, EDUARDO	0	0	0	0
Write-In: SWING, GARY	0	0	0	0
Not Assigned	0	0	0	0
Total Votes Cast	0	0	0	0
Overvotes	0	0	0	0
Undervotes	0	0	0	0
Contest Totals	0	0	0	0

Precinct 083

---

NOL U.S. Representative in Congress Congressional District 7

Vote For 1

	TOTAL	EARLY	POLLS	PROV
Write-In Totals	1	1	0	0
Write-In: Invalid Write-in	1	1	0	0
Write-In: GRAYSON, RICHARD	0	0	0	0
Not Assigned	0	0	0	0
Total Votes Cast	1	1	0	0
Overvotes	0	0	0	0
Undervotes	0	0	0	0
Contest Totals	1	1	0	0

Statement of Votes Cast  
2025 Special Primary Election  
July 15, 2025

OFFICIAL RESULTS

County of Pima, State of Arizona

Precinct 086

Statistics	TOTAL	EARLY	POLLS	PROV
Registered Voters - Total	4,217			
Registered Voters - Democratic Party	2,025			
Registered Voters - Republican Party	678			
Registered Voters - Libertarian Party	29			
Registered Voters - Green Party	17			
Registered Voters - No Labels Party	31			
Ballots Cast - Total	1,051	977	72	2
Ballots Cast - Democratic Party	910	846	62	2
Ballots Cast - Republican Party	135	126	9	0
Ballots Cast - Libertarian Party	1	1	0	0
Ballots Cast - Green Party	5	4	1	0
Ballots Cast - No Labels Party	0	0	0	0
Ballots Cast - Blank	3	3	0	0
Voter Turnout - Total	24.92%			
Voter Turnout - Democratic Party	44.94%			
Voter Turnout - Republican Party	19.91%			
Voter Turnout - Libertarian Party	3.45%			
Voter Turnout - Green Party	29.41%			
Voter Turnout - No Labels Party	0.00%			

DEM U.S. Representative in Congress Congressional District 7

Vote For 1

	TOTAL	EARLY	POLLS	PROV
FOXX, DEJA	200	178	22	0
GRIJALVA, ADELITA	578	543	33	2
HARRIS SR., PATRICK	11	10	1	0
HERNANDEZ, DANIEL	108	103	5	0
MALVIDO JR., JOSE "MALVIDO"	6	6	0	0
Write-In Totals	2	1	1	0
Not Assigned	2	1	1	0
Total Votes Cast	905	841	62	2
Overvotes	4	4	0	0
Undervotes	1	1	0	0
Contest Totals	910	846	62	2

Statement of Votes Cast  
2025 Special Primary Election  
July 15, 2025

OFFICIAL RESULTS

County of Pima, State of Arizona

Precinct 086

---

REP U.S. Representative in Congress Congressional District 7

Vote For 1

	TOTAL	EARLY	POLLS	PROV
BUTIEREZ SR., DANIEL FRANCIS	87	81	6	0
RIVAS, JORGE	32	30	2	0
RODRIGUEZ, JIMMY	9	8	1	0
Write-In Totals	6	6	0	0
Not Assigned	6	6	0	0
Total Votes Cast	134	125	9	0
Overvotes	0	0	0	0
Undervotes	1	1	0	0
Contest Totals	135	126	9	0

LBT U.S. Representative in Congress Congressional District 7

Vote For 1

	TOTAL	EARLY	POLLS	PROV
Write-In Totals	1	1	0	0
Write-In: Invalid Write-in	1	1	0	0
Write-In: FERNANDEZ, ANDY	0	0	0	0
Not Assigned	0	0	0	0
Total Votes Cast	1	1	0	0
Overvotes	0	0	0	0
Undervotes	0	0	0	0
Contest Totals	1	1	0	0

GRN U.S. Representative in Congress Congressional District 7

Vote For 1

	TOTAL	EARLY	POLLS	PROV
Write-In Totals	4	3	1	0
Write-In: Invalid Write-in	3	2	1	0
Write-In: QUINTANA, EDUARDO	1	1	0	0
Write-In: SWING, GARY	0	0	0	0
Not Assigned	0	0	0	0
Total Votes Cast	4	3	1	0
Overvotes	0	0	0	0
Undervotes	1	1	0	0
Contest Totals	5	4	1	0

Precinct 086

---

NOL U.S. Representative in Congress Congressional District 7

Vote For 1

	TOTAL	EARLY	POLLS	PROV
Write-In Totals	0	0	0	0
Write-In: Invalid Write-in	0	0	0	0
Write-In: GRAYSON, RICHARD	0	0	0	0
Not Assigned	0	0	0	0
Total Votes Cast	0	0	0	0
Overvotes	0	0	0	0
Undervotes	0	0	0	0
Contest Totals	0	0	0	0



Statement of Votes Cast  
2025 Special Primary Election  
July 15, 2025

OFFICIAL RESULTS

County of Pima, State of Arizona

Precinct 092

Statistics	TOTAL	EARLY	POLLS	PROV
Registered Voters - Total	3,271			
Registered Voters - Democratic Party	1,387			
Registered Voters - Republican Party	937			
Registered Voters - Libertarian Party	32			
Registered Voters - Green Party	4			
Registered Voters - No Labels Party	18			
Ballots Cast - Total	1,185	1,100	83	2
Ballots Cast - Democratic Party	865	818	45	2
Ballots Cast - Republican Party	317	279	38	0
Ballots Cast - Libertarian Party	1	1	0	0
Ballots Cast - Green Party	1	1	0	0
Ballots Cast - No Labels Party	1	1	0	0
Ballots Cast - Blank	2	2	0	0
Voter Turnout - Total	36.23%			
Voter Turnout - Democratic Party	62.36%			
Voter Turnout - Republican Party	33.83%			
Voter Turnout - Libertarian Party	3.12%			
Voter Turnout - Green Party	25.00%			
Voter Turnout - No Labels Party	5.56%			

DEM U.S. Representative in Congress Congressional District 7

Vote For 1

	TOTAL	EARLY	POLLS	PROV
FOXX, DEJA	227	210	16	1
GRIJALVA, ADELITA	504	477	26	1
HARRIS SR., PATRICK	20	20	0	0
HERNANDEZ, DANIEL	104	101	3	0
MALVIDO JR., JOSE "MALVIDO"	10	10	0	0
Write-In Totals	0	0	0	0
Not Assigned	0	0	0	0
Total Votes Cast	865	818	45	2
Overvotes	0	0	0	0
Undervotes	0	0	0	0
Contest Totals	865	818	45	2

Statement of Votes Cast  
2025 Special Primary Election  
July 15, 2025

OFFICIAL RESULTS

County of Pima, State of Arizona

Precinct 092

---

REP U.S. Representative in Congress Congressional District 7

Vote For 1

	TOTAL	EARLY	POLLS	PROV
BUTIEREZ SR., DANIEL FRANCIS	197	167	30	0
RIVAS, JORGE	83	76	7	0
RODRIGUEZ, JIMMY	30	29	1	0
Write-In Totals	5	5	0	0
Not Assigned	5	5	0	0
Total Votes Cast	315	277	38	0
Overvotes	0	0	0	0
Undervotes	2	2	0	0
Contest Totals	317	279	38	0

LBT U.S. Representative in Congress Congressional District 7

Vote For 1

	TOTAL	EARLY	POLLS	PROV
Write-In Totals	1	1	0	0
Write-In: Invalid Write-in	1	1	0	0
Write-In: FERNANDEZ, ANDY	0	0	0	0
Not Assigned	0	0	0	0
Total Votes Cast	1	1	0	0
Overvotes	0	0	0	0
Undervotes	0	0	0	0
Contest Totals	1	1	0	0

GRN U.S. Representative in Congress Congressional District 7

Vote For 1

	TOTAL	EARLY	POLLS	PROV
Write-In Totals	1	1	0	0
Write-In: Invalid Write-in	1	1	0	0
Write-In: QUINTANA, EDUARDO	0	0	0	0
Write-In: SWING, GARY	0	0	0	0
Not Assigned	0	0	0	0
Total Votes Cast	1	1	0	0
Overvotes	0	0	0	0
Undervotes	0	0	0	0
Contest Totals	1	1	0	0

Precinct 092

---

NOL U.S. Representative in Congress Congressional District 7

Vote For 1

	TOTAL	EARLY	POLLS	PROV
Write-In Totals	1	1	0	0
Write-In: Invalid Write-in	1	1	0	0
Write-In: GRAYSON, RICHARD	0	0	0	0
Not Assigned	0	0	0	0
Total Votes Cast	1	1	0	0
Overvotes	0	0	0	0
Undervotes	0	0	0	0
Contest Totals	1	1	0	0

Statement of Votes Cast  
2025 Special Primary Election  
July 15, 2025

OFFICIAL RESULTS

County of Pima, State of Arizona

Precinct 096

Statistics	TOTAL	EARLY	POLLS	PROV
Registered Voters - Total	2,515			
Registered Voters - Democratic Party	1,363			
Registered Voters - Republican Party	434			
Registered Voters - Libertarian Party	27			
Registered Voters - Green Party	8			
Registered Voters - No Labels Party	13			
Ballots Cast - Total	959	906	48	5
Ballots Cast - Democratic Party	834	801	28	5
Ballots Cast - Republican Party	117	99	18	0
Ballots Cast - Libertarian Party	3	2	1	0
Ballots Cast - Green Party	5	4	1	0
Ballots Cast - No Labels Party	0	0	0	0
Ballots Cast - Blank	2	2	0	0
Voter Turnout - Total	38.13%			
Voter Turnout - Democratic Party	61.19%			
Voter Turnout - Republican Party	26.96%			
Voter Turnout - Libertarian Party	11.11%			
Voter Turnout - Green Party	62.50%			
Voter Turnout - No Labels Party	0.00%			

DEM U.S. Representative in Congress Congressional District 7

Vote For 1

	TOTAL	EARLY	POLLS	PROV
FOXX, DEJA	235	224	10	1
GRIJALVA, ADELITA	515	497	14	4
HARRIS SR., PATRICK	7	7	0	0
HERNANDEZ, DANIEL	69	65	4	0
MALVIDO JR., JOSE "MALVIDO"	6	6	0	0
Write-In Totals	2	2	0	0
Not Assigned	2	2	0	0
Total Votes Cast	834	801	28	5
Overvotes	0	0	0	0
Undervotes	0	0	0	0
Contest Totals	834	801	28	5

Statement of Votes Cast  
2025 Special Primary Election  
July 15, 2025

OFFICIAL RESULTS

County of Pima, State of Arizona

Precinct 096

---

REP U.S. Representative in Congress Congressional District 7

Vote For 1

	TOTAL	EARLY	POLLS	PROV
BUTIEREZ SR., DANIEL FRANCIS	71	58	13	0
RIVAS, JORGE	22	19	3	0
RODRIGUEZ, JIMMY	18	16	2	0
Write-In Totals	5	5	0	0
Not Assigned	5	5	0	0
Total Votes Cast	116	98	18	0
Overvotes	0	0	0	0
Undervotes	1	1	0	0
Contest Totals	117	99	18	0

LBT U.S. Representative in Congress Congressional District 7

Vote For 1

	TOTAL	EARLY	POLLS	PROV
Write-In Totals	2	1	1	0
Write-In: Invalid Write-in	2	1	1	0
Write-In: FERNANDEZ, ANDY	0	0	0	0
Not Assigned	0	0	0	0
Total Votes Cast	2	1	1	0
Overvotes	0	0	0	0
Undervotes	1	1	0	0
Contest Totals	3	2	1	0

GRN U.S. Representative in Congress Congressional District 7

Vote For 1

	TOTAL	EARLY	POLLS	PROV
Write-In Totals	5	4	1	0
Write-In: Invalid Write-in	2	2	0	0
Write-In: QUINTANA, EDUARDO	2	1	1	0
Write-In: SWING, GARY	1	1	0	0
Not Assigned	0	0	0	0
Total Votes Cast	5	4	1	0
Overvotes	0	0	0	0
Undervotes	0	0	0	0
Contest Totals	5	4	1	0

Precinct 096

---

NOL U.S. Representative in Congress Congressional District 7

Vote For 1

	TOTAL	EARLY	POLLS	PROV
Write-In Totals	0	0	0	0
Write-In: Invalid Write-in	0	0	0	0
Write-In: GRAYSON, RICHARD	0	0	0	0
Not Assigned	0	0	0	0
Total Votes Cast	0	0	0	0
Overvotes	0	0	0	0
Undervotes	0	0	0	0
Contest Totals	0	0	0	0

Statement of Votes Cast  
2025 Special Primary Election  
July 15, 2025

OFFICIAL RESULTS

County of Pima, State of Arizona

Precinct 097

Statistics	TOTAL	EARLY	POLLS	PROV
Registered Voters - Total	2,097			
Registered Voters - Democratic Party	1,073			
Registered Voters - Republican Party	336			
Registered Voters - Libertarian Party	9			
Registered Voters - Green Party	2			
Registered Voters - No Labels Party	13			
Ballots Cast - Total	658	604	49	5
Ballots Cast - Democratic Party	544	510	29	5
Ballots Cast - Republican Party	112	94	18	0
Ballots Cast - Libertarian Party	2	0	2	0
Ballots Cast - Green Party	0	0	0	0
Ballots Cast - No Labels Party	0	0	0	0
Ballots Cast - Blank	1	0	1	0
Voter Turnout - Total	31.38%			
Voter Turnout - Democratic Party	50.70%			
Voter Turnout - Republican Party	33.33%			
Voter Turnout - Libertarian Party	22.22%			
Voter Turnout - Green Party	0.00%			
Voter Turnout - No Labels Party	0.00%			

DEM U.S. Representative in Congress Congressional District 7

Vote For 1

	TOTAL	EARLY	POLLS	PROV
FOXX, DEJA	107	98	8	1
GRIJALVA, ADELITA	365	341	20	4
HARRIS SR., PATRICK	5	5	0	0
HERNANDEZ, DANIEL	54	53	1	0
MALVIDO JR., JOSE "MALVIDO"	13	13	0	0
Write-In Totals	0	0	0	0
Not Assigned	0	0	0	0
Total Votes Cast	544	510	29	5
Overvotes	0	0	0	0
Undervotes	0	0	0	0
Contest Totals	544	510	29	5

Statement of Votes Cast  
2025 Special Primary Election  
July 15, 2025

OFFICIAL RESULTS

County of Pima, State of Arizona

Precinct 097

---

REP U.S. Representative in Congress Congressional District 7

Vote For 1

	TOTAL	EARLY	POLLS	PROV
BUTIEREZ SR., DANIEL FRANCIS	73	58	15	0
RIVAS, JORGE	27	26	1	0
RODRIGUEZ, JIMMY	8	7	1	0
Write-In Totals	3	3	0	0
Not Assigned	3	3	0	0
Total Votes Cast	111	94	17	0
Overvotes	0	0	0	0
Undervotes	1	0	1	0
Contest Totals	112	94	18	0

LBT U.S. Representative in Congress Congressional District 7

Vote For 1

	TOTAL	EARLY	POLLS	PROV
Write-In Totals	2	0	2	0
Write-In: Invalid Write-in	2	0	2	0
Write-In: FERNANDEZ, ANDY	0	0	0	0
Not Assigned	0	0	0	0
Total Votes Cast	2	0	2	0
Overvotes	0	0	0	0
Undervotes	0	0	0	0
Contest Totals	2	0	2	0

GRN U.S. Representative in Congress Congressional District 7

Vote For 1

	TOTAL	EARLY	POLLS	PROV
Write-In Totals	0	0	0	0
Write-In: Invalid Write-in	0	0	0	0
Write-In: QUINTANA, EDUARDO	0	0	0	0
Write-In: SWING, GARY	0	0	0	0
Not Assigned	0	0	0	0
Total Votes Cast	0	0	0	0
Overvotes	0	0	0	0
Undervotes	0	0	0	0
Contest Totals	0	0	0	0



Precinct 097

---

NOL U.S. Representative in Congress Congressional District 7

Vote For 1

	TOTAL	EARLY	POLLS	PROV
Write-In Totals	0	0	0	0
Write-In: Invalid Write-in	0	0	0	0
Write-In: GRAYSON, RICHARD	0	0	0	0
Not Assigned	0	0	0	0
Total Votes Cast	0	0	0	0
Overvotes	0	0	0	0
Undervotes	0	0	0	0
Contest Totals	0	0	0	0

Statement of Votes Cast  
2025 Special Primary Election  
July 15, 2025

OFFICIAL RESULTS

County of Pima, State of Arizona

Precinct 098

Statistics	TOTAL	EARLY	POLLS	PROV
Registered Voters - Total	3,503			
Registered Voters - Democratic Party	1,450			
Registered Voters - Republican Party	628			
Registered Voters - Libertarian Party	23			
Registered Voters - Green Party	18			
Registered Voters - No Labels Party	35			
Ballots Cast - Total	673	631	40	2
Ballots Cast - Democratic Party	563	524	37	2
Ballots Cast - Republican Party	105	102	3	0
Ballots Cast - Libertarian Party	0	0	0	0
Ballots Cast - Green Party	3	3	0	0
Ballots Cast - No Labels Party	2	2	0	0
Ballots Cast - Blank	0	0	0	0
Voter Turnout - Total	19.21%			
Voter Turnout - Democratic Party	38.83%			
Voter Turnout - Republican Party	16.72%			
Voter Turnout - Libertarian Party	0.00%			
Voter Turnout - Green Party	16.67%			
Voter Turnout - No Labels Party	5.71%			

DEM U.S. Representative in Congress Congressional District 7

Vote For 1

	TOTAL	EARLY	POLLS	PROV
FOXX, DEJA	153	134	19	0
GRIJALVA, ADELITA	313	297	14	2
HARRIS SR., PATRICK	9	9	0	0
HERNANDEZ, DANIEL	74	70	4	0
MALVIDO JR., JOSE "MALVIDO"	12	12	0	0
Write-In Totals	2	2	0	0
Not Assigned	2	2	0	0
Total Votes Cast	563	524	37	2
Overvotes	0	0	0	0
Undervotes	0	0	0	0
Contest Totals	563	524	37	2

Statement of Votes Cast  
2025 Special Primary Election  
July 15, 2025

OFFICIAL RESULTS

County of Pima, State of Arizona

Precinct 098

---

REP U.S. Representative in Congress Congressional District 7

Vote For 1

	TOTAL	EARLY	POLLS	PROV
BUTIEREZ SR., DANIEL FRANCIS	50	49	1	0
RIVAS, JORGE	34	32	2	0
RODRIGUEZ, JIMMY	18	18	0	0
Write-In Totals	3	3	0	0
Not Assigned	3	3	0	0
Total Votes Cast	105	102	3	0
Overvotes	0	0	0	0
Undervotes	0	0	0	0
Contest Totals	105	102	3	0

LBT U.S. Representative in Congress Congressional District 7

Vote For 1

	TOTAL	EARLY	POLLS	PROV
Write-In Totals	0	0	0	0
Write-In: Invalid Write-in	0	0	0	0
Write-In: FERNANDEZ, ANDY	0	0	0	0
Not Assigned	0	0	0	0
Total Votes Cast	0	0	0	0
Overvotes	0	0	0	0
Undervotes	0	0	0	0
Contest Totals	0	0	0	0

GRN U.S. Representative in Congress Congressional District 7

Vote For 1

	TOTAL	EARLY	POLLS	PROV
Write-In Totals	3	3	0	0
Write-In: Invalid Write-in	1	1	0	0
Write-In: QUINTANA, EDUARDO	2	2	0	0
Write-In: SWING, GARY	0	0	0	0
Not Assigned	0	0	0	0
Total Votes Cast	3	3	0	0
Overvotes	0	0	0	0
Undervotes	0	0	0	0
Contest Totals	3	3	0	0

Precinct 098

---

NOL U.S. Representative in Congress Congressional District 7

Vote For 1

	TOTAL	EARLY	POLLS	PROV
Write-In Totals	2	2	0	0
Write-In: Invalid Write-in	2	2	0	0
Write-In: GRAYSON, RICHARD	0	0	0	0
Not Assigned	0	0	0	0
Total Votes Cast	2	2	0	0
Overvotes	0	0	0	0
Undervotes	0	0	0	0
Contest Totals	2	2	0	0

Statement of Votes Cast  
2025 Special Primary Election  
July 15, 2025

OFFICIAL RESULTS

County of Pima, State of Arizona

Precinct 101

Statistics	TOTAL	EARLY	POLLS	PROV
Registered Voters - Total	2,156			
Registered Voters - Democratic Party	756			
Registered Voters - Republican Party	684			
Registered Voters - Libertarian Party	13			
Registered Voters - Green Party	4			
Registered Voters - No Labels Party	12			
Ballots Cast - Total	593	537	55	1
Ballots Cast - Democratic Party	366	343	22	1
Ballots Cast - Republican Party	226	193	33	0
Ballots Cast - Libertarian Party	1	1	0	0
Ballots Cast - Green Party	0	0	0	0
Ballots Cast - No Labels Party	0	0	0	0
Ballots Cast - Blank	1	1	0	0
Voter Turnout - Total	27.50%			
Voter Turnout - Democratic Party	48.41%			
Voter Turnout - Republican Party	33.04%			
Voter Turnout - Libertarian Party	7.69%			
Voter Turnout - Green Party	0.00%			
Voter Turnout - No Labels Party	0.00%			

DEM U.S. Representative in Congress Congressional District 7

Vote For 1

	TOTAL	EARLY	POLLS	PROV
FOXX, DEJA	78	71	6	1
GRIJALVA, ADELITA	225	217	8	0
HARRIS SR., PATRICK	9	5	4	0
HERNANDEZ, DANIEL	50	46	4	0
MALVIDO JR., JOSE "MALVIDO"	4	4	0	0
Write-In Totals	0	0	0	0
Not Assigned	0	0	0	0
Total Votes Cast	366	343	22	1
Overvotes	0	0	0	0
Undervotes	0	0	0	0
Contest Totals	366	343	22	1

Statement of Votes Cast  
2025 Special Primary Election  
July 15, 2025

OFFICIAL RESULTS

County of Pima, State of Arizona

Precinct 101

---

REP U.S. Representative in Congress Congressional District 7

Vote For 1

	TOTAL	EARLY	POLLS	PROV
BUTIEREZ SR., DANIEL FRANCIS	141	116	25	0
RIVAS, JORGE	51	44	7	0
RODRIGUEZ, JIMMY	30	29	1	0
Write-In Totals	3	3	0	0
Not Assigned	3	3	0	0
Total Votes Cast	225	192	33	0
Overvotes	0	0	0	0
Undervotes	1	1	0	0
Contest Totals	226	193	33	0

LBT U.S. Representative in Congress Congressional District 7

Vote For 1

	TOTAL	EARLY	POLLS	PROV
Write-In Totals	1	1	0	0
Write-In: Invalid Write-in	1	1	0	0
Write-In: FERNANDEZ, ANDY	0	0	0	0
Not Assigned	0	0	0	0
Total Votes Cast	1	1	0	0
Overvotes	0	0	0	0
Undervotes	0	0	0	0
Contest Totals	1	1	0	0

GRN U.S. Representative in Congress Congressional District 7

Vote For 1

	TOTAL	EARLY	POLLS	PROV
Write-In Totals	0	0	0	0
Write-In: Invalid Write-in	0	0	0	0
Write-In: QUINTANA, EDUARDO	0	0	0	0
Write-In: SWING, GARY	0	0	0	0
Not Assigned	0	0	0	0
Total Votes Cast	0	0	0	0
Overvotes	0	0	0	0
Undervotes	0	0	0	0
Contest Totals	0	0	0	0

Precinct 101

---

NOL U.S. Representative in Congress Congressional District 7  
Vote For 1

	TOTAL	EARLY	POLLS	PROV
Write-In Totals	0	0	0	0
Write-In: Invalid Write-in	0	0	0	0
Write-In: GRAYSON, RICHARD	0	0	0	0
Not Assigned	0	0	0	0
Total Votes Cast	0	0	0	0
Overvotes	0	0	0	0
Undervotes	0	0	0	0
Contest Totals	0	0	0	0

Statement of Votes Cast  
2025 Special Primary Election  
July 15, 2025

OFFICIAL RESULTS

County of Pima, State of Arizona

Precinct 102

Statistics	TOTAL	EARLY	POLLS	PROV
Registered Voters - Total	950			
Registered Voters - Democratic Party	381			
Registered Voters - Republican Party	179			
Registered Voters - Libertarian Party	4			
Registered Voters - Green Party	1			
Registered Voters - No Labels Party	8			
Ballots Cast - Total	147	137	10	0
Ballots Cast - Democratic Party	110	101	9	0
Ballots Cast - Republican Party	35	34	1	0
Ballots Cast - Libertarian Party	2	2	0	0
Ballots Cast - Green Party	0	0	0	0
Ballots Cast - No Labels Party	0	0	0	0
Ballots Cast - Blank	1	1	0	0
Voter Turnout - Total	15.47%			
Voter Turnout - Democratic Party	28.87%			
Voter Turnout - Republican Party	19.55%			
Voter Turnout - Libertarian Party	50.00%			
Voter Turnout - Green Party	0.00%			
Voter Turnout - No Labels Party	0.00%			

DEM U.S. Representative in Congress Congressional District 7

Vote For 1

	TOTAL	EARLY	POLLS	PROV
FOXX, DEJA	23	22	1	0
GRIJALVA, ADELITA	69	62	7	0
HARRIS SR., PATRICK	2	2	0	0
HERNANDEZ, DANIEL	13	13	0	0
MALVIDO JR., JOSE "MALVIDO"	3	2	1	0
Write-In Totals	0	0	0	0
Not Assigned	0	0	0	0
Total Votes Cast	110	101	9	0
Overvotes	0	0	0	0
Undervotes	0	0	0	0
Contest Totals	110	101	9	0



Statement of Votes Cast  
2025 Special Primary Election  
July 15, 2025

OFFICIAL RESULTS

County of Pima, State of Arizona

Precinct 102

---

REP U.S. Representative in Congress Congressional District 7

Vote For 1

	TOTAL	EARLY	POLLS	PROV
BUTIEREZ SR., DANIEL FRANCIS	26	25	1	0
RIVAS, JORGE	6	6	0	0
RODRIGUEZ, JIMMY	2	2	0	0
Write-In Totals	0	0	0	0
Not Assigned	0	0	0	0
Total Votes Cast	34	33	1	0
Overvotes	0	0	0	0
Undervotes	1	1	0	0
Contest Totals	35	34	1	0

LBT U.S. Representative in Congress Congressional District 7

Vote For 1

	TOTAL	EARLY	POLLS	PROV
Write-In Totals	2	2	0	0
Write-In: Invalid Write-in	2	2	0	0
Write-In: FERNANDEZ, ANDY	0	0	0	0
Not Assigned	0	0	0	0
Total Votes Cast	2	2	0	0
Overvotes	0	0	0	0
Undervotes	0	0	0	0
Contest Totals	2	2	0	0

GRN U.S. Representative in Congress Congressional District 7

Vote For 1

	TOTAL	EARLY	POLLS	PROV
Write-In Totals	0	0	0	0
Write-In: Invalid Write-in	0	0	0	0
Write-In: QUINTANA, EDUARDO	0	0	0	0
Write-In: SWING, GARY	0	0	0	0
Not Assigned	0	0	0	0
Total Votes Cast	0	0	0	0
Overvotes	0	0	0	0
Undervotes	0	0	0	0
Contest Totals	0	0	0	0

Precinct 102

---

NOL U.S. Representative in Congress Congressional District 7

Vote For 1

	TOTAL	EARLY	POLLS	PROV
Write-In Totals	0	0	0	0
Write-In: Invalid Write-in	0	0	0	0
Write-In: GRAYSON, RICHARD	0	0	0	0
Not Assigned	0	0	0	0
Total Votes Cast	0	0	0	0
Overvotes	0	0	0	0
Undervotes	0	0	0	0
Contest Totals	0	0	0	0

Statement of Votes Cast  
2025 Special Primary Election  
July 15, 2025

OFFICIAL RESULTS

County of Pima, State of Arizona

Precinct 105

Statistics	TOTAL	EARLY	POLLS	PROV
Registered Voters - Total	2,222			
Registered Voters - Democratic Party	805			
Registered Voters - Republican Party	493			
Registered Voters - Libertarian Party	17			
Registered Voters - Green Party	6			
Registered Voters - No Labels Party	23			
Ballots Cast - Total	377	346	26	5
Ballots Cast - Democratic Party	267	247	15	5
Ballots Cast - Republican Party	108	97	11	0
Ballots Cast - Libertarian Party	1	1	0	0
Ballots Cast - Green Party	1	1	0	0
Ballots Cast - No Labels Party	0	0	0	0
Ballots Cast - Blank	0	0	0	0
Voter Turnout - Total	16.97%			
Voter Turnout - Democratic Party	33.17%			
Voter Turnout - Republican Party	21.91%			
Voter Turnout - Libertarian Party	5.88%			
Voter Turnout - Green Party	16.67%			
Voter Turnout - No Labels Party	0.00%			

DEM U.S. Representative in Congress Congressional District 7

Vote For 1

	TOTAL	EARLY	POLLS	PROV
FOXX, DEJA	52	43	7	2
GRIJALVA, ADELITA	162	154	6	2
HARRIS SR., PATRICK	7	6	1	0
HERNANDEZ, DANIEL	42	40	1	1
MALVIDO JR., JOSE "MALVIDO"	1	1	0	0
Write-In Totals	2	2	0	0
Not Assigned	2	2	0	0
Total Votes Cast	266	246	15	5
Overvotes	1	1	0	0
Undervotes	0	0	0	0
Contest Totals	267	247	15	5

Statement of Votes Cast  
2025 Special Primary Election  
July 15, 2025

OFFICIAL RESULTS

County of Pima, State of Arizona

Precinct 105

---

REP U.S. Representative in Congress Congressional District 7

Vote For 1

	TOTAL	EARLY	POLLS	PROV
BUTIEREZ SR., DANIEL FRANCIS	56	48	8	0
RIVAS, JORGE	23	22	1	0
RODRIGUEZ, JIMMY	24	22	2	0
Write-In Totals	5	5	0	0
Not Assigned	5	5	0	0
Total Votes Cast	108	97	11	0
Overvotes	0	0	0	0
Undervotes	0	0	0	0
Contest Totals	108	97	11	0

LBT U.S. Representative in Congress Congressional District 7

Vote For 1

	TOTAL	EARLY	POLLS	PROV
Write-In Totals	1	1	0	0
Write-In: Invalid Write-in	1	1	0	0
Write-In: FERNANDEZ, ANDY	0	0	0	0
Not Assigned	0	0	0	0
Total Votes Cast	1	1	0	0
Overvotes	0	0	0	0
Undervotes	0	0	0	0
Contest Totals	1	1	0	0

GRN U.S. Representative in Congress Congressional District 7

Vote For 1

	TOTAL	EARLY	POLLS	PROV
Write-In Totals	1	1	0	0
Write-In: Invalid Write-in	1	1	0	0
Write-In: QUINTANA, EDUARDO	0	0	0	0
Write-In: SWING, GARY	0	0	0	0
Not Assigned	0	0	0	0
Total Votes Cast	1	1	0	0
Overvotes	0	0	0	0
Undervotes	0	0	0	0
Contest Totals	1	1	0	0

Precinct 105

---

NOL U.S. Representative in Congress Congressional District 7  
Vote For 1

	TOTAL	EARLY	POLLS	PROV
Write-In Totals	0	0	0	0
Write-In: Invalid Write-in	0	0	0	0
Write-In: GRAYSON, RICHARD	0	0	0	0
Not Assigned	0	0	0	0
Total Votes Cast	0	0	0	0
Overvotes	0	0	0	0
Undervotes	0	0	0	0
Contest Totals	0	0	0	0

Statement of Votes Cast  
2025 Special Primary Election  
July 15, 2025

OFFICIAL RESULTS

County of Pima, State of Arizona

Precinct 110

Statistics	TOTAL	EARLY	POLLS	PROV
Registered Voters - Total	2,400			
Registered Voters - Democratic Party	1,292			
Registered Voters - Republican Party	160			
Registered Voters - Libertarian Party	11			
Registered Voters - Green Party	6			
Registered Voters - No Labels Party	15			
Ballots Cast - Total	323	244	77	2
Ballots Cast - Democratic Party	299	224	74	1
Ballots Cast - Republican Party	23	19	3	1
Ballots Cast - Libertarian Party	1	1	0	0
Ballots Cast - Green Party	0	0	0	0
Ballots Cast - No Labels Party	0	0	0	0
Ballots Cast - Blank	0	0	0	0
Voter Turnout - Total	13.46%			
Voter Turnout - Democratic Party	23.14%			
Voter Turnout - Republican Party	14.38%			
Voter Turnout - Libertarian Party	9.09%			
Voter Turnout - Green Party	0.00%			
Voter Turnout - No Labels Party	0.00%			

DEM U.S. Representative in Congress Congressional District 7

Vote For 1

	TOTAL	EARLY	POLLS	PROV
FOXX, DEJA	50	39	11	0
GRIJALVA, ADELITA	188	146	42	0
HARRIS SR., PATRICK	0	0	0	0
HERNANDEZ, DANIEL	56	36	19	1
MALVIDO JR., JOSE "MALVIDO"	3	2	1	0
Write-In Totals	0	0	0	0
Not Assigned	0	0	0	0
Total Votes Cast	297	223	73	1
Overvotes	2	1	1	0
Undervotes	0	0	0	0
Contest Totals	299	224	74	1

Statement of Votes Cast  
2025 Special Primary Election  
July 15, 2025

OFFICIAL RESULTS

County of Pima, State of Arizona

Precinct 110

---

REP U.S. Representative in Congress Congressional District 7

Vote For 1

	TOTAL	EARLY	POLLS	PROV
BUTIEREZ SR., DANIEL FRANCIS	14	13	0	1
RIVAS, JORGE	3	2	1	0
RODRIGUEZ, JIMMY	2	1	1	0
Write-In Totals	4	3	1	0
Not Assigned	4	3	1	0
Total Votes Cast	23	19	3	1
Overvotes	0	0	0	0
Undervotes	0	0	0	0
Contest Totals	23	19	3	1

LBT U.S. Representative in Congress Congressional District 7

Vote For 1

	TOTAL	EARLY	POLLS	PROV
Write-In Totals	1	1	0	0
Write-In: Invalid Write-in	1	1	0	0
Write-In: FERNANDEZ, ANDY	0	0	0	0
Not Assigned	0	0	0	0
Total Votes Cast	1	1	0	0
Overvotes	0	0	0	0
Undervotes	0	0	0	0
Contest Totals	1	1	0	0

GRN U.S. Representative in Congress Congressional District 7

Vote For 1

	TOTAL	EARLY	POLLS	PROV
Write-In Totals	0	0	0	0
Write-In: Invalid Write-in	0	0	0	0
Write-In: QUINTANA, EDUARDO	0	0	0	0
Write-In: SWING, GARY	0	0	0	0
Not Assigned	0	0	0	0
Total Votes Cast	0	0	0	0
Overvotes	0	0	0	0
Undervotes	0	0	0	0
Contest Totals	0	0	0	0

Precinct 110

---

NOL U.S. Representative in Congress Congressional District 7

Vote For 1

	TOTAL	EARLY	POLLS	PROV
Write-In Totals	0	0	0	0
Write-In: Invalid Write-in	0	0	0	0
Write-In: GRAYSON, RICHARD	0	0	0	0
Not Assigned	0	0	0	0
Total Votes Cast	0	0	0	0
Overvotes	0	0	0	0
Undervotes	0	0	0	0
Contest Totals	0	0	0	0



Statement of Votes Cast  
2025 Special Primary Election  
July 15, 2025

OFFICIAL RESULTS

County of Pima, State of Arizona

Precinct 111

Statistics	TOTAL	EARLY	POLLS	PROV
Registered Voters - Total	2,203			
Registered Voters - Democratic Party	1,025			
Registered Voters - Republican Party	487			
Registered Voters - Libertarian Party	21			
Registered Voters - Green Party	8			
Registered Voters - No Labels Party	6			
Ballots Cast - Total	681	648	32	1
Ballots Cast - Democratic Party	530	503	26	1
Ballots Cast - Republican Party	147	141	6	0
Ballots Cast - Libertarian Party	2	2	0	0
Ballots Cast - Green Party	1	1	0	0
Ballots Cast - No Labels Party	1	1	0	0
Ballots Cast - Blank	2	2	0	0
Voter Turnout - Total	30.91%			
Voter Turnout - Democratic Party	51.71%			
Voter Turnout - Republican Party	30.18%			
Voter Turnout - Libertarian Party	9.52%			
Voter Turnout - Green Party	12.50%			
Voter Turnout - No Labels Party	16.67%			

DEM U.S. Representative in Congress Congressional District 7

Vote For 1

	TOTAL	EARLY	POLLS	PROV
FOXX, DEJA	137	127	9	1
GRIJALVA, ADELITA	319	303	16	0
HARRIS SR., PATRICK	9	9	0	0
HERNANDEZ, DANIEL	52	51	1	0
MALVIDO JR., JOSE "MALVIDO"	12	12	0	0
Write-In Totals	0	0	0	0
Not Assigned	0	0	0	0
Total Votes Cast	529	502	26	1
Overvotes	0	0	0	0
Undervotes	1	1	0	0
Contest Totals	530	503	26	1

Statement of Votes Cast  
2025 Special Primary Election  
July 15, 2025

OFFICIAL RESULTS

County of Pima, State of Arizona

## Precinct 111

---

REP U.S. Representative in Congress Congressional District 7

Vote For 1

	TOTAL	EARLY	POLLS	PROV
BUTIEREZ SR., DANIEL FRANCIS	75	70	5	0
RIVAS, JORGE	44	44	0	0
RODRIGUEZ, JIMMY	24	23	1	0
Write-In Totals	3	3	0	0
Not Assigned	3	3	0	0
Total Votes Cast	146	140	6	0
Overvotes	0	0	0	0
Undervotes	1	1	0	0
Contest Totals	147	141	6	0

LBT U.S. Representative in Congress Congressional District 7

Vote For 1

	TOTAL	EARLY	POLLS	PROV
Write-In Totals	2	2	0	0
Write-In: Invalid Write-in	2	2	0	0
Write-In: FERNANDEZ, ANDY	0	0	0	0
Not Assigned	0	0	0	0
Total Votes Cast	2	2	0	0
Overvotes	0	0	0	0
Undervotes	0	0	0	0
Contest Totals	2	2	0	0

GRN U.S. Representative in Congress Congressional District 7

Vote For 1

	TOTAL	EARLY	POLLS	PROV
Write-In Totals	1	1	0	0
Write-In: Invalid Write-in	1	1	0	0
Write-In: QUINTANA, EDUARDO	0	0	0	0
Write-In: SWING, GARY	0	0	0	0
Not Assigned	0	0	0	0
Total Votes Cast	1	1	0	0
Overvotes	0	0	0	0
Undervotes	0	0	0	0
Contest Totals	1	1	0	0

Precinct 111

---

NOL U.S. Representative in Congress Congressional District 7  
Vote For 1

	TOTAL	EARLY	POLLS	PROV
Write-In Totals	1	1	0	0
Write-In: Invalid Write-in	1	1	0	0
Write-In: GRAYSON, RICHARD	0	0	0	0
Not Assigned	0	0	0	0
Total Votes Cast	1	1	0	0
Overvotes	0	0	0	0
Undervotes	0	0	0	0
Contest Totals	1	1	0	0

Statement of Votes Cast  
2025 Special Primary Election  
July 15, 2025

OFFICIAL RESULTS

County of Pima, State of Arizona

Precinct 113

Statistics	TOTAL	EARLY	POLLS	PROV
Registered Voters - Total	3,466			
Registered Voters - Democratic Party	1,313			
Registered Voters - Republican Party	777			
Registered Voters - Libertarian Party	22			
Registered Voters - Green Party	7			
Registered Voters - No Labels Party	35			
Ballots Cast - Total	646	610	36	0
Ballots Cast - Democratic Party	462	439	23	0
Ballots Cast - Republican Party	179	166	13	0
Ballots Cast - Libertarian Party	0	0	0	0
Ballots Cast - Green Party	3	3	0	0
Ballots Cast - No Labels Party	2	2	0	0
Ballots Cast - Blank	2	2	0	0
Voter Turnout - Total	18.64%			
Voter Turnout - Democratic Party	35.19%			
Voter Turnout - Republican Party	23.04%			
Voter Turnout - Libertarian Party	0.00%			
Voter Turnout - Green Party	42.86%			
Voter Turnout - No Labels Party	5.71%			

DEM U.S. Representative in Congress Congressional District 7

Vote For 1

	TOTAL	EARLY	POLLS	PROV
FOXX, DEJA	115	108	7	0
GRIJALVA, ADELITA	263	249	14	0
HARRIS SR., PATRICK	7	7	0	0
HERNANDEZ, DANIEL	68	66	2	0
MALVIDO JR., JOSE "MALVIDO"	7	7	0	0
Write-In Totals	1	1	0	0
Not Assigned	1	1	0	0
Total Votes Cast	461	438	23	0
Overvotes	0	0	0	0
Undervotes	1	1	0	0
Contest Totals	462	439	23	0

Statement of Votes Cast  
2025 Special Primary Election  
July 15, 2025

OFFICIAL RESULTS

County of Pima, State of Arizona

## Precinct 113

---

REP U.S. Representative in Congress Congressional District 7

Vote For 1

	TOTAL	EARLY	POLLS	PROV
BUTIEREZ SR., DANIEL FRANCIS	74	64	10	0
RIVAS, JORGE	67	67	0	0
RODRIGUEZ, JIMMY	32	29	3	0
Write-In Totals	5	5	0	0
Not Assigned	5	5	0	0
Total Votes Cast	178	165	13	0
Overvotes	0	0	0	0
Undervotes	1	1	0	0
Contest Totals	179	166	13	0

LBT U.S. Representative in Congress Congressional District 7

Vote For 1

	TOTAL	EARLY	POLLS	PROV
Write-In Totals	0	0	0	0
Write-In: Invalid Write-in	0	0	0	0
Write-In: FERNANDEZ, ANDY	0	0	0	0
Not Assigned	0	0	0	0
Total Votes Cast	0	0	0	0
Overvotes	0	0	0	0
Undervotes	0	0	0	0
Contest Totals	0	0	0	0

GRN U.S. Representative in Congress Congressional District 7

Vote For 1

	TOTAL	EARLY	POLLS	PROV
Write-In Totals	3	3	0	0
Write-In: Invalid Write-in	1	1	0	0
Write-In: QUINTANA, EDUARDO	2	2	0	0
Write-In: SWING, GARY	0	0	0	0
Not Assigned	0	0	0	0
Total Votes Cast	3	3	0	0
Overvotes	0	0	0	0
Undervotes	0	0	0	0
Contest Totals	3	3	0	0

Precinct 113

---

NOL U.S. Representative in Congress Congressional District 7

Vote For 1

	TOTAL	EARLY	POLLS	PROV
Write-In Totals	2	2	0	0
Write-In: Invalid Write-in	2	2	0	0
Write-In: GRAYSON, RICHARD	0	0	0	0
Not Assigned	0	0	0	0
Total Votes Cast	2	2	0	0
Overvotes	0	0	0	0
Undervotes	0	0	0	0
Contest Totals	2	2	0	0

Statement of Votes Cast  
2025 Special Primary Election  
July 15, 2025

OFFICIAL RESULTS

County of Pima, State of Arizona

Precinct 117

Statistics	TOTAL	EARLY	POLLS	PROV
Registered Voters - Total	2,662			
Registered Voters - Democratic Party	1,116			
Registered Voters - Republican Party	631			
Registered Voters - Libertarian Party	31			
Registered Voters - Green Party	14			
Registered Voters - No Labels Party	25			
Ballots Cast - Total	697	675	21	1
Ballots Cast - Democratic Party	542	526	16	0
Ballots Cast - Republican Party	152	146	5	1
Ballots Cast - Libertarian Party	2	2	0	0
Ballots Cast - Green Party	0	0	0	0
Ballots Cast - No Labels Party	1	1	0	0
Ballots Cast - Blank	1	1	0	0
Voter Turnout - Total	26.18%			
Voter Turnout - Democratic Party	48.57%			
Voter Turnout - Republican Party	24.09%			
Voter Turnout - Libertarian Party	6.45%			
Voter Turnout - Green Party	0.00%			
Voter Turnout - No Labels Party	4.00%			

DEM U.S. Representative in Congress Congressional District 7

Vote For 1

	TOTAL	EARLY	POLLS	PROV
FOXX, DEJA	165	157	8	0
GRIJALVA, ADELITA	307	301	6	0
HARRIS SR., PATRICK	7	7	0	0
HERNANDEZ, DANIEL	55	53	2	0
MALVIDO JR., JOSE "MALVIDO"	6	6	0	0
Write-In Totals	1	1	0	0
Not Assigned	1	1	0	0
Total Votes Cast	541	525	16	0
Overvotes	0	0	0	0
Undervotes	1	1	0	0
Contest Totals	542	526	16	0

Statement of Votes Cast  
2025 Special Primary Election  
July 15, 2025

OFFICIAL RESULTS

County of Pima, State of Arizona

## Precinct 117

---

REP U.S. Representative in Congress Congressional District 7

Vote For 1

	TOTAL	EARLY	POLLS	PROV
BUTIEREZ SR., DANIEL FRANCIS	76	74	2	0
RIVAS, JORGE	45	43	2	0
RODRIGUEZ, JIMMY	26	24	1	1
Write-In Totals	5	5	0	0
Not Assigned	5	5	0	0
Total Votes Cast	152	146	5	1
Overvotes	0	0	0	0
Undervotes	0	0	0	0
Contest Totals	152	146	5	1

LBT U.S. Representative in Congress Congressional District 7

Vote For 1

	TOTAL	EARLY	POLLS	PROV
Write-In Totals	2	2	0	0
Write-In: Invalid Write-in	1	1	0	0
Write-In: FERNANDEZ, ANDY	1	1	0	0
Not Assigned	0	0	0	0
Total Votes Cast	2	2	0	0
Overvotes	0	0	0	0
Undervotes	0	0	0	0
Contest Totals	2	2	0	0

GRN U.S. Representative in Congress Congressional District 7

Vote For 1

	TOTAL	EARLY	POLLS	PROV
Write-In Totals	0	0	0	0
Write-In: Invalid Write-in	0	0	0	0
Write-In: QUINTANA, EDUARDO	0	0	0	0
Write-In: SWING, GARY	0	0	0	0
Not Assigned	0	0	0	0
Total Votes Cast	0	0	0	0
Overvotes	0	0	0	0
Undervotes	0	0	0	0
Contest Totals	0	0	0	0



Precinct 117

---

NOL U.S. Representative in Congress Congressional District 7

Vote For 1

	TOTAL	EARLY	POLLS	PROV
Write-In Totals	1	1	0	0
Write-In: Invalid Write-in	1	1	0	0
Write-In: GRAYSON, RICHARD	0	0	0	0
Not Assigned	0	0	0	0
Total Votes Cast	1	1	0	0
Overvotes	0	0	0	0
Undervotes	0	0	0	0
Contest Totals	1	1	0	0

Statement of Votes Cast  
2025 Special Primary Election  
July 15, 2025

OFFICIAL RESULTS

County of Pima, State of Arizona

Precinct 119

Statistics	TOTAL	EARLY	POLLS	PROV
Registered Voters - Total	2,362			
Registered Voters - Democratic Party	904			
Registered Voters - Republican Party	606			
Registered Voters - Libertarian Party	20			
Registered Voters - Green Party	11			
Registered Voters - No Labels Party	29			
Ballots Cast - Total	537	518	19	0
Ballots Cast - Democratic Party	395	384	11	0
Ballots Cast - Republican Party	139	131	8	0
Ballots Cast - Libertarian Party	2	2	0	0
Ballots Cast - Green Party	1	1	0	0
Ballots Cast - No Labels Party	0	0	0	0
Ballots Cast - Blank	1	1	0	0
Voter Turnout - Total	22.74%			
Voter Turnout - Democratic Party	43.69%			
Voter Turnout - Republican Party	22.94%			
Voter Turnout - Libertarian Party	10.00%			
Voter Turnout - Green Party	9.09%			
Voter Turnout - No Labels Party	0.00%			

DEM U.S. Representative in Congress Congressional District 7

Vote For 1

	TOTAL	EARLY	POLLS	PROV
FOXX, DEJA	97	89	8	0
GRIJALVA, ADELITA	223	220	3	0
HARRIS SR., PATRICK	7	7	0	0
HERNANDEZ, DANIEL	68	68	0	0
MALVIDO JR., JOSE "MALVIDO"	0	0	0	0
Write-In Totals	0	0	0	0
Not Assigned	0	0	0	0
Total Votes Cast	395	384	11	0
Overvotes	0	0	0	0
Undervotes	0	0	0	0
Contest Totals	395	384	11	0

Precinct 119

REP U.S. Representative in Congress Congressional District 7

	TOTAL	EARLY	POLLS	PROV
BUTIEREZ SR., DANIEL FRANCIS	65	60	5	0
RIVAS, JORGE	40	38	2	0
RODRIGUEZ, JIMMY	31	30	1	0
Write-In Totals	2	2	0	0
Not Assigned	2	2	0	0
Total Votes Cast	138	130	8	0
Overvotes	0	0	0	0
Undervotes	1	1	0	0
Contest Totals	139	131	8	0

LBT U.S. Representative in Congress Congressional District 7

	TOTAL	EARLY	POLLS	PROV
Write-In Totals	2	2	0	0
Write-In: Invalid Write-in	2	2	0	0
Write-In: FERNANDEZ, ANDY	0	0	0	0
Not Assigned	0	0	0	0
Total Votes Cast	2	2	0	0
Overvotes	0	0	0	0
Undervotes	0	0	0	0
Contest Totals	2	2	0	0

GRN U.S. Representative in Congress Congressional District 7

	TOTAL	EARLY	POLLS	PROV
Write-In Totals	1	1	0	0
Write-In: Invalid Write-in	0	0	0	0
Write-In: QUINTANA, EDUARDO	1	1	0	0
Write-In: SWING, GARY	0	0	0	0
Not Assigned	0	0	0	0
Total Votes Cast	1	1	0	0
Overvotes	0	0	0	0
Undervotes	0	0	0	0
Contest Totals	1	1	0	0

Precinct 119

---

NOL U.S. Representative in Congress Congressional District 7  
Vote For 1

	TOTAL	EARLY	POLLS	PROV
Write-In Totals	0	0	0	0
Write-In: Invalid Write-in	0	0	0	0
Write-In: GRAYSON, RICHARD	0	0	0	0
Not Assigned	0	0	0	0
Total Votes Cast	0	0	0	0
Overvotes	0	0	0	0
Undervotes	0	0	0	0
Contest Totals	0	0	0	0

Statement of Votes Cast  
2025 Special Primary Election  
July 15, 2025

OFFICIAL RESULTS

County of Pima, State of Arizona

Precinct 120

Statistics	TOTAL	EARLY	POLLS	PROV
Registered Voters - Total	3,243			
Registered Voters - Democratic Party	1,243			
Registered Voters - Republican Party	827			
Registered Voters - Libertarian Party	31			
Registered Voters - Green Party	11			
Registered Voters - No Labels Party	22			
Ballots Cast - Total	801	771	30	0
Ballots Cast - Democratic Party	588	568	20	0
Ballots Cast - Republican Party	207	197	10	0
Ballots Cast - Libertarian Party	4	4	0	0
Ballots Cast - Green Party	2	2	0	0
Ballots Cast - No Labels Party	0	0	0	0
Ballots Cast - Blank	1	1	0	0
Voter Turnout - Total	24.70%			
Voter Turnout - Democratic Party	47.30%			
Voter Turnout - Republican Party	25.03%			
Voter Turnout - Libertarian Party	12.90%			
Voter Turnout - Green Party	18.18%			
Voter Turnout - No Labels Party	0.00%			

DEM U.S. Representative in Congress Congressional District 7

Vote For 1

	TOTAL	EARLY	POLLS	PROV
FOXX, DEJA	159	154	5	0
GRIJALVA, ADELITA	328	314	14	0
HARRIS SR., PATRICK	10	10	0	0
HERNANDEZ, DANIEL	82	81	1	0
MALVIDO JR., JOSE "MALVIDO"	8	8	0	0
Write-In Totals	1	1	0	0
Not Assigned	1	1	0	0
Total Votes Cast	588	568	20	0
Overvotes	0	0	0	0
Undervotes	0	0	0	0
Contest Totals	588	568	20	0

Statement of Votes Cast  
2025 Special Primary Election  
July 15, 2025

OFFICIAL RESULTS

County of Pima, State of Arizona

Precinct 120

---

REP U.S. Representative in Congress Congressional District 7

Vote For 1

	TOTAL	EARLY	POLLS	PROV
BUTIEREZ SR., DANIEL FRANCIS	101	93	8	0
RIVAS, JORGE	61	59	2	0
RODRIGUEZ, JIMMY	32	32	0	0
Write-In Totals	10	10	0	0
Not Assigned	10	10	0	0
Total Votes Cast	204	194	10	0
Overvotes	2	2	0	0
Undervotes	1	1	0	0
Contest Totals	207	197	10	0

LBT U.S. Representative in Congress Congressional District 7

Vote For 1

	TOTAL	EARLY	POLLS	PROV
Write-In Totals	4	4	0	0
Write-In: Invalid Write-in	4	4	0	0
Write-In: FERNANDEZ, ANDY	0	0	0	0
Not Assigned	0	0	0	0
Total Votes Cast	4	4	0	0
Overvotes	0	0	0	0
Undervotes	0	0	0	0
Contest Totals	4	4	0	0

GRN U.S. Representative in Congress Congressional District 7

Vote For 1

	TOTAL	EARLY	POLLS	PROV
Write-In Totals	2	2	0	0
Write-In: Invalid Write-in	1	1	0	0
Write-In: QUINTANA, EDUARDO	1	1	0	0
Write-In: SWING, GARY	0	0	0	0
Not Assigned	0	0	0	0
Total Votes Cast	2	2	0	0
Overvotes	0	0	0	0
Undervotes	0	0	0	0
Contest Totals	2	2	0	0

Precinct 120

---

NOL U.S. Representative in Congress Congressional District 7

Vote For 1

	TOTAL	EARLY	POLLS	PROV
Write-In Totals	0	0	0	0
Write-In: Invalid Write-in	0	0	0	0
Write-In: GRAYSON, RICHARD	0	0	0	0
Not Assigned	0	0	0	0
Total Votes Cast	0	0	0	0
Overvotes	0	0	0	0
Undervotes	0	0	0	0
Contest Totals	0	0	0	0

Statement of Votes Cast  
2025 Special Primary Election  
July 15, 2025

OFFICIAL RESULTS

County of Pima, State of Arizona

Precinct 122

Statistics	TOTAL	EARLY	POLLS	PROV
Registered Voters - Total	2,337			
Registered Voters - Democratic Party	775			
Registered Voters - Republican Party	660			
Registered Voters - Libertarian Party	21			
Registered Voters - Green Party	3			
Registered Voters - No Labels Party	23			
Ballots Cast - Total	496	470	25	1
Ballots Cast - Democratic Party	328	310	17	1
Ballots Cast - Republican Party	168	160	8	0
Ballots Cast - Libertarian Party	0	0	0	0
Ballots Cast - Green Party	0	0	0	0
Ballots Cast - No Labels Party	0	0	0	0
Ballots Cast - Blank	0	0	0	0
Voter Turnout - Total	21.22%			
Voter Turnout - Democratic Party	42.32%			
Voter Turnout - Republican Party	25.45%			
Voter Turnout - Libertarian Party	0.00%			
Voter Turnout - Green Party	0.00%			
Voter Turnout - No Labels Party	0.00%			

DEM U.S. Representative in Congress Congressional District 7

Vote For 1

	TOTAL	EARLY	POLLS	PROV
FOXX, DEJA	83	72	10	1
GRIJALVA, ADELITA	175	168	7	0
HARRIS SR., PATRICK	8	8	0	0
HERNANDEZ, DANIEL	55	55	0	0
MALVIDO JR., JOSE "MALVIDO"	6	6	0	0
Write-In Totals	1	1	0	0
Not Assigned	1	1	0	0
Total Votes Cast	328	310	17	1
Overvotes	0	0	0	0
Undervotes	0	0	0	0
Contest Totals	328	310	17	1



Statement of Votes Cast  
2025 Special Primary Election  
July 15, 2025

OFFICIAL RESULTS

County of Pima, State of Arizona

Precinct 122

---

REP U.S. Representative in Congress Congressional District 7

Vote For 1

	TOTAL	EARLY	POLLS	PROV
BUTIEREZ SR., DANIEL FRANCIS	77	73	4	0
RIVAS, JORGE	61	57	4	0
RODRIGUEZ, JIMMY	24	24	0	0
Write-In Totals	6	6	0	0
Not Assigned	6	6	0	0
Total Votes Cast	168	160	8	0
Overvotes	0	0	0	0
Undervotes	0	0	0	0
Contest Totals	168	160	8	0

LBT U.S. Representative in Congress Congressional District 7

Vote For 1

	TOTAL	EARLY	POLLS	PROV
Write-In Totals	0	0	0	0
Write-In: Invalid Write-in	0	0	0	0
Write-In: FERNANDEZ, ANDY	0	0	0	0
Not Assigned	0	0	0	0
Total Votes Cast	0	0	0	0
Overvotes	0	0	0	0
Undervotes	0	0	0	0
Contest Totals	0	0	0	0

GRN U.S. Representative in Congress Congressional District 7

Vote For 1

	TOTAL	EARLY	POLLS	PROV
Write-In Totals	0	0	0	0
Write-In: Invalid Write-in	0	0	0	0
Write-In: QUINTANA, EDUARDO	0	0	0	0
Write-In: SWING, GARY	0	0	0	0
Not Assigned	0	0	0	0
Total Votes Cast	0	0	0	0
Overvotes	0	0	0	0
Undervotes	0	0	0	0
Contest Totals	0	0	0	0

Precinct 122

---

NOL U.S. Representative in Congress Congressional District 7  
Vote For 1

	TOTAL	EARLY	POLLS	PROV
Write-In Totals	0	0	0	0
Write-In: Invalid Write-in	0	0	0	0
Write-In: GRAYSON, RICHARD	0	0	0	0
Not Assigned	0	0	0	0
Total Votes Cast	0	0	0	0
Overvotes	0	0	0	0
Undervotes	0	0	0	0
Contest Totals	0	0	0	0

Statement of Votes Cast  
2025 Special Primary Election  
July 15, 2025

OFFICIAL RESULTS

County of Pima, State of Arizona

Precinct 135

Statistics	TOTAL	EARLY	POLLS	PROV
Registered Voters - Total	215			
Registered Voters - Democratic Party	158			
Registered Voters - Republican Party	4			
Registered Voters - Libertarian Party	0			
Registered Voters - Green Party	0			
Registered Voters - No Labels Party	0			
Ballots Cast - Total	55	27	28	0
Ballots Cast - Democratic Party	55	27	28	0
Ballots Cast - Republican Party	0	0	0	0
Ballots Cast - Libertarian Party	0	0	0	0
Ballots Cast - Green Party	0	0	0	0
Ballots Cast - No Labels Party	0	0	0	0
Ballots Cast - Blank	0	0	0	0
Voter Turnout - Total	25.58%			
Voter Turnout - Democratic Party	34.81%			
Voter Turnout - Republican Party	0.00%			
Voter Turnout - Libertarian Party	0.00%			
Voter Turnout - Green Party	0.00%			
Voter Turnout - No Labels Party	0.00%			

DEM U.S. Representative in Congress Congressional District 7

Vote For 1

	TOTAL	EARLY	POLLS	PROV
FOXX, DEJA	5	1	4	0
GRIJALVA, ADELITA	47	24	23	0
HARRIS SR., PATRICK	0	0	0	0
HERNANDEZ, DANIEL	3	2	1	0
MALVIDO JR., JOSE "MALVIDO"	0	0	0	0
Write-In Totals	0	0	0	0
Not Assigned	0	0	0	0
Total Votes Cast	55	27	28	0
Overvotes	0	0	0	0
Undervotes	0	0	0	0
Contest Totals	55	27	28	0

Statement of Votes Cast  
2025 Special Primary Election  
July 15, 2025

OFFICIAL RESULTS

County of Pima, State of Arizona

Precinct 135

---

REP U.S. Representative in Congress Congressional District 7

Vote For 1

	TOTAL	EARLY	POLLS	PROV
BUTIEREZ SR., DANIEL FRANCIS	0	0	0	0
RIVAS, JORGE	0	0	0	0
RODRIGUEZ, JIMMY	0	0	0	0
Write-In Totals	0	0	0	0
Not Assigned	0	0	0	0
Total Votes Cast	0	0	0	0
Overvotes	0	0	0	0
Undervotes	0	0	0	0
Contest Totals	0	0	0	0

LBT U.S. Representative in Congress Congressional District 7

Vote For 1

	TOTAL	EARLY	POLLS	PROV
Write-In Totals	0	0	0	0
Write-In: Invalid Write-in	0	0	0	0
Write-In: FERNANDEZ, ANDY	0	0	0	0
Not Assigned	0	0	0	0
Total Votes Cast	0	0	0	0
Overvotes	0	0	0	0
Undervotes	0	0	0	0
Contest Totals	0	0	0	0

GRN U.S. Representative in Congress Congressional District 7

Vote For 1

	TOTAL	EARLY	POLLS	PROV
Write-In Totals	0	0	0	0
Write-In: Invalid Write-in	0	0	0	0
Write-In: QUINTANA, EDUARDO	0	0	0	0
Write-In: SWING, GARY	0	0	0	0
Not Assigned	0	0	0	0
Total Votes Cast	0	0	0	0
Overvotes	0	0	0	0
Undervotes	0	0	0	0
Contest Totals	0	0	0	0

Precinct 135

---

NOL U.S. Representative in Congress Congressional District 7  
Vote For 1

	TOTAL	EARLY	POLLS	PROV
Write-In Totals	0	0	0	0
Write-In: Invalid Write-in	0	0	0	0
Write-In: GRAYSON, RICHARD	0	0	0	0
Not Assigned	0	0	0	0
Total Votes Cast	0	0	0	0
Overvotes	0	0	0	0
Undervotes	0	0	0	0
Contest Totals	0	0	0	0

Statement of Votes Cast  
2025 Special Primary Election  
July 15, 2025

OFFICIAL RESULTS

County of Pima, State of Arizona

Precinct 136

Statistics	TOTAL	EARLY	POLLS	PROV
Registered Voters - Total	194			
Registered Voters - Democratic Party	130			
Registered Voters - Republican Party	12			
Registered Voters - Libertarian Party	0			
Registered Voters - Green Party	1			
Registered Voters - No Labels Party	1			
Ballots Cast - Total	58	28	29	1
Ballots Cast - Democratic Party	55	27	27	1
Ballots Cast - Republican Party	3	1	2	0
Ballots Cast - Libertarian Party	0	0	0	0
Ballots Cast - Green Party	0	0	0	0
Ballots Cast - No Labels Party	0	0	0	0
Ballots Cast - Blank	0	0	0	0
Voter Turnout - Total	29.90%			
Voter Turnout - Democratic Party	42.31%			
Voter Turnout - Republican Party	25.00%			
Voter Turnout - Libertarian Party	0.00%			
Voter Turnout - Green Party	0.00%			
Voter Turnout - No Labels Party	0.00%			

DEM U.S. Representative in Congress Congressional District 7

Vote For 1

	TOTAL	EARLY	POLLS	PROV
FOXX, DEJA	5	2	2	1
GRIJALVA, ADELITA	44	20	24	0
HARRIS SR., PATRICK	1	0	1	0
HERNANDEZ, DANIEL	5	5	0	0
MALVIDO JR., JOSE "MALVIDO"	0	0	0	0
Write-In Totals	0	0	0	0
Not Assigned	0	0	0	0
Total Votes Cast	55	27	27	1
Overvotes	0	0	0	0
Undervotes	0	0	0	0
Contest Totals	55	27	27	1

Statement of Votes Cast  
2025 Special Primary Election  
July 15, 2025

OFFICIAL RESULTS

County of Pima, State of Arizona

Precinct 136

---

REP U.S. Representative in Congress Congressional District 7

Vote For 1

	TOTAL	EARLY	POLLS	PROV
BUTIEREZ SR., DANIEL FRANCIS	1	0	1	0
RIVAS, JORGE	1	1	0	0
RODRIGUEZ, JIMMY	1	0	1	0
Write-In Totals	0	0	0	0
Not Assigned	0	0	0	0
Total Votes Cast	3	1	2	0
Overvotes	0	0	0	0
Undervotes	0	0	0	0
Contest Totals	3	1	2	0

LBT U.S. Representative in Congress Congressional District 7

Vote For 1

	TOTAL	EARLY	POLLS	PROV
Write-In Totals	0	0	0	0
Write-In: Invalid Write-in	0	0	0	0
Write-In: FERNANDEZ, ANDY	0	0	0	0
Not Assigned	0	0	0	0
Total Votes Cast	0	0	0	0
Overvotes	0	0	0	0
Undervotes	0	0	0	0
Contest Totals	0	0	0	0

GRN U.S. Representative in Congress Congressional District 7

Vote For 1

	TOTAL	EARLY	POLLS	PROV
Write-In Totals	0	0	0	0
Write-In: Invalid Write-in	0	0	0	0
Write-In: QUINTANA, EDUARDO	0	0	0	0
Write-In: SWING, GARY	0	0	0	0
Not Assigned	0	0	0	0
Total Votes Cast	0	0	0	0
Overvotes	0	0	0	0
Undervotes	0	0	0	0
Contest Totals	0	0	0	0

Precinct 136

---

NOL U.S. Representative in Congress Congressional District 7  
Vote For 1

	TOTAL	EARLY	POLLS	PROV
Write-In Totals	0	0	0	0
Write-In: Invalid Write-in	0	0	0	0
Write-In: GRAYSON, RICHARD	0	0	0	0
Not Assigned	0	0	0	0
Total Votes Cast	0	0	0	0
Overvotes	0	0	0	0
Undervotes	0	0	0	0
Contest Totals	0	0	0	0



Statement of Votes Cast  
2025 Special Primary Election  
July 15, 2025

OFFICIAL RESULTS

County of Pima, State of Arizona

Precinct 137

Statistics	TOTAL	EARLY	POLLS	PROV
Registered Voters - Total	174			
Registered Voters - Democratic Party	117			
Registered Voters - Republican Party	11			
Registered Voters - Libertarian Party	0			
Registered Voters - Green Party	0			
Registered Voters - No Labels Party	0			
Ballots Cast - Total	40	26	14	0
Ballots Cast - Democratic Party	39	25	14	0
Ballots Cast - Republican Party	1	1	0	0
Ballots Cast - Libertarian Party	0	0	0	0
Ballots Cast - Green Party	0	0	0	0
Ballots Cast - No Labels Party	0	0	0	0
Ballots Cast - Blank	1	1	0	0
Voter Turnout - Total	22.99%			
Voter Turnout - Democratic Party	33.33%			
Voter Turnout - Republican Party	9.09%			
Voter Turnout - Libertarian Party	0.00%			
Voter Turnout - Green Party	0.00%			
Voter Turnout - No Labels Party	0.00%			

DEM U.S. Representative in Congress Congressional District 7

Vote For 1

	TOTAL	EARLY	POLLS	PROV
FOXX, DEJA	1	1	0	0
GRIJALVA, ADELITA	34	20	14	0
HARRIS SR., PATRICK	1	1	0	0
HERNANDEZ, DANIEL	3	3	0	0
MALVIDO JR., JOSE "MALVIDO"	0	0	0	0
Write-In Totals	0	0	0	0
Not Assigned	0	0	0	0
Total Votes Cast	39	25	14	0
Overvotes	0	0	0	0
Undervotes	0	0	0	0
Contest Totals	39	25	14	0

Statement of Votes Cast  
2025 Special Primary Election  
July 15, 2025

OFFICIAL RESULTS

County of Pima, State of Arizona

## Precinct 137

---

REP U.S. Representative in Congress Congressional District 7

Vote For 1

	TOTAL	EARLY	POLLS	PROV
BUTIEREZ SR., DANIEL FRANCIS	0	0	0	0
RIVAS, JORGE	0	0	0	0
RODRIGUEZ, JIMMY	0	0	0	0
Write-In Totals	0	0	0	0
Not Assigned	0	0	0	0
Total Votes Cast	0	0	0	0
Overvotes	0	0	0	0
Undervotes	1	1	0	0
Contest Totals	1	1	0	0

LBT U.S. Representative in Congress Congressional District 7

Vote For 1

	TOTAL	EARLY	POLLS	PROV
Write-In Totals	0	0	0	0
Write-In: Invalid Write-in	0	0	0	0
Write-In: FERNANDEZ, ANDY	0	0	0	0
Not Assigned	0	0	0	0
Total Votes Cast	0	0	0	0
Overvotes	0	0	0	0
Undervotes	0	0	0	0
Contest Totals	0	0	0	0

GRN U.S. Representative in Congress Congressional District 7

Vote For 1

	TOTAL	EARLY	POLLS	PROV
Write-In Totals	0	0	0	0
Write-In: Invalid Write-in	0	0	0	0
Write-In: QUINTANA, EDUARDO	0	0	0	0
Write-In: SWING, GARY	0	0	0	0
Not Assigned	0	0	0	0
Total Votes Cast	0	0	0	0
Overvotes	0	0	0	0
Undervotes	0	0	0	0
Contest Totals	0	0	0	0

Precinct 137

---

NOL U.S. Representative in Congress Congressional District 7

Vote For 1

	TOTAL	EARLY	POLLS	PROV
Write-In Totals	0	0	0	0
Write-In: Invalid Write-in	0	0	0	0
Write-In: GRAYSON, RICHARD	0	0	0	0
Not Assigned	0	0	0	0
Total Votes Cast	0	0	0	0
Overvotes	0	0	0	0
Undervotes	0	0	0	0
Contest Totals	0	0	0	0

Statement of Votes Cast  
2025 Special Primary Election  
July 15, 2025

OFFICIAL RESULTS

County of Pima, State of Arizona

Precinct 138

Statistics	TOTAL	EARLY	POLLS	PROV
Registered Voters - Total	558			
Registered Voters - Democratic Party	370			
Registered Voters - Republican Party	27			
Registered Voters - Libertarian Party	0			
Registered Voters - Green Party	0			
Registered Voters - No Labels Party	4			
Ballots Cast - Total	116	81	31	4
Ballots Cast - Democratic Party	113	78	31	4
Ballots Cast - Republican Party	3	3	0	0
Ballots Cast - Libertarian Party	0	0	0	0
Ballots Cast - Green Party	0	0	0	0
Ballots Cast - No Labels Party	0	0	0	0
Ballots Cast - Blank	2	1	0	1
Voter Turnout - Total	20.79%			
Voter Turnout - Democratic Party	30.54%			
Voter Turnout - Republican Party	11.11%			
Voter Turnout - Libertarian Party	0.00%			
Voter Turnout - Green Party	0.00%			
Voter Turnout - No Labels Party	0.00%			

DEM U.S. Representative in Congress Congressional District 7

Vote For 1

	TOTAL	EARLY	POLLS	PROV
FOXX, DEJA	15	5	9	1
GRIJALVA, ADELITA	88	64	22	2
HARRIS SR., PATRICK	0	0	0	0
HERNANDEZ, DANIEL	7	7	0	0
MALVIDO JR., JOSE "MALVIDO"	0	0	0	0
Write-In Totals	0	0	0	0
Not Assigned	0	0	0	0
Total Votes Cast	110	76	31	3
Overvotes	1	1	0	0
Undervotes	2	1	0	1
Contest Totals	113	78	31	4

Statement of Votes Cast  
2025 Special Primary Election  
July 15, 2025

OFFICIAL RESULTS

County of Pima, State of Arizona

Precinct 138

---

REP U.S. Representative in Congress Congressional District 7

Vote For 1

	TOTAL	EARLY	POLLS	PROV
BUTIEREZ SR., DANIEL FRANCIS	1	1	0	0
RIVAS, JORGE	2	2	0	0
RODRIGUEZ, JIMMY	0	0	0	0
Write-In Totals	0	0	0	0
Not Assigned	0	0	0	0
Total Votes Cast	3	3	0	0
Overvotes	0	0	0	0
Undervotes	0	0	0	0
Contest Totals	3	3	0	0

LBT U.S. Representative in Congress Congressional District 7

Vote For 1

	TOTAL	EARLY	POLLS	PROV
Write-In Totals	0	0	0	0
Write-In: Invalid Write-in	0	0	0	0
Write-In: FERNANDEZ, ANDY	0	0	0	0
Not Assigned	0	0	0	0
Total Votes Cast	0	0	0	0
Overvotes	0	0	0	0
Undervotes	0	0	0	0
Contest Totals	0	0	0	0

GRN U.S. Representative in Congress Congressional District 7

Vote For 1

	TOTAL	EARLY	POLLS	PROV
Write-In Totals	0	0	0	0
Write-In: Invalid Write-in	0	0	0	0
Write-In: QUINTANA, EDUARDO	0	0	0	0
Write-In: SWING, GARY	0	0	0	0
Not Assigned	0	0	0	0
Total Votes Cast	0	0	0	0
Overvotes	0	0	0	0
Undervotes	0	0	0	0
Contest Totals	0	0	0	0

Precinct 138

---

NOL U.S. Representative in Congress Congressional District 7

Vote For 1

	TOTAL	EARLY	POLLS	PROV
Write-In Totals	0	0	0	0
Write-In: Invalid Write-in	0	0	0	0
Write-In: GRAYSON, RICHARD	0	0	0	0
Not Assigned	0	0	0	0
Total Votes Cast	0	0	0	0
Overvotes	0	0	0	0
Undervotes	0	0	0	0
Contest Totals	0	0	0	0

Statement of Votes Cast  
2025 Special Primary Election  
July 15, 2025

OFFICIAL RESULTS

County of Pima, State of Arizona

Precinct 139

Statistics	TOTAL	EARLY	POLLS	PROV
Registered Voters - Total	629			
Registered Voters - Democratic Party	207			
Registered Voters - Republican Party	158			
Registered Voters - Libertarian Party	3			
Registered Voters - Green Party	0			
Registered Voters - No Labels Party	5			
Ballots Cast - Total	104	92	12	0
Ballots Cast - Democratic Party	73	64	9	0
Ballots Cast - Republican Party	29	26	3	0
Ballots Cast - Libertarian Party	1	1	0	0
Ballots Cast - Green Party	0	0	0	0
Ballots Cast - No Labels Party	1	1	0	0
Ballots Cast - Blank	0	0	0	0
Voter Turnout - Total	16.53%			
Voter Turnout - Democratic Party	35.27%			
Voter Turnout - Republican Party	18.35%			
Voter Turnout - Libertarian Party	33.33%			
Voter Turnout - Green Party	0.00%			
Voter Turnout - No Labels Party	20.00%			

DEM U.S. Representative in Congress Congressional District 7

Vote For 1

	TOTAL	EARLY	POLLS	PROV
FOXX, DEJA	7	6	1	0
GRIJALVA, ADELITA	51	43	8	0
HARRIS SR., PATRICK	0	0	0	0
HERNANDEZ, DANIEL	15	15	0	0
MALVIDO JR., JOSE "MALVIDO"	0	0	0	0
Write-In Totals	0	0	0	0
Not Assigned	0	0	0	0
Total Votes Cast	73	64	9	0
Overvotes	0	0	0	0
Undervotes	0	0	0	0
Contest Totals	73	64	9	0

Statement of Votes Cast  
2025 Special Primary Election  
July 15, 2025

OFFICIAL RESULTS

County of Pima, State of Arizona

Precinct 139

---

REP U.S. Representative in Congress Congressional District 7

Vote For 1

	TOTAL	EARLY	POLLS	PROV
BUTIEREZ SR., DANIEL FRANCIS	23	21	2	0
RIVAS, JORGE	3	3	0	0
RODRIGUEZ, JIMMY	3	2	1	0
Write-In Totals	0	0	0	0
Not Assigned	0	0	0	0
Total Votes Cast	29	26	3	0
Overvotes	0	0	0	0
Undervotes	0	0	0	0
Contest Totals	29	26	3	0

LBT U.S. Representative in Congress Congressional District 7

Vote For 1

	TOTAL	EARLY	POLLS	PROV
Write-In Totals	1	1	0	0
Write-In: Invalid Write-in	0	0	0	0
Write-In: FERNANDEZ, ANDY	1	1	0	0
Not Assigned	0	0	0	0
Total Votes Cast	1	1	0	0
Overvotes	0	0	0	0
Undervotes	0	0	0	0
Contest Totals	1	1	0	0

GRN U.S. Representative in Congress Congressional District 7

Vote For 1

	TOTAL	EARLY	POLLS	PROV
Write-In Totals	0	0	0	0
Write-In: Invalid Write-in	0	0	0	0
Write-In: QUINTANA, EDUARDO	0	0	0	0
Write-In: SWING, GARY	0	0	0	0
Not Assigned	0	0	0	0
Total Votes Cast	0	0	0	0
Overvotes	0	0	0	0
Undervotes	0	0	0	0
Contest Totals	0	0	0	0



Precinct 139

---

NOL U.S. Representative in Congress Congressional District 7

Vote For 1

	TOTAL	EARLY	POLLS	PROV
Write-In Totals	1	1	0	0
Write-In: Invalid Write-in	1	1	0	0
Write-In: GRAYSON, RICHARD	0	0	0	0
Not Assigned	0	0	0	0
Total Votes Cast	1	1	0	0
Overvotes	0	0	0	0
Undervotes	0	0	0	0
Contest Totals	1	1	0	0

Statement of Votes Cast  
2025 Special Primary Election  
July 15, 2025

OFFICIAL RESULTS

County of Pima, State of Arizona

Precinct 143

Statistics	TOTAL	EARLY	POLLS	PROV
Registered Voters - Total	1,089			
Registered Voters - Democratic Party	620			
Registered Voters - Republican Party	86			
Registered Voters - Libertarian Party	4			
Registered Voters - Green Party	12			
Registered Voters - No Labels Party	9			
Ballots Cast - Total	346	314	31	1
Ballots Cast - Democratic Party	324	293	30	1
Ballots Cast - Republican Party	17	16	1	0
Ballots Cast - Libertarian Party	1	1	0	0
Ballots Cast - Green Party	3	3	0	0
Ballots Cast - No Labels Party	1	1	0	0
Ballots Cast - Blank	1	1	0	0
Voter Turnout - Total	31.77%			
Voter Turnout - Democratic Party	52.26%			
Voter Turnout - Republican Party	19.77%			
Voter Turnout - Libertarian Party	25.00%			
Voter Turnout - Green Party	25.00%			
Voter Turnout - No Labels Party	11.11%			

DEM U.S. Representative in Congress Congressional District 7

Vote For 1

	TOTAL	EARLY	POLLS	PROV
FOXX, DEJA	87	76	11	0
GRIJALVA, ADELITA	210	193	17	0
HARRIS SR., PATRICK	2	2	0	0
HERNANDEZ, DANIEL	21	20	1	0
MALVIDO JR., JOSE "MALVIDO"	4	2	1	1
Write-In Totals	0	0	0	0
Not Assigned	0	0	0	0
Total Votes Cast	324	293	30	1
Overvotes	0	0	0	0
Undervotes	0	0	0	0
Contest Totals	324	293	30	1

Statement of Votes Cast  
2025 Special Primary Election  
July 15, 2025

OFFICIAL RESULTS

County of Pima, State of Arizona

Precinct 143

---

REP U.S. Representative in Congress Congressional District 7

Vote For 1

	TOTAL	EARLY	POLLS	PROV
BUTIEREZ SR., DANIEL FRANCIS	6	6	0	0
RIVAS, JORGE	5	4	1	0
RODRIGUEZ, JIMMY	4	4	0	0
Write-In Totals	1	1	0	0
Not Assigned	1	1	0	0
Total Votes Cast	16	15	1	0
Overvotes	0	0	0	0
Undervotes	1	1	0	0
Contest Totals	17	16	1	0

LBT U.S. Representative in Congress Congressional District 7

Vote For 1

	TOTAL	EARLY	POLLS	PROV
Write-In Totals	1	1	0	0
Write-In: Invalid Write-in	1	1	0	0
Write-In: FERNANDEZ, ANDY	0	0	0	0
Not Assigned	0	0	0	0
Total Votes Cast	1	1	0	0
Overvotes	0	0	0	0
Undervotes	0	0	0	0
Contest Totals	1	1	0	0

GRN U.S. Representative in Congress Congressional District 7

Vote For 1

	TOTAL	EARLY	POLLS	PROV
Write-In Totals	3	3	0	0
Write-In: Invalid Write-in	1	1	0	0
Write-In: QUINTANA, EDUARDO	2	2	0	0
Write-In: SWING, GARY	0	0	0	0
Not Assigned	0	0	0	0
Total Votes Cast	3	3	0	0
Overvotes	0	0	0	0
Undervotes	0	0	0	0
Contest Totals	3	3	0	0

Precinct 143

---

NOL U.S. Representative in Congress Congressional District 7

Vote For 1

	TOTAL	EARLY	POLLS	PROV
Write-In Totals	1	1	0	0
Write-In: Invalid Write-in	1	1	0	0
Write-In: GRAYSON, RICHARD	0	0	0	0
Not Assigned	0	0	0	0
Total Votes Cast	1	1	0	0
Overvotes	0	0	0	0
Undervotes	0	0	0	0
Contest Totals	1	1	0	0

Statement of Votes Cast  
2025 Special Primary Election  
July 15, 2025

OFFICIAL RESULTS

County of Pima, State of Arizona

Precinct 144

Statistics	TOTAL	EARLY	POLLS	PROV
Registered Voters - Total	2,581			
Registered Voters - Democratic Party	1,310			
Registered Voters - Republican Party	472			
Registered Voters - Libertarian Party	21			
Registered Voters - Green Party	2			
Registered Voters - No Labels Party	17			
Ballots Cast - Total	815	772	41	2
Ballots Cast - Democratic Party	650	622	26	2
Ballots Cast - Republican Party	160	145	15	0
Ballots Cast - Libertarian Party	3	3	0	0
Ballots Cast - Green Party	0	0	0	0
Ballots Cast - No Labels Party	2	2	0	0
Ballots Cast - Blank	1	1	0	0
Voter Turnout - Total	31.58%			
Voter Turnout - Democratic Party	49.62%			
Voter Turnout - Republican Party	33.90%			
Voter Turnout - Libertarian Party	14.29%			
Voter Turnout - Green Party	0.00%			
Voter Turnout - No Labels Party	11.76%			

DEM U.S. Representative in Congress Congressional District 7

Vote For 1

	TOTAL	EARLY	POLLS	PROV
FOXX, DEJA	178	167	10	1
GRIJALVA, ADELITA	384	370	13	1
HARRIS SR., PATRICK	14	14	0	0
HERNANDEZ, DANIEL	64	62	2	0
MALVIDO JR., JOSE "MALVIDO"	8	7	1	0
Write-In Totals	1	1	0	0
Not Assigned	1	1	0	0
Total Votes Cast	649	621	26	2
Overvotes	1	1	0	0
Undervotes	0	0	0	0
Contest Totals	650	622	26	2

Statement of Votes Cast  
2025 Special Primary Election  
July 15, 2025

OFFICIAL RESULTS

County of Pima, State of Arizona

Precinct 144

---

REP U.S. Representative in Congress Congressional District 7

Vote For 1

	TOTAL	EARLY	POLLS	PROV
BUTIEREZ SR., DANIEL FRANCIS	106	96	10	0
RIVAS, JORGE	28	26	2	0
RODRIGUEZ, JIMMY	16	14	2	0
Write-In Totals	10	9	1	0
Not Assigned	10	9	1	0
Total Votes Cast	160	145	15	0
Overvotes	0	0	0	0
Undervotes	0	0	0	0
Contest Totals	160	145	15	0

LBT U.S. Representative in Congress Congressional District 7

Vote For 1

	TOTAL	EARLY	POLLS	PROV
Write-In Totals	3	3	0	0
Write-In: Invalid Write-in	1	1	0	0
Write-In: FERNANDEZ, ANDY	2	2	0	0
Not Assigned	0	0	0	0
Total Votes Cast	3	3	0	0
Overvotes	0	0	0	0
Undervotes	0	0	0	0
Contest Totals	3	3	0	0

GRN U.S. Representative in Congress Congressional District 7

Vote For 1

	TOTAL	EARLY	POLLS	PROV
Write-In Totals	0	0	0	0
Write-In: Invalid Write-in	0	0	0	0
Write-In: QUINTANA, EDUARDO	0	0	0	0
Write-In: SWING, GARY	0	0	0	0
Not Assigned	0	0	0	0
Total Votes Cast	0	0	0	0
Overvotes	0	0	0	0
Undervotes	0	0	0	0
Contest Totals	0	0	0	0

Precinct 144

---

NOL U.S. Representative in Congress Congressional District 7  
Vote For 1

	TOTAL	EARLY	POLLS	PROV
Write-In Totals	1	1	0	0
Write-In: Invalid Write-in	1	1	0	0
Write-In: GRAYSON, RICHARD	0	0	0	0
Not Assigned	0	0	0	0
Total Votes Cast	1	1	0	0
Overvotes	0	0	0	0
Undervotes	1	1	0	0
Contest Totals	2	2	0	0

Statement of Votes Cast  
2025 Special Primary Election  
July 15, 2025

OFFICIAL RESULTS

County of Pima, State of Arizona

Precinct 147

Statistics	TOTAL	EARLY	POLLS	PROV
Registered Voters - Total	3,013			
Registered Voters - Democratic Party	887			
Registered Voters - Republican Party	976			
Registered Voters - Libertarian Party	24			
Registered Voters - Green Party	3			
Registered Voters - No Labels Party	23			
Ballots Cast - Total	574	529	44	1
Ballots Cast - Democratic Party	350	323	26	1
Ballots Cast - Republican Party	220	203	17	0
Ballots Cast - Libertarian Party	2	1	1	0
Ballots Cast - Green Party	2	2	0	0
Ballots Cast - No Labels Party	0	0	0	0
Ballots Cast - Blank	1	1	0	0
Voter Turnout - Total	19.05%			
Voter Turnout - Democratic Party	39.46%			
Voter Turnout - Republican Party	22.54%			
Voter Turnout - Libertarian Party	8.33%			
Voter Turnout - Green Party	66.67%			
Voter Turnout - No Labels Party	0.00%			

DEM U.S. Representative in Congress Congressional District 7

Vote For 1

	TOTAL	EARLY	POLLS	PROV
FOXX, DEJA	65	56	9	0
GRIJALVA, ADELITA	210	200	9	1
HARRIS SR., PATRICK	7	6	1	0
HERNANDEZ, DANIEL	64	57	7	0
MALVIDO JR., JOSE "MALVIDO"	4	4	0	0
Write-In Totals	0	0	0	0
Not Assigned	0	0	0	0
Total Votes Cast	350	323	26	1
Overvotes	0	0	0	0
Undervotes	0	0	0	0
Contest Totals	350	323	26	1



Statement of Votes Cast  
2025 Special Primary Election  
July 15, 2025

OFFICIAL RESULTS

County of Pima, State of Arizona

Precinct 147

---

REP U.S. Representative in Congress Congressional District 7

Vote For 1

	TOTAL	EARLY	POLLS	PROV
BUTIEREZ SR., DANIEL FRANCIS	136	123	13	0
RIVAS, JORGE	56	52	4	0
RODRIGUEZ, JIMMY	23	23	0	0
Write-In Totals	4	4	0	0
Not Assigned	4	4	0	0
Total Votes Cast	219	202	17	0
Overvotes	0	0	0	0
Undervotes	1	1	0	0
Contest Totals	220	203	17	0

LBT U.S. Representative in Congress Congressional District 7

Vote For 1

	TOTAL	EARLY	POLLS	PROV
Write-In Totals	2	1	1	0
Write-In: Invalid Write-in	2	1	1	0
Write-In: FERNANDEZ, ANDY	0	0	0	0
Not Assigned	0	0	0	0
Total Votes Cast	2	1	1	0
Overvotes	0	0	0	0
Undervotes	0	0	0	0
Contest Totals	2	1	1	0

GRN U.S. Representative in Congress Congressional District 7

Vote For 1

	TOTAL	EARLY	POLLS	PROV
Write-In Totals	2	2	0	0
Write-In: Invalid Write-in	2	2	0	0
Write-In: QUINTANA, EDUARDO	0	0	0	0
Write-In: SWING, GARY	0	0	0	0
Not Assigned	0	0	0	0
Total Votes Cast	2	2	0	0
Overvotes	0	0	0	0
Undervotes	0	0	0	0
Contest Totals	2	2	0	0

Precinct 147

---

NOL U.S. Representative in Congress Congressional District 7

Vote For 1

	TOTAL	EARLY	POLLS	PROV
Write-In Totals	0	0	0	0
Write-In: Invalid Write-in	0	0	0	0
Write-In: GRAYSON, RICHARD	0	0	0	0
Not Assigned	0	0	0	0
Total Votes Cast	0	0	0	0
Overvotes	0	0	0	0
Undervotes	0	0	0	0
Contest Totals	0	0	0	0

Statement of Votes Cast  
2025 Special Primary Election  
July 15, 2025

OFFICIAL RESULTS

County of Pima, State of Arizona

Precinct 151

Statistics	TOTAL	EARLY	POLLS	PROV
Registered Voters - Total	1,272			
Registered Voters - Democratic Party	577			
Registered Voters - Republican Party	359			
Registered Voters - Libertarian Party	10			
Registered Voters - Green Party	2			
Registered Voters - No Labels Party	5			
Ballots Cast - Total	549	517	32	0
Ballots Cast - Democratic Party	407	383	24	0
Ballots Cast - Republican Party	141	133	8	0
Ballots Cast - Libertarian Party	0	0	0	0
Ballots Cast - Green Party	1	1	0	0
Ballots Cast - No Labels Party	0	0	0	0
Ballots Cast - Blank	1	1	0	0
Voter Turnout - Total	43.16%			
Voter Turnout - Democratic Party	70.54%			
Voter Turnout - Republican Party	39.28%			
Voter Turnout - Libertarian Party	0.00%			
Voter Turnout - Green Party	50.00%			
Voter Turnout - No Labels Party	0.00%			

DEM U.S. Representative in Congress Congressional District 7

Vote For 1

	TOTAL	EARLY	POLLS	PROV
FOXX, DEJA	90	88	2	0
GRIJALVA, ADELITA	272	252	20	0
HARRIS SR., PATRICK	6	6	0	0
HERNANDEZ, DANIEL	36	35	1	0
MALVIDO JR., JOSE "MALVIDO"	3	2	1	0
Write-In Totals	0	0	0	0
Not Assigned	0	0	0	0
Total Votes Cast	407	383	24	0
Overvotes	0	0	0	0
Undervotes	0	0	0	0
Contest Totals	407	383	24	0

Precinct 151

REP U.S. Representative in Congress Congressional District 7  
Vote For 1

	TOTAL	EARLY	POLLS	PROV
BUTIEREZ SR., DANIEL FRANCIS	76	68	8	0
RIVAS, JORGE	37	37	0	0
RODRIGUEZ, JIMMY	12	12	0	0
Write-In Totals	15	15	0	0
Not Assigned	15	15	0	0
Total Votes Cast	140	132	8	0
Overvotes	0	0	0	0
Undervotes	1	1	0	0
Contest Totals	141	133	8	0

LBT U.S. Representative in Congress Congressional District 7  
Vote For 1

	TOTAL	EARLY	POLLS	PROV
Write-In Totals	0	0	0	0
Write-In: Invalid Write-in	0	0	0	0
Write-In: FERNANDEZ, ANDY	0	0	0	0
Not Assigned	0	0	0	0
Total Votes Cast	0	0	0	0
Overvotes	0	0	0	0
Undervotes	0	0	0	0
Contest Totals	0	0	0	0

GRN U.S. Representative in Congress Congressional District 7  
Vote For 1

	TOTAL	EARLY	POLLS	PROV
Write-In Totals	1	1	0	0
Write-In: Invalid Write-in	0	0	0	0
Write-In: QUINTANA, EDUARDO	1	1	0	0
Write-In: SWING, GARY	0	0	0	0
Not Assigned	0	0	0	0
Total Votes Cast	1	1	0	0
Overvotes	0	0	0	0
Undervotes	0	0	0	0
Contest Totals	1	1	0	0

Precinct 151

---

NOL U.S. Representative in Congress Congressional District 7

Vote For 1

	TOTAL	EARLY	POLLS	PROV
Write-In Totals	0	0	0	0
Write-In: Invalid Write-in	0	0	0	0
Write-In: GRAYSON, RICHARD	0	0	0	0
Not Assigned	0	0	0	0
Total Votes Cast	0	0	0	0
Overvotes	0	0	0	0
Undervotes	0	0	0	0
Contest Totals	0	0	0	0

Statement of Votes Cast  
2025 Special Primary Election  
July 15, 2025

OFFICIAL RESULTS

County of Pima, State of Arizona

Precinct 152

Statistics	TOTAL	EARLY	POLLS	PROV
Registered Voters - Total	996			
Registered Voters - Democratic Party	453			
Registered Voters - Republican Party	156			
Registered Voters - Libertarian Party	6			
Registered Voters - Green Party	1			
Registered Voters - No Labels Party	4			
Ballots Cast - Total	198	183	15	0
Ballots Cast - Democratic Party	168	157	11	0
Ballots Cast - Republican Party	29	25	4	0
Ballots Cast - Libertarian Party	1	1	0	0
Ballots Cast - Green Party	0	0	0	0
Ballots Cast - No Labels Party	0	0	0	0
Ballots Cast - Blank	0	0	0	0
Voter Turnout - Total	19.88%			
Voter Turnout - Democratic Party	37.09%			
Voter Turnout - Republican Party	18.59%			
Voter Turnout - Libertarian Party	16.67%			
Voter Turnout - Green Party	0.00%			
Voter Turnout - No Labels Party	0.00%			

DEM U.S. Representative in Congress Congressional District 7

Vote For 1

	TOTAL	EARLY	POLLS	PROV
FOXX, DEJA	41	39	2	0
GRIJALVA, ADELITA	112	104	8	0
HARRIS SR., PATRICK	2	2	0	0
HERNANDEZ, DANIEL	12	11	1	0
MALVIDO JR., JOSE "MALVIDO"	0	0	0	0
Write-In Totals	1	1	0	0
Not Assigned	1	1	0	0
Total Votes Cast	168	157	11	0
Overvotes	0	0	0	0
Undervotes	0	0	0	0
Contest Totals	168	157	11	0

Statement of Votes Cast  
2025 Special Primary Election  
July 15, 2025

OFFICIAL RESULTS

County of Pima, State of Arizona

Precinct 152

---

REP U.S. Representative in Congress Congressional District 7

Vote For 1

	TOTAL	EARLY	POLLS	PROV
BUTIEREZ SR., DANIEL FRANCIS	21	17	4	0
RIVAS, JORGE	4	4	0	0
RODRIGUEZ, JIMMY	3	3	0	0
Write-In Totals	1	1	0	0
Not Assigned	1	1	0	0
Total Votes Cast	29	25	4	0
Overvotes	0	0	0	0
Undervotes	0	0	0	0
Contest Totals	29	25	4	0

LBT U.S. Representative in Congress Congressional District 7

Vote For 1

	TOTAL	EARLY	POLLS	PROV
Write-In Totals	1	1	0	0
Write-In: Invalid Write-in	0	0	0	0
Write-In: FERNANDEZ, ANDY	1	1	0	0
Not Assigned	0	0	0	0
Total Votes Cast	1	1	0	0
Overvotes	0	0	0	0
Undervotes	0	0	0	0
Contest Totals	1	1	0	0

GRN U.S. Representative in Congress Congressional District 7

Vote For 1

	TOTAL	EARLY	POLLS	PROV
Write-In Totals	0	0	0	0
Write-In: Invalid Write-in	0	0	0	0
Write-In: QUINTANA, EDUARDO	0	0	0	0
Write-In: SWING, GARY	0	0	0	0
Not Assigned	0	0	0	0
Total Votes Cast	0	0	0	0
Overvotes	0	0	0	0
Undervotes	0	0	0	0
Contest Totals	0	0	0	0

Precinct 152

---

NOL U.S. Representative in Congress Congressional District 7

Vote For 1

	TOTAL	EARLY	POLLS	PROV
Write-In Totals	0	0	0	0
Write-In: Invalid Write-in	0	0	0	0
Write-In: GRAYSON, RICHARD	0	0	0	0
Not Assigned	0	0	0	0
Total Votes Cast	0	0	0	0
Overvotes	0	0	0	0
Undervotes	0	0	0	0
Contest Totals	0	0	0	0



Statement of Votes Cast  
2025 Special Primary Election  
July 15, 2025

OFFICIAL RESULTS

County of Pima, State of Arizona

Precinct 153

Statistics	TOTAL	EARLY	POLLS	PROV
Registered Voters - Total	3,905			
Registered Voters - Democratic Party	1,774			
Registered Voters - Republican Party	829			
Registered Voters - Libertarian Party	30			
Registered Voters - Green Party	6			
Registered Voters - No Labels Party	27			
Ballots Cast - Total	1,138	1,057	81	0
Ballots Cast - Democratic Party	894	843	51	0
Ballots Cast - Republican Party	236	206	30	0
Ballots Cast - Libertarian Party	5	5	0	0
Ballots Cast - Green Party	1	1	0	0
Ballots Cast - No Labels Party	2	2	0	0
Ballots Cast - Blank	2	2	0	0
Voter Turnout - Total	29.14%			
Voter Turnout - Democratic Party	50.39%			
Voter Turnout - Republican Party	28.47%			
Voter Turnout - Libertarian Party	16.67%			
Voter Turnout - Green Party	16.67%			
Voter Turnout - No Labels Party	7.41%			

DEM U.S. Representative in Congress Congressional District 7

Vote For 1

	TOTAL	EARLY	POLLS	PROV
FOXX, DEJA	213	188	25	0
GRIJALVA, ADELITA	574	558	16	0
HARRIS SR., PATRICK	11	10	1	0
HERNANDEZ, DANIEL	84	78	6	0
MALVIDO JR., JOSE "MALVIDO"	12	9	3	0
Write-In Totals	0	0	0	0
Not Assigned	0	0	0	0
Total Votes Cast	894	843	51	0
Overvotes	0	0	0	0
Undervotes	0	0	0	0
Contest Totals	894	843	51	0

Statement of Votes Cast  
2025 Special Primary Election  
July 15, 2025

OFFICIAL RESULTS

County of Pima, State of Arizona

Precinct 153

---

REP U.S. Representative in Congress Congressional District 7

Vote For 1

	TOTAL	EARLY	POLLS	PROV
BUTIEREZ SR., DANIEL FRANCIS	138	113	25	0
RIVAS, JORGE	68	64	4	0
RODRIGUEZ, JIMMY	20	20	0	0
Write-In Totals	8	8	0	0
Not Assigned	8	8	0	0
Total Votes Cast	234	205	29	0
Overvotes	1	0	1	0
Undervotes	1	1	0	0
Contest Totals	236	206	30	0

LBT U.S. Representative in Congress Congressional District 7

Vote For 1

	TOTAL	EARLY	POLLS	PROV
Write-In Totals	5	5	0	0
Write-In: Invalid Write-in	4	4	0	0
Write-In: FERNANDEZ, ANDY	1	1	0	0
Not Assigned	0	0	0	0
Total Votes Cast	5	5	0	0
Overvotes	0	0	0	0
Undervotes	0	0	0	0
Contest Totals	5	5	0	0

GRN U.S. Representative in Congress Congressional District 7

Vote For 1

	TOTAL	EARLY	POLLS	PROV
Write-In Totals	1	1	0	0
Write-In: Invalid Write-in	0	0	0	0
Write-In: QUINTANA, EDUARDO	1	1	0	0
Write-In: SWING, GARY	0	0	0	0
Not Assigned	0	0	0	0
Total Votes Cast	1	1	0	0
Overvotes	0	0	0	0
Undervotes	0	0	0	0
Contest Totals	1	1	0	0

Precinct 153

---

NOL U.S. Representative in Congress Congressional District 7  
Vote For 1

	TOTAL	EARLY	POLLS	PROV
Write-In Totals	1	1	0	0
Write-In: Invalid Write-in	1	1	0	0
Write-In: GRAYSON, RICHARD	0	0	0	0
Not Assigned	0	0	0	0
Total Votes Cast	1	1	0	0
Overvotes	0	0	0	0
Undervotes	1	1	0	0
Contest Totals	2	2	0	0

Statement of Votes Cast  
2025 Special Primary Election  
July 15, 2025

OFFICIAL RESULTS

County of Pima, State of Arizona

Precinct 154

Statistics	TOTAL	EARLY	POLLS	PROV
Registered Voters - Total	2,400			
Registered Voters - Democratic Party	882			
Registered Voters - Republican Party	413			
Registered Voters - Libertarian Party	18			
Registered Voters - Green Party	8			
Registered Voters - No Labels Party	26			
Ballots Cast - Total	314	294	18	2
Ballots Cast - Democratic Party	253	237	14	2
Ballots Cast - Republican Party	60	56	4	0
Ballots Cast - Libertarian Party	1	1	0	0
Ballots Cast - Green Party	0	0	0	0
Ballots Cast - No Labels Party	0	0	0	0
Ballots Cast - Blank	1	1	0	0
Voter Turnout - Total	13.08%			
Voter Turnout - Democratic Party	28.68%			
Voter Turnout - Republican Party	14.53%			
Voter Turnout - Libertarian Party	5.56%			
Voter Turnout - Green Party	0.00%			
Voter Turnout - No Labels Party	0.00%			

DEM U.S. Representative in Congress Congressional District 7

Vote For 1

	TOTAL	EARLY	POLLS	PROV
FOXX, DEJA	75	66	9	0
GRIJALVA, ADELITA	133	127	4	2
HARRIS SR., PATRICK	3	3	0	0
HERNANDEZ, DANIEL	36	36	0	0
MALVIDO JR., JOSE "MALVIDO"	3	2	1	0
Write-In Totals	1	1	0	0
Not Assigned	1	1	0	0
Total Votes Cast	251	235	14	2
Overvotes	2	2	0	0
Undervotes	0	0	0	0
Contest Totals	253	237	14	2

Statement of Votes Cast  
2025 Special Primary Election  
July 15, 2025

OFFICIAL RESULTS

County of Pima, State of Arizona

Precinct 154

---

REP U.S. Representative in Congress Congressional District 7

Vote For 1

	TOTAL	EARLY	POLLS	PROV
BUTIEREZ SR., DANIEL FRANCIS	33	31	2	0
RIVAS, JORGE	10	10	0	0
RODRIGUEZ, JIMMY	15	13	2	0
Write-In Totals	1	1	0	0
Not Assigned	1	1	0	0
Total Votes Cast	59	55	4	0
Overvotes	0	0	0	0
Undervotes	1	1	0	0
Contest Totals	60	56	4	0

LBT U.S. Representative in Congress Congressional District 7

Vote For 1

	TOTAL	EARLY	POLLS	PROV
Write-In Totals	1	1	0	0
Write-In: Invalid Write-in	1	1	0	0
Write-In: FERNANDEZ, ANDY	0	0	0	0
Not Assigned	0	0	0	0
Total Votes Cast	1	1	0	0
Overvotes	0	0	0	0
Undervotes	0	0	0	0
Contest Totals	1	1	0	0

GRN U.S. Representative in Congress Congressional District 7

Vote For 1

	TOTAL	EARLY	POLLS	PROV
Write-In Totals	0	0	0	0
Write-In: Invalid Write-in	0	0	0	0
Write-In: QUINTANA, EDUARDO	0	0	0	0
Write-In: SWING, GARY	0	0	0	0
Not Assigned	0	0	0	0
Total Votes Cast	0	0	0	0
Overvotes	0	0	0	0
Undervotes	0	0	0	0
Contest Totals	0	0	0	0

Precinct 154

---

NOL U.S. Representative in Congress Congressional District 7  
Vote For 1

	TOTAL	EARLY	POLLS	PROV
Write-In Totals	0	0	0	0
Write-In: Invalid Write-in	0	0	0	0
Write-In: GRAYSON, RICHARD	0	0	0	0
Not Assigned	0	0	0	0
Total Votes Cast	0	0	0	0
Overvotes	0	0	0	0
Undervotes	0	0	0	0
Contest Totals	0	0	0	0

Statement of Votes Cast  
2025 Special Primary Election  
July 15, 2025

OFFICIAL RESULTS

County of Pima, State of Arizona

Precinct 155

Statistics	TOTAL	EARLY	POLLS	PROV
Registered Voters - Total	2,130			
Registered Voters - Democratic Party	803			
Registered Voters - Republican Party	372			
Registered Voters - Libertarian Party	10			
Registered Voters - Green Party	3			
Registered Voters - No Labels Party	20			
Ballots Cast - Total	197	185	12	0
Ballots Cast - Democratic Party	150	144	6	0
Ballots Cast - Republican Party	47	41	6	0
Ballots Cast - Libertarian Party	0	0	0	0
Ballots Cast - Green Party	0	0	0	0
Ballots Cast - No Labels Party	0	0	0	0
Ballots Cast - Blank	0	0	0	0
Voter Turnout - Total	9.25%			
Voter Turnout - Democratic Party	18.68%			
Voter Turnout - Republican Party	12.63%			
Voter Turnout - Libertarian Party	0.00%			
Voter Turnout - Green Party	0.00%			
Voter Turnout - No Labels Party	0.00%			

DEM U.S. Representative in Congress Congressional District 7

Vote For 1

	TOTAL	EARLY	POLLS	PROV
FOXX, DEJA	27	25	2	0
GRIJALVA, ADELITA	92	89	3	0
HARRIS SR., PATRICK	6	5	1	0
HERNANDEZ, DANIEL	24	24	0	0
MALVIDO JR., JOSE "MALVIDO"	0	0	0	0
Write-In Totals	1	1	0	0
Not Assigned	1	1	0	0
Total Votes Cast	150	144	6	0
Overvotes	0	0	0	0
Undervotes	0	0	0	0
Contest Totals	150	144	6	0

Statement of Votes Cast  
2025 Special Primary Election  
July 15, 2025

OFFICIAL RESULTS

County of Pima, State of Arizona

Precinct 155

---

REP U.S. Representative in Congress Congressional District 7

Vote For 1

	TOTAL	EARLY	POLLS	PROV
BUTIEREZ SR., DANIEL FRANCIS	26	20	6	0
RIVAS, JORGE	13	13	0	0
RODRIGUEZ, JIMMY	6	6	0	0
Write-In Totals	2	2	0	0
Not Assigned	2	2	0	0
Total Votes Cast	47	41	6	0
Overvotes	0	0	0	0
Undervotes	0	0	0	0
Contest Totals	47	41	6	0

LBT U.S. Representative in Congress Congressional District 7

Vote For 1

	TOTAL	EARLY	POLLS	PROV
Write-In Totals	0	0	0	0
Write-In: Invalid Write-in	0	0	0	0
Write-In: FERNANDEZ, ANDY	0	0	0	0
Not Assigned	0	0	0	0
Total Votes Cast	0	0	0	0
Overvotes	0	0	0	0
Undervotes	0	0	0	0
Contest Totals	0	0	0	0

GRN U.S. Representative in Congress Congressional District 7

Vote For 1

	TOTAL	EARLY	POLLS	PROV
Write-In Totals	0	0	0	0
Write-In: Invalid Write-in	0	0	0	0
Write-In: QUINTANA, EDUARDO	0	0	0	0
Write-In: SWING, GARY	0	0	0	0
Not Assigned	0	0	0	0
Total Votes Cast	0	0	0	0
Overvotes	0	0	0	0
Undervotes	0	0	0	0
Contest Totals	0	0	0	0



Precinct 155

---

NOL U.S. Representative in Congress Congressional District 7

Vote For 1

	TOTAL	EARLY	POLLS	PROV
Write-In Totals	0	0	0	0
Write-In: Invalid Write-in	0	0	0	0
Write-In: GRAYSON, RICHARD	0	0	0	0
Not Assigned	0	0	0	0
Total Votes Cast	0	0	0	0
Overvotes	0	0	0	0
Undervotes	0	0	0	0
Contest Totals	0	0	0	0

Statement of Votes Cast  
2025 Special Primary Election  
July 15, 2025

OFFICIAL RESULTS

County of Pima, State of Arizona

Precinct 156

Statistics	TOTAL	EARLY	POLLS	PROV
Registered Voters - Total	1,056			
Registered Voters - Democratic Party	336			
Registered Voters - Republican Party	374			
Registered Voters - Libertarian Party	7			
Registered Voters - Green Party	1			
Registered Voters - No Labels Party	5			
Ballots Cast - Total	305	297	8	0
Ballots Cast - Democratic Party	176	171	5	0
Ballots Cast - Republican Party	128	125	3	0
Ballots Cast - Libertarian Party	1	1	0	0
Ballots Cast - Green Party	0	0	0	0
Ballots Cast - No Labels Party	0	0	0	0
Ballots Cast - Blank	0	0	0	0
Voter Turnout - Total	28.88%			
Voter Turnout - Democratic Party	52.38%			
Voter Turnout - Republican Party	34.22%			
Voter Turnout - Libertarian Party	14.29%			
Voter Turnout - Green Party	0.00%			
Voter Turnout - No Labels Party	0.00%			

DEM U.S. Representative in Congress Congressional District 7

Vote For 1

	TOTAL	EARLY	POLLS	PROV
FOXX, DEJA	34	31	3	0
GRIJALVA, ADELITA	101	99	2	0
HARRIS SR., PATRICK	4	4	0	0
HERNANDEZ, DANIEL	33	33	0	0
MALVIDO JR., JOSE "MALVIDO"	4	4	0	0
Write-In Totals	0	0	0	0
Not Assigned	0	0	0	0
Total Votes Cast	176	171	5	0
Overvotes	0	0	0	0
Undervotes	0	0	0	0
Contest Totals	176	171	5	0

Statement of Votes Cast  
2025 Special Primary Election  
July 15, 2025

OFFICIAL RESULTS

County of Pima, State of Arizona

Precinct 156

---

REP U.S. Representative in Congress Congressional District 7

Vote For 1

	TOTAL	EARLY	POLLS	PROV
BUTIEREZ SR., DANIEL FRANCIS	57	57	0	0
RIVAS, JORGE	39	37	2	0
RODRIGUEZ, JIMMY	30	29	1	0
Write-In Totals	1	1	0	0
Not Assigned	1	1	0	0
Total Votes Cast	127	124	3	0
Overvotes	1	1	0	0
Undervotes	0	0	0	0
Contest Totals	128	125	3	0

LBT U.S. Representative in Congress Congressional District 7

Vote For 1

	TOTAL	EARLY	POLLS	PROV
Write-In Totals	1	1	0	0
Write-In: Invalid Write-in	1	1	0	0
Write-In: FERNANDEZ, ANDY	0	0	0	0
Not Assigned	0	0	0	0
Total Votes Cast	1	1	0	0
Overvotes	0	0	0	0
Undervotes	0	0	0	0
Contest Totals	1	1	0	0

GRN U.S. Representative in Congress Congressional District 7

Vote For 1

	TOTAL	EARLY	POLLS	PROV
Write-In Totals	0	0	0	0
Write-In: Invalid Write-in	0	0	0	0
Write-In: QUINTANA, EDUARDO	0	0	0	0
Write-In: SWING, GARY	0	0	0	0
Not Assigned	0	0	0	0
Total Votes Cast	0	0	0	0
Overvotes	0	0	0	0
Undervotes	0	0	0	0
Contest Totals	0	0	0	0

Precinct 156

---

NOL U.S. Representative in Congress Congressional District 7  
Vote For 1

	TOTAL	EARLY	POLLS	PROV
Write-In Totals	0	0	0	0
Write-In: Invalid Write-in	0	0	0	0
Write-In: GRAYSON, RICHARD	0	0	0	0
Not Assigned	0	0	0	0
Total Votes Cast	0	0	0	0
Overvotes	0	0	0	0
Undervotes	0	0	0	0
Contest Totals	0	0	0	0

Statement of Votes Cast  
2025 Special Primary Election  
July 15, 2025

OFFICIAL RESULTS

County of Pima, State of Arizona

Precinct 157

Statistics	TOTAL	EARLY	POLLS	PROV
Registered Voters - Total	3,449			
Registered Voters - Democratic Party	1,590			
Registered Voters - Republican Party	522			
Registered Voters - Libertarian Party	24			
Registered Voters - Green Party	3			
Registered Voters - No Labels Party	37			
Ballots Cast - Total	583	540	43	0
Ballots Cast - Democratic Party	496	467	29	0
Ballots Cast - Republican Party	84	71	13	0
Ballots Cast - Libertarian Party	1	1	0	0
Ballots Cast - Green Party	1	1	0	0
Ballots Cast - No Labels Party	1	0	1	0
Ballots Cast - Blank	1	1	0	0
Voter Turnout - Total	16.90%			
Voter Turnout - Democratic Party	31.20%			
Voter Turnout - Republican Party	16.09%			
Voter Turnout - Libertarian Party	4.17%			
Voter Turnout - Green Party	33.33%			
Voter Turnout - No Labels Party	2.70%			

DEM U.S. Representative in Congress Congressional District 7

Vote For 1

	TOTAL	EARLY	POLLS	PROV
FOXX, DEJA	104	98	6	0
GRIJALVA, ADELITA	314	291	23	0
HARRIS SR., PATRICK	5	5	0	0
HERNANDEZ, DANIEL	69	69	0	0
MALVIDO JR., JOSE "MALVIDO"	1	1	0	0
Write-In Totals	2	2	0	0
Not Assigned	2	2	0	0
Total Votes Cast	495	466	29	0
Overvotes	0	0	0	0
Undervotes	1	1	0	0
Contest Totals	496	467	29	0

Statement of Votes Cast  
2025 Special Primary Election  
July 15, 2025

OFFICIAL RESULTS

County of Pima, State of Arizona

Precinct 157

---

REP U.S. Representative in Congress Congressional District 7

Vote For 1

	TOTAL	EARLY	POLLS	PROV
BUTIEREZ SR., DANIEL FRANCIS	55	49	6	0
RIVAS, JORGE	21	15	6	0
RODRIGUEZ, JIMMY	5	4	1	0
Write-In Totals	3	3	0	0
Not Assigned	3	3	0	0
Total Votes Cast	84	71	13	0
Overvotes	0	0	0	0
Undervotes	0	0	0	0
Contest Totals	84	71	13	0

LBT U.S. Representative in Congress Congressional District 7

Vote For 1

	TOTAL	EARLY	POLLS	PROV
Write-In Totals	1	1	0	0
Write-In: Invalid Write-in	1	1	0	0
Write-In: FERNANDEZ, ANDY	0	0	0	0
Not Assigned	0	0	0	0
Total Votes Cast	1	1	0	0
Overvotes	0	0	0	0
Undervotes	0	0	0	0
Contest Totals	1	1	0	0

GRN U.S. Representative in Congress Congressional District 7

Vote For 1

	TOTAL	EARLY	POLLS	PROV
Write-In Totals	1	1	0	0
Write-In: Invalid Write-in	1	1	0	0
Write-In: QUINTANA, EDUARDO	0	0	0	0
Write-In: SWING, GARY	0	0	0	0
Not Assigned	0	0	0	0
Total Votes Cast	1	1	0	0
Overvotes	0	0	0	0
Undervotes	0	0	0	0
Contest Totals	1	1	0	0

Precinct 157

---

NOL U.S. Representative in Congress Congressional District 7

Vote For 1

	TOTAL	EARLY	POLLS	PROV
Write-In Totals	1	0	1	0
Write-In: Invalid Write-in	1	0	1	0
Write-In: GRAYSON, RICHARD	0	0	0	0
Not Assigned	0	0	0	0
Total Votes Cast	1	0	1	0
Overvotes	0	0	0	0
Undervotes	0	0	0	0
Contest Totals	1	0	1	0

Statement of Votes Cast  
2025 Special Primary Election  
July 15, 2025

OFFICIAL RESULTS

County of Pima, State of Arizona

Precinct 159

Statistics	TOTAL	EARLY	POLLS	PROV
Registered Voters - Total	4,729			
Registered Voters - Democratic Party	2,117			
Registered Voters - Republican Party	655			
Registered Voters - Libertarian Party	24			
Registered Voters - Green Party	11			
Registered Voters - No Labels Party	48			
Ballots Cast - Total	733	679	53	1
Ballots Cast - Democratic Party	619	581	37	1
Ballots Cast - Republican Party	110	94	16	0
Ballots Cast - Libertarian Party	1	1	0	0
Ballots Cast - Green Party	3	3	0	0
Ballots Cast - No Labels Party	0	0	0	0
Ballots Cast - Blank	1	1	0	0
Voter Turnout - Total	15.50%			
Voter Turnout - Democratic Party	29.24%			
Voter Turnout - Republican Party	16.79%			
Voter Turnout - Libertarian Party	4.17%			
Voter Turnout - Green Party	27.27%			
Voter Turnout - No Labels Party	0.00%			

DEM U.S. Representative in Congress Congressional District 7

Vote For 1

	TOTAL	EARLY	POLLS	PROV
FOXX, DEJA	110	97	13	0
GRIJALVA, ADELITA	373	355	17	1
HARRIS SR., PATRICK	5	3	2	0
HERNANDEZ, DANIEL	126	121	5	0
MALVIDO JR., JOSE "MALVIDO"	4	4	0	0
Write-In Totals	1	1	0	0
Not Assigned	1	1	0	0
Total Votes Cast	619	581	37	1
Overvotes	0	0	0	0
Undervotes	0	0	0	0
Contest Totals	619	581	37	1



Statement of Votes Cast  
2025 Special Primary Election  
July 15, 2025

OFFICIAL RESULTS

County of Pima, State of Arizona

Precinct 159

---

REP U.S. Representative in Congress Congressional District 7

Vote For 1

	TOTAL	EARLY	POLLS	PROV
BUTIEREZ SR., DANIEL FRANCIS	74	65	9	0
RIVAS, JORGE	24	18	6	0
RODRIGUEZ, JIMMY	7	7	0	0
Write-In Totals	5	4	1	0
Not Assigned	5	4	1	0
Total Votes Cast	110	94	16	0
Overvotes	0	0	0	0
Undervotes	0	0	0	0
Contest Totals	110	94	16	0

LBT U.S. Representative in Congress Congressional District 7

Vote For 1

	TOTAL	EARLY	POLLS	PROV
Write-In Totals	0	0	0	0
Write-In: Invalid Write-in	0	0	0	0
Write-In: FERNANDEZ, ANDY	0	0	0	0
Not Assigned	0	0	0	0
Total Votes Cast	0	0	0	0
Overvotes	0	0	0	0
Undervotes	1	1	0	0
Contest Totals	1	1	0	0

GRN U.S. Representative in Congress Congressional District 7

Vote For 1

	TOTAL	EARLY	POLLS	PROV
Write-In Totals	3	3	0	0
Write-In: Invalid Write-in	1	1	0	0
Write-In: QUINTANA, EDUARDO	2	2	0	0
Write-In: SWING, GARY	0	0	0	0
Not Assigned	0	0	0	0
Total Votes Cast	3	3	0	0
Overvotes	0	0	0	0
Undervotes	0	0	0	0
Contest Totals	3	3	0	0

Precinct 159

---

NOL U.S. Representative in Congress Congressional District 7

Vote For 1

	TOTAL	EARLY	POLLS	PROV
Write-In Totals	0	0	0	0
Write-In: Invalid Write-in	0	0	0	0
Write-In: GRAYSON, RICHARD	0	0	0	0
Not Assigned	0	0	0	0
Total Votes Cast	0	0	0	0
Overvotes	0	0	0	0
Undervotes	0	0	0	0
Contest Totals	0	0	0	0

Statement of Votes Cast  
2025 Special Primary Election  
July 15, 2025

OFFICIAL RESULTS

County of Pima, State of Arizona

Precinct 160

Statistics	TOTAL	EARLY	POLLS	PROV
Registered Voters - Total	1,986			
Registered Voters - Democratic Party	991			
Registered Voters - Republican Party	251			
Registered Voters - Libertarian Party	13			
Registered Voters - Green Party	4			
Registered Voters - No Labels Party	19			
Ballots Cast - Total	355	327	25	3
Ballots Cast - Democratic Party	324	298	23	3
Ballots Cast - Republican Party	27	26	1	0
Ballots Cast - Libertarian Party	1	1	0	0
Ballots Cast - Green Party	2	2	0	0
Ballots Cast - No Labels Party	1	0	1	0
Ballots Cast - Blank	0	0	0	0
Voter Turnout - Total	17.88%			
Voter Turnout - Democratic Party	32.69%			
Voter Turnout - Republican Party	10.76%			
Voter Turnout - Libertarian Party	7.69%			
Voter Turnout - Green Party	50.00%			
Voter Turnout - No Labels Party	5.26%			

DEM U.S. Representative in Congress Congressional District 7

Vote For 1

	TOTAL	EARLY	POLLS	PROV
FOXX, DEJA	41	35	5	1
GRIJALVA, ADELITA	221	207	12	2
HARRIS SR., PATRICK	4	4	0	0
HERNANDEZ, DANIEL	53	48	5	0
MALVIDO JR., JOSE "MALVIDO"	3	3	0	0
Write-In Totals	1	0	1	0
Not Assigned	1	0	1	0
Total Votes Cast	323	297	23	3
Overvotes	1	1	0	0
Undervotes	0	0	0	0
Contest Totals	324	298	23	3

Statement of Votes Cast  
2025 Special Primary Election  
July 15, 2025

OFFICIAL RESULTS

County of Pima, State of Arizona

Precinct 160

---

REP U.S. Representative in Congress Congressional District 7

Vote For 1

	TOTAL	EARLY	POLLS	PROV
BUTIEREZ SR., DANIEL FRANCIS	13	12	1	0
RIVAS, JORGE	4	4	0	0
RODRIGUEZ, JIMMY	10	10	0	0
Write-In Totals	0	0	0	0
Not Assigned	0	0	0	0
Total Votes Cast	27	26	1	0
Overvotes	0	0	0	0
Undervotes	0	0	0	0
Contest Totals	27	26	1	0

LBT U.S. Representative in Congress Congressional District 7

Vote For 1

	TOTAL	EARLY	POLLS	PROV
Write-In Totals	1	1	0	0
Write-In: Invalid Write-in	1	1	0	0
Write-In: FERNANDEZ, ANDY	0	0	0	0
Not Assigned	0	0	0	0
Total Votes Cast	1	1	0	0
Overvotes	0	0	0	0
Undervotes	0	0	0	0
Contest Totals	1	1	0	0

GRN U.S. Representative in Congress Congressional District 7

Vote For 1

	TOTAL	EARLY	POLLS	PROV
Write-In Totals	2	2	0	0
Write-In: Invalid Write-in	1	1	0	0
Write-In: QUINTANA, EDUARDO	1	1	0	0
Write-In: SWING, GARY	0	0	0	0
Not Assigned	0	0	0	0
Total Votes Cast	2	2	0	0
Overvotes	0	0	0	0
Undervotes	0	0	0	0
Contest Totals	2	2	0	0

Precinct 160

---

NOL U.S. Representative in Congress Congressional District 7

Vote For 1

	TOTAL	EARLY	POLLS	PROV
Write-In Totals	1	0	1	0
Write-In: Invalid Write-in	1	0	1	0
Write-In: GRAYSON, RICHARD	0	0	0	0
Not Assigned	0	0	0	0
Total Votes Cast	1	0	1	0
Overvotes	0	0	0	0
Undervotes	0	0	0	0
Contest Totals	1	0	1	0

Statement of Votes Cast  
2025 Special Primary Election  
July 15, 2025

OFFICIAL RESULTS

County of Pima, State of Arizona

Precinct 166

Statistics	TOTAL	EARLY	POLLS	PROV
Registered Voters - Total	5,658			
Registered Voters - Democratic Party	2,709			
Registered Voters - Republican Party	724			
Registered Voters - Libertarian Party	50			
Registered Voters - Green Party	25			
Registered Voters - No Labels Party	52			
Ballots Cast - Total	1,237	1,159	75	3
Ballots Cast - Democratic Party	1,111	1,043	66	2
Ballots Cast - Republican Party	121	111	9	1
Ballots Cast - Libertarian Party	2	2	0	0
Ballots Cast - Green Party	1	1	0	0
Ballots Cast - No Labels Party	2	2	0	0
Ballots Cast - Blank	2	2	0	0
Voter Turnout - Total	21.86%			
Voter Turnout - Democratic Party	41.01%			
Voter Turnout - Republican Party	16.71%			
Voter Turnout - Libertarian Party	4.00%			
Voter Turnout - Green Party	4.00%			
Voter Turnout - No Labels Party	3.85%			

DEM U.S. Representative in Congress Congressional District 7

Vote For 1

	TOTAL	EARLY	POLLS	PROV
FOXX, DEJA	361	326	34	1
GRIJALVA, ADELITA	612	586	25	1
HARRIS SR., PATRICK	11	10	1	0
HERNANDEZ, DANIEL	113	108	5	0
MALVIDO JR., JOSE "MALVIDO"	11	10	1	0
Write-In Totals	3	3	0	0
Not Assigned	3	3	0	0
Total Votes Cast	1,111	1,043	66	2
Overvotes	0	0	0	0
Undervotes	0	0	0	0
Contest Totals	1,111	1,043	66	2

Precinct 166

REP U.S. Representative in Congress Congressional District 7

	TOTAL	EARLY	POLLS	PROV
BUTIEREZ SR., DANIEL FRANCIS	67	60	7	0
RIVAS, JORGE	30	28	1	1
RODRIGUEZ, JIMMY	19	18	1	0
Write-In Totals	3	3	0	0
Not Assigned	3	3	0	0
Total Votes Cast	119	109	9	1
Overvotes	0	0	0	0
Undervotes	2	2	0	0
Contest Totals	121	111	9	1

LBT U.S. Representative in Congress Congressional District 7

	TOTAL	EARLY	POLLS	PROV
Write-In Totals	2	2	0	0
Write-In: Invalid Write-in	1	1	0	0
Write-In: FERNANDEZ, ANDY	1	1	0	0
Not Assigned	0	0	0	0
Total Votes Cast	2	2	0	0
Overvotes	0	0	0	0
Undervotes	0	0	0	0
Contest Totals	2	2	0	0

GRN U.S. Representative in Congress Congressional District 7

	TOTAL	EARLY	POLLS	PROV
Write-In Totals	1	1	0	0
Write-In: Invalid Write-in	0	0	0	0
Write-In: QUINTANA, EDUARDO	1	1	0	0
Write-In: SWING, GARY	0	0	0	0
Not Assigned	0	0	0	0
Total Votes Cast	1	1	0	0
Overvotes	0	0	0	0
Undervotes	0	0	0	0
Contest Totals	1	1	0	0

Precinct 166

---

NOL U.S. Representative in Congress Congressional District 7  
Vote For 1

	TOTAL	EARLY	POLLS	PROV
Write-In Totals	2	2	0	0
Write-In: Invalid Write-in	2	2	0	0
Write-In: GRAYSON, RICHARD	0	0	0	0
Not Assigned	0	0	0	0
Total Votes Cast	2	2	0	0
Overvotes	0	0	0	0
Undervotes	0	0	0	0
Contest Totals	2	2	0	0



Statement of Votes Cast  
2025 Special Primary Election  
July 15, 2025

OFFICIAL RESULTS

County of Pima, State of Arizona

Precinct 167

Statistics	TOTAL	EARLY	POLLS	PROV
Registered Voters - Total	1,729			
Registered Voters - Democratic Party	949			
Registered Voters - Republican Party	222			
Registered Voters - Libertarian Party	19			
Registered Voters - Green Party	7			
Registered Voters - No Labels Party	14			
Ballots Cast - Total	599	565	34	0
Ballots Cast - Democratic Party	544	511	33	0
Ballots Cast - Republican Party	54	53	1	0
Ballots Cast - Libertarian Party	1	1	0	0
Ballots Cast - Green Party	0	0	0	0
Ballots Cast - No Labels Party	0	0	0	0
Ballots Cast - Blank	1	1	0	0
Voter Turnout - Total	34.64%			
Voter Turnout - Democratic Party	57.32%			
Voter Turnout - Republican Party	24.32%			
Voter Turnout - Libertarian Party	5.26%			
Voter Turnout - Green Party	0.00%			
Voter Turnout - No Labels Party	0.00%			

DEM U.S. Representative in Congress Congressional District 7

Vote For 1

	TOTAL	EARLY	POLLS	PROV
FOXX, DEJA	167	149	18	0
GRIJALVA, ADELITA	305	292	13	0
HARRIS SR., PATRICK	4	4	0	0
HERNANDEZ, DANIEL	59	58	1	0
MALVIDO JR., JOSE "MALVIDO"	8	7	1	0
Write-In Totals	0	0	0	0
Not Assigned	0	0	0	0
Total Votes Cast	543	510	33	0
Overvotes	1	1	0	0
Undervotes	0	0	0	0
Contest Totals	544	511	33	0

Precinct 167

REP U.S. Representative in Congress Congressional District 7  
Vote For 1

	TOTAL	EARLY	POLLS	PROV
BUTIEREZ SR., DANIEL FRANCIS	26	25	1	0
RIVAS, JORGE	16	16	0	0
RODRIGUEZ, JIMMY	9	9	0	0
Write-In Totals	3	3	0	0
Not Assigned	3	3	0	0
Total Votes Cast	54	53	1	0
Overvotes	0	0	0	0
Undervotes	0	0	0	0
Contest Totals	54	53	1	0

LBT U.S. Representative in Congress Congressional District 7  
Vote For 1

	TOTAL	EARLY	POLLS	PROV
Write-In Totals	0	0	0	0
Write-In: Invalid Write-in	0	0	0	0
Write-In: FERNANDEZ, ANDY	0	0	0	0
Not Assigned	0	0	0	0
Total Votes Cast	0	0	0	0
Overvotes	0	0	0	0
Undervotes	1	1	0	0
Contest Totals	1	1	0	0

GRN U.S. Representative in Congress Congressional District 7  
Vote For 1

	TOTAL	EARLY	POLLS	PROV
Write-In Totals	0	0	0	0
Write-In: Invalid Write-in	0	0	0	0
Write-In: QUINTANA, EDUARDO	0	0	0	0
Write-In: SWING, GARY	0	0	0	0
Not Assigned	0	0	0	0
Total Votes Cast	0	0	0	0
Overvotes	0	0	0	0
Undervotes	0	0	0	0
Contest Totals	0	0	0	0

Precinct 167

---

NOL U.S. Representative in Congress Congressional District 7

Vote For 1

	TOTAL	EARLY	POLLS	PROV
Write-In Totals	0	0	0	0
Write-In: Invalid Write-in	0	0	0	0
Write-In: GRAYSON, RICHARD	0	0	0	0
Not Assigned	0	0	0	0
Total Votes Cast	0	0	0	0
Overvotes	0	0	0	0
Undervotes	0	0	0	0
Contest Totals	0	0	0	0

Statement of Votes Cast  
2025 Special Primary Election  
July 15, 2025

OFFICIAL RESULTS

County of Pima, State of Arizona

Precinct 168

Statistics	TOTAL	EARLY	POLLS	PROV
Registered Voters - Total	978			
Registered Voters - Democratic Party	270			
Registered Voters - Republican Party	371			
Registered Voters - Libertarian Party	7			
Registered Voters - Green Party	0			
Registered Voters - No Labels Party	5			
Ballots Cast - Total	294	268	26	0
Ballots Cast - Democratic Party	157	150	7	0
Ballots Cast - Republican Party	136	117	19	0
Ballots Cast - Libertarian Party	0	0	0	0
Ballots Cast - Green Party	0	0	0	0
Ballots Cast - No Labels Party	1	1	0	0
Ballots Cast - Blank	0	0	0	0
Voter Turnout - Total	30.06%			
Voter Turnout - Democratic Party	58.15%			
Voter Turnout - Republican Party	36.66%			
Voter Turnout - Libertarian Party	0.00%			
Voter Turnout - Green Party	0.00%			
Voter Turnout - No Labels Party	20.00%			

DEM U.S. Representative in Congress Congressional District 7

Vote For 1

	TOTAL	EARLY	POLLS	PROV
FOXX, DEJA	33	27	6	0
GRIJALVA, ADELITA	100	99	1	0
HARRIS SR., PATRICK	4	4	0	0
HERNANDEZ, DANIEL	20	20	0	0
MALVIDO JR., JOSE "MALVIDO"	0	0	0	0
Write-In Totals	0	0	0	0
Not Assigned	0	0	0	0
Total Votes Cast	157	150	7	0
Overvotes	0	0	0	0
Undervotes	0	0	0	0
Contest Totals	157	150	7	0

Statement of Votes Cast  
2025 Special Primary Election  
July 15, 2025

OFFICIAL RESULTS

County of Pima, State of Arizona

Precinct 168

---

REP U.S. Representative in Congress Congressional District 7

Vote For 1

	TOTAL	EARLY	POLLS	PROV
BUTIEREZ SR., DANIEL FRANCIS	102	87	15	0
RIVAS, JORGE	21	17	4	0
RODRIGUEZ, JIMMY	11	11	0	0
Write-In Totals	2	2	0	0
Not Assigned	2	2	0	0
Total Votes Cast	136	117	19	0
Overvotes	0	0	0	0
Undervotes	0	0	0	0
Contest Totals	136	117	19	0

LBT U.S. Representative in Congress Congressional District 7

Vote For 1

	TOTAL	EARLY	POLLS	PROV
Write-In Totals	0	0	0	0
Write-In: Invalid Write-in	0	0	0	0
Write-In: FERNANDEZ, ANDY	0	0	0	0
Not Assigned	0	0	0	0
Total Votes Cast	0	0	0	0
Overvotes	0	0	0	0
Undervotes	0	0	0	0
Contest Totals	0	0	0	0

GRN U.S. Representative in Congress Congressional District 7

Vote For 1

	TOTAL	EARLY	POLLS	PROV
Write-In Totals	0	0	0	0
Write-In: Invalid Write-in	0	0	0	0
Write-In: QUINTANA, EDUARDO	0	0	0	0
Write-In: SWING, GARY	0	0	0	0
Not Assigned	0	0	0	0
Total Votes Cast	0	0	0	0
Overvotes	0	0	0	0
Undervotes	0	0	0	0
Contest Totals	0	0	0	0

Precinct 168

---

NOL U.S. Representative in Congress Congressional District 7

Vote For 1

	TOTAL	EARLY	POLLS	PROV
Write-In Totals	1	1	0	0
Write-In: Invalid Write-in	1	1	0	0
Write-In: GRAYSON, RICHARD	0	0	0	0
Not Assigned	0	0	0	0
Total Votes Cast	1	1	0	0
Overvotes	0	0	0	0
Undervotes	0	0	0	0
Contest Totals	1	1	0	0

Statement of Votes Cast  
2025 Special Primary Election  
July 15, 2025

OFFICIAL RESULTS

County of Pima, State of Arizona

Precinct 186

Statistics	TOTAL	EARLY	POLLS	PROV
Registered Voters - Total	342			
Registered Voters - Democratic Party	118			
Registered Voters - Republican Party	126			
Registered Voters - Libertarian Party	2			
Registered Voters - Green Party	0			
Registered Voters - No Labels Party	1			
Ballots Cast - Total	116	112	4	0
Ballots Cast - Democratic Party	64	62	2	0
Ballots Cast - Republican Party	52	50	2	0
Ballots Cast - Libertarian Party	0	0	0	0
Ballots Cast - Green Party	0	0	0	0
Ballots Cast - No Labels Party	0	0	0	0
Ballots Cast - Blank	1	1	0	0
Voter Turnout - Total	33.92%			
Voter Turnout - Democratic Party	54.24%			
Voter Turnout - Republican Party	41.27%			
Voter Turnout - Libertarian Party	0.00%			
Voter Turnout - Green Party	0.00%			
Voter Turnout - No Labels Party	0.00%			

DEM U.S. Representative in Congress Congressional District 7

Vote For 1

	TOTAL	EARLY	POLLS	PROV
FOXX, DEJA	15	14	1	0
GRIJALVA, ADELITA	38	37	1	0
HARRIS SR., PATRICK	2	2	0	0
HERNANDEZ, DANIEL	9	9	0	0
MALVIDO JR., JOSE "MALVIDO"	0	0	0	0
Write-In Totals	0	0	0	0
Not Assigned	0	0	0	0
Total Votes Cast	64	62	2	0
Overvotes	0	0	0	0
Undervotes	0	0	0	0
Contest Totals	64	62	2	0

Statement of Votes Cast  
2025 Special Primary Election  
July 15, 2025

OFFICIAL RESULTS

County of Pima, State of Arizona

Precinct 186

---

REP U.S. Representative in Congress Congressional District 7

Vote For 1

	TOTAL	EARLY	POLLS	PROV
BUTIEREZ SR., DANIEL FRANCIS	32	30	2	0
RIVAS, JORGE	12	12	0	0
RODRIGUEZ, JIMMY	6	6	0	0
Write-In Totals	1	1	0	0
Not Assigned	1	1	0	0
Total Votes Cast	51	49	2	0
Overvotes	0	0	0	0
Undervotes	1	1	0	0
Contest Totals	52	50	2	0

LBT U.S. Representative in Congress Congressional District 7

Vote For 1

	TOTAL	EARLY	POLLS	PROV
Write-In Totals	0	0	0	0
Write-In: Invalid Write-in	0	0	0	0
Write-In: FERNANDEZ, ANDY	0	0	0	0
Not Assigned	0	0	0	0
Total Votes Cast	0	0	0	0
Overvotes	0	0	0	0
Undervotes	0	0	0	0
Contest Totals	0	0	0	0

GRN U.S. Representative in Congress Congressional District 7

Vote For 1

	TOTAL	EARLY	POLLS	PROV
Write-In Totals	0	0	0	0
Write-In: Invalid Write-in	0	0	0	0
Write-In: QUINTANA, EDUARDO	0	0	0	0
Write-In: SWING, GARY	0	0	0	0
Not Assigned	0	0	0	0
Total Votes Cast	0	0	0	0
Overvotes	0	0	0	0
Undervotes	0	0	0	0
Contest Totals	0	0	0	0



Precinct 186

---

NOL U.S. Representative in Congress Congressional District 7

Vote For 1

	TOTAL	EARLY	POLLS	PROV
Write-In Totals	0	0	0	0
Write-In: Invalid Write-in	0	0	0	0
Write-In: GRAYSON, RICHARD	0	0	0	0
Not Assigned	0	0	0	0
Total Votes Cast	0	0	0	0
Overvotes	0	0	0	0
Undervotes	0	0	0	0
Contest Totals	0	0	0	0

Statement of Votes Cast  
2025 Special Primary Election  
July 15, 2025

OFFICIAL RESULTS

County of Pima, State of Arizona

Precinct 189

Statistics	TOTAL	EARLY	POLLS	PROV
Registered Voters - Total	1,725			
Registered Voters - Democratic Party	743			
Registered Voters - Republican Party	366			
Registered Voters - Libertarian Party	10			
Registered Voters - Green Party	4			
Registered Voters - No Labels Party	16			
Ballots Cast - Total	493	473	20	0
Ballots Cast - Democratic Party	425	410	15	0
Ballots Cast - Republican Party	65	60	5	0
Ballots Cast - Libertarian Party	2	2	0	0
Ballots Cast - Green Party	1	1	0	0
Ballots Cast - No Labels Party	0	0	0	0
Ballots Cast - Blank	0	0	0	0
Voter Turnout - Total	28.58%			
Voter Turnout - Democratic Party	57.20%			
Voter Turnout - Republican Party	17.76%			
Voter Turnout - Libertarian Party	20.00%			
Voter Turnout - Green Party	25.00%			
Voter Turnout - No Labels Party	0.00%			

DEM U.S. Representative in Congress Congressional District 7

Vote For 1

	TOTAL	EARLY	POLLS	PROV
FOXX, DEJA	154	145	9	0
GRIJALVA, ADELITA	232	227	5	0
HARRIS SR., PATRICK	1	1	0	0
HERNANDEZ, DANIEL	37	36	1	0
MALVIDO JR., JOSE "MALVIDO"	1	1	0	0
Write-In Totals	0	0	0	0
Not Assigned	0	0	0	0
Total Votes Cast	425	410	15	0
Overvotes	0	0	0	0
Undervotes	0	0	0	0
Contest Totals	425	410	15	0

Statement of Votes Cast  
2025 Special Primary Election  
July 15, 2025

OFFICIAL RESULTS

County of Pima, State of Arizona

Precinct 189

---

REP U.S. Representative in Congress Congressional District 7

Vote For 1

	TOTAL	EARLY	POLLS	PROV
BUTIEREZ SR., DANIEL FRANCIS	31	28	3	0
RIVAS, JORGE	19	18	1	0
RODRIGUEZ, JIMMY	13	12	1	0
Write-In Totals	2	2	0	0
Not Assigned	2	2	0	0
Total Votes Cast	65	60	5	0
Overvotes	0	0	0	0
Undervotes	0	0	0	0
Contest Totals	65	60	5	0

LBT U.S. Representative in Congress Congressional District 7

Vote For 1

	TOTAL	EARLY	POLLS	PROV
Write-In Totals	2	2	0	0
Write-In: Invalid Write-in	2	2	0	0
Write-In: FERNANDEZ, ANDY	0	0	0	0
Not Assigned	0	0	0	0
Total Votes Cast	2	2	0	0
Overvotes	0	0	0	0
Undervotes	0	0	0	0
Contest Totals	2	2	0	0

GRN U.S. Representative in Congress Congressional District 7

Vote For 1

	TOTAL	EARLY	POLLS	PROV
Write-In Totals	1	1	0	0
Write-In: Invalid Write-in	0	0	0	0
Write-In: QUINTANA, EDUARDO	1	1	0	0
Write-In: SWING, GARY	0	0	0	0
Not Assigned	0	0	0	0
Total Votes Cast	1	1	0	0
Overvotes	0	0	0	0
Undervotes	0	0	0	0
Contest Totals	1	1	0	0

Precinct 189

---

NOL U.S. Representative in Congress Congressional District 7

Vote For 1

	TOTAL	EARLY	POLLS	PROV
Write-In Totals	0	0	0	0
Write-In: Invalid Write-in	0	0	0	0
Write-In: GRAYSON, RICHARD	0	0	0	0
Not Assigned	0	0	0	0
Total Votes Cast	0	0	0	0
Overvotes	0	0	0	0
Undervotes	0	0	0	0
Contest Totals	0	0	0	0

Statement of Votes Cast  
2025 Special Primary Election  
July 15, 2025

OFFICIAL RESULTS

County of Pima, State of Arizona

Precinct 190

Statistics	TOTAL	EARLY	POLLS	PROV
Registered Voters - Total	1,883			
Registered Voters - Democratic Party	815			
Registered Voters - Republican Party	304			
Registered Voters - Libertarian Party	11			
Registered Voters - Green Party	3			
Registered Voters - No Labels Party	21			
Ballots Cast - Total	343	314	29	0
Ballots Cast - Democratic Party	293	271	22	0
Ballots Cast - Republican Party	48	41	7	0
Ballots Cast - Libertarian Party	2	2	0	0
Ballots Cast - Green Party	0	0	0	0
Ballots Cast - No Labels Party	0	0	0	0
Ballots Cast - Blank	0	0	0	0
Voter Turnout - Total	18.22%			
Voter Turnout - Democratic Party	35.95%			
Voter Turnout - Republican Party	15.79%			
Voter Turnout - Libertarian Party	18.18%			
Voter Turnout - Green Party	0.00%			
Voter Turnout - No Labels Party	0.00%			

DEM U.S. Representative in Congress Congressional District 7

Vote For 1

	TOTAL	EARLY	POLLS	PROV
FOXX, DEJA	81	74	7	0
GRIJALVA, ADELITA	185	172	13	0
HARRIS SR., PATRICK	0	0	0	0
HERNANDEZ, DANIEL	27	25	2	0
MALVIDO JR., JOSE "MALVIDO"	0	0	0	0
Write-In Totals	0	0	0	0
Not Assigned	0	0	0	0
Total Votes Cast	293	271	22	0
Overvotes	0	0	0	0
Undervotes	0	0	0	0
Contest Totals	293	271	22	0

Statement of Votes Cast  
2025 Special Primary Election  
July 15, 2025

OFFICIAL RESULTS

County of Pima, State of Arizona

Precinct 190

---

REP U.S. Representative in Congress Congressional District 7

Vote For 1

	TOTAL	EARLY	POLLS	PROV
BUTIEREZ SR., DANIEL FRANCIS	35	28	7	0
RIVAS, JORGE	9	9	0	0
RODRIGUEZ, JIMMY	3	3	0	0
Write-In Totals	1	1	0	0
Not Assigned	1	1	0	0
Total Votes Cast	48	41	7	0
Overvotes	0	0	0	0
Undervotes	0	0	0	0
Contest Totals	48	41	7	0

LBT U.S. Representative in Congress Congressional District 7

Vote For 1

	TOTAL	EARLY	POLLS	PROV
Write-In Totals	2	2	0	0
Write-In: Invalid Write-in	2	2	0	0
Write-In: FERNANDEZ, ANDY	0	0	0	0
Not Assigned	0	0	0	0
Total Votes Cast	2	2	0	0
Overvotes	0	0	0	0
Undervotes	0	0	0	0
Contest Totals	2	2	0	0

GRN U.S. Representative in Congress Congressional District 7

Vote For 1

	TOTAL	EARLY	POLLS	PROV
Write-In Totals	0	0	0	0
Write-In: Invalid Write-in	0	0	0	0
Write-In: QUINTANA, EDUARDO	0	0	0	0
Write-In: SWING, GARY	0	0	0	0
Not Assigned	0	0	0	0
Total Votes Cast	0	0	0	0
Overvotes	0	0	0	0
Undervotes	0	0	0	0
Contest Totals	0	0	0	0

Precinct 190

---

NOL U.S. Representative in Congress Congressional District 7  
Vote For 1

	TOTAL	EARLY	POLLS	PROV
Write-In Totals	0	0	0	0
Write-In: Invalid Write-in	0	0	0	0
Write-In: GRAYSON, RICHARD	0	0	0	0
Not Assigned	0	0	0	0
Total Votes Cast	0	0	0	0
Overvotes	0	0	0	0
Undervotes	0	0	0	0
Contest Totals	0	0	0	0

Statement of Votes Cast  
2025 Special Primary Election  
July 15, 2025

OFFICIAL RESULTS

County of Pima, State of Arizona

Precinct 203

Statistics	TOTAL	EARLY	POLLS	PROV
Registered Voters - Total	1,862			
Registered Voters - Democratic Party	722			
Registered Voters - Republican Party	437			
Registered Voters - Libertarian Party	10			
Registered Voters - Green Party	2			
Registered Voters - No Labels Party	19			
Ballots Cast - Total	406	355	50	1
Ballots Cast - Democratic Party	277	251	25	1
Ballots Cast - Republican Party	126	102	24	0
Ballots Cast - Libertarian Party	1	1	0	0
Ballots Cast - Green Party	1	1	0	0
Ballots Cast - No Labels Party	1	0	1	0
Ballots Cast - Blank	2	1	1	0
Voter Turnout - Total	21.80%			
Voter Turnout - Democratic Party	38.37%			
Voter Turnout - Republican Party	28.83%			
Voter Turnout - Libertarian Party	10.00%			
Voter Turnout - Green Party	50.00%			
Voter Turnout - No Labels Party	5.26%			

DEM U.S. Representative in Congress Congressional District 7

Vote For 1

	TOTAL	EARLY	POLLS	PROV
FOXX, DEJA	61	54	6	1
GRIJALVA, ADELITA	182	166	16	0
HARRIS SR., PATRICK	2	2	0	0
HERNANDEZ, DANIEL	27	25	2	0
MALVIDO JR., JOSE "MALVIDO"	3	2	1	0
Write-In Totals	1	1	0	0
Not Assigned	1	1	0	0
Total Votes Cast	276	250	25	1
Overvotes	0	0	0	0
Undervotes	1	1	0	0
Contest Totals	277	251	25	1



Statement of Votes Cast  
2025 Special Primary Election  
July 15, 2025

OFFICIAL RESULTS

County of Pima, State of Arizona

Precinct 203

---

REP U.S. Representative in Congress Congressional District 7

Vote For 1

	TOTAL	EARLY	POLLS	PROV
BUTIEREZ SR., DANIEL FRANCIS	93	72	21	0
RIVAS, JORGE	15	14	1	0
RODRIGUEZ, JIMMY	11	9	2	0
Write-In Totals	6	6	0	0
Not Assigned	6	6	0	0
Total Votes Cast	125	101	24	0
Overvotes	1	1	0	0
Undervotes	0	0	0	0
Contest Totals	126	102	24	0

LBT U.S. Representative in Congress Congressional District 7

Vote For 1

	TOTAL	EARLY	POLLS	PROV
Write-In Totals	1	1	0	0
Write-In: Invalid Write-in	1	1	0	0
Write-In: FERNANDEZ, ANDY	0	0	0	0
Not Assigned	0	0	0	0
Total Votes Cast	1	1	0	0
Overvotes	0	0	0	0
Undervotes	0	0	0	0
Contest Totals	1	1	0	0

GRN U.S. Representative in Congress Congressional District 7

Vote For 1

	TOTAL	EARLY	POLLS	PROV
Write-In Totals	1	1	0	0
Write-In: Invalid Write-in	1	1	0	0
Write-In: QUINTANA, EDUARDO	0	0	0	0
Write-In: SWING, GARY	0	0	0	0
Not Assigned	0	0	0	0
Total Votes Cast	1	1	0	0
Overvotes	0	0	0	0
Undervotes	0	0	0	0
Contest Totals	1	1	0	0

Precinct 203

---

NOL U.S. Representative in Congress Congressional District 7

Vote For 1

	TOTAL	EARLY	POLLS	PROV
Write-In Totals	0	0	0	0
Write-In: Invalid Write-in	0	0	0	0
Write-In: GRAYSON, RICHARD	0	0	0	0
Not Assigned	0	0	0	0
Total Votes Cast	0	0	0	0
Overvotes	0	0	0	0
Undervotes	1	0	1	0
Contest Totals	1	0	1	0

Statement of Votes Cast  
2025 Special Primary Election  
July 15, 2025

OFFICIAL RESULTS

County of Pima, State of Arizona

Precinct 204

Statistics	TOTAL	EARLY	POLLS	PROV
Registered Voters - Total	557			
Registered Voters - Democratic Party	68			
Registered Voters - Republican Party	333			
Registered Voters - Libertarian Party	4			
Registered Voters - Green Party	0			
Registered Voters - No Labels Party	3			
Ballots Cast - Total	114	93	20	1
Ballots Cast - Democratic Party	23	19	4	0
Ballots Cast - Republican Party	91	74	16	1
Ballots Cast - Libertarian Party	0	0	0	0
Ballots Cast - Green Party	0	0	0	0
Ballots Cast - No Labels Party	0	0	0	0
Ballots Cast - Blank	0	0	0	0
Voter Turnout - Total	20.47%			
Voter Turnout - Democratic Party	33.82%			
Voter Turnout - Republican Party	27.33%			
Voter Turnout - Libertarian Party	0.00%			
Voter Turnout - Green Party	0.00%			
Voter Turnout - No Labels Party	0.00%			

DEM U.S. Representative in Congress Congressional District 7

Vote For 1

	TOTAL	EARLY	POLLS	PROV
FOXX, DEJA	4	4	0	0
GRIJALVA, ADELITA	15	12	3	0
HARRIS SR., PATRICK	3	2	1	0
HERNANDEZ, DANIEL	0	0	0	0
MALVIDO JR., JOSE "MALVIDO"	0	0	0	0
Write-In Totals	1	1	0	0
Not Assigned	1	1	0	0
Total Votes Cast	23	19	4	0
Overvotes	0	0	0	0
Undervotes	0	0	0	0
Contest Totals	23	19	4	0

Statement of Votes Cast  
2025 Special Primary Election  
July 15, 2025

OFFICIAL RESULTS

County of Pima, State of Arizona

Precinct 204

---

REP U.S. Representative in Congress Congressional District 7

Vote For 1

	TOTAL	EARLY	POLLS	PROV
BUTIEREZ SR., DANIEL FRANCIS	47	34	13	0
RIVAS, JORGE	33	32	1	0
RODRIGUEZ, JIMMY	10	7	2	1
Write-In Totals	1	1	0	0
Not Assigned	1	1	0	0
Total Votes Cast	91	74	16	1
Overvotes	0	0	0	0
Undervotes	0	0	0	0
Contest Totals	91	74	16	1

LBT U.S. Representative in Congress Congressional District 7

Vote For 1

	TOTAL	EARLY	POLLS	PROV
Write-In Totals	0	0	0	0
Write-In: Invalid Write-in	0	0	0	0
Write-In: FERNANDEZ, ANDY	0	0	0	0
Not Assigned	0	0	0	0
Total Votes Cast	0	0	0	0
Overvotes	0	0	0	0
Undervotes	0	0	0	0
Contest Totals	0	0	0	0

GRN U.S. Representative in Congress Congressional District 7

Vote For 1

	TOTAL	EARLY	POLLS	PROV
Write-In Totals	0	0	0	0
Write-In: Invalid Write-in	0	0	0	0
Write-In: QUINTANA, EDUARDO	0	0	0	0
Write-In: SWING, GARY	0	0	0	0
Not Assigned	0	0	0	0
Total Votes Cast	0	0	0	0
Overvotes	0	0	0	0
Undervotes	0	0	0	0
Contest Totals	0	0	0	0

Precinct 204

---

NOL U.S. Representative in Congress Congressional District 7

Vote For 1

	TOTAL	EARLY	POLLS	PROV
Write-In Totals	0	0	0	0
Write-In: Invalid Write-in	0	0	0	0
Write-In: GRAYSON, RICHARD	0	0	0	0
Not Assigned	0	0	0	0
Total Votes Cast	0	0	0	0
Overvotes	0	0	0	0
Undervotes	0	0	0	0
Contest Totals	0	0	0	0

Statement of Votes Cast  
2025 Special Primary Election  
July 15, 2025

OFFICIAL RESULTS

County of Pima, State of Arizona

Precinct 208

Statistics	TOTAL	EARLY	POLLS	PROV
Registered Voters - Total	1,792			
Registered Voters - Democratic Party	505			
Registered Voters - Republican Party	580			
Registered Voters - Libertarian Party	20			
Registered Voters - Green Party	0			
Registered Voters - No Labels Party	16			
Ballots Cast - Total	435	382	53	0
Ballots Cast - Democratic Party	241	222	19	0
Ballots Cast - Republican Party	189	155	34	0
Ballots Cast - Libertarian Party	4	4	0	0
Ballots Cast - Green Party	0	0	0	0
Ballots Cast - No Labels Party	1	1	0	0
Ballots Cast - Blank	0	0	0	0
Voter Turnout - Total	24.27%			
Voter Turnout - Democratic Party	47.72%			
Voter Turnout - Republican Party	32.59%			
Voter Turnout - Libertarian Party	20.00%			
Voter Turnout - Green Party	0.00%			
Voter Turnout - No Labels Party	6.25%			

DEM U.S. Representative in Congress Congressional District 7

Vote For 1

	TOTAL	EARLY	POLLS	PROV
FOXX, DEJA	52	45	7	0
GRIJALVA, ADELITA	147	138	9	0
HARRIS SR., PATRICK	12	12	0	0
HERNANDEZ, DANIEL	27	24	3	0
MALVIDO JR., JOSE "MALVIDO"	3	3	0	0
Write-In Totals	0	0	0	0
Not Assigned	0	0	0	0
Total Votes Cast	241	222	19	0
Overvotes	0	0	0	0
Undervotes	0	0	0	0
Contest Totals	241	222	19	0

Precinct 208

REP U.S. Representative in Congress Congressional District 7

Vote For 1	TOTAL	EARLY	POLLS	PROV
BUTIEREZ SR., DANIEL FRANCIS	123	98	25	0
RIVAS, JORGE	46	38	8	0
RODRIGUEZ, JIMMY	13	12	1	0
Write-In Totals	7	7	0	0
Not Assigned	7	7	0	0
Total Votes Cast	189	155	34	0
Overvotes	0	0	0	0
Undervotes	0	0	0	0
Contest Totals	189	155	34	0

LBT U.S. Representative in Congress Congressional District 7

Vote For 1	TOTAL	EARLY	POLLS	PROV
Write-In Totals	4	4	0	0
Write-In: Invalid Write-in	4	4	0	0
Write-In: FERNANDEZ, ANDY	0	0	0	0
Not Assigned	0	0	0	0
Total Votes Cast	4	4	0	0
Overvotes	0	0	0	0
Undervotes	0	0	0	0
Contest Totals	4	4	0	0

GRN U.S. Representative in Congress Congressional District 7

Vote For 1	TOTAL	EARLY	POLLS	PROV
Write-In Totals	0	0	0	0
Write-In: Invalid Write-in	0	0	0	0
Write-In: QUINTANA, EDUARDO	0	0	0	0
Write-In: SWING, GARY	0	0	0	0
Not Assigned	0	0	0	0
Total Votes Cast	0	0	0	0
Overvotes	0	0	0	0
Undervotes	0	0	0	0
Contest Totals	0	0	0	0

Precinct 208

---

NOL U.S. Representative in Congress Congressional District 7

Vote For 1

	TOTAL	EARLY	POLLS	PROV
Write-In Totals	1	1	0	0
Write-In: Invalid Write-in	1	1	0	0
Write-In: GRAYSON, RICHARD	0	0	0	0
Not Assigned	0	0	0	0
Total Votes Cast	1	1	0	0
Overvotes	0	0	0	0
Undervotes	0	0	0	0
Contest Totals	1	1	0	0



Statement of Votes Cast  
2025 Special Primary Election  
July 15, 2025

OFFICIAL RESULTS

County of Pima, State of Arizona

Precinct 215

Statistics	TOTAL	EARLY	POLLS	PROV
Registered Voters - Total	1,702			
Registered Voters - Democratic Party	453			
Registered Voters - Republican Party	676			
Registered Voters - Libertarian Party	23			
Registered Voters - Green Party	7			
Registered Voters - No Labels Party	10			
Ballots Cast - Total	433	371	62	0
Ballots Cast - Democratic Party	241	224	17	0
Ballots Cast - Republican Party	190	145	45	0
Ballots Cast - Libertarian Party	2	2	0	0
Ballots Cast - Green Party	0	0	0	0
Ballots Cast - No Labels Party	0	0	0	0
Ballots Cast - Blank	1	1	0	0
Voter Turnout - Total	25.44%			
Voter Turnout - Democratic Party	53.20%			
Voter Turnout - Republican Party	28.11%			
Voter Turnout - Libertarian Party	8.70%			
Voter Turnout - Green Party	0.00%			
Voter Turnout - No Labels Party	0.00%			

DEM U.S. Representative in Congress Congressional District 7

Vote For 1

	TOTAL	EARLY	POLLS	PROV
FOXX, DEJA	45	40	5	0
GRIJALVA, ADELITA	153	146	7	0
HARRIS SR., PATRICK	2	2	0	0
HERNANDEZ, DANIEL	35	32	3	0
MALVIDO JR., JOSE "MALVIDO"	4	2	2	0
Write-In Totals	2	2	0	0
Not Assigned	2	2	0	0
Total Votes Cast	241	224	17	0
Overvotes	0	0	0	0
Undervotes	0	0	0	0
Contest Totals	241	224	17	0

Statement of Votes Cast  
2025 Special Primary Election  
July 15, 2025

OFFICIAL RESULTS

County of Pima, State of Arizona

## Precinct 215

---

REP U.S. Representative in Congress Congressional District 7

Vote For 1

	TOTAL	EARLY	POLLS	PROV
BUTIEREZ SR., DANIEL FRANCIS	134	102	32	0
RIVAS, JORGE	35	29	6	0
RODRIGUEZ, JIMMY	20	13	7	0
Write-In Totals	0	0	0	0
Not Assigned	0	0	0	0
Total Votes Cast	189	144	45	0
Overvotes	0	0	0	0
Undervotes	1	1	0	0
Contest Totals	190	145	45	0

LBT U.S. Representative in Congress Congressional District 7

Vote For 1

	TOTAL	EARLY	POLLS	PROV
Write-In Totals	2	2	0	0
Write-In: Invalid Write-in	1	1	0	0
Write-In: FERNANDEZ, ANDY	1	1	0	0
Not Assigned	0	0	0	0
Total Votes Cast	2	2	0	0
Overvotes	0	0	0	0
Undervotes	0	0	0	0
Contest Totals	2	2	0	0

GRN U.S. Representative in Congress Congressional District 7

Vote For 1

	TOTAL	EARLY	POLLS	PROV
Write-In Totals	0	0	0	0
Write-In: Invalid Write-in	0	0	0	0
Write-In: QUINTANA, EDUARDO	0	0	0	0
Write-In: SWING, GARY	0	0	0	0
Not Assigned	0	0	0	0
Total Votes Cast	0	0	0	0
Overvotes	0	0	0	0
Undervotes	0	0	0	0
Contest Totals	0	0	0	0

Precinct 215

---

NOL U.S. Representative in Congress Congressional District 7

Vote For 1

	TOTAL	EARLY	POLLS	PROV
Write-In Totals	0	0	0	0
Write-In: Invalid Write-in	0	0	0	0
Write-In: GRAYSON, RICHARD	0	0	0	0
Not Assigned	0	0	0	0
Total Votes Cast	0	0	0	0
Overvotes	0	0	0	0
Undervotes	0	0	0	0
Contest Totals	0	0	0	0

Statement of Votes Cast  
2025 Special Primary Election  
July 15, 2025

OFFICIAL RESULTS

County of Pima, State of Arizona

Precinct 222

Statistics	TOTAL	EARLY	POLLS	PROV
Registered Voters - Total	2,350			
Registered Voters - Democratic Party	468			
Registered Voters - Republican Party	999			
Registered Voters - Libertarian Party	30			
Registered Voters - Green Party	4			
Registered Voters - No Labels Party	16			
Ballots Cast - Total	456	398	58	0
Ballots Cast - Democratic Party	197	182	15	0
Ballots Cast - Republican Party	258	215	43	0
Ballots Cast - Libertarian Party	1	1	0	0
Ballots Cast - Green Party	0	0	0	0
Ballots Cast - No Labels Party	0	0	0	0
Ballots Cast - Blank	0	0	0	0
Voter Turnout - Total	19.40%			
Voter Turnout - Democratic Party	42.09%			
Voter Turnout - Republican Party	25.83%			
Voter Turnout - Libertarian Party	3.33%			
Voter Turnout - Green Party	0.00%			
Voter Turnout - No Labels Party	0.00%			

DEM U.S. Representative in Congress Congressional District 7

Vote For 1

	TOTAL	EARLY	POLLS	PROV
FOXX, DEJA	54	47	7	0
GRIJALVA, ADELITA	116	111	5	0
HARRIS SR., PATRICK	1	0	1	0
HERNANDEZ, DANIEL	19	19	0	0
MALVIDO JR., JOSE "MALVIDO"	7	5	2	0
Write-In Totals	0	0	0	0
Not Assigned	0	0	0	0
Total Votes Cast	197	182	15	0
Overvotes	0	0	0	0
Undervotes	0	0	0	0
Contest Totals	197	182	15	0

Statement of Votes Cast  
2025 Special Primary Election  
July 15, 2025

OFFICIAL RESULTS

County of Pima, State of Arizona

Precinct 222

---

REP U.S. Representative in Congress Congressional District 7

Vote For 1

	TOTAL	EARLY	POLLS	PROV
BUTIEREZ SR., DANIEL FRANCIS	186	157	29	0
RIVAS, JORGE	51	39	12	0
RODRIGUEZ, JIMMY	20	18	2	0
Write-In Totals	1	1	0	0
Not Assigned	1	1	0	0
Total Votes Cast	258	215	43	0
Overvotes	0	0	0	0
Undervotes	0	0	0	0
Contest Totals	258	215	43	0

LBT U.S. Representative in Congress Congressional District 7

Vote For 1

	TOTAL	EARLY	POLLS	PROV
Write-In Totals	1	1	0	0
Write-In: Invalid Write-in	1	1	0	0
Write-In: FERNANDEZ, ANDY	0	0	0	0
Not Assigned	0	0	0	0
Total Votes Cast	1	1	0	0
Overvotes	0	0	0	0
Undervotes	0	0	0	0
Contest Totals	1	1	0	0

GRN U.S. Representative in Congress Congressional District 7

Vote For 1

	TOTAL	EARLY	POLLS	PROV
Write-In Totals	0	0	0	0
Write-In: Invalid Write-in	0	0	0	0
Write-In: QUINTANA, EDUARDO	0	0	0	0
Write-In: SWING, GARY	0	0	0	0
Not Assigned	0	0	0	0
Total Votes Cast	0	0	0	0
Overvotes	0	0	0	0
Undervotes	0	0	0	0
Contest Totals	0	0	0	0

Precinct 222

---

NOL U.S. Representative in Congress Congressional District 7

Vote For 1

	TOTAL	EARLY	POLLS	PROV
Write-In Totals	0	0	0	0
Write-In: Invalid Write-in	0	0	0	0
Write-In: GRAYSON, RICHARD	0	0	0	0
Not Assigned	0	0	0	0
Total Votes Cast	0	0	0	0
Overvotes	0	0	0	0
Undervotes	0	0	0	0
Contest Totals	0	0	0	0

Statement of Votes Cast  
2025 Special Primary Election  
July 15, 2025

OFFICIAL RESULTS

County of Pima, State of Arizona

Precinct 227

Statistics	TOTAL	EARLY	POLLS	PROV
Registered Voters - Total	6,229			
Registered Voters - Democratic Party	1,775			
Registered Voters - Republican Party	2,104			
Registered Voters - Libertarian Party	40			
Registered Voters - Green Party	5			
Registered Voters - No Labels Party	46			
Ballots Cast - Total	995	938	56	1
Ballots Cast - Democratic Party	624	590	33	1
Ballots Cast - Republican Party	369	346	23	0
Ballots Cast - Libertarian Party	1	1	0	0
Ballots Cast - Green Party	0	0	0	0
Ballots Cast - No Labels Party	1	1	0	0
Ballots Cast - Blank	2	2	0	0
Voter Turnout - Total	15.97%			
Voter Turnout - Democratic Party	35.15%			
Voter Turnout - Republican Party	17.54%			
Voter Turnout - Libertarian Party	2.50%			
Voter Turnout - Green Party	0.00%			
Voter Turnout - No Labels Party	2.17%			

DEM U.S. Representative in Congress Congressional District 7

Vote For 1

	TOTAL	EARLY	POLLS	PROV
FOXX, DEJA	172	154	17	1
GRIJALVA, ADELITA	371	356	15	0
HARRIS SR., PATRICK	6	6	0	0
HERNANDEZ, DANIEL	68	68	0	0
MALVIDO JR., JOSE "MALVIDO"	5	5	0	0
Write-In Totals	0	0	0	0
Not Assigned	0	0	0	0
Total Votes Cast	622	589	32	1
Overvotes	1	0	1	0
Undervotes	1	1	0	0
Contest Totals	624	590	33	1

Statement of Votes Cast  
2025 Special Primary Election  
July 15, 2025

OFFICIAL RESULTS

County of Pima, State of Arizona

Precinct 227

---

REP U.S. Representative in Congress Congressional District 7

Vote For 1

	TOTAL	EARLY	POLLS	PROV
BUTIEREZ SR., DANIEL FRANCIS	208	191	17	0
RIVAS, JORGE	103	98	5	0
RODRIGUEZ, JIMMY	51	50	1	0
Write-In Totals	6	6	0	0
Not Assigned	6	6	0	0
Total Votes Cast	368	345	23	0
Overvotes	0	0	0	0
Undervotes	1	1	0	0
Contest Totals	369	346	23	0

LBT U.S. Representative in Congress Congressional District 7

Vote For 1

	TOTAL	EARLY	POLLS	PROV
Write-In Totals	1	1	0	0
Write-In: Invalid Write-in	0	0	0	0
Write-In: FERNANDEZ, ANDY	1	1	0	0
Not Assigned	0	0	0	0
Total Votes Cast	1	1	0	0
Overvotes	0	0	0	0
Undervotes	0	0	0	0
Contest Totals	1	1	0	0

GRN U.S. Representative in Congress Congressional District 7

Vote For 1

	TOTAL	EARLY	POLLS	PROV
Write-In Totals	0	0	0	0
Write-In: Invalid Write-in	0	0	0	0
Write-In: QUINTANA, EDUARDO	0	0	0	0
Write-In: SWING, GARY	0	0	0	0
Not Assigned	0	0	0	0
Total Votes Cast	0	0	0	0
Overvotes	0	0	0	0
Undervotes	0	0	0	0
Contest Totals	0	0	0	0



Precinct 227

---

NOL U.S. Representative in Congress Congressional District 7

Vote For 1

	TOTAL	EARLY	POLLS	PROV
Write-In Totals	1	1	0	0
Write-In: Invalid Write-in	1	1	0	0
Write-In: GRAYSON, RICHARD	0	0	0	0
Not Assigned	0	0	0	0
Total Votes Cast	1	1	0	0
Overvotes	0	0	0	0
Undervotes	0	0	0	0
Contest Totals	1	1	0	0

Statement of Votes Cast  
2025 Special Primary Election  
July 15, 2025

OFFICIAL RESULTS

County of Pima, State of Arizona

Precinct 228

Statistics	TOTAL	EARLY	POLLS	PROV
Registered Voters - Total	1,206			
Registered Voters - Democratic Party	474			
Registered Voters - Republican Party	410			
Registered Voters - Libertarian Party	8			
Registered Voters - Green Party	2			
Registered Voters - No Labels Party	5			
Ballots Cast - Total	474	427	47	0
Ballots Cast - Democratic Party	320	306	14	0
Ballots Cast - Republican Party	152	119	33	0
Ballots Cast - Libertarian Party	0	0	0	0
Ballots Cast - Green Party	2	2	0	0
Ballots Cast - No Labels Party	0	0	0	0
Ballots Cast - Blank	1	0	1	0
Voter Turnout - Total	39.30%			
Voter Turnout - Democratic Party	67.51%			
Voter Turnout - Republican Party	37.07%			
Voter Turnout - Libertarian Party	0.00%			
Voter Turnout - Green Party	100.00%			
Voter Turnout - No Labels Party	0.00%			

DEM U.S. Representative in Congress Congressional District 7

Vote For 1

	TOTAL	EARLY	POLLS	PROV
FOXX, DEJA	63	60	3	0
GRIJALVA, ADELITA	221	212	9	0
HARRIS SR., PATRICK	5	5	0	0
HERNANDEZ, DANIEL	26	24	2	0
MALVIDO JR., JOSE "MALVIDO"	4	4	0	0
Write-In Totals	1	1	0	0
Not Assigned	1	1	0	0
Total Votes Cast	320	306	14	0
Overvotes	0	0	0	0
Undervotes	0	0	0	0
Contest Totals	320	306	14	0

Statement of Votes Cast  
2025 Special Primary Election  
July 15, 2025

OFFICIAL RESULTS

County of Pima, State of Arizona

Precinct 228

---

REP U.S. Representative in Congress Congressional District 7

Vote For 1

	TOTAL	EARLY	POLLS	PROV
BUTIEREZ SR., DANIEL FRANCIS	98	71	27	0
RIVAS, JORGE	28	27	1	0
RODRIGUEZ, JIMMY	23	19	4	0
Write-In Totals	2	2	0	0
Not Assigned	2	2	0	0
Total Votes Cast	151	119	32	0
Overvotes	0	0	0	0
Undervotes	1	0	1	0
Contest Totals	152	119	33	0

LBT U.S. Representative in Congress Congressional District 7

Vote For 1

	TOTAL	EARLY	POLLS	PROV
Write-In Totals	0	0	0	0
Write-In: Invalid Write-in	0	0	0	0
Write-In: FERNANDEZ, ANDY	0	0	0	0
Not Assigned	0	0	0	0
Total Votes Cast	0	0	0	0
Overvotes	0	0	0	0
Undervotes	0	0	0	0
Contest Totals	0	0	0	0

GRN U.S. Representative in Congress Congressional District 7

Vote For 1

	TOTAL	EARLY	POLLS	PROV
Write-In Totals	2	2	0	0
Write-In: Invalid Write-in	2	2	0	0
Write-In: QUINTANA, EDUARDO	0	0	0	0
Write-In: SWING, GARY	0	0	0	0
Not Assigned	0	0	0	0
Total Votes Cast	2	2	0	0
Overvotes	0	0	0	0
Undervotes	0	0	0	0
Contest Totals	2	2	0	0

Precinct 228

---

NOL U.S. Representative in Congress Congressional District 7  
Vote For 1

	TOTAL	EARLY	POLLS	PROV
Write-In Totals	0	0	0	0
Write-In: Invalid Write-in	0	0	0	0
Write-In: GRAYSON, RICHARD	0	0	0	0
Not Assigned	0	0	0	0
Total Votes Cast	0	0	0	0
Overvotes	0	0	0	0
Undervotes	0	0	0	0
Contest Totals	0	0	0	0

Statement of Votes Cast  
2025 Special Primary Election  
July 15, 2025

OFFICIAL RESULTS

County of Pima, State of Arizona

Precinct 231

Statistics	TOTAL	EARLY	POLLS	PROV
Registered Voters - Total	6,672			
Registered Voters - Democratic Party	1,824			
Registered Voters - Republican Party	2,313			
Registered Voters - Libertarian Party	47			
Registered Voters - Green Party	4			
Registered Voters - No Labels Party	50			
Ballots Cast - Total	1,061	981	75	5
Ballots Cast - Democratic Party	652	612	36	4
Ballots Cast - Republican Party	404	364	39	1
Ballots Cast - Libertarian Party	1	1	0	0
Ballots Cast - Green Party	1	1	0	0
Ballots Cast - No Labels Party	3	3	0	0
Ballots Cast - Blank	5	4	0	1
Voter Turnout - Total	15.90%			
Voter Turnout - Democratic Party	35.75%			
Voter Turnout - Republican Party	17.47%			
Voter Turnout - Libertarian Party	2.13%			
Voter Turnout - Green Party	25.00%			
Voter Turnout - No Labels Party	6.00%			

DEM U.S. Representative in Congress Congressional District 7

Vote For 1

	TOTAL	EARLY	POLLS	PROV
FOXX, DEJA	168	162	5	1
GRIJALVA, ADELITA	385	354	29	2
HARRIS SR., PATRICK	5	5	0	0
HERNANDEZ, DANIEL	81	79	2	0
MALVIDO JR., JOSE "MALVIDO"	7	7	0	0
Write-In Totals	4	4	0	0
Not Assigned	4	4	0	0
Total Votes Cast	650	611	36	3
Overvotes	0	0	0	0
Undervotes	2	1	0	1
Contest Totals	652	612	36	4

Statement of Votes Cast  
2025 Special Primary Election  
July 15, 2025

OFFICIAL RESULTS

County of Pima, State of Arizona

Precinct 231

---

REP U.S. Representative in Congress Congressional District 7

Vote For 1

	TOTAL	EARLY	POLLS	PROV
BUTIEREZ SR., DANIEL FRANCIS	246	213	32	1
RIVAS, JORGE	105	101	4	0
RODRIGUEZ, JIMMY	43	40	3	0
Write-In Totals	7	7	0	0
Not Assigned	7	7	0	0
Total Votes Cast	401	361	39	1
Overvotes	0	0	0	0
Undervotes	3	3	0	0
Contest Totals	404	364	39	1

LBT U.S. Representative in Congress Congressional District 7

Vote For 1

	TOTAL	EARLY	POLLS	PROV
Write-In Totals	1	1	0	0
Write-In: Invalid Write-in	1	1	0	0
Write-In: FERNANDEZ, ANDY	0	0	0	0
Not Assigned	0	0	0	0
Total Votes Cast	1	1	0	0
Overvotes	0	0	0	0
Undervotes	0	0	0	0
Contest Totals	1	1	0	0

GRN U.S. Representative in Congress Congressional District 7

Vote For 1

	TOTAL	EARLY	POLLS	PROV
Write-In Totals	1	1	0	0
Write-In: Invalid Write-in	1	1	0	0
Write-In: QUINTANA, EDUARDO	0	0	0	0
Write-In: SWING, GARY	0	0	0	0
Not Assigned	0	0	0	0
Total Votes Cast	1	1	0	0
Overvotes	0	0	0	0
Undervotes	0	0	0	0
Contest Totals	1	1	0	0

Precinct 231

---

NOL U.S. Representative in Congress Congressional District 7

Vote For 1

	TOTAL	EARLY	POLLS	PROV
Write-In Totals	3	3	0	0
Write-In: Invalid Write-in	3	3	0	0
Write-In: GRAYSON, RICHARD	0	0	0	0
Not Assigned	0	0	0	0
Total Votes Cast	3	3	0	0
Overvotes	0	0	0	0
Undervotes	0	0	0	0
Contest Totals	3	3	0	0

Statement of Votes Cast  
2025 Special Primary Election  
July 15, 2025

OFFICIAL RESULTS

County of Pima, State of Arizona

Precinct 232

Statistics	TOTAL	EARLY	POLLS	PROV
Registered Voters - Total	5,605			
Registered Voters - Democratic Party	1,993			
Registered Voters - Republican Party	1,282			
Registered Voters - Libertarian Party	38			
Registered Voters - Green Party	4			
Registered Voters - No Labels Party	51			
Ballots Cast - Total	787	765	22	0
Ballots Cast - Democratic Party	548	533	15	0
Ballots Cast - Republican Party	233	226	7	0
Ballots Cast - Libertarian Party	1	1	0	0
Ballots Cast - Green Party	0	0	0	0
Ballots Cast - No Labels Party	5	5	0	0
Ballots Cast - Blank	0	0	0	0
Voter Turnout - Total	14.04%			
Voter Turnout - Democratic Party	27.50%			
Voter Turnout - Republican Party	18.17%			
Voter Turnout - Libertarian Party	2.63%			
Voter Turnout - Green Party	0.00%			
Voter Turnout - No Labels Party	9.80%			

DEM U.S. Representative in Congress Congressional District 7

Vote For 1

	TOTAL	EARLY	POLLS	PROV
FOXX, DEJA	153	148	5	0
GRIJALVA, ADELITA	300	292	8	0
HARRIS SR., PATRICK	13	13	0	0
HERNANDEZ, DANIEL	75	74	1	0
MALVIDO JR., JOSE "MALVIDO"	5	4	1	0
Write-In Totals	2	2	0	0
Not Assigned	2	2	0	0
Total Votes Cast	548	533	15	0
Overvotes	0	0	0	0
Undervotes	0	0	0	0
Contest Totals	548	533	15	0



Precinct 232

REP U.S. Representative in Congress Congressional District 7  
Vote For 1

	TOTAL	EARLY	POLLS	PROV
BUTIEREZ SR., DANIEL FRANCIS	119	116	3	0
RIVAS, JORGE	78	77	1	0
RODRIGUEZ, JIMMY	30	28	2	0
Write-In Totals	6	5	1	0
Not Assigned	6	5	1	0
Total Votes Cast	233	226	7	0
Overvotes	0	0	0	0
Undervotes	0	0	0	0
Contest Totals	233	226	7	0

LBT U.S. Representative in Congress Congressional District 7  
Vote For 1

	TOTAL	EARLY	POLLS	PROV
Write-In Totals	1	1	0	0
Write-In: Invalid Write-in	1	1	0	0
Write-In: FERNANDEZ, ANDY	0	0	0	0
Not Assigned	0	0	0	0
Total Votes Cast	1	1	0	0
Overvotes	0	0	0	0
Undervotes	0	0	0	0
Contest Totals	1	1	0	0

GRN U.S. Representative in Congress Congressional District 7  
Vote For 1

	TOTAL	EARLY	POLLS	PROV
Write-In Totals	0	0	0	0
Write-In: Invalid Write-in	0	0	0	0
Write-In: QUINTANA, EDUARDO	0	0	0	0
Write-In: SWING, GARY	0	0	0	0
Not Assigned	0	0	0	0
Total Votes Cast	0	0	0	0
Overvotes	0	0	0	0
Undervotes	0	0	0	0
Contest Totals	0	0	0	0

Precinct 232

---

NOL U.S. Representative in Congress Congressional District 7

Vote For 1

	TOTAL	EARLY	POLLS	PROV
Write-In Totals	5	5	0	0
Write-In: Invalid Write-in	5	5	0	0
Write-In: GRAYSON, RICHARD	0	0	0	0
Not Assigned	0	0	0	0
Total Votes Cast	5	5	0	0
Overvotes	0	0	0	0
Undervotes	0	0	0	0
Contest Totals	5	5	0	0

Statement of Votes Cast  
2025 Special Primary Election  
July 15, 2025

OFFICIAL RESULTS

County of Pima, State of Arizona

Precinct 233

Statistics	TOTAL	EARLY	POLLS	PROV
Registered Voters - Total	2,635			
Registered Voters - Democratic Party	998			
Registered Voters - Republican Party	728			
Registered Voters - Libertarian Party	19			
Registered Voters - Green Party	1			
Registered Voters - No Labels Party	17			
Ballots Cast - Total	674	606	67	1
Ballots Cast - Democratic Party	456	423	32	1
Ballots Cast - Republican Party	218	183	35	0
Ballots Cast - Libertarian Party	0	0	0	0
Ballots Cast - Green Party	0	0	0	0
Ballots Cast - No Labels Party	0	0	0	0
Ballots Cast - Blank	0	0	0	0
Voter Turnout - Total	25.58%			
Voter Turnout - Democratic Party	45.69%			
Voter Turnout - Republican Party	29.95%			
Voter Turnout - Libertarian Party	0.00%			
Voter Turnout - Green Party	0.00%			
Voter Turnout - No Labels Party	0.00%			

DEM U.S. Representative in Congress Congressional District 7

Vote For 1

	TOTAL	EARLY	POLLS	PROV
FOXX, DEJA	88	79	8	1
GRIJALVA, ADELITA	306	283	23	0
HARRIS SR., PATRICK	5	5	0	0
HERNANDEZ, DANIEL	51	50	1	0
MALVIDO JR., JOSE "MALVIDO"	5	5	0	0
Write-In Totals	0	0	0	0
Not Assigned	0	0	0	0
Total Votes Cast	455	422	32	1
Overvotes	1	1	0	0
Undervotes	0	0	0	0
Contest Totals	456	423	32	1

Precinct 233

REP U.S. Representative in Congress Congressional District 7

	TOTAL	EARLY	POLLS	PROV
BUTIEREZ SR., DANIEL FRANCIS	157	129	28	0
RIVAS, JORGE	37	34	3	0
RODRIGUEZ, JIMMY	18	14	4	0
Write-In Totals	6	6	0	0
Not Assigned	6	6	0	0
Total Votes Cast	218	183	35	0
Overvotes	0	0	0	0
Undervotes	0	0	0	0
Contest Totals	218	183	35	0

LBT U.S. Representative in Congress Congressional District 7

	TOTAL	EARLY	POLLS	PROV
Write-In Totals	0	0	0	0
Write-In: Invalid Write-in	0	0	0	0
Write-In: FERNANDEZ, ANDY	0	0	0	0
Not Assigned	0	0	0	0
Total Votes Cast	0	0	0	0
Overvotes	0	0	0	0
Undervotes	0	0	0	0
Contest Totals	0	0	0	0

GRN U.S. Representative in Congress Congressional District 7

	TOTAL	EARLY	POLLS	PROV
Write-In Totals	0	0	0	0
Write-In: Invalid Write-in	0	0	0	0
Write-In: QUINTANA, EDUARDO	0	0	0	0
Write-In: SWING, GARY	0	0	0	0
Not Assigned	0	0	0	0
Total Votes Cast	0	0	0	0
Overvotes	0	0	0	0
Undervotes	0	0	0	0
Contest Totals	0	0	0	0

Precinct 233

---

NOL U.S. Representative in Congress Congressional District 7  
Vote For 1

	TOTAL	EARLY	POLLS	PROV
Write-In Totals	0	0	0	0
Write-In: Invalid Write-in	0	0	0	0
Write-In: GRAYSON, RICHARD	0	0	0	0
Not Assigned	0	0	0	0
Total Votes Cast	0	0	0	0
Overvotes	0	0	0	0
Undervotes	0	0	0	0
Contest Totals	0	0	0	0

Statement of Votes Cast  
2025 Special Primary Election  
July 15, 2025

OFFICIAL RESULTS

County of Pima, State of Arizona

Precinct 234

Statistics	TOTAL	EARLY	POLLS	PROV
Registered Voters - Total	2,341			
Registered Voters - Democratic Party	984			
Registered Voters - Republican Party	601			
Registered Voters - Libertarian Party	11			
Registered Voters - Green Party	4			
Registered Voters - No Labels Party	17			
Ballots Cast - Total	640	592	47	1
Ballots Cast - Democratic Party	469	448	21	0
Ballots Cast - Republican Party	166	139	26	1
Ballots Cast - Libertarian Party	0	0	0	0
Ballots Cast - Green Party	1	1	0	0
Ballots Cast - No Labels Party	4	4	0	0
Ballots Cast - Blank	0	0	0	0
Voter Turnout - Total	27.34%			
Voter Turnout - Democratic Party	47.66%			
Voter Turnout - Republican Party	27.62%			
Voter Turnout - Libertarian Party	0.00%			
Voter Turnout - Green Party	25.00%			
Voter Turnout - No Labels Party	23.53%			

DEM U.S. Representative in Congress Congressional District 7

Vote For 1

	TOTAL	EARLY	POLLS	PROV
FOXX, DEJA	110	103	7	0
GRIJALVA, ADELITA	292	281	11	0
HARRIS SR., PATRICK	10	8	2	0
HERNANDEZ, DANIEL	51	50	1	0
MALVIDO JR., JOSE "MALVIDO"	6	6	0	0
Write-In Totals	0	0	0	0
Not Assigned	0	0	0	0
Total Votes Cast	469	448	21	0
Overvotes	0	0	0	0
Undervotes	0	0	0	0
Contest Totals	469	448	21	0

Precinct 234

REP U.S. Representative in Congress Congressional District 7

	TOTAL	EARLY	POLLS	PROV
BUTIEREZ SR., DANIEL FRANCIS	110	92	18	0
RIVAS, JORGE	34	26	8	0
RODRIGUEZ, JIMMY	19	18	0	1
Write-In Totals	3	3	0	0
Not Assigned	3	3	0	0
Total Votes Cast	166	139	26	1
Overvotes	0	0	0	0
Undervotes	0	0	0	0
Contest Totals	166	139	26	1

LBT U.S. Representative in Congress Congressional District 7

	TOTAL	EARLY	POLLS	PROV
Write-In Totals	0	0	0	0
Write-In: Invalid Write-in	0	0	0	0
Write-In: FERNANDEZ, ANDY	0	0	0	0
Not Assigned	0	0	0	0
Total Votes Cast	0	0	0	0
Overvotes	0	0	0	0
Undervotes	0	0	0	0
Contest Totals	0	0	0	0

GRN U.S. Representative in Congress Congressional District 7

	TOTAL	EARLY	POLLS	PROV
Write-In Totals	1	1	0	0
Write-In: Invalid Write-in	1	1	0	0
Write-In: QUINTANA, EDUARDO	0	0	0	0
Write-In: SWING, GARY	0	0	0	0
Not Assigned	0	0	0	0
Total Votes Cast	1	1	0	0
Overvotes	0	0	0	0
Undervotes	0	0	0	0
Contest Totals	1	1	0	0

Precinct 234

---

NOL U.S. Representative in Congress Congressional District 7

Vote For 1

	TOTAL	EARLY	POLLS	PROV
Write-In Totals	4	4	0	0
Write-In: Invalid Write-in	4	4	0	0
Write-In: GRAYSON, RICHARD	0	0	0	0
Not Assigned	0	0	0	0
Total Votes Cast	4	4	0	0
Overvotes	0	0	0	0
Undervotes	0	0	0	0
Contest Totals	4	4	0	0



Statement of Votes Cast  
2025 Special Primary Election  
July 15, 2025

OFFICIAL RESULTS

County of Pima, State of Arizona

Precinct 235

Statistics	TOTAL	EARLY	POLLS	PROV
Registered Voters - Total	5,103			
Registered Voters - Democratic Party	2,245			
Registered Voters - Republican Party	971			
Registered Voters - Libertarian Party	38			
Registered Voters - Green Party	8			
Registered Voters - No Labels Party	60			
Ballots Cast - Total	971	869	99	3
Ballots Cast - Democratic Party	797	729	66	2
Ballots Cast - Republican Party	165	131	33	1
Ballots Cast - Libertarian Party	4	4	0	0
Ballots Cast - Green Party	0	0	0	0
Ballots Cast - No Labels Party	5	5	0	0
Ballots Cast - Blank	1	0	1	0
Voter Turnout - Total	19.03%			
Voter Turnout - Democratic Party	35.50%			
Voter Turnout - Republican Party	16.99%			
Voter Turnout - Libertarian Party	10.53%			
Voter Turnout - Green Party	0.00%			
Voter Turnout - No Labels Party	8.33%			

DEM U.S. Representative in Congress Congressional District 7

Vote For 1

	TOTAL	EARLY	POLLS	PROV
FOXX, DEJA	173	158	14	1
GRIJALVA, ADELITA	519	473	45	1
HARRIS SR., PATRICK	9	9	0	0
HERNANDEZ, DANIEL	86	80	6	0
MALVIDO JR., JOSE "MALVIDO"	5	5	0	0
Write-In Totals	4	4	0	0
Not Assigned	4	4	0	0
Total Votes Cast	796	729	65	2
Overvotes	1	0	1	0
Undervotes	0	0	0	0
Contest Totals	797	729	66	2

Statement of Votes Cast  
2025 Special Primary Election  
July 15, 2025

OFFICIAL RESULTS

County of Pima, State of Arizona

Precinct 235

---

REP U.S. Representative in Congress Congressional District 7

Vote For 1

	TOTAL	EARLY	POLLS	PROV
BUTIEREZ SR., DANIEL FRANCIS	94	71	22	1
RIVAS, JORGE	40	35	5	0
RODRIGUEZ, JIMMY	21	18	3	0
Write-In Totals	9	7	2	0
Not Assigned	9	7	2	0
Total Votes Cast	164	131	32	1
Overvotes	0	0	0	0
Undervotes	1	0	1	0
Contest Totals	165	131	33	1

LBT U.S. Representative in Congress Congressional District 7

Vote For 1

	TOTAL	EARLY	POLLS	PROV
Write-In Totals	4	4	0	0
Write-In: Invalid Write-in	4	4	0	0
Write-In: FERNANDEZ, ANDY	0	0	0	0
Not Assigned	0	0	0	0
Total Votes Cast	4	4	0	0
Overvotes	0	0	0	0
Undervotes	0	0	0	0
Contest Totals	4	4	0	0

GRN U.S. Representative in Congress Congressional District 7

Vote For 1

	TOTAL	EARLY	POLLS	PROV
Write-In Totals	0	0	0	0
Write-In: Invalid Write-in	0	0	0	0
Write-In: QUINTANA, EDUARDO	0	0	0	0
Write-In: SWING, GARY	0	0	0	0
Not Assigned	0	0	0	0
Total Votes Cast	0	0	0	0
Overvotes	0	0	0	0
Undervotes	0	0	0	0
Contest Totals	0	0	0	0

Precinct 235

---

NOL U.S. Representative in Congress Congressional District 7  
Vote For 1

	TOTAL	EARLY	POLLS	PROV
Write-In Totals	5	5	0	0
Write-In: Invalid Write-in	5	5	0	0
Write-In: GRAYSON, RICHARD	0	0	0	0
Not Assigned	0	0	0	0
Total Votes Cast	5	5	0	0
Overvotes	0	0	0	0
Undervotes	0	0	0	0
Contest Totals	5	5	0	0

Statement of Votes Cast  
2025 Special Primary Election  
July 15, 2025

OFFICIAL RESULTS

County of Pima, State of Arizona

Precinct 236

Statistics	TOTAL	EARLY	POLLS	PROV
Registered Voters - Total	1,276			
Registered Voters - Democratic Party	588			
Registered Voters - Republican Party	150			
Registered Voters - Libertarian Party	5			
Registered Voters - Green Party	1			
Registered Voters - No Labels Party	6			
Ballots Cast - Total	228	164	63	1
Ballots Cast - Democratic Party	191	132	58	1
Ballots Cast - Republican Party	37	32	5	0
Ballots Cast - Libertarian Party	0	0	0	0
Ballots Cast - Green Party	0	0	0	0
Ballots Cast - No Labels Party	0	0	0	0
Ballots Cast - Blank	0	0	0	0
Voter Turnout - Total	17.87%			
Voter Turnout - Democratic Party	32.48%			
Voter Turnout - Republican Party	24.67%			
Voter Turnout - Libertarian Party	0.00%			
Voter Turnout - Green Party	0.00%			
Voter Turnout - No Labels Party	0.00%			

DEM U.S. Representative in Congress Congressional District 7

Vote For 1

	TOTAL	EARLY	POLLS	PROV
FOXX, DEJA	25	15	10	0
GRIJALVA, ADELITA	147	101	45	1
HARRIS SR., PATRICK	0	0	0	0
HERNANDEZ, DANIEL	17	14	3	0
MALVIDO JR., JOSE "MALVIDO"	1	1	0	0
Write-In Totals	1	1	0	0
Not Assigned	1	1	0	0
Total Votes Cast	191	132	58	1
Overvotes	0	0	0	0
Undervotes	0	0	0	0
Contest Totals	191	132	58	1

Statement of Votes Cast  
2025 Special Primary Election  
July 15, 2025

OFFICIAL RESULTS

County of Pima, State of Arizona

Precinct 236

---

REP U.S. Representative in Congress Congressional District 7

Vote For 1

	TOTAL	EARLY	POLLS	PROV
BUTIEREZ SR., DANIEL FRANCIS	22	18	4	0
RIVAS, JORGE	8	7	1	0
RODRIGUEZ, JIMMY	6	6	0	0
Write-In Totals	1	1	0	0
Not Assigned	1	1	0	0
Total Votes Cast	37	32	5	0
Overvotes	0	0	0	0
Undervotes	0	0	0	0
Contest Totals	37	32	5	0

LBT U.S. Representative in Congress Congressional District 7

Vote For 1

	TOTAL	EARLY	POLLS	PROV
Write-In Totals	0	0	0	0
Write-In: Invalid Write-in	0	0	0	0
Write-In: FERNANDEZ, ANDY	0	0	0	0
Not Assigned	0	0	0	0
Total Votes Cast	0	0	0	0
Overvotes	0	0	0	0
Undervotes	0	0	0	0
Contest Totals	0	0	0	0

GRN U.S. Representative in Congress Congressional District 7

Vote For 1

	TOTAL	EARLY	POLLS	PROV
Write-In Totals	0	0	0	0
Write-In: Invalid Write-in	0	0	0	0
Write-In: QUINTANA, EDUARDO	0	0	0	0
Write-In: SWING, GARY	0	0	0	0
Not Assigned	0	0	0	0
Total Votes Cast	0	0	0	0
Overvotes	0	0	0	0
Undervotes	0	0	0	0
Contest Totals	0	0	0	0

Precinct 236

---

NOL U.S. Representative in Congress Congressional District 7

Vote For 1

	TOTAL	EARLY	POLLS	PROV
Write-In Totals	0	0	0	0
Write-In: Invalid Write-in	0	0	0	0
Write-In: GRAYSON, RICHARD	0	0	0	0
Not Assigned	0	0	0	0
Total Votes Cast	0	0	0	0
Overvotes	0	0	0	0
Undervotes	0	0	0	0
Contest Totals	0	0	0	0

Statement of Votes Cast  
2025 Special Primary Election  
July 15, 2025

OFFICIAL RESULTS

County of Pima, State of Arizona

Precinct 244

Statistics	TOTAL	EARLY	POLLS	PROV
Registered Voters - Total	960			
Registered Voters - Democratic Party	476			
Registered Voters - Republican Party	109			
Registered Voters - Libertarian Party	5			
Registered Voters - Green Party	0			
Registered Voters - No Labels Party	2			
Ballots Cast - Total	129	125	4	0
Ballots Cast - Democratic Party	121	118	3	0
Ballots Cast - Republican Party	7	6	1	0
Ballots Cast - Libertarian Party	1	1	0	0
Ballots Cast - Green Party	0	0	0	0
Ballots Cast - No Labels Party	0	0	0	0
Ballots Cast - Blank	0	0	0	0
Voter Turnout - Total	13.44%			
Voter Turnout - Democratic Party	25.42%			
Voter Turnout - Republican Party	6.42%			
Voter Turnout - Libertarian Party	20.00%			
Voter Turnout - Green Party	0.00%			
Voter Turnout - No Labels Party	0.00%			

DEM U.S. Representative in Congress Congressional District 7

Vote For 1

	TOTAL	EARLY	POLLS	PROV
FOXX, DEJA	12	11	1	0
GRIJALVA, ADELITA	87	86	1	0
HARRIS SR., PATRICK	0	0	0	0
HERNANDEZ, DANIEL	19	18	1	0
MALVIDO JR., JOSE "MALVIDO"	2	2	0	0
Write-In Totals	1	1	0	0
Not Assigned	1	1	0	0
Total Votes Cast	121	118	3	0
Overvotes	0	0	0	0
Undervotes	0	0	0	0
Contest Totals	121	118	3	0

Statement of Votes Cast  
2025 Special Primary Election  
July 15, 2025

OFFICIAL RESULTS

County of Pima, State of Arizona

Precinct 244

---

REP U.S. Representative in Congress Congressional District 7

Vote For 1

	TOTAL	EARLY	POLLS	PROV
BUTIEREZ SR., DANIEL FRANCIS	5	4	1	0
RIVAS, JORGE	1	1	0	0
RODRIGUEZ, JIMMY	0	0	0	0
Write-In Totals	1	1	0	0
Not Assigned	1	1	0	0
Total Votes Cast	7	6	1	0
Overvotes	0	0	0	0
Undervotes	0	0	0	0
Contest Totals	7	6	1	0

LBT U.S. Representative in Congress Congressional District 7

Vote For 1

	TOTAL	EARLY	POLLS	PROV
Write-In Totals	1	1	0	0
Write-In: Invalid Write-in	1	1	0	0
Write-In: FERNANDEZ, ANDY	0	0	0	0
Not Assigned	0	0	0	0
Total Votes Cast	1	1	0	0
Overvotes	0	0	0	0
Undervotes	0	0	0	0
Contest Totals	1	1	0	0

GRN U.S. Representative in Congress Congressional District 7

Vote For 1

	TOTAL	EARLY	POLLS	PROV
Write-In Totals	0	0	0	0
Write-In: Invalid Write-in	0	0	0	0
Write-In: QUINTANA, EDUARDO	0	0	0	0
Write-In: SWING, GARY	0	0	0	0
Not Assigned	0	0	0	0
Total Votes Cast	0	0	0	0
Overvotes	0	0	0	0
Undervotes	0	0	0	0
Contest Totals	0	0	0	0



Precinct 244

---

NOL U.S. Representative in Congress Congressional District 7

Vote For 1

	TOTAL	EARLY	POLLS	PROV
Write-In Totals	0	0	0	0
Write-In: Invalid Write-in	0	0	0	0
Write-In: GRAYSON, RICHARD	0	0	0	0
Not Assigned	0	0	0	0
Total Votes Cast	0	0	0	0
Overvotes	0	0	0	0
Undervotes	0	0	0	0
Contest Totals	0	0	0	0

Statement of Votes Cast  
2025 Special Primary Election  
July 15, 2025

OFFICIAL RESULTS

County of Pima, State of Arizona

Precinct 245

Statistics	TOTAL	EARLY	POLLS	PROV
Registered Voters - Total	1,873			
Registered Voters - Democratic Party	1,048			
Registered Voters - Republican Party	204			
Registered Voters - Libertarian Party	12			
Registered Voters - Green Party	6			
Registered Voters - No Labels Party	14			
Ballots Cast - Total	584	552	30	2
Ballots Cast - Democratic Party	539	509	28	2
Ballots Cast - Republican Party	42	40	2	0
Ballots Cast - Libertarian Party	0	0	0	0
Ballots Cast - Green Party	2	2	0	0
Ballots Cast - No Labels Party	1	1	0	0
Ballots Cast - Blank	0	0	0	0
Voter Turnout - Total	31.18%			
Voter Turnout - Democratic Party	51.43%			
Voter Turnout - Republican Party	20.59%			
Voter Turnout - Libertarian Party	0.00%			
Voter Turnout - Green Party	33.33%			
Voter Turnout - No Labels Party	7.14%			

DEM U.S. Representative in Congress Congressional District 7

Vote For 1

	TOTAL	EARLY	POLLS	PROV
FOXX, DEJA	95	86	9	0
GRIJALVA, ADELITA	364	347	16	1
HARRIS SR., PATRICK	6	6	0	0
HERNANDEZ, DANIEL	62	60	1	1
MALVIDO JR., JOSE "MALVIDO"	8	6	2	0
Write-In Totals	0	0	0	0
Not Assigned	0	0	0	0
Total Votes Cast	535	505	28	2
Overvotes	4	4	0	0
Undervotes	0	0	0	0
Contest Totals	539	509	28	2

Statement of Votes Cast  
2025 Special Primary Election  
July 15, 2025

OFFICIAL RESULTS

County of Pima, State of Arizona

Precinct 245

---

REP U.S. Representative in Congress Congressional District 7

Vote For 1

	TOTAL	EARLY	POLLS	PROV
BUTIEREZ SR., DANIEL FRANCIS	16	16	0	0
RIVAS, JORGE	11	10	1	0
RODRIGUEZ, JIMMY	11	10	1	0
Write-In Totals	2	2	0	0
Not Assigned	2	2	0	0
Total Votes Cast	40	38	2	0
Overvotes	2	2	0	0
Undervotes	0	0	0	0
Contest Totals	42	40	2	0

LBT U.S. Representative in Congress Congressional District 7

Vote For 1

	TOTAL	EARLY	POLLS	PROV
Write-In Totals	0	0	0	0
Write-In: Invalid Write-in	0	0	0	0
Write-In: FERNANDEZ, ANDY	0	0	0	0
Not Assigned	0	0	0	0
Total Votes Cast	0	0	0	0
Overvotes	0	0	0	0
Undervotes	0	0	0	0
Contest Totals	0	0	0	0

GRN U.S. Representative in Congress Congressional District 7

Vote For 1

	TOTAL	EARLY	POLLS	PROV
Write-In Totals	2	2	0	0
Write-In: Invalid Write-in	0	0	0	0
Write-In: QUINTANA, EDUARDO	2	2	0	0
Write-In: SWING, GARY	0	0	0	0
Not Assigned	0	0	0	0
Total Votes Cast	2	2	0	0
Overvotes	0	0	0	0
Undervotes	0	0	0	0
Contest Totals	2	2	0	0

Precinct 245

---

NOL U.S. Representative in Congress Congressional District 7

Vote For 1

	TOTAL	EARLY	POLLS	PROV
Write-In Totals	1	1	0	0
Write-In: Invalid Write-in	1	1	0	0
Write-In: GRAYSON, RICHARD	0	0	0	0
Not Assigned	0	0	0	0
Total Votes Cast	1	1	0	0
Overvotes	0	0	0	0
Undervotes	0	0	0	0
Contest Totals	1	1	0	0

Statement of Votes Cast  
2025 Special Primary Election  
July 15, 2025

OFFICIAL RESULTS

County of Pima, State of Arizona

Precinct 246

Statistics	TOTAL	EARLY	POLLS	PROV
Registered Voters - Total	2,189			
Registered Voters - Democratic Party	1,208			
Registered Voters - Republican Party	198			
Registered Voters - Libertarian Party	11			
Registered Voters - Green Party	16			
Registered Voters - No Labels Party	19			
Ballots Cast - Total	672	622	48	2
Ballots Cast - Democratic Party	631	585	44	2
Ballots Cast - Republican Party	35	32	3	0
Ballots Cast - Libertarian Party	1	1	0	0
Ballots Cast - Green Party	1	1	0	0
Ballots Cast - No Labels Party	4	3	1	0
Ballots Cast - Blank	1	1	0	0
Voter Turnout - Total	30.70%			
Voter Turnout - Democratic Party	52.24%			
Voter Turnout - Republican Party	17.68%			
Voter Turnout - Libertarian Party	9.09%			
Voter Turnout - Green Party	6.25%			
Voter Turnout - No Labels Party	21.05%			

DEM U.S. Representative in Congress Congressional District 7

Vote For 1

	TOTAL	EARLY	POLLS	PROV
FOXX, DEJA	178	156	22	0
GRIJALVA, ADELITA	377	356	19	2
HARRIS SR., PATRICK	7	7	0	0
HERNANDEZ, DANIEL	63	61	2	0
MALVIDO JR., JOSE "MALVIDO"	4	4	0	0
Write-In Totals	1	1	0	0
Not Assigned	1	1	0	0
Total Votes Cast	630	585	43	2
Overvotes	1	0	1	0
Undervotes	0	0	0	0
Contest Totals	631	585	44	2

Statement of Votes Cast  
2025 Special Primary Election  
July 15, 2025

OFFICIAL RESULTS

County of Pima, State of Arizona

Precinct 246

---

REP U.S. Representative in Congress Congressional District 7

Vote For 1

	TOTAL	EARLY	POLLS	PROV
BUTIEREZ SR., DANIEL FRANCIS	17	15	2	0
RIVAS, JORGE	10	10	0	0
RODRIGUEZ, JIMMY	7	6	1	0
Write-In Totals	0	0	0	0
Not Assigned	0	0	0	0
Total Votes Cast	34	31	3	0
Overvotes	0	0	0	0
Undervotes	1	1	0	0
Contest Totals	35	32	3	0

LBT U.S. Representative in Congress Congressional District 7

Vote For 1

	TOTAL	EARLY	POLLS	PROV
Write-In Totals	1	1	0	0
Write-In: Invalid Write-in	1	1	0	0
Write-In: FERNANDEZ, ANDY	0	0	0	0
Not Assigned	0	0	0	0
Total Votes Cast	1	1	0	0
Overvotes	0	0	0	0
Undervotes	0	0	0	0
Contest Totals	1	1	0	0

GRN U.S. Representative in Congress Congressional District 7

Vote For 1

	TOTAL	EARLY	POLLS	PROV
Write-In Totals	1	1	0	0
Write-In: Invalid Write-in	0	0	0	0
Write-In: QUINTANA, EDUARDO	1	1	0	0
Write-In: SWING, GARY	0	0	0	0
Not Assigned	0	0	0	0
Total Votes Cast	1	1	0	0
Overvotes	0	0	0	0
Undervotes	0	0	0	0
Contest Totals	1	1	0	0

Precinct 246

---

NOL U.S. Representative in Congress Congressional District 7  
Vote For 1

	TOTAL	EARLY	POLLS	PROV
Write-In Totals	4	3	1	0
Write-In: Invalid Write-in	4	3	1	0
Write-In: GRAYSON, RICHARD	0	0	0	0
Not Assigned	0	0	0	0
Total Votes Cast	4	3	1	0
Overvotes	0	0	0	0
Undervotes	0	0	0	0
Contest Totals	4	3	1	0

Statement of Votes Cast  
2025 Special Primary Election  
July 15, 2025

OFFICIAL RESULTS

County of Pima, State of Arizona

Precinct 247

Statistics	TOTAL	EARLY	POLLS	PROV
Registered Voters - Total	485			
Registered Voters - Democratic Party	249			
Registered Voters - Republican Party	57			
Registered Voters - Libertarian Party	2			
Registered Voters - Green Party	0			
Registered Voters - No Labels Party	5			
Ballots Cast - Total	112	106	5	1
Ballots Cast - Democratic Party	103	98	5	0
Ballots Cast - Republican Party	9	8	0	1
Ballots Cast - Libertarian Party	0	0	0	0
Ballots Cast - Green Party	0	0	0	0
Ballots Cast - No Labels Party	0	0	0	0
Ballots Cast - Blank	0	0	0	0
Voter Turnout - Total	23.09%			
Voter Turnout - Democratic Party	41.37%			
Voter Turnout - Republican Party	15.79%			
Voter Turnout - Libertarian Party	0.00%			
Voter Turnout - Green Party	0.00%			
Voter Turnout - No Labels Party	0.00%			

DEM U.S. Representative in Congress Congressional District 7

Vote For 1

	TOTAL	EARLY	POLLS	PROV
FOXX, DEJA	34	31	3	0
GRIJALVA, ADELITA	61	59	2	0
HARRIS SR., PATRICK	2	2	0	0
HERNANDEZ, DANIEL	3	3	0	0
MALVIDO JR., JOSE "MALVIDO"	1	1	0	0
Write-In Totals	1	1	0	0
Not Assigned	1	1	0	0
Total Votes Cast	102	97	5	0
Overvotes	1	1	0	0
Undervotes	0	0	0	0
Contest Totals	103	98	5	0



Statement of Votes Cast  
2025 Special Primary Election  
July 15, 2025

OFFICIAL RESULTS

County of Pima, State of Arizona

Precinct 247

---

REP U.S. Representative in Congress Congressional District 7

Vote For 1

	TOTAL	EARLY	POLLS	PROV
BUTIEREZ SR., DANIEL FRANCIS	7	7	0	0
RIVAS, JORGE	2	1	0	1
RODRIGUEZ, JIMMY	0	0	0	0
Write-In Totals	0	0	0	0
Not Assigned	0	0	0	0
Total Votes Cast	9	8	0	1
Overvotes	0	0	0	0
Undervotes	0	0	0	0
Contest Totals	9	8	0	1

LBT U.S. Representative in Congress Congressional District 7

Vote For 1

	TOTAL	EARLY	POLLS	PROV
Write-In Totals	0	0	0	0
Write-In: Invalid Write-in	0	0	0	0
Write-In: FERNANDEZ, ANDY	0	0	0	0
Not Assigned	0	0	0	0
Total Votes Cast	0	0	0	0
Overvotes	0	0	0	0
Undervotes	0	0	0	0
Contest Totals	0	0	0	0

GRN U.S. Representative in Congress Congressional District 7

Vote For 1

	TOTAL	EARLY	POLLS	PROV
Write-In Totals	0	0	0	0
Write-In: Invalid Write-in	0	0	0	0
Write-In: QUINTANA, EDUARDO	0	0	0	0
Write-In: SWING, GARY	0	0	0	0
Not Assigned	0	0	0	0
Total Votes Cast	0	0	0	0
Overvotes	0	0	0	0
Undervotes	0	0	0	0
Contest Totals	0	0	0	0

Precinct 247

---

NOL U.S. Representative in Congress Congressional District 7  
Vote For 1

	TOTAL	EARLY	POLLS	PROV
Write-In Totals	0	0	0	0
Write-In: Invalid Write-in	0	0	0	0
Write-In: GRAYSON, RICHARD	0	0	0	0
Not Assigned	0	0	0	0
Total Votes Cast	0	0	0	0
Overvotes	0	0	0	0
Undervotes	0	0	0	0
Contest Totals	0	0	0	0

Statement of Votes Cast  
2025 Special Primary Election  
July 15, 2025

OFFICIAL RESULTS

County of Pima, State of Arizona

Precinct 248

Statistics	TOTAL	EARLY	POLLS	PROV
Registered Voters - Total	962			
Registered Voters - Democratic Party	520			
Registered Voters - Republican Party	105			
Registered Voters - Libertarian Party	7			
Registered Voters - Green Party	0			
Registered Voters - No Labels Party	10			
Ballots Cast - Total	187	180	7	0
Ballots Cast - Democratic Party	176	169	7	0
Ballots Cast - Republican Party	11	11	0	0
Ballots Cast - Libertarian Party	0	0	0	0
Ballots Cast - Green Party	0	0	0	0
Ballots Cast - No Labels Party	0	0	0	0
Ballots Cast - Blank	0	0	0	0
Voter Turnout - Total	19.44%			
Voter Turnout - Democratic Party	33.85%			
Voter Turnout - Republican Party	10.48%			
Voter Turnout - Libertarian Party	0.00%			
Voter Turnout - Green Party	0.00%			
Voter Turnout - No Labels Party	0.00%			

DEM U.S. Representative in Congress Congressional District 7

Vote For 1

	TOTAL	EARLY	POLLS	PROV
FOXX, DEJA	30	29	1	0
GRIJALVA, ADELITA	105	99	6	0
HARRIS SR., PATRICK	0	0	0	0
HERNANDEZ, DANIEL	39	39	0	0
MALVIDO JR., JOSE "MALVIDO"	2	2	0	0
Write-In Totals	0	0	0	0
Not Assigned	0	0	0	0
Total Votes Cast	176	169	7	0
Overvotes	0	0	0	0
Undervotes	0	0	0	0
Contest Totals	176	169	7	0

Statement of Votes Cast  
2025 Special Primary Election  
July 15, 2025

OFFICIAL RESULTS

County of Pima, State of Arizona

Precinct 248

---

REP U.S. Representative in Congress Congressional District 7

Vote For 1

	TOTAL	EARLY	POLLS	PROV
BUTIEREZ SR., DANIEL FRANCIS	5	5	0	0
RIVAS, JORGE	4	4	0	0
RODRIGUEZ, JIMMY	2	2	0	0
Write-In Totals	0	0	0	0
Not Assigned	0	0	0	0
Total Votes Cast	11	11	0	0
Overvotes	0	0	0	0
Undervotes	0	0	0	0
Contest Totals	11	11	0	0

LBT U.S. Representative in Congress Congressional District 7

Vote For 1

	TOTAL	EARLY	POLLS	PROV
Write-In Totals	0	0	0	0
Write-In: Invalid Write-in	0	0	0	0
Write-In: FERNANDEZ, ANDY	0	0	0	0
Not Assigned	0	0	0	0
Total Votes Cast	0	0	0	0
Overvotes	0	0	0	0
Undervotes	0	0	0	0
Contest Totals	0	0	0	0

GRN U.S. Representative in Congress Congressional District 7

Vote For 1

	TOTAL	EARLY	POLLS	PROV
Write-In Totals	0	0	0	0
Write-In: Invalid Write-in	0	0	0	0
Write-In: QUINTANA, EDUARDO	0	0	0	0
Write-In: SWING, GARY	0	0	0	0
Not Assigned	0	0	0	0
Total Votes Cast	0	0	0	0
Overvotes	0	0	0	0
Undervotes	0	0	0	0
Contest Totals	0	0	0	0

Precinct 248

---

NOL U.S. Representative in Congress Congressional District 7  
Vote For 1

	TOTAL	EARLY	POLLS	PROV
Write-In Totals	0	0	0	0
Write-In: Invalid Write-in	0	0	0	0
Write-In: GRAYSON, RICHARD	0	0	0	0
Not Assigned	0	0	0	0
Total Votes Cast	0	0	0	0
Overvotes	0	0	0	0
Undervotes	0	0	0	0
Contest Totals	0	0	0	0

Statement of Votes Cast  
2025 Special Primary Election  
July 15, 2025

OFFICIAL RESULTS

County of Pima, State of Arizona

Precinct 250

Statistics	TOTAL	EARLY	POLLS	PROV
Registered Voters - Total	80			
Registered Voters - Democratic Party	19			
Registered Voters - Republican Party	33			
Registered Voters - Libertarian Party	0			
Registered Voters - Green Party	0			
Registered Voters - No Labels Party	0			
Ballots Cast - Total	18	15	3	0
Ballots Cast - Democratic Party	5	5	0	0
Ballots Cast - Republican Party	13	10	3	0
Ballots Cast - Libertarian Party	0	0	0	0
Ballots Cast - Green Party	0	0	0	0
Ballots Cast - No Labels Party	0	0	0	0
Ballots Cast - Blank	0	0	0	0
Voter Turnout - Total	22.50%			
Voter Turnout - Democratic Party	26.32%			
Voter Turnout - Republican Party	39.39%			
Voter Turnout - Libertarian Party	0.00%			
Voter Turnout - Green Party	0.00%			
Voter Turnout - No Labels Party	0.00%			

DEM U.S. Representative in Congress Congressional District 7

Vote For 1

	TOTAL	EARLY	POLLS	PROV
FOXX, DEJA	3	3	0	0
GRIJALVA, ADELITA	1	1	0	0
HARRIS SR., PATRICK	0	0	0	0
HERNANDEZ, DANIEL	1	1	0	0
MALVIDO JR., JOSE "MALVIDO"	0	0	0	0
Write-In Totals	0	0	0	0
Not Assigned	0	0	0	0
Total Votes Cast	5	5	0	0
Overvotes	0	0	0	0
Undervotes	0	0	0	0
Contest Totals	5	5	0	0

Statement of Votes Cast  
2025 Special Primary Election  
July 15, 2025

OFFICIAL RESULTS

County of Pima, State of Arizona

Precinct 250

---

REP U.S. Representative in Congress Congressional District 7

Vote For 1

	TOTAL	EARLY	POLLS	PROV
BUTIEREZ SR., DANIEL FRANCIS	9	7	2	0
RIVAS, JORGE	2	1	1	0
RODRIGUEZ, JIMMY	1	1	0	0
Write-In Totals	1	1	0	0
Not Assigned	1	1	0	0
Total Votes Cast	13	10	3	0
Overvotes	0	0	0	0
Undervotes	0	0	0	0
Contest Totals	13	10	3	0

LBT U.S. Representative in Congress Congressional District 7

Vote For 1

	TOTAL	EARLY	POLLS	PROV
Write-In Totals	0	0	0	0
Write-In: Invalid Write-in	0	0	0	0
Write-In: FERNANDEZ, ANDY	0	0	0	0
Not Assigned	0	0	0	0
Total Votes Cast	0	0	0	0
Overvotes	0	0	0	0
Undervotes	0	0	0	0
Contest Totals	0	0	0	0

GRN U.S. Representative in Congress Congressional District 7

Vote For 1

	TOTAL	EARLY	POLLS	PROV
Write-In Totals	0	0	0	0
Write-In: Invalid Write-in	0	0	0	0
Write-In: QUINTANA, EDUARDO	0	0	0	0
Write-In: SWING, GARY	0	0	0	0
Not Assigned	0	0	0	0
Total Votes Cast	0	0	0	0
Overvotes	0	0	0	0
Undervotes	0	0	0	0
Contest Totals	0	0	0	0

Precinct 250

---

NOL U.S. Representative in Congress Congressional District 7

Vote For 1

	TOTAL	EARLY	POLLS	PROV
Write-In Totals	0	0	0	0
Write-In: Invalid Write-in	0	0	0	0
Write-In: GRAYSON, RICHARD	0	0	0	0
Not Assigned	0	0	0	0
Total Votes Cast	0	0	0	0
Overvotes	0	0	0	0
Undervotes	0	0	0	0
Contest Totals	0	0	0	0



Statement of Votes Cast  
2025 Special Primary Election  
July 15, 2025

OFFICIAL RESULTS

County of Pima, State of Arizona

Precinct 257

Statistics	TOTAL	EARLY	POLLS	PROV
Registered Voters - Total	1,840			
Registered Voters - Democratic Party	432			
Registered Voters - Republican Party	761			
Registered Voters - Libertarian Party	12			
Registered Voters - Green Party	4			
Registered Voters - No Labels Party	12			
Ballots Cast - Total	407	347	59	1
Ballots Cast - Democratic Party	234	224	10	0
Ballots Cast - Republican Party	172	122	49	1
Ballots Cast - Libertarian Party	1	1	0	0
Ballots Cast - Green Party	0	0	0	0
Ballots Cast - No Labels Party	0	0	0	0
Ballots Cast - Blank	0	0	0	0
Voter Turnout - Total	22.12%			
Voter Turnout - Democratic Party	54.17%			
Voter Turnout - Republican Party	22.60%			
Voter Turnout - Libertarian Party	8.33%			
Voter Turnout - Green Party	0.00%			
Voter Turnout - No Labels Party	0.00%			

DEM U.S. Representative in Congress Congressional District 7

Vote For 1

	TOTAL	EARLY	POLLS	PROV
FOXX, DEJA	48	41	7	0
GRIJALVA, ADELITA	146	146	0	0
HARRIS SR., PATRICK	2	2	0	0
HERNANDEZ, DANIEL	34	32	2	0
MALVIDO JR., JOSE "MALVIDO"	3	2	1	0
Write-In Totals	1	1	0	0
Not Assigned	1	1	0	0
Total Votes Cast	234	224	10	0
Overvotes	0	0	0	0
Undervotes	0	0	0	0
Contest Totals	234	224	10	0

Statement of Votes Cast  
2025 Special Primary Election  
July 15, 2025

OFFICIAL RESULTS

County of Pima, State of Arizona

Precinct 257

---

REP U.S. Representative in Congress Congressional District 7

Vote For 1

	TOTAL	EARLY	POLLS	PROV
BUTIEREZ SR., DANIEL FRANCIS	139	98	40	1
RIVAS, JORGE	18	13	5	0
RODRIGUEZ, JIMMY	14	10	4	0
Write-In Totals	1	1	0	0
Not Assigned	1	1	0	0
Total Votes Cast	172	122	49	1
Overvotes	0	0	0	0
Undervotes	0	0	0	0
Contest Totals	172	122	49	1

LBT U.S. Representative in Congress Congressional District 7

Vote For 1

	TOTAL	EARLY	POLLS	PROV
Write-In Totals	1	1	0	0
Write-In: Invalid Write-in	1	1	0	0
Write-In: FERNANDEZ, ANDY	0	0	0	0
Not Assigned	0	0	0	0
Total Votes Cast	1	1	0	0
Overvotes	0	0	0	0
Undervotes	0	0	0	0
Contest Totals	1	1	0	0

GRN U.S. Representative in Congress Congressional District 7

Vote For 1

	TOTAL	EARLY	POLLS	PROV
Write-In Totals	0	0	0	0
Write-In: Invalid Write-in	0	0	0	0
Write-In: QUINTANA, EDUARDO	0	0	0	0
Write-In: SWING, GARY	0	0	0	0
Not Assigned	0	0	0	0
Total Votes Cast	0	0	0	0
Overvotes	0	0	0	0
Undervotes	0	0	0	0
Contest Totals	0	0	0	0

Precinct 257

---

NOL U.S. Representative in Congress Congressional District 7  
Vote For 1

	TOTAL	EARLY	POLLS	PROV
Write-In Totals	0	0	0	0
Write-In: Invalid Write-in	0	0	0	0
Write-In: GRAYSON, RICHARD	0	0	0	0
Not Assigned	0	0	0	0
Total Votes Cast	0	0	0	0
Overvotes	0	0	0	0
Undervotes	0	0	0	0
Contest Totals	0	0	0	0

Statement of Votes Cast  
2025 Special Primary Election  
July 15, 2025

OFFICIAL RESULTS

County of Pima, State of Arizona

Precinct 258

Statistics	TOTAL	EARLY	POLLS	PROV
Registered Voters - Total	270			
Registered Voters - Democratic Party	46			
Registered Voters - Republican Party	137			
Registered Voters - Libertarian Party	2			
Registered Voters - Green Party	0			
Registered Voters - No Labels Party	0			
Ballots Cast - Total	54	52	2	0
Ballots Cast - Democratic Party	24	24	0	0
Ballots Cast - Republican Party	30	28	2	0
Ballots Cast - Libertarian Party	0	0	0	0
Ballots Cast - Green Party	0	0	0	0
Ballots Cast - No Labels Party	0	0	0	0
Ballots Cast - Blank	0	0	0	0
Voter Turnout - Total	20.00%			
Voter Turnout - Democratic Party	52.17%			
Voter Turnout - Republican Party	21.90%			
Voter Turnout - Libertarian Party	0.00%			
Voter Turnout - Green Party	0.00%			
Voter Turnout - No Labels Party	0.00%			

DEM U.S. Representative in Congress Congressional District 7

Vote For 1

	TOTAL	EARLY	POLLS	PROV
FOXX, DEJA	3	3	0	0
GRIJALVA, ADELITA	19	19	0	0
HARRIS SR., PATRICK	1	1	0	0
HERNANDEZ, DANIEL	1	1	0	0
MALVIDO JR., JOSE "MALVIDO"	0	0	0	0
Write-In Totals	0	0	0	0
Not Assigned	0	0	0	0
Total Votes Cast	24	24	0	0
Overvotes	0	0	0	0
Undervotes	0	0	0	0
Contest Totals	24	24	0	0

Precinct 258

REP U.S. Representative in Congress Congressional District 7

Vote For 1	TOTAL	EARLY	POLLS	PROV
BUTIEREZ SR., DANIEL FRANCIS	19	19	0	0
RIVAS, JORGE	8	7	1	0
RODRIGUEZ, JIMMY	2	1	1	0
Write-In Totals	1	1	0	0
Not Assigned	1	1	0	0
Total Votes Cast	30	28	2	0
Overvotes	0	0	0	0
Undervotes	0	0	0	0
Contest Totals	30	28	2	0

LBT U.S. Representative in Congress Congressional District 7

Vote For 1	TOTAL	EARLY	POLLS	PROV
Write-In Totals	0	0	0	0
Write-In: Invalid Write-in	0	0	0	0
Write-In: FERNANDEZ, ANDY	0	0	0	0
Not Assigned	0	0	0	0
Total Votes Cast	0	0	0	0
Overvotes	0	0	0	0
Undervotes	0	0	0	0
Contest Totals	0	0	0	0

GRN U.S. Representative in Congress Congressional District 7

Vote For 1	TOTAL	EARLY	POLLS	PROV
Write-In Totals	0	0	0	0
Write-In: Invalid Write-in	0	0	0	0
Write-In: QUINTANA, EDUARDO	0	0	0	0
Write-In: SWING, GARY	0	0	0	0
Not Assigned	0	0	0	0
Total Votes Cast	0	0	0	0
Overvotes	0	0	0	0
Undervotes	0	0	0	0
Contest Totals	0	0	0	0

Precinct 258

---

NOL U.S. Representative in Congress Congressional District 7  
Vote For 1

	TOTAL	EARLY	POLLS	PROV
Write-In Totals	0	0	0	0
Write-In: Invalid Write-in	0	0	0	0
Write-In: GRAYSON, RICHARD	0	0	0	0
Not Assigned	0	0	0	0
Total Votes Cast	0	0	0	0
Overvotes	0	0	0	0
Undervotes	0	0	0	0
Contest Totals	0	0	0	0

Statement of Votes Cast  
2025 Special Primary Election  
July 15, 2025

OFFICIAL RESULTS

County of Pima, State of Arizona

Precinct 264

Statistics	TOTAL	EARLY	POLLS	PROV
Registered Voters - Total	842			
Registered Voters - Democratic Party	307			
Registered Voters - Republican Party	205			
Registered Voters - Libertarian Party	6			
Registered Voters - Green Party	3			
Registered Voters - No Labels Party	11			
Ballots Cast - Total	139	136	3	0
Ballots Cast - Democratic Party	99	98	1	0
Ballots Cast - Republican Party	38	36	2	0
Ballots Cast - Libertarian Party	1	1	0	0
Ballots Cast - Green Party	0	0	0	0
Ballots Cast - No Labels Party	1	1	0	0
Ballots Cast - Blank	0	0	0	0
Voter Turnout - Total	16.51%			
Voter Turnout - Democratic Party	32.25%			
Voter Turnout - Republican Party	18.54%			
Voter Turnout - Libertarian Party	16.67%			
Voter Turnout - Green Party	0.00%			
Voter Turnout - No Labels Party	9.09%			

DEM U.S. Representative in Congress Congressional District 7

Vote For 1

	TOTAL	EARLY	POLLS	PROV
FOXX, DEJA	24	24	0	0
GRIJALVA, ADELITA	55	54	1	0
HARRIS SR., PATRICK	0	0	0	0
HERNANDEZ, DANIEL	16	16	0	0
MALVIDO JR., JOSE "MALVIDO"	3	3	0	0
Write-In Totals	1	1	0	0
Not Assigned	1	1	0	0
Total Votes Cast	99	98	1	0
Overvotes	0	0	0	0
Undervotes	0	0	0	0
Contest Totals	99	98	1	0

Statement of Votes Cast  
2025 Special Primary Election  
July 15, 2025

OFFICIAL RESULTS

County of Pima, State of Arizona

Precinct 264

---

REP U.S. Representative in Congress Congressional District 7

Vote For 1

	TOTAL	EARLY	POLLS	PROV
BUTIEREZ SR., DANIEL FRANCIS	17	15	2	0
RIVAS, JORGE	13	13	0	0
RODRIGUEZ, JIMMY	6	6	0	0
Write-In Totals	2	2	0	0
Not Assigned	2	2	0	0
Total Votes Cast	38	36	2	0
Overvotes	0	0	0	0
Undervotes	0	0	0	0
Contest Totals	38	36	2	0

LBT U.S. Representative in Congress Congressional District 7

Vote For 1

	TOTAL	EARLY	POLLS	PROV
Write-In Totals	1	1	0	0
Write-In: Invalid Write-in	1	1	0	0
Write-In: FERNANDEZ, ANDY	0	0	0	0
Not Assigned	0	0	0	0
Total Votes Cast	1	1	0	0
Overvotes	0	0	0	0
Undervotes	0	0	0	0
Contest Totals	1	1	0	0

GRN U.S. Representative in Congress Congressional District 7

Vote For 1

	TOTAL	EARLY	POLLS	PROV
Write-In Totals	0	0	0	0
Write-In: Invalid Write-in	0	0	0	0
Write-In: QUINTANA, EDUARDO	0	0	0	0
Write-In: SWING, GARY	0	0	0	0
Not Assigned	0	0	0	0
Total Votes Cast	0	0	0	0
Overvotes	0	0	0	0
Undervotes	0	0	0	0
Contest Totals	0	0	0	0



Precinct 264

---

NOL U.S. Representative in Congress Congressional District 7

Vote For 1

	TOTAL	EARLY	POLLS	PROV
Write-In Totals	1	1	0	0
Write-In: Invalid Write-in	1	1	0	0
Write-In: GRAYSON, RICHARD	0	0	0	0
Not Assigned	0	0	0	0
Total Votes Cast	1	1	0	0
Overvotes	0	0	0	0
Undervotes	0	0	0	0
Contest Totals	1	1	0	0

Statement of Votes Cast  
2025 Special Primary Election  
July 15, 2025

OFFICIAL RESULTS

County of Pima, State of Arizona

Precinct 267

Statistics	TOTAL	EARLY	POLLS	PROV
Registered Voters - Total	42			
Registered Voters - Democratic Party	20			
Registered Voters - Republican Party	5			
Registered Voters - Libertarian Party	0			
Registered Voters - Green Party	0			
Registered Voters - No Labels Party	1			
Ballots Cast - Total	4	4	0	0
Ballots Cast - Democratic Party	4	4	0	0
Ballots Cast - Republican Party	0	0	0	0
Ballots Cast - Libertarian Party	0	0	0	0
Ballots Cast - Green Party	0	0	0	0
Ballots Cast - No Labels Party	0	0	0	0
Ballots Cast - Blank	0	0	0	0
Voter Turnout - Total	9.52%			
Voter Turnout - Democratic Party	20.00%			
Voter Turnout - Republican Party	0.00%			
Voter Turnout - Libertarian Party	0.00%			
Voter Turnout - Green Party	0.00%			
Voter Turnout - No Labels Party	0.00%			

DEM U.S. Representative in Congress Congressional District 7

Vote For 1

	TOTAL	EARLY	POLLS	PROV
FOXX, DEJA	3	3	0	0
GRIJALVA, ADELITA	0	0	0	0
HARRIS SR., PATRICK	0	0	0	0
HERNANDEZ, DANIEL	0	0	0	0
MALVIDO JR., JOSE "MALVIDO"	0	0	0	0
Write-In Totals	0	0	0	0
Not Assigned	0	0	0	0
Total Votes Cast	3	3	0	0
Overvotes	1	1	0	0
Undervotes	0	0	0	0
Contest Totals	4	4	0	0

Statement of Votes Cast  
2025 Special Primary Election  
July 15, 2025

OFFICIAL RESULTS

County of Pima, State of Arizona

Precinct 267

---

REP U.S. Representative in Congress Congressional District 7

Vote For 1

	TOTAL	EARLY	POLLS	PROV
BUTIEREZ SR., DANIEL FRANCIS	0	0	0	0
RIVAS, JORGE	0	0	0	0
RODRIGUEZ, JIMMY	0	0	0	0
Write-In Totals	0	0	0	0
Not Assigned	0	0	0	0
Total Votes Cast	0	0	0	0
Overvotes	0	0	0	0
Undervotes	0	0	0	0
Contest Totals	0	0	0	0

LBT U.S. Representative in Congress Congressional District 7

Vote For 1

	TOTAL	EARLY	POLLS	PROV
Write-In Totals	0	0	0	0
Write-In: Invalid Write-in	0	0	0	0
Write-In: FERNANDEZ, ANDY	0	0	0	0
Not Assigned	0	0	0	0
Total Votes Cast	0	0	0	0
Overvotes	0	0	0	0
Undervotes	0	0	0	0
Contest Totals	0	0	0	0

GRN U.S. Representative in Congress Congressional District 7

Vote For 1

	TOTAL	EARLY	POLLS	PROV
Write-In Totals	0	0	0	0
Write-In: Invalid Write-in	0	0	0	0
Write-In: QUINTANA, EDUARDO	0	0	0	0
Write-In: SWING, GARY	0	0	0	0
Not Assigned	0	0	0	0
Total Votes Cast	0	0	0	0
Overvotes	0	0	0	0
Undervotes	0	0	0	0
Contest Totals	0	0	0	0

Precinct 267

---

NOL U.S. Representative in Congress Congressional District 7  
Vote For 1

	TOTAL	EARLY	POLLS	PROV
Write-In Totals	0	0	0	0
Write-In: Invalid Write-in	0	0	0	0
Write-In: GRAYSON, RICHARD	0	0	0	0
Not Assigned	0	0	0	0
Total Votes Cast	0	0	0	0
Overvotes	0	0	0	0
Undervotes	0	0	0	0
Contest Totals	0	0	0	0

Statement of Votes Cast  
2025 Special Primary Election  
July 15, 2025

OFFICIAL RESULTS

County of Pima, State of Arizona

Precinct 271

Statistics	TOTAL	EARLY	POLLS	PROV
Registered Voters - Total	879			
Registered Voters - Democratic Party	279			
Registered Voters - Republican Party	227			
Registered Voters - Libertarian Party	11			
Registered Voters - Green Party	0			
Registered Voters - No Labels Party	7			
Ballots Cast - Total	147	137	10	0
Ballots Cast - Democratic Party	103	99	4	0
Ballots Cast - Republican Party	43	38	5	0
Ballots Cast - Libertarian Party	1	0	1	0
Ballots Cast - Green Party	0	0	0	0
Ballots Cast - No Labels Party	0	0	0	0
Ballots Cast - Blank	0	0	0	0
Voter Turnout - Total	16.72%			
Voter Turnout - Democratic Party	36.92%			
Voter Turnout - Republican Party	18.94%			
Voter Turnout - Libertarian Party	9.09%			
Voter Turnout - Green Party	0.00%			
Voter Turnout - No Labels Party	0.00%			

DEM U.S. Representative in Congress Congressional District 7

Vote For 1

	TOTAL	EARLY	POLLS	PROV
FOXX, DEJA	19	17	2	0
GRIJALVA, ADELITA	61	60	1	0
HARRIS SR., PATRICK	1	1	0	0
HERNANDEZ, DANIEL	19	18	1	0
MALVIDO JR., JOSE "MALVIDO"	3	3	0	0
Write-In Totals	0	0	0	0
Not Assigned	0	0	0	0
Total Votes Cast	103	99	4	0
Overvotes	0	0	0	0
Undervotes	0	0	0	0
Contest Totals	103	99	4	0

Statement of Votes Cast  
2025 Special Primary Election  
July 15, 2025

OFFICIAL RESULTS

County of Pima, State of Arizona

Precinct 271

---

REP U.S. Representative in Congress Congressional District 7

Vote For 1

	TOTAL	EARLY	POLLS	PROV
BUTIEREZ SR., DANIEL FRANCIS	22	20	2	0
RIVAS, JORGE	14	12	2	0
RODRIGUEZ, JIMMY	5	4	1	0
Write-In Totals	2	2	0	0
Not Assigned	2	2	0	0
Total Votes Cast	43	38	5	0
Overvotes	0	0	0	0
Undervotes	0	0	0	0
Contest Totals	43	38	5	0

LBT U.S. Representative in Congress Congressional District 7

Vote For 1

	TOTAL	EARLY	POLLS	PROV
Write-In Totals	1	0	1	0
Write-In: Invalid Write-in	1	0	1	0
Write-In: FERNANDEZ, ANDY	0	0	0	0
Not Assigned	0	0	0	0
Total Votes Cast	1	0	1	0
Overvotes	0	0	0	0
Undervotes	0	0	0	0
Contest Totals	1	0	1	0

GRN U.S. Representative in Congress Congressional District 7

Vote For 1

	TOTAL	EARLY	POLLS	PROV
Write-In Totals	0	0	0	0
Write-In: Invalid Write-in	0	0	0	0
Write-In: QUINTANA, EDUARDO	0	0	0	0
Write-In: SWING, GARY	0	0	0	0
Not Assigned	0	0	0	0
Total Votes Cast	0	0	0	0
Overvotes	0	0	0	0
Undervotes	0	0	0	0
Contest Totals	0	0	0	0

Precinct 271

---

NOL U.S. Representative in Congress Congressional District 7

Vote For 1

	TOTAL	EARLY	POLLS	PROV
Write-In Totals	0	0	0	0
Write-In: Invalid Write-in	0	0	0	0
Write-In: GRAYSON, RICHARD	0	0	0	0
Not Assigned	0	0	0	0
Total Votes Cast	0	0	0	0
Overvotes	0	0	0	0
Undervotes	0	0	0	0
Contest Totals	0	0	0	0

Statement of Votes Cast  
2025 Special Primary Election  
July 15, 2025

OFFICIAL RESULTS

County of Pima, State of Arizona

Precinct 272

Statistics	TOTAL	EARLY	POLLS	PROV
Registered Voters - Total	1,672			
Registered Voters - Democratic Party	726			
Registered Voters - Republican Party	317			
Registered Voters - Libertarian Party	7			
Registered Voters - Green Party	1			
Registered Voters - No Labels Party	12			
Ballots Cast - Total	370	338	32	0
Ballots Cast - Democratic Party	300	277	23	0
Ballots Cast - Republican Party	68	59	9	0
Ballots Cast - Libertarian Party	0	0	0	0
Ballots Cast - Green Party	1	1	0	0
Ballots Cast - No Labels Party	1	1	0	0
Ballots Cast - Blank	0	0	0	0
Voter Turnout - Total	22.13%			
Voter Turnout - Democratic Party	41.32%			
Voter Turnout - Republican Party	21.45%			
Voter Turnout - Libertarian Party	0.00%			
Voter Turnout - Green Party	100.00%			
Voter Turnout - No Labels Party	8.33%			

DEM U.S. Representative in Congress Congressional District 7

Vote For 1

	TOTAL	EARLY	POLLS	PROV
FOXX, DEJA	67	59	8	0
GRIJALVA, ADELITA	197	184	13	0
HARRIS SR., PATRICK	1	1	0	0
HERNANDEZ, DANIEL	34	32	2	0
MALVIDO JR., JOSE "MALVIDO"	1	1	0	0
Write-In Totals	0	0	0	0
Not Assigned	0	0	0	0
Total Votes Cast	300	277	23	0
Overvotes	0	0	0	0
Undervotes	0	0	0	0
Contest Totals	300	277	23	0



Statement of Votes Cast  
2025 Special Primary Election  
July 15, 2025

OFFICIAL RESULTS

County of Pima, State of Arizona

Precinct 272

---

REP U.S. Representative in Congress Congressional District 7

Vote For 1

	TOTAL	EARLY	POLLS	PROV
BUTIEREZ SR., DANIEL FRANCIS	37	32	5	0
RIVAS, JORGE	20	18	2	0
RODRIGUEZ, JIMMY	8	7	1	0
Write-In Totals	3	2	1	0
Not Assigned	3	2	1	0
Total Votes Cast	68	59	9	0
Overvotes	0	0	0	0
Undervotes	0	0	0	0
Contest Totals	68	59	9	0

LBT U.S. Representative in Congress Congressional District 7

Vote For 1

	TOTAL	EARLY	POLLS	PROV
Write-In Totals	0	0	0	0
Write-In: Invalid Write-in	0	0	0	0
Write-In: FERNANDEZ, ANDY	0	0	0	0
Not Assigned	0	0	0	0
Total Votes Cast	0	0	0	0
Overvotes	0	0	0	0
Undervotes	0	0	0	0
Contest Totals	0	0	0	0

GRN U.S. Representative in Congress Congressional District 7

Vote For 1

	TOTAL	EARLY	POLLS	PROV
Write-In Totals	1	1	0	0
Write-In: Invalid Write-in	1	1	0	0
Write-In: QUINTANA, EDUARDO	0	0	0	0
Write-In: SWING, GARY	0	0	0	0
Not Assigned	0	0	0	0
Total Votes Cast	1	1	0	0
Overvotes	0	0	0	0
Undervotes	0	0	0	0
Contest Totals	1	1	0	0

Precinct 272

---

NOL U.S. Representative in Congress Congressional District 7

Vote For 1

	TOTAL	EARLY	POLLS	PROV
Write-In Totals	1	1	0	0
Write-In: Invalid Write-in	1	1	0	0
Write-In: GRAYSON, RICHARD	0	0	0	0
Not Assigned	0	0	0	0
Total Votes Cast	1	1	0	0
Overvotes	0	0	0	0
Undervotes	0	0	0	0
Contest Totals	1	1	0	0