

FLOOD CONTROL DISTRICT BOARD MINUTES

The Pima County Flood Control District Board met in regular session at their regular meeting place in the Pima County Administration Building (Hearing Room), 130 West Congress Street, Tucson, Arizona, at 9:00 a.m. on Tuesday, November 21, 2023. Upon roll call, those present and absent were as follows:

Present: Adelita S. Grijalva, Chair
Rex Scott, Vice Chair
Dr. Matt Heinz, Member
*Sharon Bronson, Member
*Steve Christy, Member

Also Present: Jan Leshar, County Administrator
Sam Brown, Chief Civil Deputy County Attorney
Melissa Manriquez, Clerk of the Board
John Stuckey, Sergeant at Arms

*Supervisors Bronson and Christy participated remotely. Supervisor Bronson left the meeting at 1:29 p.m.

1. CONVENE TO EXECUTIVE SESSION

It was moved by Supervisor Scott, seconded by Supervisor Heinz and unanimously carried by a 5-0 vote, to convene to Executive Session at 12:28 p.m.

2. RECONVENE

The meeting reconvened at 12:57 p.m. All members were present.

EXECUTIVE SESSION

3. Pursuant to A.R.S. §38-431.03(A) (3) and (4), for legal advice and direction regarding a settlement agreement in Green Things, Inc. v. Pima County Regional Flood Control District, C20220575.

It was moved by Chair Grijalva, seconded by Supervisor Scott and unanimously carried by a 5-0 vote, to proceed with the settlement with Green Things, Inc., as discussed in Executive Session.

4. AERIAL EASEMENT

Staff recommends approval of the aerial easement to the United States of America, Department of Energy, Western Area Power Administration, for property located along the alignment of the Santa Cruz River, lying within Section 34, T13S, R13E, G&SRM, Pima County, Arizona. (District 3)

It was moved by Chair Grijalva, seconded by Supervisor Scott and unanimously carried by a 5-0 vote, to approve the item.

5. **GRANT ACCEPTANCE**

State of Arizona Department of Emergency and Military Affairs, to provide for the Hazard Mitigation Grant Program - HMGP FM-5310-003-03R, Canada Del Oro Levee Augmentation Project, \$1,333,327.00/\$975,277.00 RFCD Non-Bond Projects Fund match (GTAW 24-61)

It was moved by Chair Grijalva and seconded by Supervisor Scott to approve the item. No vote was taken at this time.

Supervisor Scott stated that this award was from the Arizona Department of Emergency and Military Affairs to help contain increased runoff due to the Big Horn Fire and requested a report that summarized the State and Federal aid the County received or pending as a result of recent large fires. He stated the report should address what may be needed from State and Federal partners to cope with the impact of wildfires. He added that the Coconino County proposal that the Board supported had called for a recapitalization of the Wildfire Emergency Response Fund. He stated that the report should also address what the County's needs were from the fund or other Federal and State resources so that the County could continue to effectively deal with the impact of significant wildfires.

Supervisor Christy referred to the background material and stated that he would vote in favor of it, but the same issue had been brought up during several meetings. He stated that he was informed by staff that the County had to buy homes and properties in the area since there was no way to mitigate the runoff created by the Big Horn Fire and there was a danger of potential issues with more runoff because it could not be contained. He stated that this grant appeared to indicate that the County could prevent runoff and there were mixed reactions from staff. He questioned whether the County could contain runoff.

Jan Leshner, County Administrator, responded that the County continued to buy land with the use of funds from the Federal Emergency Management Agency. She stated there were a number of activities and efforts that directed funding and services that ensured everything possible to mitigate runoff. She added that one element in its entirety would not take care of the issue, but would deal with several aspects.

Carmine DeBonis, Jr., Deputy County Administrator, explained that the grant would enhance existing constructed flood control improvements on the Cañada del Oro (CDO) Wash. He stated that it was a different water course from the one Supervisor Christy noted that the County purchased properties, which was the Finger Rock Wash, a natural water course with very different watershed and characteristics. He stated that each of these instances would be reviewed for options available to the County to capitalize on those that could be deployed at the location to address the floodwater situation.

Supervisor Christy commented that the County could stop the flooding and the cause of erosion flooding in the CDO Wash, but were unable to contain the potential flooding in the Finger Rock area. He asked if this was correct.

Mr. DeBonis, Jr. responded that they were very different watersheds and the CDO Wash had the ability and potential for the construction of improvements. He stated there were existing drainage control improvements there that would be enhanced to address the increase in runoff as a result of the Big Horn Fire and that the Finger Rock watershed was a natural water course without constructed improvements. He stated that staff reviewed the watershed, and it was determined that the most effective way to protect individuals and structures was through acquiring and removing them from the Finger Rock watershed.

Supervisor Christy questioned if the Arizona Department of Emergency and Military Affairs (DEMA) had anything to say about controlling runoff in the Finger Rock watershed.

Mr. DeBonis, Jr. responded that DEMA had not been consulted, but the Board had previously discussed an Intergovernmental Agreement with the University of Arizona (U of A) to provide evaluations and analysis on flood control related issues. He stated that the Finger Rock Wash watershed was reviewed by the County and the U of A, and both had the same conclusions. He stated that staff could explore a conversation with DEMA relative to Finger Rock.

Supervisor Christy urged staff to confer the issue with DEMA so they could determine whether water runoff could be contained in one area and it would be worthwhile to get their opinion about the runoff in another area specifically when it related to buying homes and properties. He requested DEMA be contacted regarding the Finger Rock issue.

Upon the vote, the motion unanimously carried 5-0.

6. **CONTRACT**

OUTPARCEL AZ PAV WEST, L.L.C., to provide for Sales Agreement No. Sale-0124 and Special Warranty Deed for .666 acres of land located on the south side of Cortaro Road, northeast of the Santa Cruz River, Tax Parcel No. 226-28-0230, contract amount \$10,400.00 revenue (CTN-RPS-24-65)

It was moved by Chair Grijalva, seconded by Supervisor Scott and unanimously carried by a 5-0 vote, to approve the item.

7. **ADJOURNMENT**

As there was no further business to come before the Board, the meeting was adjourned at 1:34 p.m.

CHAIR

ATTEST:

CLERK

LIBRARY DISTRICT BOARD MINUTES

The Pima County Library District Board met in regular session at their regular meeting place in the Pima County Administration Building (Hearing Room), 130 West Congress Street, Tucson, Arizona, at 9:00 a.m. on Tuesday, November 21, 2023. Upon roll call, those present and absent were as follows:

Present: Adelita S. Grijalva, Chair
Rex Scott, Vice Chair
Dr. Matt Heinz, Member
*Sharon Bronson, Member
*Steve Christy, Member

Also Present: Jan Leshar, County Administrator
Sam Brown, Chief Civil Deputy County Attorney
Melissa Manriquez, Clerk of the Board
John Stuckey, Sergeant at Arms

*Supervisors Bronson and Christy participated remotely. Supervisor Bronson left the meeting at 1:29 p.m.

1. **AWARD**

Amendment of Award: Master Agreement No. MA-PO-21-210, Amendment No. 3, Overdrive, Inc., to provide for digital content services. This amendment increases the annual award amount by \$1,500,000.00 for a cumulative not-to-exceed contract amount of \$4,440,000.00. Funding Source: Library District Ops Fund. Administering Department: Library District.

It was moved by Chair Grijalva, seconded by Supervisor Scott and unanimously carried by a 5-0 vote, to approve the item.

2. **ADJOURNMENT**

As there was no further business to come before the Board, the meeting was adjourned at 1:34 p.m.

CHAIR

ATTEST:

CLERK

BOARD OF SUPERVISORS' MEETING MINUTES

The Pima County Board of Supervisors met in regular session at their regular meeting place in the Pima County Administration Building (Hearing Room), 130 West Congress Street, Tucson, Arizona, at 9:00 a.m. on Tuesday, November 21, 2023. Upon roll call, those present and absent were as follows:

Present: Adelita S. Grijalva, Chair
Rex Scott, Vice Chair
Dr. Matt Heinz, Member
*Sharon Bronson, Member
*Steve Christy, Member

Also Present: Jan Leshar, County Administrator
Sam Brown, Chief Civil Deputy County Attorney
Melissa Manriquez, Clerk of the Board
John Stuckey, Sergeant at Arms

*Supervisors Bronson and Christy participated remotely. Supervisor Bronson left the meeting at 1:29 p.m.

1. PLEDGE OF ALLEGIANCE

All present joined in the Pledge of Allegiance.

2. LAND ACKNOWLEDGEMENT STATEMENT

The Land Acknowledgement Statement was delivered by Stephanie Motzkin, Tohono O'odham Outreach Coordinator, Office of the Pima County Recorder.

3. PAUSE 4 PAWS

The Pima County Animal Care Center showcased an animal available for adoption.

4. POINT OF PERSONAL PRIVILEGE

Dr. John Arnold, CEO, PPEP, Inc., expressed his gratitude to Supervisor Bronson for her invaluable contributions to the rural community and highlighted their collaborated accomplishments, which resulted in the formation of the Amado Youth Center, the Arizona Rural Human Services Network and various other projects.

Jan Leshar, County Administrator, expressed appreciation to Supervisor Bronson on behalf of the employees of Pima County and acknowledged her 27 years of service as a Board Member and over that time, her dedication was witnessed through her attendance at 630 board meetings. She thanked her for all that she had accomplished, especially for her efforts advocating for the citizens in rural Pima County and ensuring that their voices were always heard.

PRESENTATION/PROCLAMATION

5. Presentation of a proclamation to Janay Arenas, Chair, and Carlos Ruiz, Immediate Past Chair, Small Business Commission, proclaiming the day of Saturday, November 25, 2023 to be: "SMALL BUSINESS SATURDAY IN PIMA COUNTY"

It was moved by Chair Grijalva, seconded by Supervisor Scott and unanimously carried by a 5-0 vote, to approve the item. Chair Grijalva made the presentation.

6. **CALL TO THE PUBLIC**

Tony Bruno addressed the Board and expressed his gratitude to Supervisor Bronson for everything she had done for the rural community.

Dana Kormash thanked Supervisor Bronson for her many years of service.

Amy Bass, Executive Director of Prevention, PPEP, Inc., congratulated Supervisor Bronson on her retirement and expressed her gratitude for always going above and beyond for the rural communities.

Terra Radliff expressed her opposition to proposed Resolution No. 2023-64 and indicated that the ATF was federal government and the resolution was outside the purview of the Board.

Dixie Ward voiced her concerns regarding the condition of Pima Mine Road and stated that it had not been repaved since 1993. She indicated it forced her to replace two front ends on her vehicles, presented the Board with a petition and urged them to repave the road.

Laurie Moore spoke about the inappropriate material that was available for children at the County's Public Libraries.

Kevin Daily spoke about Supervisor Bronson's many accomplishments during her 25 plus years of service specifically within the Flowing Wells area.

Shirley Requard expressed her displeasure with supporting the exchange of gasoline and diesel-powered vehicles for electric models.

Robert Carter voiced his concerns with the results of the November 7, 2023, Consolidated Election.

Sharon Fickes spoke about her issues with open borders, asylum seeker aid and urged County residents to pay attention to the Board's voting record.

Melissa Westbrook and Fran Krackow spoke on behalf of Mom's Demand Action, in support of proposed Resolution No. 2023-64.

Liz Casey addressed the Board in opposition to the expansion of the County jail and that the Pima County Jail was one of the deadliest in the country.

Sharon Greene spoke about the differences between liberal and conservative views.

Igor Freitas spoke in opposition to the jail expansion and commented that funding should be allocated towards food banks, schools, public housing and raising the minimum wage.

Xavier Martinez expressed his opposition to the jail expansion and stated that 44% of the population supported community-centered alternatives to incarceration.

Gisela Aaron expressed her concerns with the November 7, 2023, Consolidated Election and that it was another example of election interference, fraud and manipulation.

Robert Reus discussed his preparation process for initiating a Jeffersonian Party for placement on Pima County and City of Tucson ballots.

Jacob Erwin voiced his opposition to the new jail proposal and felt that funding should be used towards affordable housing.

Nick Bruno spoke in opposition to the expansion of the jail and that the \$400 million could be used to combat domestic abuse and provide food to people in need.

Penny Pestle thanked the Board for their support of the Marana Food Bank and expressed her gratitude to Supervisor Bronson for her incredible work in the under resourced communities.

Garland Speight addressed the Board in opposition to the proposal for a new jail and stated that funding should be used towards providing a more profound social safety network.

Drew Fellows, on behalf of the No New Jail Coalition, spoke in opposition to the jail expansion due to the countless problems the current detention center faced that would not be solved with a new structure.

Taima Cannon voiced opposition to a new jail because jails perpetuated cycles of incarceration.

Sergeant Aaron Cross, President, Pima County Deputies Organization, discussed the unfair rule regarding invalidated years of service for employees who had a break in service with the County. He requested that all time be counted and the affected employees be appropriately placed in the new pay scale structure. He also thanked

Supervisor Bronson for being an advocate for the rural parts of the County and wished her well in her retirement.

Caroline Isaacs, Executive Director, Just Communities Arizona, spoke in opposition to the jail expansion and that housing and homelessness were the greatest concerns of the community.

Raf Polo spoke about the imperiled Judeo-Christian values in America from freedom of speech, religion, press and the right to petition the government and his displeasure with continued aid for asylum seekers.

Yvette Borja addressed the Board in opposition to the jail expansion and how it would negatively affect the juveniles that were incarcerated at the Adult Detention Center.

Roxann Ziegler, Councilwoman, Town of Marana, thanked Supervisor Bronson for her many years of friendship and spoke about how Marana had flourished under her watch.

Peter Norquest spoke in opposition to Minute Item Nos. 35, 38 and 39, and urged the Board to vote against these items.

Mike Humphrey expressed his appreciation to Supervisor Bronson for her years of dedicated service to Pima County and her collaboration with the Flowing Wells Family Health Center, domestic partner insurance coverage and secondhand smoking regulations. He also spoke in support of proposed Resolution No. 2023-64.

Molly McKasson expressed gratitude to Supervisor Bronson for her service to the community and spoke in support of proposed Resolution No. 2023-64.

David Smith thanked Supervisor Bronson for her service to the community and wished her well on her recovery. He voiced his opposition to proposed Resolution No. 2023-64, and with the building of a new jail because it was a poorly managed facility and it would continue to be poorly managed until there was a new Sheriff and proper staffing for the facility.

Lee Urias spoke in opposition to the jail expansion and indicated it was run by a Sheriff who had neglected his duty of maintaining a safe facility and he should be held accountable.

Betsy Smith thanked Supervisor Bronson for her service and that she was a model for everyone regardless of their political party and she would be missed.

* * *

Supervisor Heinz asked that staff provide a follow-up regarding Pima Mine Road and indicated that this issue had been raised before during previous meetings.

Jan Leshar, County Administrator, responded that the information would be provided to the Board.

Carmine DeBonis, Jr., Deputy County Administrator, indicated that Pima Mine Road served as a major arterial roadway and was included in the County's maintained network of paved roads. He explained that the County was in the 5th year of executing a comprehensive 10-year plan, which addressed the maintenance needs of all the roads in the unincorporated areas and Pima Mine Road had not yet reached a deteriorated condition that would prioritize it for repairs over other roads with more severe deterioration. He stated that a comprehensive report would be provided to the Board as previously requested, regarding the condition of Pima Mine Road, the overall road repair program, and the status of the Capital Improvement Program.

Supervisor Heinz and Supervisor Scott requested that staff provide clarification on the issue raised by Sergeant Cross regarding prior County service that was not included in the pay scale calculation of the recently adopted Classification and Compensation Study for employees who had a break in service and then were rehired with the County.

7. **CONVENE TO EXECUTIVE SESSION**

It was moved by Supervisor Scott, seconded by Supervisor Heinz and unanimously carried by a 5-0 vote, to convene to Executive Session at 12:28 p.m.

8. **RECONVENE**

The meeting reconvened at 12:57 p.m. All members were present.

EXECUTIVE SESSION

9. Pursuant to A.R.S. §38-431.03(A) (3) and (4), for legal advice and direction regarding a negotiated settlement between the parties in Wal-Mart Stores, Inc. v. Pima County in TX2022-000353 and TX2023-000151.

It was moved by Chair Grijalva, seconded by Supervisor Scott and unanimously carried by a 5-0 vote, to proceed with the settlement with Wal-Mart Stores, Inc., as discussed in Executive Session.

10. Pursuant to A.R.S. §38-431.03(A) (3) and (4), for legal advice and direction regarding the damage to Arivaca Road and potential legal options for the County.

It was moved by Chair Grijalva, seconded by Supervisor Scott and carried by a 4-1 vote, Supervisor Bronson voted "Nay," to proceed as discussed in Executive Session.

BOARD OF SUPERVISORS

11. The Board of Supervisors on November 7, 2023, continued the following:

Infrastructure Needs in Rural Pima County

Discussion/Direction/Action: Assessment and review of infrastructure needs in rural Pima County to include, but not limited to, Transportation and Flood Control identifying the priority, funding and timeline for the projects with specific emphasis on the re-pavement of Pima Mine Road, Arivaca Road and the reconstruction of Blanco Wash Bridge at Silverbell Road. (District 3)

Supervisor Bronson stated that the rural roads were the only access points for individuals in the event of a disaster and she directed staff to provide a report regarding the cost of the project, how it would be funded and when would it occur.

Supervisor Christy reiterated Supervisor Bronson's concern regarding the state of rural roads in Pima County and indicated that District 4 was mostly rural, and the roads in his district had been overlooked and neglected for decades. He added to that direction and requested that staff investigate the condition and status of rural road repairs in the Southeast region of District 4 and additionally, to identify similar road situations in southeast Pima County within District 4. He indicated that the Tanque Verde Valley, as well as Mt. Lemmon, were located at the northernmost part of his district and there were numerous roads that spanned many miles which needed attention.

Supervisor Scott commented that it had been some time since the Board had received a report about the County's Capital Improvement Projects and it would be beneficial information to have in addition to the specific requests made by his colleagues in Districts 3 and 4.

12. **Education Forward Arizona Presentation**

Presentation from Melinda Gomez with Education Forward Arizona. (District 1)

Supervisor Scott introduced Ms. Gomez and was pleased to meet her at a recent meeting of the Southern Arizona Association for the Education of Young Children. He stated that she provided similar presentations to school boards and other elected bodies around Southern Arizona.

Melinda Gomez, Community Impact Manager, Southern Arizona, Education Forward Arizona, provided a presentation to the Board and explained that they were an education public policy and advocacy group based out of the Helios Education Campus. She stated that she lived in Tucson and in Pima County, so she was fully aware of the educational issues that affected all of Southern Arizona. She stated that their mission was to advocate and act for education improvements that advanced the quality of life for all Arizonans and their organization was a P20

organization starting with preschool through community college, second year of a four-year degree. She stated that in 2015/2016 over 200 community partners created the Achieve60AZ with the goal of 60% of adults in Arizona reaching some type of post-education training or education beyond high school and that currently sat at 48%. She stated that currently, there were three areas of focus; Early Childhood, High School and after High School. She thanked the Board for their support in the Pima Early Education Program Scholarships promise and was aware of some issues with regards to preschool funding that would be significant for the state, county and nation. She explained they had an action plan with seven metrics used as their framework and was gauged to show how they moved towards the Achieve60 goal. She stated that they had room for improvement, but this information was incredible because the metric had not changed since 2015 and they were measured the same way. She added that the statistics were used statewide by civic leaders and was sure the Pima County School Superintendent used the same information including school districts and business leaders. She stated that they used these statistics from their progress meter, the Helios Foundation and their organization came together to create a study to detail the benefits of post-secondary education with regards to economic improvement. She added they looked at three different sectors; individual, fiscal and social perspectives and it was known that post-secondary education or training could affect those three areas of society including fiscal, social and individual. She stated that individual encompassed job security and higher wages; social encompassed reduction of crime and less reliance on public dollars; and fiscal encompassed higher revenues. She stated they could address this by raising enrollment by 20%, which Arizonans could gain \$5 billion to the State economy. She stated that it was known and understood that underserved populations did not have the same access to education as several other populations. She encouraged the Board to review the statistics and data of their Billions to Gain Campaign with regards to education disparity and added that if the playing field was evened there was potential of adding \$8.6 billion to the State economy. She stated they were able to do this through their programs and worked with individuals hand-in-hand to walk them through several of their programs. She indicated that they had an AdviseAZ Program, which was an Americore Program; they had an Ask Benji Program, which was an AI chatbot that focused on the Free Application for Federal Student Aid; a College Knowing and Going Program, which was for ambassadors and peer-to-peer mentors within schools in high schools and colleges; and their Success Services that offered several scholarships. She acknowledged they needed community and state local partnerships, so they shared their message using social media. She added they had an AzCan which was a college access network that worked directly with counselors and school districts to improve college.

Supervisor Scott stated that the Board would be considering one of their programs at the next meeting of policy recommendations under the Prosperity Initiative and one of the recommendations was regarding increasing college attendance, especially with low-income individuals. He stated that it seemed that all of the programs referenced would be aligned with what was noted under that particular policy recommendation. He requested that staff follow-up with Ms. Gomez and her

team about how the County could incorporate these programs into some of the prosperity initiative efforts.

Supervisor Christy questioned if the premise of the whole program went to year 20 in the educational process through university and college.

Ms. Gomez clarified that P20 was from preschool age to the 20th year, which included community college or associate degree, or second year at a four-year college. She further clarified it was post-secondary high school through community college or university. She stated they worked with students that were achieving up to post-graduate, involving anything post-secondary.

Supervisor Christy asked if Education Freedom Account schools and public schools had access and could be included in this program.

Ms. Gomez responded that they worked with public schools, public institutions, charter schools and some private schools and would work with that type of organization.

Supervisor Christy asked if it was not an all-inclusive type of an issue.

Ms. Gomez confirmed that if individuals were in Arizona and were working towards a post-secondary education or training they would love to engage and work with them to share their message.

This item was informational only. No Board action was taken.

13. **Proposal to Amend the Pima County Legislative Agenda**

Discussion/Direction/Action: Proposing that Resolution No. 2023-36, Pima County's Legislative Agenda, be amended to direct all those authorized by Pima County to lobby on its behalf and registered as lobbyists with the Secretary of State, to support an increase in the current appropriation from the Arizona Lottery of \$6 million to \$10 million annually to the Arizona State Parks Heritage Fund. (District 1)

It was moved by Chair Grijalva and seconded by Supervisor Scott to approve the item. No vote was taken at this time.

Supervisor Scott stated that he and the County Administrator met quarterly with the Oro Valley Mayor and their town manager, and he thanked Mayor Winfield who brought this matter to his attention. He stated that since the Heritage Fund was passed by Arizona voters in 1990, it typically had an appropriation of \$10 million, however, its current appropriation was reduced to \$6 million. He indicated that Oro Valley planned to use their Heritage Fund dollars to complete their Trails Master Plan, which assisted with the rehabilitation of Steam Pump Ranch and other priority recreation and historic preservation projects. He stated that the data regarding the Heritage Fund benefits in Pima County over the years was substantial and it was

crucial to ensure the viability of this funding, which greatly contributed to the welfare of the County's residents, as well as those in other jurisdictions within the County. He urged County lobbyists not only to follow-up on the matter as instructed in the item, but to establish communication with the League of Cities and Towns. He indicated that when Mayor Winfield was asked about the League's awareness of this issue, he expressed uncertainty and he believed it was important to exert influence on the Legislature through the County's lobbying team and also through the League of Cities and Towns.

Upon the vote, the motion unanimously carried 5-0.

COUNTY ADMINISTRATOR

14. The Board of Supervisors on November 7, 2023, continued the following:

Release of Attorney-Client Privileged Memorandum Regarding the Authority of the Board of Supervisors to Establish and Enforce a Fee Management Ordinance for the Clerk of the Superior Court

Discussion/Action: Public release of the Attorney-Client Privileged Memorandum dated October 30, 2023, from Chief Civil Deputy County Attorney Sam Brown to County Administrator Jan Leshner regarding the authority of the Board of Supervisors to adopt a Fee Management Ordinance or to establish fees for the Clerk of the Superior Court absent consultation with or approval by the Superior Court or the Administrative Office of the Courts.

It was moved by Chair Grijalva, seconded by Supervisor Scott and unanimously carried by a 5-0 vote, to waive the attorney/client privilege and release the memorandum.

CLERK OF THE BOARD

15. **Petition for Relief of Taxes**

Pursuant to A.R.S. §42-11109(E), Our Saviour's Lutheran Church, has petitioned the Board of Supervisors for relief of taxes and associated interest/penalty for tax year 2022, for Tax Parcel Nos. 123-07-101A and 123-07-104A.

Chair Grijalva asked the Clerk to provide clarification of the item.

Melissa Manriquez, Clerk of the Board, explained that the Assessor's review indicated that the organization filed their affidavit in a timely manner for 2022, but provided incorrect information and were denied the exemption. She stated that the correct information was provided with this petition and if the Assessor would have had the corrected information at that time Parcel No. 123-07-101A would have been granted 100% exemption and Parcel No. 123-07-104A would have been granted

99% exemption due to a portion being rented, which was acknowledged by the organization.

It was moved by Chair Grijalva and seconded by Supervisor Scott to approve the item. No vote was taken at this time.

Supervisor Scott asked who provided clarity to applicants on the information that was needed in order to prevent the submission of incorrect information.

Jan Leshner, County Administrator, responded that the information would be provided to the Board.

Upon the vote, the motion unanimously carried 5-0.

ELECTIONS

16. Canvass

Pursuant to A.R.S. §16-642(A), canvass of the election results for the November 7, 2023, Consolidated Election.

It was moved by Chair Grijalva and seconded by Supervisor Scott to approve the item. No vote was taken at this time.

Supervisor Christy commented that this was a bad day for transparency when it came to some kind of situation where the City of Tucson (COT) Mayor and Council decided to ignore the rules that had been laid out for triggering a recount. He stated that their salaries were a huge jump in pay and did not think it had been successful by the populace as far as voting for decades and consequently, when there was something of this nature of a pay raise of any amount, it was always controversial, but the amount requested was extraordinarily huge. He stated that it was hypocritical that there were so many people calling for the COT Mayor and Council to run a recount because they felt there was a possibility that the tabulation was incorrect. He stated it was a very short time ago with a couple of other election cycles that if anything was questioned about elections, the individual who questioned it was automatically labeled as an election denier. He stated that those same folks were now calling for a recount. He stated that the COT Mayor and Council should be ashamed of themselves because they could take the high road and say to the community that they felt that this was an important issue, this was a lot of money at stake as far as pay for the elected officials, it was unprecedented not only in the amounts, but how it was being formulated, they should want to take every action and effort to ensure that the tabulation was accurate and that it had the confidence of the community that it was done accurately. He stated it would leave a large dark cloud over the community and over the COT Mayor and Council if the recount did not take place. He stated that he would vote against the canvass because he felt the whole process was wrong and it should be recounted since there were statutes that triggered a recount and the COT Mayor and Council chose

to ignore that precedent and those triggers. He stated that they owed it to their voters and the community to call for a recount and ensure every effort was made to convey that the vote was done accurately and in totality.

Supervisor Scott commented that he has read with interest the media coverage about this matter, and saw at least one member of the COT Council advocate for a recount. He stated his thought on what they were grappling with was the advice that they received from the City Attorney, and he was interested in the outcome of how that vote progressed when the COT Council gathered at their next meeting. He stated he did not see how it would impact the Board's duty to approve the canvass of the election results and although he shared some of Supervisor Christy's concerns, he would vote for approval of the canvass.

Chair Grijalva commented that the Superintendent of Schools was in attendance and that it was a really big night for public schools.

Dustin Williams, Pima County School Superintendent, stated that he was grateful for the support of the schools and acknowledged their election team and Matthew Stamp, Election Director, and the schools that worked collaboratively in a positive way and spot on with their dates. He stated this was a testament of excellence when it came to policies and procedures within their offices working together in partnership with schools and the community, and thanked everyone for their efforts.

Constance Hargrove, Director, Elections Department, explained that the Board needed to approve the canvass in order for a recount to take place and the COT could not go to court to request a recount until the canvass was approved.

Chair Grijalva thanked Ms. Hargrove, her team and the Recorder's Office for their hard work. She stated that the results came in quickly and many hours were put into that work.

Supervisor Christy thanked Ms. Hargrove for that information and did not realize that a recount could not be triggered unless the canvass was approved by the Board of Supervisors. He questioned if an explanation or determination could be provided by the Board's counsel on whether the Board needed to approve the canvass prior to the City Council being able to trigger a recount.

Sam Brown, Chief Civil Deputy County Attorney, replied in the affirmative.

Supervisor Christy questioned what assurances the County would receive from the COT Mayor and Council if the Board approved the canvass, that they would proceed with a recount.

Chair Grijalva stated that either the Board would vote to move it forward and they had the option of a recount and whether they had a recount or not, was clearly in the purview of the COT Mayor and Council.

Supervisor Christy commented that his point was the trepidation he felt of voting for it and not having the assurance that a recount would take place, but was appreciative of the information provided regarding the process.

Upon the vote, the motion carried 4-1, Supervisor Bronson voted “Nay.”

FINANCE AND RISK MANAGEMENT

17. Monthly Financial Update

Discussion/Direction/Action regarding a monthly financial update on the County's financial performance.

Jan Leshner, County Administrator, stated that she provided the Period 3 financial forecast memorandum on November 16, 2024, and an additional memorandum was provided on November 20, 2024, which provided extra granularity regarding property tax revenues and the other revenue funds. She stated that progress had been made with a few departments that had been over budget from the last report and that Facilities Management's overage was decreased by about half a million dollars and decreased the Sheriff's Department overage by about \$1.7 million.

Ellen Moulton, Director, Finance and Risk Management, stated that the revenue forecast for the General Fund was stable and that there were three revenue streams for the General Fund which consisted of property tax revenues levied by the Board, State and Federal revenues, and departmental revenues generated through departmental activities. She stated that property tax revenues were forecasted to be on budget which garnered \$430 million in tax revenues for the General Fund, and State and Federal revenues were forecasted to be on budget which totaled \$248 million. She added that revenues came from a mix of sources including state shared sales taxes, vehicle license tax, hotel/motel tax, interest income on pulled Investments, overhead paid by other departments to the General Fund and other sources. She stated that the General Fund departmental revenues were also forecasted to be on target at \$38 million. She explained that General Fund departmental revenues were generated through departmental activities carried across departments which included things such as licenses and permits, charges for services, rental property income, etcetera. She stated that this level of detail would be included in all future reports so the Board could review it. She stated there was a significant swing in the General Fund expenditure projections from August to September and the September General Fund departments' forecast with the exception of two departments, were more in line with the budget. She explained that during the forecasting of Period 2, information regarding the Classification and Compensation salary data had been provided and as a result, the Period 3 forecasts were much more accurate. She stated that staff worked with individual departments to provide departmental staffing projection worksheets which detailed all positions filled or vacant, budgeted or not budgeted and contained the actual costs of all previous pay periods, as well as a projection into the future through the end of the fiscal year. She added that the worksheet was updated by information

provided by the departments on a position-by-position basis such as when they expected to fill a vacant position that had already been posted or when a vacant position was expected to be posted. She stated that based on these discussions, Finance calculated the cost of these positions through the end of the year, which was where the County received a portion of vacancy savings. She stated that Facilities Management and the Sheriff's Department had indicated they would be significantly over budget on June 30, 2024, if nothing changed and as of the Period 3 forecast, Facilities Management projected to be \$365,000.00 over budget which was about a half a million dollar decrease from the previous months. She stated that the majority of the overage was due to the increased Tucson Electric Power (TEP) electricity charges. She added that the Board had set aside \$5 million in the '24 adopted budget for inflationary contingency fund and a countywide analysis of electricity costs was underway. She stated that the Period 5 forecast in November would include a recommendation on how to distribute the contingency funds to the affected departments. She further explained that as of Period 3, the Sheriff's Department was projected to be over budget by \$6.1 million which was a decrease of \$1.7 million from the prior month and that was attributed to personnel services including \$3.9 million in overtime. She added that Supplies were also projected to be over budget by roughly \$1.5 million and that the Sheriff's Finance staff and the Finance and Risk Management team worked closely together to monitor all expenditures within the Sheriff's Department. She stated that Sheriff Nanos had also taken the additional step of instructing his management staff to monitor all of their expenditures. She added that both teams met regularly and were monitoring overtime through several reporting mechanisms. She stated that the Sheriff had recently completed one academy, one was ongoing and an additional one would be scheduled in the near future. She stated that these efforts were designed to increase the number of Corrections Officers on staff thereby reducing the overtime. In July, the Sheriff's Department paid for approximately 34,000 hours of overtime and had dropped to approximately 25,000 hours for the month of September and would continue to be monitored. She added that the State has provided stipends to specific Sheriff's Department staff for recruitment and retention and the County paid the taxes and the benefits associated with those payments. She stated that as of October, the final stipend payments for the retention stipend were made and as a result, a budget adjustment was made to the Sheriff's budget for these benefit costs increasing the Sheriff's revised budget by \$289,000.00 and was a line item budgeted in contingency because the actual costs were not known at that time. She stated the recruitment stipends would continue for several more quarters and as they were paid adjustments the Sheriff's revised budget would be adjusted to reflect the actual payment of benefits related to those stipends. She stated that as previously discussed with the Board, the Classification and Compensation Study had an enormous impact on all departments and the Sheriff was no exception. She explained that for the '24 budget, all General Fund departments were required to provide a two-month vacancy savings to fund a portion of the Classification and Compensation Study with the Sheriff's vacancy savings being \$2.1 million and an annual salary adjustment at \$8.2 million. She stated that in September, the Sheriff's budget was revised to accommodate these salary adjustments by increasing their revised budget by \$6.2 million and stated that the Sheriff's base budget for FY24-25

would be increased by \$8.2 million for the salary adjustments. She stated that the Sheriff's Department was also affected by inflation and was included in the countywide analysis on electricity, and they would review other areas identified by the Sheriff, which included food, janitorial supplies, and maintenance and a recommendation on these inflationary issues would be provided with the Period 5 forecast. She stated that staff would continue to research with the Sheriff's department other options for increasing revenue like the use of grants and existing special revenue funds. She stated that in total, the Period 3 forecast for the General Fund would end the year in a positive position and FY22-23 would end the year with an \$8.6 million more in fund balance than anticipated which was a preliminary number until the audit was complete. She stated they would have audited financial information, the annual comprehensive financial report in mid-January, at which time the fund balance would be updated with the audited numbers. She added that because the overall expenditures in FY23 increased, the General Fund balance reserve would also increase and based on the unaudited numbers, the reserve was calculated to increase about \$10 million moving from \$93 million to \$103 million reflected in the forecast which left approximately \$1.7 million in available unrestricted fund balance for Period 3. She stated that the non-General Fund departments, two departments were forecasted to be over budget at the end of this fiscal year. She stated that the Human Resources Health Benefits Trust remained at \$2.8 million over budget due to the persistent increase in high-cost claimants and an increased cost in medical claims. She added that the Information Technology Department Enterprise Software Fund was also projected to be over budget by approximately \$2 million and stated that the Microsoft Enterprise Licensing Agreement costs had increased substantially and subscriptions costs for all of the modules for the new Enterprise Resource Planning System were not included in the department's '24 budget as they were not available when the budget was being created. She stated that the projections were estimates and were being reviewed and analyzed to ensure that the number was accurate. She added that overall, Period 3 was an early snapshot of where the County expected to end the fiscal year and the complexities associated with the Classification and Compensation Study were currently reflected in the September forecast. She stated that as the appeals process was completed, additional changes would be reflected in the October and November forecasts.

Supervisor Heinz questioned if the County had photovoltaics or solar energy generating capacity on the roofs of every County building, and if not, why.

Ms. Leshar replied that not every County building had photovoltaics, but were included within the Capital Improvement Plan as projects that would be built out over multiple years.

Carmine DeBonis, Jr., Deputy County Administrator, confirmed that photovoltaics were not on every County building. He stated that Ms. Leshar recently formed a Climate Action Executive Team comprised of directors across the County, which worked as part of the previous direction by the Board under the Sustainable Action Plan for County operations to forge a new set of strategies across the variety of

departments. He stated that included the upgrading of HVAC systems with the most energy efficient units, installation of additional solar and a number of other approaches. He added that the Board would receive an update prior to the end of the calendar year on the efforts of the Climate Action Executive Team.

Supervisor Heinz indicated that he has heard that TEP and energy costs were a significant factor in these budgetary situations, and it seemed like photovoltaics should be on every rooftop wherever possible.

Supervisor Scott commented that he emailed questions to Ms. Moulton the prior day and was informed that a written response would be provided and requested that the response be shared with the other Board members. He stated that the additional information received was in regards to the work being done together with the Sheriff and his financial team. He stated his request was for a detailed report on the extent of the work being done to address the overall budgetary concerns associated with that department. He expressed his appreciation for the additional details, but wanted more information in writing to the Board. He then requested a more detailed explanation on how Finance had worked with departments that forecasted full employment for the remainder of the year, which would provide a more realistic labor forecast for Period 3. He asked that it show department by department, how they came up with a more realistic labor forecast. He added the information was not followed up on and he felt that if a department forecasted full employment and a memorandum described it as optimistic, but not realistic, he needed additional details on how to get back to reality.

Ms. Moulton responded that the information would be provided to the Board.

This item was for discussion only. No Board action was taken.

CONTRACT AND AWARD

County Attorney

18. Squire Patton Boggs, L.L.P., Amendment No. 7, to provide for bond counsel services, extend contract term to 1/1/25 and amend contractual language, GO, HURF or COPS Funds, contract amount \$250,000.00 (CT-FN-18-187)

It was moved by Chair Grijalva, seconded by Supervisor Scott and unanimously carried by a 5-0 vote, to approve the item.

Facilities Management

19. Five-To-Oh Coffee, L.L.C., Amendment No. 2, to provide a lease agreement for the operation of a coffee and snack shop in the Pima County Historic Courthouse located at 115 N. Church Avenue, extend contract term to 11/30/24 and amend contractual language, contract amount \$3,900.00 revenue (CTN-FM-21-27)

Chair Grijalva requested information regarding whether this was for a non-profit organization since it was a generous lease.

It was moved by Chair Grijalva, seconded by Supervisor Scott and unanimously carried by a 5-0 vote, to approve the item.

Procurement

20. Award

Award: Purchase Order No. PO-PO-24-11, Utility Equipment & Supply, Inc., d.b.a. Utility Crane & Equipment, Inc. (Headquarters: Tolleson, AZ), to provide for a 2023 Super Camel 1200EJ. This contract is for a one-time award in the discrete amount of \$680,970.87 (including sales tax). Funding Source: Wastewater Operations Enterprise Fund. Administering Department: Regional Wastewater Reclamation.

It was moved by Chair Grijalva, seconded by Supervisor Scott and unanimously carried by a 5-0 vote, to approve the item.

21. Award

Amendment of Award: Master Agreement No. MA-PO-18-201, Amendment No. 9, Transource Service Corp., d.b.a. Transource Computers, to provide for hardware including peripherals and associated services. This amendment extends the termination date to 1/31/24 and increases the contract amount by \$50,000.00 for a cumulative not-to-exceed contract amount of \$600,000.00. Funding Source: General Fund. Administering Department: Information Technology.

It was moved by Chair Grijalva, seconded by Supervisor Scott and unanimously carried by a 5-0 vote, to approve the item.

22. Award

Award: Master Agreement No. MA-PO-24-66, HAWK Contracting, L.L.C. (Headquarters: Tempe, AZ), to provide for Pima County Sign and Panel Replacement, Phase 2. This master agreement is for an initial one (1) year term in the annual award amount of \$340,412.00, including sales tax. Funding Source: Federal Highway Administration Highway Safety Improvement Program Fund. Administering Department: Project Design and Construction.

It was moved by Chair Grijalva, seconded by Supervisor Scott and unanimously carried by a 5-0 vote, to approve the item.

23. Contract

ADP, Inc. (formerly ADP, L.L.C.), Amendment No. 11, to provide for HR/Payroll, benefits and eTime management, amend contractual language and scope of services, no cost (MA-PO-13-202) Administering Department: Human Resources

At the request of Supervisor Christy and without objection, this item was continued to the Board of Supervisors' Meeting of December 5, 2023.

24. Kimley-Horn and Associates, Inc., Amendment No. 1, to provide for Canoa Ranch sewer extension segment 2 design (3CRAEX), amend contractual language and scope of services, RWRD Obligations Fund, contract amount \$168,911.00 (CT-CPO-23-225) Administering Department: Capital Program Office

It was moved by Chair Grijalva, seconded by Supervisor Scott and unanimously carried by a 5-0 vote, to approve the item.

25. iSX Construction, L.L.C., d.b.a. Infrastructure Industries, Inc., to provide for Sierrita Mountain Road two-way left turn lane: Hilltop Road to Viking Street, Transportation CIP Projects (16%) and Transportation Operations (84%) Funds, contract amount \$2,880,438.00 (CT-CPO-24-209) Administering Department: Project Design and Construction

It was moved by Chair Grijalva, seconded by Supervisor Scott and unanimously carried by a 5-0 vote, to approve the item.

Regional Wastewater Reclamation

26. Town of Marana, Amendment No. 2, to provide for sewer billing and collection services, extend contract term to 11/30/24, amend contractual language and scope of services, RWRD Enterprise Fund, contract amount \$100,000.00 (CT-WW-21-224)

It was moved by Chair Grijalva, seconded by Supervisor Scott and unanimously carried by a 5-0 vote, to approve the item.

GRANT APPLICATION/ACCEPTANCE

27. Acceptance - Communications

Friends of Pima Animal Care Center, to provide for improving the use of PACC services and resources in Spanish language households through targeted marketing and outreach, \$120,000.00 (GTAW 24-72)

It was moved by Supervisor Christy, seconded by Chair Grijalva and unanimously carried by a 5-0 vote, to approve the item.

28. **Acceptance - Community and Workforce Development**

RESOLUTION NO. 2023 - 59, of the Board of Supervisors, authorizing the approval of the Continuum of Care "Scope of Work for Fiscal Year 2023 Renewal Grant Agreement" from the U.S. Department of Housing and Urban Development ("HUD"), for the Coalition Assisting Self-Sufficiency Attainment Program, \$920,846.00/\$230,211.50 General Fund match (GTAW 24-62)

It was moved by Supervisor Christy, seconded by Chair Grijalva and unanimously carried by a 5-0 vote, to adopt the Resolution.

29. **Acceptance - Community and Workforce Development**

RESOLUTION NO. 2023 - 60, of the Board of Supervisors, authorizing the approval of the Continuum of Care "Scope of Work for Fiscal Year 2023 Renewal Grant Agreement" from the U.S. Department of Housing and Urban Development ("HUD"), for La Casita, \$212,295.00/\$53,073.75 General Fund match (GTAW 24-63)

It was moved by Supervisor Christy, seconded by Chair Grijalva and unanimously carried by a 5-0 vote, to adopt the Resolution.

30. **Acceptance - Community and Workforce Development**

RESOLUTION NO. 2023 - 61, of the Board of Supervisors, authorizing the approval of the Continuum of Care "Scope of Work for Fiscal Year 2023 Renewal Grant Agreement" from the U.S. Department of Housing and Urban Development ("HUD"), for the Homeless Management Information System, \$234,078.00/\$58,519.50 General Fund match/3 year term (GTAW 24-64)

It was moved by Chair Grijalva and seconded by Supervisor Scott to adopt the Resolution. No vote was taken at this time.

Supervisor Christy stated the background material indicated that insurance or indemnity clauses were modified, but there was nothing in the packet that explained what was found and what modifications were done to the insurance. He questioned if Risk Management was involved.

Jan Leshner, County Administrator, explained that if an amendment included insurance provisions, Procurement, Risk Management, Finance, the County Attorney's Office and the department reviewed the documents.

Supervisor Christy inquired about the modifications.

Ms. Leshner responded that there had been many insurance clauses that dealt with State requirements regarding Israel and Uyghurs, but was unsure of what the specifics on the insurance and would provide the information to the Board.

Supervisor Christy requested the highlights of the situation. He stated that the funding source was Community and Workforce Development (CWD) General Funds and asked if CWD had their own General Fund.

Ms. Leshar responded that these were funds that were already budgeted to the department as part of the Board's annual budget process. She stated that general fund dollars were allocated to CWD and the match funding would be provided out of the general funds that were previously allocated by the Board to the department.

Chair Grijalva asked if it was a requirement because a match could not come from a grant or other funding source and the match had to come from the General Fund.

Ms. Leshar concurred and added the reason they included the department was so that the Board would understand that it was previously budgeted dollars.

Supervisor Christy questioned if it would be more accurate to indicate it as CWD/General Fund.

Ms. Leshar explained that CWD had a variety of funds for the benefit of the department including general funds, but was unaware of the distinction between a slash, but could provide further information to the Board.

Chair Grijalva referred to the background material regarding match funding from general fund that included an amount and the funding source. She stated that she did not know what other information Supervisor Christy needed.

Supervisor Christy stated that he would not belabor the point, but requested a highlight of the insurance issue modifications. He asked if the original motion could be amended to include Minute Item No. 31 so both items could be addressed at the same time and would be voting in support of both items.

Chair Grijalva and Supervisor Scott, as the maker and seconder of the original motion, accepted the amendment.

Upon the vote, the amended motion unanimously carried 5-0.

31. Acceptance - Community and Workforce Development

RESOLUTION NO. 2023 - 62, of the Board of Supervisors, authorizing the approval of the Continuum of Care "Scope of Work for Fiscal Year 2023 Renewal Grant Agreement" from the U.S. Department of Housing and Urban Development ("HUD"), for One Stop Rapid Rehousing, \$224,069.00/\$56,017.25 General Fund match (GTAW 24-70)

(Clerk's Note: See Minute Item No. 30, for discussion and action on this item.)

32. **Acceptance - County Attorney**

Arizona Department of Public Safety, to provide for the Victims of Crime Act Victims Assistance Grant Program, \$848,030.00/\$212,008.00 General Fund match (GTAW 24-66)

It was moved by Supervisor Christy, seconded by Chair Grijalva and unanimously carried by a 5-0 vote, to approve the item.

33. **Acceptance - County Attorney**

City of Tucson, Amendment No. 1, to provide for the Edward Byrne Justice Assistance Grant, extend grant term to 9/30/24 and amend grant language, no cost (GTAM 24-35)

It was moved by Chair Grijalva, seconded by Supervisor Scott and carried by 4-1 vote, Supervisor Christy voted "Nay," to approve the item.

34. **Acceptance - Health**

Centers for Disease Control and Prevention, Amendment No. 8, to provide for Racial and Ethnic approaches to Community Health Pima Partnership and extend grant term to 12/29/23, no cost (GTAM 24-33)

It was moved by Chair Grijalva, seconded by Supervisor Scott and carried by 4-1 vote, Supervisor Christy voted "Nay," to approve the item.

35. **Acceptance - Office of Emergency Management**

Arizona Department of Emergency and Military Affairs, to provide for the FY 2023 Emergency Management Performance Grant, \$1,041,357.82/\$520,678.91 Office of Emergency Management General Fund match (GTAW 24-51)

It was moved by Supervisor Christy, seconded by Chair Grijalva and unanimously carried by a 5-0 vote, to approve the item.

36. **Acceptance - Sheriff**

Governor's Office of Highway Safety, to provide for STEP enforcement and training related professional and outside services and related materials and supplies, \$29,226.00 (GTAW 24-59)

It was moved by Supervisor Christy, seconded by Chair Grijalva and unanimously carried by a 5-0 vote, to approve the item.

37. **Acceptance - Transportation**

Federal Highway Administration through Arizona Department of Transportation, to provide for the Off-System Bridge Program Grant - Ajo Wash Bridge Replacement, \$982,403.00/\$59,381.00 HURF Fund match/2 year term (GTAW 24-68)

It was moved by Supervisor Christy, seconded by Chair Grijalva and unanimously carried by a 5-0 vote, to approve the item.

38. **Acceptance - Transportation**

Federal Highway Administration through Arizona Department of Transportation, to provide for the Highway Improvement Program - Pima County - Romero and Ruthrauff Road, Flashing Yellow Arrow, \$706,880.00/4 year term (GTAW 24-69)

It was moved by Supervisor Christy, seconded by Chair Grijalva and unanimously carried by a 5-0 vote, to approve the item.

39. **Acceptance - Transportation**

U.S. Department of Transportation, to provide for the Rebuilding American Infrastructure with Sustainability and Equity Grant; West Valencia Road: Creating Safe and Equitable Community Connections, \$20,000,000.00/\$10,000,000.00 Impact Fees Fund match/6 year term (GTAW 24-29)

It was moved by Supervisor Christy, seconded by Chair Grijalva and unanimously carried by a 5-0 vote, to approve the item.

FRANCHISE/LICENSE/PERMIT

40. **Hearing - Permanent Extension of Premises/Patio Permit**

12103552, Nathan Keane, RA Sushi, 2905 E. Skyline Drive, No. 289, Tucson.

The Chair inquired whether anyone wished to address the Board. No one appeared. It was moved by Chair Grijalva, seconded by Supervisor Heinz and unanimously carried by a 5-0 vote, to close the public hearing, approve the permit and forward the recommendation to the Arizona Department of Liquor Licenses and Control.

DEVELOPMENT SERVICES

41. **Hearing - Landscape Design Manual Amendment**

P23TA00001, LANDSCAPE DESIGN MANUAL

A proposal to amend by Resolution the Pima County Landscape Design Manual, pursuant to Zoning Code Section 18.73, by updating Bufferyard and Screening Standards and Permitted and Prohibited Plant Lists, and by adding Stormwater

Harvesting Requirements. On motion, the Planning and Zoning Commission voted 8-0 (Commissioners Hook and Truitt were absent) to recommend APPROVAL. Staff recommends APPROVAL. (All Districts)

If approved, pass and adopt: RESOLUTION NO. 2023 - 63

The Chair inquired whether anyone wished to address the Board. No one appeared. It was moved by Chair Grijalva and seconded by Supervisor Scott to close the public hearing and adopt the Resolution. No vote was taken at this time.

Chair Grijalva noted that this item was unanimously passed by the Planning and Zoning Commission.

Chris Poirier, Deputy Director, Development Services Department, provided the Board with a brief description of the changes and stated that the changes were primarily inspired for two reasons. He stated that the current manual had been in use for over 40 years, needed some updating and indicated ways of improving water conservation in a smarter way were sought during its review. He stated this was essentially a product of reassessing the current manual and aiming to save water in a visible and valuable way and as a result three significant changes were made with the emphasis on encouraging the use of native plants and indicated native plants were the most climate adaptable to our region. He stated that the second aspect was with the quantity of trees recommended in the current manual and indicated that the most common bufferyard, 10 ft. bufferyard D, previously required 10 canopy trees for every linear foot. He explained that it became evident that these trees were overcrowding, overlapping and resulted in inefficiency and added that this was a waste of water and money for the development community and did not serve its purpose. He stated that the tree quantity was reduced to a more meaningful ratio of 4 per 100. He explained that with the three changes of a smarter number of trees, a more native pallet and the promotion of much more water harvesting in the design, it would eliminate the required level of a complex irrigation system and would result in a savings due to its associated maintenance costs. He stated that those were the significant changes towards water conservation staff had made to the overall document and indicated they had worked with a consulting firm to create a clearer to read and easier to enforce manual. He added that staff had also worked closely with core stakeholders on this effort, had received a lot of positive feedback, made a lot of changes, and were pleased to present this new manual to the Board.

Upon the vote, the motion unanimously carried 5-0.

42. **Hearing - Code Text Amendment**

P23TA00003, GUEST HOUSE

An Ordinance of the Board of Supervisors of Pima County, Arizona, relating to Zoning (Title 18); amending the Pima County Code Chapter 18.09 (General Residential and Rural Zoning Provisions) by revising development standards for

Guest Houses. On motion, the Planning and Zoning Commission voted 8-0 (Commissioners Hook and Truitt were absent) to recommend APPROVAL. Staff recommends APPROVAL. (All Districts)

If approved, pass and adopt: ORDINANCE NO. 2023 - 19

The Chair inquired whether anyone wished to address the Board. No one appeared. It was moved by Chair Grijalva and seconded by Supervisor Scott to close the public hearing and adopt the Ordinance. No vote was taken at this time.

Chair Grijalva requested a review of the highlights and changes and noted that the item was approved by the Planning and Zoning Commission.

Chris Poirier, Deputy Director, Development Services Department, explained that during the pandemic there was a significant increase in the amount of people trying to obtain permits for guest houses and many ran into issues regarding the rules that were specific to guest houses, lot coverage, setbacks, etcetera. He stated they were put in a position for requirement to obtain variances, spend money, attend public hearings and overwhelmingly noticed that the Board of Adjustments were approving them. He stated that this was a signal for staff to take a fresh look at the code and make a change and the timing was perfect with the current housing situation because people wanted to build more homes. He stated that even though these guest houses were not a separate unit, they were a home for someone. He added that the core changes proposed were generally to take out specific rules that targeted guest houses, which were almost discriminatory and lumped the guest house zoning rules together with every other detached structure that was currently allowed. He stated that prior to this, it was easier to build a detached garage than it was to have a guest house, so they relaxed the rules specific to a guest house to allow more of them. He added there had been some questions about distinctions between what the County was doing and what was allowed by the City of Tucson (COT). He stated that if this was approved the County would continue to allow for a kitchen to be placed in the detached structure. He explained that per the code, guest houses were for non-paying guests or family members living within the home. He stated that the idea behind guest houses in the County would offer the ability for more multi-generational living like a Mother-in-law moving in, a college kid returning home or for a big family that needed an extra sort of detached structure. He stated that the COT allowed for Accessory Dwelling Units that looked the same, but were rentable units which would be for a second family to occupy one property. He stated the COT also allowed Accessory Sleeping Quarters, which were more akin to the County's guest houses, they were not rentable and were not a second unit, but they could not have a kitchen. He stated that the proposal was for something between the two, not rentable, but would allow a kitchen. He further explained that quite a bit of the unincorporated County was not as urbanized as the COT, for example Catalina Foothills or the Tucson Mountains had terrain issues that could limit overall density, the possibility of not having sewer availability or the road network was not sufficient to support doubling of the units in a property. He stated that staff felt the proposed changes would certainly allow for more homes and would allow more

people to build them across the County, but they could not be rented because the nature of the County was different and did not have the same infrastructure as the COT.

Chair Grijalva commented that parents and college-aged children would never have to leave the home.

Supervisor Christy questioned enforcement and how it would be found out if they were rented out.

Mr. Poirier responded that guest houses had been allowed in the County for over 50 years and had been confronted with that. He stated they had an enforcement program so if a neighbor suspected anything they submitted a complaint and staff investigated the complaint. He stated that staff had tools at their disposal to investigate the complaint and if it was determined that it was being rented illegally, staff would work with the property owner to stop that behavior or offer an alternative zoning path if there was one.

Upon the vote, the motion unanimously carried 5-0.

BOARD OF SUPERVISORS

43. Support of Proposed ATF Rule 2022-R17

RESOLUTION NO. 2023 - 64, of the Board of Supervisors, making a public comment to the Federal Bureau of Alcohol, Tobacco, Firearms and Explosives in support of proposed ATF Rule 2022-R17, which will require background checks for all private firearm sales. (District 1)

It was moved by Supervisor Scott and seconded by Chair Grijalva to adopt the Resolution. No vote was taken at this time.

Supervisor Scott explained that the Resolution merely stated that the Board supported the rule and directed County staff to formally communicate that support prior to the end of the public comment period. He stated this occurred because the Attorney General signed a notice of proposed rulemaking in late August in order to better align the Bureau with the bipartisan Safer Communities Act, which was passed by Congress last year and signed by the President to expand the capacity of background checks. He stated the public's support for background checks and other common sense gun reforms were growing and he believed the Board should advocate for more common sense gun reforms on behalf of County citizens because the Board could have a tremendous amount of public support without violating Second Amendment protections. He stated that often times they were presented with a false choice between respecting the Second Amendment or common sense gun reforms that would hopefully reduce the appalling number of deaths caused by gun violence in the country. He concluded that he was pleased to

present this resolution and hoped that it passed so that County staff could inform federal staff of the support for this sensible change.

Supervisor Heinz stated that he had purchased his first firearm when he was 22-23 years old when he lived in Michigan, and everyone had to license their weapons because it was a rule. He explained that the process included an inspection of the firearm by the police department and attending a gun safety course. He felt the Resolution was reasonable and was glad it was being done because there was something wrong with the number of firearms in the United States and how they were used in fits of emotion when people were not thinking clearly. He stated that mass casualty events occurred frequently in other countries, namely by stabbing and not by guns which told a story and indicated he appreciated the item being placed on the agenda and would be voting in support of it.

Supervisor Christy stated this was another ongoing attempt to control the Second Amendment right and infringe upon it and it was well-known that the ATF was a great organization with highly skilled and dedicated employees, but similar to numerous other departments under the current administration, the ATF had become weaponized, and its initial assault and prolonged effort involved eroding the rights of individuals who desired to possess and utilize firearms. He stated this was another example of unelected bureaucrats that showed evidence of erosion of Second Amendment rights. He continued that it began with something similar to this which was downgraded as if to suggest that it was unrelated to those rights and did not take away the right to own firearms and common-sense policy, but was disguised as something sensible with a truly deceptive tactic to gradually chip away at the public's rights to own and carry firearms. He stated that he would be voting against the item, but hoped the community realized that this resolution was only the beginning of more resolutions that would take away people's rights to own and carry firearms.

Chair Grijalva indicated that the one issue the resolution failed to address was a growing issue with the number of children who had access to firearms and brought them on to campuses, but she was comfortable supporting basic and common sense background checks.

Upon roll call vote, the motion carried 3-2, Supervisors Bronson and Christy voted "Nay."

44. Board of Supervisor, District 3

- A. Acceptance of the resignation of the Honorable Sharon Bronson, effective November 27, 2023.

It was moved by Chair Grijalva and seconded by Supervisor Scott to accept the resignation of the Honorable Sharon Bronson, effective November 27, 2023. No vote was taken at this time.

Supervisor Scott stated that he had the opportunity to address the Board of Directors of the County Supervisors Association to thank Supervisor Bronson for her service to the people of Pima County, but also for her service to the State Association where she served as the President on two separate occasions. He stated he was sad to see a colleague resign, but was glad he had the opportunity to recognize her service to the Board, to the County and to the entire State.

Supervisor Christy expressed his sincere appreciation and a personal sense of loss to Supervisor Bronson's resignation. He stated that over the last several years that he had the opportunity to serve together, they formed a good and solid friendship and a workable alliance on many issues and he appreciated her support. He added that he would miss her wise counsel, deep wisdom and her experience. He stated that she had great humor and grace and acted in that same grace in all of her deliberations, and she had been a true asset to Pima County and the Board of Supervisors and a true asset to him as a friend, a colleague and someone he could count on for help, advice and guidance.

Supervisor Bronson commented that she had worked with all the Board members, she thanked Supervisor Heinz for his friendship and remarked on not always agreeing with Supervisor Scott, but were able to have civil conversations. She stated that she was not leaving on a sad note, did not want to stay too long and that it had been a joy serving with everyone.

Chair Grijalva indicated that she may call Supervisor Bronson regarding historical happenings in the County because she had a long memory and 27 years was a significant amount of time. She added there were many votes made that were critical to how the County currently ran.

Sharon Bronson inquired about the number of Board meetings she had attended.

Chair Grijalva stated that Supervisor Bronson attended 630 meetings and that she appreciated Supervisor Bronson's service and thanked her for being the first woman to serve as Chair of the Board, which broke a glass ceiling that allowed her the opportunity to be able to serve, including the ability for every other woman to serve moving forward.

Upon the vote, the motion unanimously carried 5-0.

- B. Discussion/Direction/Action regarding a selection process to fill the vacancy of Board of Supervisor, District 3.

Chair Grijalva provided an outline of the draft selection process to fill the vacancy of Board of Supervisor, District 3 as follows:

1. Applicants for the position need to meet the following statutory requirements:
 - 18 years of age or older at the time of appointment
 - Resident of the state

- Resident of the district
 - An elector of the county or precinct in which the duties of the office are to be exercised
 - Literate in English
 - Same political party as the person vacating the office (Democrat)
2. Interested parties are required to file the following documents with the Clerk of the Board:
 - Letter of Interest
 - Resume
 - Financial Disclosure Statement
 - Questionnaire
 3. The Clerk of the Board will begin accepting the required documents on November 22, 2023, at 9:00 a.m.
 4. The submission deadline will be on Friday, December 1, 2023, at 5:00 p.m.
 5. The Clerk of the Board will post the selection process information on the Pima County Homepage. Information regarding how to submit public comments will be included.
 6. If requested by the Board of Supervisors, a virtual public forum for the candidates will be scheduled and conducted by the League of Women Voters of Greater Tucson.
 7. An update will be provided at the Board of Supervisors' Meeting on Tuesday, December 5, 2023.
 8. The Board of Supervisors intends to make the appointment of the Pima County Board of Supervisors Member, District 3, at their meeting on Tuesday, December 19, 2023.
 9. The person appointed will fill the remaining term and serve through December 31, 2024. District 3 voters will elect a candidate to serve a new four-year term at the General Election in November 2024.

Chair Grijalva stated that the outline of the selection process was included in the background material and hoped that her colleagues had reviewed the questionnaire, which included 13 questions. She added that background checks would be conducted on all qualified candidates and candidates would also need to submit completed conflict of interest forms. She asked how the Board wished to proceed.

Supervisor Scott stated that he had concerns with some of the questions listed on the questionnaire. He questioned No. 7 of the selection process that indicated an update would be provided on December 5th and asked that since that was after the agenda deadline for submissions if that was when the Board would determine if League of Women Voters would be asked to conduct a virtual public forum.

Chair Grijalva stated that was her assumption and indicated that the questionnaire was added since the Board did not know how many interested individuals would apply and if there was a very robust number, in her opinion, it would not be realistic to have a huge group in order to have a meaningful forum, so the questionnaire could help to narrow down the pool to an appropriate number. She added that there

was also the possibility that not a lot of individuals would apply and the forum may not be needed. She stated that she advocated for the forum, but it was a majority decision. She added that an update would be beneficial because then the Board would have an idea of how many individuals had submitted the required documents.

Supervisor Scott asked if there would be an item on the agenda for December 5th that laid out all of the discussion and decision items for the Board. He stated that he was grateful for the draft questionnaire, but felt that question No. 3 should be deleted because it was too hypothetical.

Chair Grijalva replied in the affirmative and added that question No. 3 stated, "If you were handed a million dollars and told you could spend it on anything in the County, what would you spend it on?"

Supervisor Scott stated that question Nos. 7 and 10 should also be deleted. He stated that applicants should not be asked their stance on specific matters of policy and those were the only two questions that addressed specific matters. He stated that the questions should be general and address qualifications and their overall values and priorities. He stated that the second part of question No. 4 should be deleted because the Board set policies, but implementation was done by Administration. He then suggested a revision to question No. 5 to say, "What would be your priorities if appointed to fill the District 3 seat." He also suggested adding a question because he felt it was important to know the intentions of applicants as appointees and potentially as candidates. He requested adding the following question, "If appointed to fill the District 3 seat, do you intend to run for a term in your own right in 2024, why or why not?"

Supervisor Heinz suggested a revision to question No. 10 as follows, "Do you believe that the County has a role to play in early childhood education?" He stated that his suggestion was more of a philosophical question.

Supervisor Scott stated that question Nos. 7 and 10 would isolate two specific areas of policy that dealt with the Board's approach to asylum seekers and early education funding. He felt that questions related to specific areas of policy should not be asked, and asked why they were focused on these two issues. He reiterated that the questions should be geared towards their qualifications, areas of emphasis, and priorities for candidates.

Chair Grijalva responded each Board member also had the opportunity to meet and ask questions to individual candidates. She stated that both of those questions were very important issues for her and if she decided to proceed with a specific interview process from her district office, she would ask these questions.

Supervisor Christy commented that in prior processes as far back to former Supervisor Raul Grijalva's replacement, there had never been a questionnaire included in the selection process. He stated that the questions were not collaborative and asked who had generated the list.

Chair Grijalva clarified that there was a process when her father resigned from the Board and she remembered very clearly that questions were asked because several individuals had applied for that vacancy.

Supervisor Bronson stated that there had never been any questionnaires.

Chair Grijalva stated that discussions ensued with the County Administrator on what would be done if there were many people that applied, how the group could be narrowed and to provide questions regarding the candidates' priorities. She felt they were important questions for Board members to know since they would be voting on an appointment. She indicated that Administrator Leshar offered a draft and the Board's legal counsel added more specificity on background checks and others.

Supervisor Bronson stated that she understood background checks, but not the questions. She stated that she was disappointed and that Chair Grijalva had a specific individual she wanted to appoint to fill the vacancy.

Supervisor Christy reiterated it was non-collaborative, and it looked like there was an agenda for a specific candidate to fail some sort of elitist test that met certain requirements that were attractive to certain Board members. He stated that the questionnaire should not be included in the selection process. He stated that Board members could attend the League of Women Voters forum to hear what the candidates had to say and ask questions at that time. He stated that Board members could also interview the candidates individually and privately. He added that the questionnaire was not needed and he did not have an issue with the other requirements listed in the selection process. He stated the questionnaire was tainted and drawn in to receive a response to show somebody's stance that might be supportive of another Supervisor's narrative or agenda and that was wrong.

Chair Grijalva stated that if 10 people applied and an hour-long forum was conducted, candidates would not have the opportunity for both introductions and questions.

Supervisor Bronson indicated that she understood Chair Grijalva's concern, but it was disappointing to her as she exited. She felt spoofed and commented that Chair Grijalva knew who she wanted in the position.

Supervisor Christy indicated that there was nothing provided on what the wishes of the residents and voters of District 3 were, it was a countywide issue that could be developed later, but it did not reflect the kind of District 3 representation as it had for the last 27 years. He added that it should reflect how the voters and residents wanted representation to continue and the questions did not address that. He reiterated that the questionnaire should be completely removed.

Chair Grijalva stated that since Supervisor Bronson had the same sentiment, there was no need for a questionnaire.

Supervisor Heinz stated that if the Board decided to continue with a questionnaire, he was okay with question Nos. 3, 7 and 10 and was fine with the proposed revision to question No. 5, which asked about their priorities. He indicated that he did not agree with adding the question about whether or not someone would continue in office because he had not known much about what he was doing when he first started and it was unfair to ask that since it was not known if they would even like the job or were good at the job. He stated that applicants could say they had no intention to run for a full term, but then could change their mind.

Supervisor Christy indicated that there did not seem to be a consensus on the questionnaire and that it was easier to remove the questionnaire rather than pick it apart, question by question. He reiterated that the questionnaire was not necessary and should not be included in the selection process.

Chair Grijalva stated that if there were 10 applicants that all moved on to an hour long forum it would not be very substantive because they would only be able to hear about 5 minutes from every individual.

Supervisor Bronson stated that each individual applicant could meet with each Supervisor separately.

Supervisor Christy added that each Supervisor could have one-on-one interviews with the applicants and asked why the forum could only be for one hour.

Chair Grijalva stated that the League of Women Voters had been contacted and they indicated their forums were usually for an hour.

Supervisor Christy stated the League of Women Voters have provided forums in the past and felt that was the most unbiased and unslanted way to do this without having the questionnaire.

Supervisor Bronson expressed disappointment that Chair Grijalva had put the questionnaire together without the input from the other Board members.

Chair Grijalva stated that a questionnaire was a tool used in any kind of interview and she thought it would be beneficial.

Supervisor Bronson commented that it was a tool for Chair Grijalva.

Chair Grijalva stated that was not accurate and understood Supervisor Bronson's position.

Supervisor Scott stated that it was appropriate for those individuals that applied for the position to be asked questions and their responses be considered because that would help the Board determine if they were the best person for the position. He expressed his agreement that questions directed to address specific areas of policy

needed to be removed, but question Nos. 1, 2, the first part of No. 4, the revised version of Nos. 5 and 6, and Nos. 9, 11, 12 and 13 were all general questions and were appropriate for applicants to respond to. He expressed his disagreement with Supervisor Heinz and felt it was important to know if someone wanted to only fill out the remainder of the unexpired term or if they also intended to run for a full term in the next election cycle.

Chair Grijalva stated that there clearly did not seem to be a consensus on a questionnaire and she did not want to be accused of trying to manipulate the process in any way. She stated that she would utilize the questionnaire for anyone who wanted to apply for the position and wanted to have an individual conversation with her. She added that she did not want that to be something that maligned the process or have Supervisor Bronson feeling that she was trying to manipulate the process and did not appreciate those comments. She stated that she was comfortable moving forward with the letter of interest, the resume and the Financial Disclosure Statement. She stated that unless there was any opposition with the rest of the process, she would move forward with that and eliminate the questionnaire. She then clarified that the process would be to submit the letter of interest, resume and financial disclosure statement form. She asked if anyone had an issue with the rest of the process. She indicated that the Clerk would begin to accept required documents the following day at 9:00 a.m., and after the deadline date, would provide an update based on feedback from the Recorder's Office and Human Resources regarding background checks and that applicants would also need to submit completed conflict of interest forms.

Supervisor Heinz indicated that a majority of members were in agreement on much of the questionnaire and felt they should move forward with it.

Chair Grijalva stated she was not comfortable with the appearance that she wrote a list in the dark and would not want to move forward with it with this kind of opposition that seemed personal in nature and offensive. She stated the questions were solid and she had not come up with them in isolation or ones that she specifically wrote. She stated the ones she suggested specifically were, "What makes District 3 unique in Pima County?" and "What are some specific areas of concern in District 3, and how would you work to address those concerns," which she felt were beneficial questions.

Supervisor Bronson indicated that Chair Grijalva had not personally talked to her about the questions and that she should have.

Chair Grijalva commented that it was a moot point since the questionnaire would not be utilized, but Supervisor Bronson had seen the attachments and knew what the process would look like. She apologized to Supervisor Bronson for the oversight.

Melissa Manriquez, Clerk of the Board, asked Chair Grijalva if that was in the form of a motion.

Chair Grijalva responded in the affirmative and stated she wanted to make sure that as she went through the process, everyone was comfortable with it and that the conflict of interest documents were included in the process for applicants.

Supervisor Bronson expressed her disagreement.

Chair Grijalva asked Supervisor Bronson if she thought they should not include the conflict of interest forms.

Supervisor Bronson clarified she was okay with the conflict of interest forms and the Financial Disclosure Statement, but not the questionnaire.

Chair Grijalva confirmed that the questionnaire was removed and would not be included as part of the required documents.

Supervisor Bronson thanked Chair Grijalva.

Chair Grijalva stated that she wanted to ensure that applicants understood that there would be a background check, they had to submit a Financial Disclosure Statement and conflict of interest forms.

Supervisor Scott requested clarification if the motion was to request a letter of interest, resume, financial disclosure statement and applicants would be informed that a background check would be conducted and if individual supervisors wanted to meet with any of the applicants after the deadline date of December 1, 2023, that could be done and then the Board would determine on December 5th if a forum would be conducted by the League of Women Voters.

Chair Grijalva responded in the affirmative and added that applicants would also need to submit completed conflict of interest forms.

Ms. Manriquez inquired about the seconder to the motion.

Supervisor Scott stated that he seconded the motion.

Upon the vote, the motion unanimously carried 5-0.

CONTRACT AND AWARD

COUNTY ADMINISTRATOR

45. Sahuarita Food Bank, d.b.a. Marana Food Bank & Community Resource Center, to provide for the collection, storage and distribution of food in rural Pima County, General Fund, contract amount \$100,000.00 (CT-CA-24-245)

It was moved by Supervisor Bronson and seconded by Supervisor Heinz to approve the item. No vote was taken at this time.

Supervisor Bronson indicated that she thought Supervisor Heinz wanted to discuss this item and asked if he wanted to weigh in at this time.

Chair Grijalva commented that she thought Supervisor Bronson was referring to an item coming for the December 5, 2023 agenda and asked if she was referring to the additional outside agency funding.

Supervisor Bronson stated that she thought it was being discussed on this day and asked what Supervisor Heinz's preference was on this item. She stated she wanted to move forward with the \$100,000.00 until the end of the year and that she was being judicious.

Chair Grijalva cautioned Supervisor Bronson because the item was not on the agenda, but stated she could discuss for the long-term.

Supervisor Bronson indicated that she thought the item was on the addendum.

Chair Grijalva clarified that the contract amount being discussed was for \$100,000.00 for 6 months.

Supervisor Christy stated if his memory served him correctly, the Marana Food Bank had contracted with the City of Tucson Community Food Bank at one point and Marana requested severing ties with the Community Food Bank, for various reasons. He questioned if the \$100,000.00 would be generated from the General Fund for the Marana Food Bank, if the amount would be reduced in contributions to the Community Food Bank of Tucson or if \$100,000.00 would be allocated to Marana, as well as support to the Community Food Bank even though Marana requested that the relationship be severed.

Jan Leshner, County Administrator, explained that at this point it was for a six-month allocation of \$100,000.00 from the General Fund contingency and no indication of a reduction in any other amount of funds approved by the Board to any other nonprofit at this time.

Penny Pestle, President, Sahuarita Food Bank Board of Directors, clarified that in September of this year the Community Food Bank made the determination that they would no longer work with and support the Marana Resource Center, which had been one of their branches so it was not initiated by Marana and in fact, there was considerable disappointment and clarified that it was initiated by the Community Food Bank.

Chair Grijalva asked if the Marana Food Bank would be under the umbrella of the Sahuarita Food Bank.

Ms. Pestle concurred and stated that the Sahuarita Food Bank would help operate the Marana Food Bank in a collegial and collaborative way by bringing some of the expertise they had and learning from them.

Supervisor Christy questioned if the County had supported the Community Food Bank of Tucson to supplement the Marana Food Bank at one time and asked about the status of the County's commitment to the Community Food Bank of Tucson.

Ms. Leshner responded that the Food Bank was one of many agencies that the Board funded through Outside Agency funding and was unsure of the specifics of that contract that had been approved by the Board, but would provide the information to the Board.

Supervisor Christy stated that his concern was that the support should be adjusted and the County should continue to support one formally and then add a new one. He stated there was a situation where the Marana Food Bank requested that it no longer do business with the Community Food Bank of Tucson, and it did not seem to duplicate support in this situation when it was not duplicated in the past. He requested information about what the County did in supporting the Community Food Bank of Tucson and currently supporting an additional \$100,000.00 to Sahuarita d.b.a. Marana Food Bank.

Ms. Leshner stated that she would provide the information to the Board. She clarified hearing that it was not a decision made by Marana, but that the Community Food Bank of Southern Arizona made the determination to close the community resource facility in Marana, which led to Marana reaching out to Sahuarita for collaboration.

Chair Grijalva commented that the demand for services continued to increase and the Community Food Bank in Tucson started to look at what zip codes were going to their facilities and focused energy on those because the demand was greater than the resources they had and the transition lasted several months. She stated that she met with the Community Food Bank and felt an update from the Community Food Bank was necessary to explain to the Board why they needed to focus their energies this way and that Sahuarita Food Bank indicated that they would be able to take Marana Food Bank under their umbrella. She added the negotiation happened and her understanding was that the \$100,000.00 was to help them through the end of the fiscal year and then perhaps reassess and allow the Marana Food Bank under the Sahuarita Food Bank, the ability to participate in the competitive grant process from outside agency. She stated that she thought this was the item that Supervisor Bronson brought up, but the item would be brought back on December 5, 2023.

Supervisor Heinz stated that he visited the Sahuarita Food Bank and it was a very impressive operation. He stated that the need for food and food insecurity among the community members increased. He stated that in many ways things were getting better, but for some people they were not. He stated they continued to see demand outstrip the supplies and what they could provide so the food bank in

Marana could not go away and that was not acceptable. He stated that it was appropriate for the County to step in and address this. He added that in this country, no one should be starving. He stated that he had seen people come into the Emergency Room because they were cold and hungry with little medical issues. He stated that it was a big deal in the community and it was something that needed to be worked on. He suggested that if necessary to help going forward, the County should continue the same level of funding until other sources could support it.

Supervisor Bronson agreed with Supervisor Heinz and expressed her disappointment with the Community Food Bank of Southern Arizona because they were only serving the City of Tucson in town and not the rural areas.

Upon the vote, the motion unanimously carried 5-0.

PROCUREMENT

46. Carahsoft Technology Corp., to provide for computer software and related items, General (50%) and Enterprise Funds, contract amount \$2,000,000.00 (MA-PO-24-78) Administering Department: Information Technology

It was moved by Chair Grijalva and seconded by Supervisor Scott to approve the item. No vote was taken at this time.

Supervisor Christy commented that the background material indicated the public benefits for this would permit the Information Technology Department (ITD) to source software needs from multiple resellers, which would allow ITD to obtain the multiple price quotes and ensured third-party software terms complied with Arizona statutory requirements. He further stated that the master agreement was for an initial term that was for a month's worth of work for \$2 million, with a subsequent annual award that amounted to another \$2 million effective January 1, 2025. He stated that the taxpayers would be out \$4 million between this point to January 1, 2025. He questioned if the firm replaced other vendors or was the firm in addition to others, how many software resellers were contracted with the County and if this was redundant.

Jan Leshner, County Administrator, stated that the timing was odd with the contract because \$2 million was for a month and another \$2 million for a year.

Steve Holmes, Deputy County Administrator, explained this was a new reseller because of concerns with the prior reseller in terms of pricing and agreement with new terms. He stated that there had been negotiations with this new reseller for about 6 months and in the meantime, there were four contracts that were up for renewal that were for over \$900,000.00 including taxes. He added this initial purchase was to renew software that was essential to run operations, specifically for DocuSign, Snowflake, MuleSoft and Tableau, all of which were the backbone for a lot of the data software agreements and how it ran in the County. He added there was a delay due to trying to get a reseller that would work within the contract terms

and was the reason why a compilation of purchases were made within the last month and then it would go back to a normal reseller agreement over the course of the following year.

Ms. Leshar clarified that while this was an additional vendor it was not for additional software, but was for programs and a collection of software and related items that had been previously budgeted.

Supervisor Christy inquired about the number of software resellers that were contracted with the County.

Ms. Leshar stated that she would provide that information to the Board.

Mr. Holmes responded that the County used State resellers and there was a number of resellers that were previously used, but could not recall the number at this time. He stated that the information would be provided to the Board.

Supervisor Christy stated that it would be redundant to contract with this reseller on top of the other resellers. He requested the item be continued until the next meeting to allow staff to provide a list off the resellers the County contracted with and to determine if this firm was replacing other vendors or if this contract was in addition to the other vendors.

Ms. Leshar stated this reseller continued to provide some of the basic software that was needed and had been in negotiations for some period of time, hence the need for just a month. She questioned if any licenses would be lost or expired if the item was continued.

Mr. Holmes clarified that that there was no redundancy with this reseller for those particular four items that were needed and renegotiated with this reseller only and were not available through another reseller. He stated that the previous reseller would not agree to the terms of the contract, which was why they decided to go with the new reseller. He added it took six months to contract with a new reseller for these items and there was no redundancies with these products.

Melissa Manriquez, Clerk of the Board, stated for the record that Supervisor Bronson had left the meeting at 1:29 p.m.

Upon the vote, the motion carried 3-1, Supervisor Christy voted "Nay," and Supervisor Bronson was not present for the vote.

47. Atmosphere Commercial Interiors, Corporate Interior Systems, Goodmans, Inc., d.b.a. Goodmans Interior Structures and National Design & Trade Network, d.b.a. Interior Solutions, to provide for furniture products and services, General Fund, contract amount \$5,000,000.00 (MA-PO-24-83) Administering Department: Project Design and Construction

It was moved by Chair Grijalva and seconded by Supervisor Scott to approve the item. No vote was taken at this time.

Supervisor Heinz requested more information regarding this contract because he felt that spending \$5 million on furniture did not seem right when it could be used on affordable housing projects or helping people in need within the community.

Jan Leshner, County Administrator, responded that more information would be provided, but part of the changes were to replace old furniture with new furniture and indicated that two new buildings would be opening soon, which included the remodel and reevaluation of the Administration East Building.

Carmine DeBonis, Jr., Deputy County Administrator, explained that the master agreement permitted furniture procurement during building renovations and this particular building served as an example of that. He indicated there were eleven empty floors that required furnishing along with ongoing library project initiatives. He stated that more specific information would be provided to the Board that would include the ongoing projects and future undertakings and hoped it provided a clearer understanding of the building renovation and construction footprint.

Upon the vote, the motion carried 4-0, Supervisor Bronson was not present for the vote.

BOARD, COMMISSION AND/OR COMMITTEE

48. **Regional Affordable Housing Commission**

Appointment of Ann Vargas, to fill a vacancy created by Sharayah Jimenez. Term expiration: 10/31/26. (District 5)

It was moved by Chair Grijalva, seconded by Supervisor Scott and carried by a 4-0 vote, Supervisor Bronson was not absent for the vote, to approve the item.

CONSENT CALENDAR

49. **Approval of the Consent Calendar**

It was moved by Chair Grijalva, seconded by Supervisor Scott and unanimously carried by a 5-0 vote, to approve the Consent Calendar in its entirety.

* * *

BOARD, COMMISSION AND/OR COMMITTEE

1. **Self-Insurance Trust Fund Board**

Appointment of Hector Encinas, to fill a vacancy created by Kenneth Kmak. Term expiration: 12/31/24. (Staff recommendation)

**SPECIAL EVENT LIQUOR LICENSE/TEMPORARY EXTENSION OF PREMISES/
PATIO PERMIT/WINE FAIR/WINE FESTIVAL/JOINT PREMISES PERMIT
APPROVED PURSUANT TO RESOLUTION NO. 2019-68**

2. Temporary Extension

- 07100326, Thomas Robert Aguilera, Tucson Hop Shop, 3230 N. Dodge Boulevard, Tucson, December 16, 2023 and February 17, 2024.
- 14101009, Kevin Arnold Kramber, American Legion No. 109, 15921 S. Houghton Road, Corona de Tucson, December 31, 2023 and January 1, 2024.

TREASURER

3. Certificate of Removal and Abatement - Certificate of Clearance

Staff requests approval of the Certificates of Removal and Abatement/Certificates of Clearance in the amount of \$29,556.05.

4. Request to Waive Interest

Pursuant to A.R.S. §42-18053, staff requests approval of the Submission of Request to Waive Interest Due to Mortgage Satisfaction in the amount of \$559.37.

RATIFY AND/OR APPROVE

5. Minutes: September 5, 2023

* * *


50. ADJOURNMENT

As there was no further business to come before the Board, the meeting was adjourned at 1:34 p.m.

CHAIR

ATTEST:

CLERK



Official Canvass

Consolidated and Vail Incorporation
Elections

November 7, 2023

Pima County Elections
6550 S. Country Club Road
Tucson, AZ 85756



November 16, 2023

In accordance with Arizona Revised Statutes, Title 16, I hereby certify the enclosed tabulation is a full, true and correct copy of the returns of the Consolidated Election and Vail Incorporation Election held pursuant to Arizona Constitution, Article 7 and Arizona Revised Statutes Title 9 and 16 in and for Pima County, Arizona on November 7, 2023. This tabulation includes all early ballots and verified provisional ballots cast at said election on behalf of the jurisdictions listed below:

- City of Tucson
- Tucson Unified School District No. 1
- Flowing Wells Unified School District No. 8
- Sunnyside Unified School District No. 12
- Sahuarita Unified School District No. 30
- Altar Valley School District No. 51
- Pima County – Vail Incorporation

Respectfully submitted,

Constance L. Hargrove
Director Pima County
Elections

PIMA COUNTY GOVERNMENT

Ballots Processed Information

2023 VOTER REGISTRATION TOTALS

Active Voters	DEMS	REPS	LBTS	NOLS	OTHS	Total
COT Only	14,598	10,002	391	241	14,497	39,729
COT and TUSD	96,831	45,108	1,741	1,061	70,795	215,536
COT and FW8 Total	1,354	904	32	20	1,410	3,720
COT and Sunnyside 12	14,353	4,006	198	149	11,245	29,951
TUSD Only Total	26,878	15,523	438	226	20,025	63,090
FLOWING WELLS Only	3,872	3,446	124	46	4,162	11,650
Sunnyside Only	3,001	1,045	38	31	2,817	6,932
SAHUARITA USD	5,978	7,074	170	100	7,319	20,641
ALTAR VALLEY	1,235	1,240	44	18	1,475	4,012
VAIL INCORP.	3,134	6,470	133	58	4,631	14,426
						409,687

InActive Voters	DEMS	REPS	LBTS	NOLS	OTHS	Total
COT Only	1,686	1,128	73	2	2,235	5,124
COT and TUSD	9,399	4,772	331	13	11,334	25,849
COT and FW8 Total	158	116	6	0	196	476
COT and Sunnyside 12	979	363	13	1	1,066	2,422
TUSD Only Total	1,244	926	42	2	1,550	3,764
FLOWING WELLS Only	241	226	7	0	401	875
Sunnyside Only	181	72	4	1	209	467
SAHUARITA USD	454	624	21	0	800	1,899
ALTAR VALLEY	92	76	2	0	124	294
VAIL INCORP.	248	481	16	0	471	1,216
						42,386

GENERAL ELECTION NOVEMBER 7, 2023

Canvass Information

CITY OF TUCSON PIMA SCHOOL DISTRICT CONSOLIDATED ELECTION

Early Ballots Processed

Total Early Ballots Sent	391,603
Total Early Ballots Returned	124,693
Total Ballots Rejected *	440
Ballots Signature Verified	124,496
FINAL TOTAL Ballots Turned Over to Elections	124,496
Ballots Redlined before Tabulation**	5

***Total Ballots Rejected:** Refers to the total number of voted ballots returned that were rejected for one of the reasons listed below. Includes numbers for individuals who both voted a replacement ballot that ultimately counted and individuals who did not vote a replacement.

****Redline:** The Early Election Board rejected the Ballot Affidavit for containing something other than a 2023 Consolidated Election ballot and were removed from the turnover receipt. Voters were informed by the Recorder's Office.

2023 CONSOLIDATED ELECTIONS

Ballot Curing Outcome Totals

Counted Reasons		Total
Reassigned		8
SUPERVISOR VALIDATED SIGNATURE		48
TXT2CURE		1
VOTER VERIFIED SIGNATURE		544
Total Counted		601
Rejected Reasons		Total
BALLOT DAMAGED		3
COULD NOT CONFIRM SIGNATURE		198
NO AFFIDAVIT		112
NO BALLOT		33
NO SIGNATURE		65
NOT ELIGIBLE FOR ELECTION		11
OTHER		11
SIGNED BY POWER OF ATTORNEY		5
VOTED TWICE		2
Total Voted Ballots Rejected*		440

2023 CONSOLIDATED ELECTIONS

Problem Ballot Outcome Totals (By Precinct)

Reason	Outcome	Total
COULD NOT CONFIRM SIGNATURE	Rejected	1

Precinct: 008: 1

NO AFFIDAVIT	Rejected	1
VOTER VERIFIED SIGNATURE	Counted	5

Precinct: 009: 6

COULD NOT CONFIRM SIGNATURE	Rejected	3
NO SIGNATURE	Rejected	1
VOTER VERIFIED SIGNATURE	Counted	5

Precinct: 016: 9

COULD NOT CONFIRM SIGNATURE	Rejected	1
NO AFFIDAVIT	Rejected	1
VOTER VERIFIED SIGNATURE	Counted	4

Precinct: 017: 6

NO SIGNATURE	Rejected	1
NOT ELIGIBLE FOR ELECTION	Rejected	2
SUPERVISOR VALIDATED SIGNATURE	Counted	1
VOTER VERIFIED SIGNATURE	Counted	7

Precinct: 018: 11

NO SIGNATURE	Rejected	1
VOTER VERIFIED SIGNATURE	Counted	1

Precinct: 019: 2

COULD NOT CONFIRM SIGNATURE	Rejected	2
NO AFFIDAVIT	Rejected	2
NO SIGNATURE	Rejected	1
OTHER	Rejected	1
VOTER VERIFIED SIGNATURE	Counted	4

Precinct: 020: 10

2023 CONSOLIDATED ELECTIONS

Problem Ballot Outcome Totals (By Precinct)

COULD NOT CONFIRM SIGNATURE	Rejected	4
VOTER VERIFIED SIGNATURE	Counted	6

Precinct: 021: 10

COULD NOT CONFIRM SIGNATURE	Rejected	3
NO AFFIDAVIT	Rejected	3
NOT ELIGIBLE FOR ELECTION	Rejected	1
OTHER	Rejected	2
VOTER VERIFIED SIGNATURE	Counted	6

Precinct: 022: 15

COULD NOT CONFIRM SIGNATURE	Rejected	1
NO AFFIDAVIT	Rejected	2
NO BALLOT	Rejected	2
VOTER VERIFIED SIGNATURE	Counted	4

Precinct: 023: 9

NO AFFIDAVIT	Rejected	2
NO SIGNATURE	Rejected	1
VOTER VERIFIED SIGNATURE	Counted	4

Precinct: 025: 7

COULD NOT CONFIRM SIGNATURE	Rejected	2
VOTER VERIFIED SIGNATURE	Counted	4

Precinct: 026: 6

COULD NOT CONFIRM SIGNATURE	Rejected	3
VOTER VERIFIED SIGNATURE	Counted	2

Precinct: 028: 5

NO AFFIDAVIT	Rejected	2
NO BALLOT	Rejected	1

Precinct: 031: 3

COULD NOT CONFIRM SIGNATURE	Rejected	2
NO AFFIDAVIT	Rejected	3
NO BALLOT	Rejected	1

2023 CONSOLIDATED ELECTIONS

Problem Ballot Outcome Totals (By Precinct)

VOTER VERIFIED SIGNATURE	Counted	4
--------------------------	---------	---

Precinct: 032: 10

COULD NOT CONFIRM SIGNATURE	Rejected	1
NO AFFIDAVIT	Rejected	1
SUPERVISOR VALIDATED SIGNATURE	Counted	2
VOTER VERIFIED SIGNATURE	Counted	4

Precinct: 033: 8

VOTER VERIFIED SIGNATURE	Counted	3
--------------------------	---------	---

Precinct: 034: 3

COULD NOT CONFIRM SIGNATURE	Rejected	3
NO AFFIDAVIT	Rejected	2
SUPERVISOR VALIDATED SIGNATURE	Counted	1
VOTER VERIFIED SIGNATURE	Counted	4

Precinct: 036: 10

NO AFFIDAVIT	Rejected	1
VOTER VERIFIED SIGNATURE	Counted	2

Precinct: 037: 3

COULD NOT CONFIRM SIGNATURE	Rejected	3
NO AFFIDAVIT	Rejected	1
NO SIGNATURE	Rejected	1

Precinct: 038: 5

COULD NOT CONFIRM SIGNATURE	Rejected	5
NO AFFIDAVIT	Rejected	2
VOTER VERIFIED SIGNATURE	Counted	4

Precinct: 039: 11

COULD NOT CONFIRM SIGNATURE	Rejected	2
NO AFFIDAVIT	Rejected	1
NO SIGNATURE	Rejected	1

2023 CONSOLIDATED ELECTIONS

Problem Ballot Outcome Totals (By Precinct)

VOTER VERIFIED SIGNATURE	Counted	6
--------------------------	---------	---

Precinct: 041: 10

NO BALLOT	Rejected	1
VOTER VERIFIED SIGNATURE	Counted	5

Precinct: 042: 6

OTHER	Rejected	1
VOTER VERIFIED SIGNATURE	Counted	1

Precinct: 043: 2

NO BALLOT	Rejected	1
NO SIGNATURE	Rejected	2
OTHER	Rejected	1
VOTER VERIFIED SIGNATURE	Counted	4

Precinct: 044: 8

NO SIGNATURE	Rejected	1
VOTER VERIFIED SIGNATURE	Counted	3

Precinct: 045: 4

COULD NOT CONFIRM SIGNATURE	Rejected	5
NO BALLOT	Rejected	1
NO SIGNATURE	Rejected	1
SUPERVISOR VALIDATED SIGNATURE	Counted	2
VOTER VERIFIED SIGNATURE	Counted	2

Precinct: 047: 11

COULD NOT CONFIRM SIGNATURE	Rejected	1
NO SIGNATURE	Rejected	1
Reassigned	Counted	1
VOTER VERIFIED SIGNATURE	Counted	2

Precinct: 048: 5

2023 CONSOLIDATED ELECTIONS

Problem Ballot Outcome Totals (By Precinct)

COULD NOT CONFIRM SIGNATURE	Rejected	2
VOTER VERIFIED SIGNATURE	Counted	5

Precinct: 049: 7

COULD NOT CONFIRM SIGNATURE	Rejected	3
NO BALLOT	Rejected	1
SUPERVISOR VALIDATED SIGNATURE	Counted	1
VOTED TWICE	Rejected	1

Precinct: 050: 6

COULD NOT CONFIRM SIGNATURE	Rejected	3
NO BALLOT	Rejected	1
NO SIGNATURE	Rejected	1
SUPERVISOR VALIDATED SIGNATURE	Counted	1
VOTER VERIFIED SIGNATURE	Counted	3

Precinct: 051: 9

COULD NOT CONFIRM SIGNATURE	Rejected	1
NO SIGNATURE	Rejected	1
SUPERVISOR VALIDATED SIGNATURE	Counted	1
VOTER VERIFIED SIGNATURE	Counted	1

Precinct: 052: 4

COULD NOT CONFIRM SIGNATURE	Rejected	6
NO AFFIDAVIT	Rejected	2
NO SIGNATURE	Rejected	2
NOT ELIGIBLE FOR ELECTION	Rejected	1
VOTER VERIFIED SIGNATURE	Counted	7

Precinct: 053: 18

COULD NOT CONFIRM SIGNATURE	Rejected	2
NO AFFIDAVIT	Rejected	2
NO SIGNATURE	Rejected	1
VOTER VERIFIED SIGNATURE	Counted	1

Precinct: 054: 6

2023 CONSOLIDATED ELECTIONS

Problem Ballot Outcome Totals (By Precinct)

COULD NOT CONFIRM SIGNATURE	Rejected	1
-----------------------------	----------	---

Precinct: 055: 1

NO AFFIDAVIT	Rejected	5
NO SIGNATURE	Rejected	1
VOTER VERIFIED SIGNATURE	Counted	5

Precinct: 057: 11

BALLOT DAMAGED	Rejected	1
NO SIGNATURE	Rejected	1
VOTER VERIFIED SIGNATURE	Counted	1

Precinct: 058: 3

COULD NOT CONFIRM SIGNATURE	Rejected	1
NO SIGNATURE	Rejected	1
SUPERVISOR VALIDATED SIGNATURE	Counted	1
VOTER VERIFIED SIGNATURE	Counted	3

Precinct: 059: 6

NO AFFIDAVIT	Rejected	1
VOTER VERIFIED SIGNATURE	Counted	2

Precinct: 060: 3

SUPERVISOR VALIDATED SIGNATURE	Counted	1
VOTER VERIFIED SIGNATURE	Counted	3

Precinct: 061: 4

VOTER VERIFIED SIGNATURE	Counted	1
--------------------------	---------	---

Precinct: 062: 1

COULD NOT CONFIRM SIGNATURE	Rejected	1
NO AFFIDAVIT	Rejected	1
VOTER VERIFIED SIGNATURE	Counted	3

Precinct: 063: 5

2023 CONSOLIDATED ELECTIONS

Problem Ballot Outcome Totals (By Precinct)

COULD NOT CONFIRM SIGNATURE	Rejected	1
NO SIGNATURE	Rejected	1
VOTED TWICE	Rejected	1

Precinct: 064: 3

COULD NOT CONFIRM SIGNATURE	Rejected	2
NO SIGNATURE	Rejected	2
VOTER VERIFIED SIGNATURE	Counted	2

Precinct: 066: 6

NO AFFIDAVIT	Rejected	2
SUPERVISOR VALIDATED SIGNATURE	Counted	1
VOTER VERIFIED SIGNATURE	Counted	3

Precinct: 067: 6

NO BALLOT	Rejected	1
NO SIGNATURE	Rejected	3
VOTER VERIFIED SIGNATURE	Counted	2

Precinct: 068: 6

COULD NOT CONFIRM SIGNATURE	Rejected	2
NO AFFIDAVIT	Rejected	1
NO BALLOT	Rejected	2
NO SIGNATURE	Rejected	2
Reassigned	Counted	1
VOTER VERIFIED SIGNATURE	Counted	5

Precinct: 069: 13

NO AFFIDAVIT	Rejected	2
NO SIGNATURE	Rejected	1
NOT ELIGIBLE FOR ELECTION	Rejected	1
SUPERVISOR VALIDATED SIGNATURE	Counted	1
VOTER VERIFIED SIGNATURE	Counted	5

Precinct: 072: 10

2023 CONSOLIDATED ELECTIONS

Problem Ballot Outcome Totals (By Precinct)

COULD NOT CONFIRM SIGNATURE	Rejected	2
VOTER VERIFIED SIGNATURE	Counted	4

Precinct: 073: 6

COULD NOT CONFIRM SIGNATURE	Rejected	1
NO AFFIDAVIT	Rejected	2
VOTER VERIFIED SIGNATURE	Counted	1

Precinct: 075: 4

VOTER VERIFIED SIGNATURE	Counted	3
--------------------------	---------	---

Precinct: 078: 3

COULD NOT CONFIRM SIGNATURE	Rejected	1
VOTER VERIFIED SIGNATURE	Counted	5

Precinct: 080: 6

NO BALLOT	Rejected	1
NOT ELIGIBLE FOR ELECTION	Rejected	1
VOTER VERIFIED SIGNATURE	Counted	5

Precinct: 082: 7

COULD NOT CONFIRM SIGNATURE	Rejected	2
NO BALLOT	Rejected	2
Reassigned	Counted	1
SUPERVISOR VALIDATED SIGNATURE	Counted	1
VOTER VERIFIED SIGNATURE	Counted	2

Precinct: 083: 8

COULD NOT CONFIRM SIGNATURE	Rejected	1
NO AFFIDAVIT	Rejected	3
NO SIGNATURE	Rejected	1
SUPERVISOR VALIDATED SIGNATURE	Counted	2
VOTER VERIFIED SIGNATURE	Counted	4

Precinct: 086: 11

COULD NOT CONFIRM SIGNATURE	Rejected	3
NO AFFIDAVIT	Rejected	2

2023 CONSOLIDATED ELECTIONS

Problem Ballot Outcome Totals (By Precinct)

SUPERVISOR VALIDATED SIGNATURE	Counted	1
VOTER VERIFIED SIGNATURE	Counted	6

Precinct: 089: 12

NO AFFIDAVIT	Rejected	1
VOTER VERIFIED SIGNATURE	Counted	2

Precinct: 090: 3

VOTER VERIFIED SIGNATURE	Counted	3
--------------------------	---------	---

Precinct: 091: 3

BALLOT DAMAGED	Rejected	1
NO AFFIDAVIT	Rejected	1
NO BALLOT	Rejected	1
Reassigned	Counted	1
VOTER VERIFIED SIGNATURE	Counted	6

Precinct: 092: 10

NO AFFIDAVIT	Rejected	1
NO SIGNATURE	Rejected	2
NOT ELIGIBLE FOR ELECTION	Rejected	1
VOTER VERIFIED SIGNATURE	Counted	3

Precinct: 093: 7

COULD NOT CONFIRM SIGNATURE	Rejected	3
NO AFFIDAVIT	Rejected	1
NO SIGNATURE	Rejected	1
VOTER VERIFIED SIGNATURE	Counted	3

Precinct: 094: 8

COULD NOT CONFIRM SIGNATURE	Rejected	2
SUPERVISOR VALIDATED SIGNATURE	Counted	1
VOTER VERIFIED SIGNATURE	Counted	1

Precinct: 095: 4

2023 CONSOLIDATED ELECTIONS

Problem Ballot Outcome Totals (By Precinct)

VOTER VERIFIED SIGNATURE	Counted	7
--------------------------	---------	---

Precinct: 096: 7

COULD NOT CONFIRM SIGNATURE	Rejected	3
NO AFFIDAVIT	Rejected	1
VOTER VERIFIED SIGNATURE	Counted	3

Precinct: 097: 7

COULD NOT CONFIRM SIGNATURE	Rejected	1
NO AFFIDAVIT	Rejected	1
SUPERVISOR VALIDATED SIGNATURE	Counted	2
VOTER VERIFIED SIGNATURE	Counted	5

Precinct: 098: 9

COULD NOT CONFIRM SIGNATURE	Rejected	1
NO AFFIDAVIT	Rejected	1
VOTER VERIFIED SIGNATURE	Counted	5

Precinct: 099: 7

COULD NOT CONFIRM SIGNATURE	Rejected	1
NO AFFIDAVIT	Rejected	1
NO SIGNATURE	Rejected	1
VOTER VERIFIED SIGNATURE	Counted	4

Precinct: 100: 7

COULD NOT CONFIRM SIGNATURE	Rejected	1
VOTER VERIFIED SIGNATURE	Counted	2

Precinct: 101: 3

NO SIGNATURE	Rejected	1
SUPERVISOR VALIDATED SIGNATURE	Counted	1
VOTER VERIFIED SIGNATURE	Counted	2

Precinct: 103: 4

2023 CONSOLIDATED ELECTIONS

Problem Ballot Outcome Totals (By Precinct)

NO BALLOT	Rejected	1
SUPERVISOR VALIDATED SIGNATURE	Counted	1
VOTER VERIFIED SIGNATURE	Counted	4

Precinct: 105: 6

COULD NOT CONFIRM SIGNATURE	Rejected	3
NO BALLOT	Rejected	1
NO SIGNATURE	Rejected	2
VOTER VERIFIED SIGNATURE	Counted	1

Precinct: 106: 7

NO BALLOT	Rejected	1
NO SIGNATURE	Rejected	1
VOTER VERIFIED SIGNATURE	Counted	2

Precinct: 107: 4

COULD NOT CONFIRM SIGNATURE	Rejected	1
NO AFFIDAVIT	Rejected	1
NO SIGNATURE	Rejected	1
VOTER VERIFIED SIGNATURE	Counted	9

Precinct: 108: 12

NO AFFIDAVIT	Rejected	1
VOTER VERIFIED SIGNATURE	Counted	1

Precinct: 110: 2

COULD NOT CONFIRM SIGNATURE	Rejected	2
NO SIGNATURE	Rejected	1
SIGNED BY POWER OF ATTORNEY	Rejected	1
TXT2CURE	Counted	1
VOTER VERIFIED SIGNATURE	Counted	1

Precinct: 111: 6

VOTER VERIFIED SIGNATURE	Counted	5
--------------------------	---------	---

Precinct: 113: 5

2023 CONSOLIDATED ELECTIONS

Problem Ballot Outcome Totals (By Precinct)

VOTER VERIFIED SIGNATURE	Counted	1
--------------------------	---------	---

Precinct: 114: 1

COULD NOT CONFIRM SIGNATURE	Rejected	3
NO AFFIDAVIT	Rejected	1
SIGNED BY POWER OF ATTORNEY	Rejected	1
SUPERVISOR VALIDATED SIGNATURE	Counted	4
VOTER VERIFIED SIGNATURE	Counted	8

Precinct: 116: 17

COULD NOT CONFIRM SIGNATURE	Rejected	3
NO AFFIDAVIT	Rejected	1
VOTER VERIFIED SIGNATURE	Counted	3

Precinct: 117: 7

COULD NOT CONFIRM SIGNATURE	Rejected	4
NO AFFIDAVIT	Rejected	1
SUPERVISOR VALIDATED SIGNATURE	Counted	1
VOTER VERIFIED SIGNATURE	Counted	5

Precinct: 118: 11

COULD NOT CONFIRM SIGNATURE	Rejected	1
NO AFFIDAVIT	Rejected	1
VOTER VERIFIED SIGNATURE	Counted	6

Precinct: 119: 8

COULD NOT CONFIRM SIGNATURE	Rejected	4
VOTER VERIFIED SIGNATURE	Counted	8

Precinct: 120: 12

COULD NOT CONFIRM SIGNATURE	Rejected	1
NO AFFIDAVIT	Rejected	1
VOTER VERIFIED SIGNATURE	Counted	1

Precinct: 121: 3

2023 CONSOLIDATED ELECTIONS

Problem Ballot Outcome Totals (By Precinct)

COULD NOT CONFIRM SIGNATURE	Rejected	1
VOTER VERIFIED SIGNATURE	Counted	5

Precinct: 122: 6

COULD NOT CONFIRM SIGNATURE	Rejected	3
NO AFFIDAVIT	Rejected	4
Reassigned	Counted	1
VOTER VERIFIED SIGNATURE	Counted	9

Precinct: 123: 17

NO AFFIDAVIT	Rejected	1
NO BALLOT	Rejected	1
NO SIGNATURE	Rejected	1
VOTER VERIFIED SIGNATURE	Counted	2

Precinct: 124: 5

COULD NOT CONFIRM SIGNATURE	Rejected	1
NO SIGNATURE	Rejected	2
OTHER	Rejected	1
SUPERVISOR VALIDATED SIGNATURE	Counted	1
VOTER VERIFIED SIGNATURE	Counted	3

Precinct: 125: 8

VOTER VERIFIED SIGNATURE	Counted	4
--------------------------	---------	---

Precinct: 126: 4

COULD NOT CONFIRM SIGNATURE	Rejected	4
NO AFFIDAVIT	Rejected	1
NO BALLOT	Rejected	1
VOTER VERIFIED SIGNATURE	Counted	6

Precinct: 128: 12

NO SIGNATURE	Rejected	1
VOTER VERIFIED SIGNATURE	Counted	3

Precinct: 129: 4

COULD NOT CONFIRM SIGNATURE	Rejected	1
-----------------------------	----------	---

2023 CONSOLIDATED ELECTIONS

Problem Ballot Outcome Totals (By Precinct)

NO AFFIDAVIT	Rejected	1
NO BALLOT	Rejected	1
SUPERVISOR VALIDATED SIGNATURE	Counted	1
VOTER VERIFIED SIGNATURE	Counted	1

Precinct: 130: 5

COULD NOT CONFIRM SIGNATURE	Rejected	2
NO AFFIDAVIT	Rejected	1
VOTER VERIFIED SIGNATURE	Counted	5

Precinct: 131: 8

SUPERVISOR VALIDATED SIGNATURE	Counted	1
VOTER VERIFIED SIGNATURE	Counted	3

Precinct: 132: 4

COULD NOT CONFIRM SIGNATURE	Rejected	2
NO AFFIDAVIT	Rejected	1
VOTER VERIFIED SIGNATURE	Counted	9

Precinct: 133: 12

COULD NOT CONFIRM SIGNATURE	Rejected	1
NO BALLOT	Rejected	1
VOTER VERIFIED SIGNATURE	Counted	1

Precinct: 139: 3

VOTER VERIFIED SIGNATURE	Counted	2
--------------------------	---------	---

Precinct: 140: 2

VOTER VERIFIED SIGNATURE	Counted	1
--------------------------	---------	---

Precinct: 143: 1

COULD NOT CONFIRM SIGNATURE	Rejected	1
SUPERVISOR VALIDATED SIGNATURE	Counted	1
VOTER VERIFIED SIGNATURE	Counted	3

Precinct: 144: 5

COULD NOT CONFIRM SIGNATURE	Rejected	3
-----------------------------	----------	---

2023 CONSOLIDATED ELECTIONS

Problem Ballot Outcome Totals (By Precinct)

NO AFFIDAVIT	Rejected	1
NO BALLOT	Rejected	1
NO SIGNATURE	Rejected	1
SUPERVISOR VALIDATED SIGNATURE	Counted	1
VOTER VERIFIED SIGNATURE	Counted	4

Precinct: 147: 11

VOTER VERIFIED SIGNATURE	Counted	2
--------------------------	---------	---

Precinct: 150: 2

NO SIGNATURE	Rejected	1
VOTER VERIFIED SIGNATURE	Counted	1

Precinct: 151: 2

COULD NOT CONFIRM SIGNATURE	Rejected	1
VOTER VERIFIED SIGNATURE	Counted	1

Precinct: 152: 2

NO AFFIDAVIT	Rejected	1
VOTER VERIFIED SIGNATURE	Counted	4

Precinct: 153: 5

COULD NOT CONFIRM SIGNATURE	Rejected	2
Reassigned	Counted	1
VOTER VERIFIED SIGNATURE	Counted	1

Precinct: 154: 4

NO SIGNATURE	Rejected	1
VOTER VERIFIED SIGNATURE	Counted	2

Precinct: 155: 3

OTHER	Rejected	1
VOTER VERIFIED SIGNATURE	Counted	1

Precinct: 156: 2

NO AFFIDAVIT	Rejected	2
SUPERVISOR VALIDATED SIGNATURE	Counted	1

2023 CONSOLIDATED ELECTIONS

Problem Ballot Outcome Totals (By Precinct)

VOTER VERIFIED SIGNATURE	Counted	5
--------------------------	---------	---

Precinct: 157: 8

NO AFFIDAVIT	Rejected	1
SIGNED BY POWER OF ATTORNEY	Rejected	1
VOTER VERIFIED SIGNATURE	Counted	7

Precinct: 159: 9

NO AFFIDAVIT	Rejected	1
NO SIGNATURE	Rejected	2
SUPERVISOR VALIDATED SIGNATURE	Counted	2
VOTER VERIFIED SIGNATURE	Counted	2

Precinct: 160: 7

COULD NOT CONFIRM SIGNATURE	Rejected	3
VOTER VERIFIED SIGNATURE	Counted	2

Precinct: 164: 5

COULD NOT CONFIRM SIGNATURE	Rejected	2
NO AFFIDAVIT	Rejected	1
NO SIGNATURE	Rejected	1
SUPERVISOR VALIDATED SIGNATURE	Counted	1
VOTER VERIFIED SIGNATURE	Counted	2

Precinct: 166: 7

SUPERVISOR VALIDATED SIGNATURE	Counted	1
VOTER VERIFIED SIGNATURE	Counted	3

Precinct: 167: 4

NO BALLOT	Rejected	1
SUPERVISOR VALIDATED SIGNATURE	Counted	1
VOTER VERIFIED SIGNATURE	Counted	3

Precinct: 170: 5

2023 CONSOLIDATED ELECTIONS

Problem Ballot Outcome Totals (By Precinct)

COULD NOT CONFIRM SIGNATURE	Rejected	3
OTHER	Rejected	1
VOTER VERIFIED SIGNATURE	Counted	2

Precinct: 171: 6

BALLOT DAMAGED	Rejected	1
COULD NOT CONFIRM SIGNATURE	Rejected	4
NO AFFIDAVIT	Rejected	1
NO BALLOT	Rejected	2
SUPERVISOR VALIDATED SIGNATURE	Counted	1
VOTER VERIFIED SIGNATURE	Counted	5

Precinct: 174: 14

NO SIGNATURE	Rejected	1
SUPERVISOR VALIDATED SIGNATURE	Counted	1
VOTER VERIFIED SIGNATURE	Counted	4

Precinct: 176: 6

COULD NOT CONFIRM SIGNATURE	Rejected	2
NO AFFIDAVIT	Rejected	1
VOTER VERIFIED SIGNATURE	Counted	3

Precinct: 177: 6

NO AFFIDAVIT	Rejected	2
NO SIGNATURE	Rejected	2
SUPERVISOR VALIDATED SIGNATURE	Counted	1
VOTER VERIFIED SIGNATURE	Counted	7

Precinct: 178: 12

COULD NOT CONFIRM SIGNATURE	Rejected	2
NO AFFIDAVIT	Rejected	1
NO SIGNATURE	Rejected	2
SUPERVISOR VALIDATED SIGNATURE	Counted	1
VOTER VERIFIED SIGNATURE	Counted	6

Precinct: 180: 12

COULD NOT CONFIRM SIGNATURE	Rejected	1
-----------------------------	----------	---

2023 CONSOLIDATED ELECTIONS

Problem Ballot Outcome Totals (By Precinct)

NO AFFIDAVIT	Rejected	1
VOTER VERIFIED SIGNATURE	Counted	7

Precinct: 181: 9

COULD NOT CONFIRM SIGNATURE	Rejected	3
NO SIGNATURE	Rejected	1
VOTER VERIFIED SIGNATURE	Counted	4

Precinct: 182: 8

COULD NOT CONFIRM SIGNATURE	Rejected	2
NO BALLOT	Rejected	1
SIGNED BY POWER OF ATTORNEY	Rejected	1
SUPERVISOR VALIDATED SIGNATURE	Counted	1
VOTER VERIFIED SIGNATURE	Counted	6

Precinct: 183: 11

VOTER VERIFIED SIGNATURE	Counted	2
--------------------------	---------	---

Precinct: 189: 2

OTHER	Rejected	1
VOTER VERIFIED SIGNATURE	Counted	5

Precinct: 190: 6

SIGNED BY POWER OF ATTORNEY	Rejected	1
VOTER VERIFIED SIGNATURE	Counted	4

Precinct: 192: 5

COULD NOT CONFIRM SIGNATURE	Rejected	1
NO AFFIDAVIT	Rejected	1
VOTER VERIFIED SIGNATURE	Counted	2

Precinct: 197: 4

VOTER VERIFIED SIGNATURE	Counted	1
--------------------------	---------	---

Precinct: 199: 1

COULD NOT CONFIRM SIGNATURE	Rejected	2
VOTER VERIFIED SIGNATURE	Counted	1

2023 CONSOLIDATED ELECTIONS

Problem Ballot Outcome Totals (By Precinct)

Precinct: 203: 3

OTHER	Rejected	1
VOTER VERIFIED SIGNATURE	Counted	2

Precinct: 204: 3

NO AFFIDAVIT	Rejected	2
--------------	----------	---

Precinct: 206: 2

COULD NOT CONFIRM SIGNATURE	Rejected	1
NO BALLOT	Rejected	1
VOTER VERIFIED SIGNATURE	Counted	2

Precinct: 208: 4

VOTER VERIFIED SIGNATURE	Counted	1
--------------------------	---------	---

Precinct: 210: 1

COULD NOT CONFIRM SIGNATURE	Rejected	1
NO AFFIDAVIT	Rejected	1
NO SIGNATURE	Rejected	1
VOTER VERIFIED SIGNATURE	Counted	4

Precinct: 214: 7

NO SIGNATURE	Rejected	1
OTHER	Rejected	1
VOTER VERIFIED SIGNATURE	Counted	6

Precinct: 217: 8

COULD NOT CONFIRM SIGNATURE	Rejected	6
NO AFFIDAVIT	Rejected	1
SUPERVISOR VALIDATED SIGNATURE	Counted	2
VOTER VERIFIED SIGNATURE	Counted	13

Precinct: 218: 22

COULD NOT CONFIRM SIGNATURE	Rejected	1
NO SIGNATURE	Rejected	1

2023 CONSOLIDATED ELECTIONS

Problem Ballot Outcome Totals (By Precinct)

VOTER VERIFIED SIGNATURE	Counted	5
--------------------------	---------	---

Precinct: 219: 7

COULD NOT CONFIRM SIGNATURE	Rejected	1
NO AFFIDAVIT	Rejected	1
NO SIGNATURE	Rejected	2
Reassigned	Counted	1
VOTER VERIFIED SIGNATURE	Counted	4

Precinct: 220: 9

COULD NOT CONFIRM SIGNATURE	Rejected	2
NO AFFIDAVIT	Rejected	2
NOT ELIGIBLE FOR ELECTION	Rejected	3
VOTER VERIFIED SIGNATURE	Counted	10

Precinct: 224: 17

COULD NOT CONFIRM SIGNATURE	Rejected	1
NO BALLOT	Rejected	1
VOTER VERIFIED SIGNATURE	Counted	2

Precinct: 225: 4

COULD NOT CONFIRM SIGNATURE	Rejected	5
NO AFFIDAVIT	Rejected	3
SUPERVISOR VALIDATED SIGNATURE	Counted	1
VOTER VERIFIED SIGNATURE	Counted	15

Precinct: 227: 24

NO AFFIDAVIT	Rejected	1
VOTER VERIFIED SIGNATURE	Counted	1

Precinct: 228: 2

SUPERVISOR VALIDATED SIGNATURE	Counted	1
--------------------------------	---------	---

Precinct: 230: 1

COULD NOT CONFIRM SIGNATURE	Rejected	4
-----------------------------	----------	---

2023 CONSOLIDATED ELECTIONS

Problem Ballot Outcome Totals (By Precinct)

NO AFFIDAVIT	Rejected	1
NO BALLOT	Rejected	1
SUPERVISOR VALIDATED SIGNATURE	Counted	1
VOTER VERIFIED SIGNATURE	Counted	5

Precinct: 231: 12

COULD NOT CONFIRM SIGNATURE	Rejected	6
NO AFFIDAVIT	Rejected	3
VOTER VERIFIED SIGNATURE	Counted	4

Precinct: 232: 13

COULD NOT CONFIRM SIGNATURE	Rejected	1
NO AFFIDAVIT	Rejected	2
NO SIGNATURE	Rejected	1
Reassigned	Counted	1
VOTER VERIFIED SIGNATURE	Counted	3

Precinct: 233: 8

COULD NOT CONFIRM SIGNATURE	Rejected	1
NO AFFIDAVIT	Rejected	2
NO SIGNATURE	Rejected	1
VOTER VERIFIED SIGNATURE	Counted	2

Precinct: 234: 6

COULD NOT CONFIRM SIGNATURE	Rejected	2
NO AFFIDAVIT	Rejected	1
NO BALLOT	Rejected	1
NO SIGNATURE	Rejected	1
VOTER VERIFIED SIGNATURE	Counted	1

Precinct: 235: 6

VOTER VERIFIED SIGNATURE	Counted	2
--------------------------	---------	---

Precinct: 236: 2

NO AFFIDAVIT	Rejected	3
VOTER VERIFIED SIGNATURE	Counted	3

2023 CONSOLIDATED ELECTIONS

Problem Ballot Outcome Totals (By Precinct)

Precinct: 241: 6

COULD NOT CONFIRM SIGNATURE	Rejected	2
NO AFFIDAVIT	Rejected	2
NO SIGNATURE	Rejected	1
VOTER VERIFIED SIGNATURE	Counted	1

Precinct: 245: 6

COULD NOT CONFIRM SIGNATURE	Rejected	2
NO AFFIDAVIT	Rejected	1
NO BALLOT	Rejected	1
VOTER VERIFIED SIGNATURE	Counted	8

Precinct: 246: 12

COULD NOT CONFIRM SIGNATURE	Rejected	1
VOTER VERIFIED SIGNATURE	Counted	1

Precinct: 248: 2

VOTER VERIFIED SIGNATURE	Counted	2
--------------------------	---------	---

Precinct: 254: 2

COULD NOT CONFIRM SIGNATURE	Rejected	1
NOT ELIGIBLE FOR ELECTION	Rejected	1
VOTER VERIFIED SIGNATURE	Counted	5

Precinct: 262: 7

VOTER VERIFIED SIGNATURE	Counted	1
--------------------------	---------	---

Precinct: 265: 1

COULD NOT CONFIRM SIGNATURE	Rejected	1
VOTER VERIFIED SIGNATURE	Counted	3

Precinct: 272: 4

NO AFFIDAVIT	Rejected	1
--------------	----------	---

Precinct: 274: 1

2023 CONSOLIDATED ELECTIONS

Problem Ballot Outcome Totals (By Precinct)

COULD NOT CONFIRM SIGNATURE	Rejected	1
VOTER VERIFIED SIGNATURE	Counted	3

Precinct: 275: 4

Total: 1041

VAIL INCORPORATION ELECTION

Early Ballots Processed

Total Early Ballots Sent	11,179
Total Early Ballots Returned*	6,692
Early Ballots Rejected - Returned and did not vote Replacement Ballot	27
Early Ballots Signature Verified	6,675
FINAL TOTAL Ballots Turned Over to Elections	6,675
Ballots Redlined before Tabulation**	0

Vail Incorporation PROVISIONAL BALLOTS PROCESSED

Total Ballots Issued	36
Ballots Unverified	27
Ballots Verified	9
Ballots Rejected by Elections	0
Verified – No Ballot in Envelope	0
Ballots Counted by Elections	9

***Total Ballots Rejected:** Refers to the total number of voted ballots returned that were rejected for one of the reasons listed below. Includes numbers for individuals who both voted a replacement ballot that ultimately counted and individuals who did not vote a replacement.

****Redline:** The Early Election Board rejected the Ballot Affidavit for containing something other than a 2023 Vail Incorporation Election ballot and were removed from the turnover receipt. Voters were informed by the Recorder's Office.

2023 VAIL INCORPORATION ELECTION

Ballot Curing Outcome Totals

Counted Reason	Total
SUPERVISOR VALIDATED SIGNATURE	3
VOTER VERIFIED SIGNATURE	84
Counted Total	87
Rejected Reason	Total
COULD NOT CONFIRM SIGNATURE	15
NO AFFIDAVIT	3
NO BALLOT	2
NO SIGNATURE	3
NOT ELIGIBLE FOR ELECTION	1
OTHER	2
VOTED TWICE	1
Rejected Total	27

2023 VAIL INCORPORATION ELECTION

Problem Ballot Outcome Totals (By Precinct)

Reason	Outcome	Total
COULD NOT CONFIRM SIGNATURE	Rejected	1
NO AFFIDAVIT	Rejected	1
SUPERVISOR VALIDATED SIGNATURE	Counted	1
VOTER VERIFIED SIGNATURE	Counted	21

Precinct: 011: 24

COULD NOT CONFIRM SIGNATURE	Rejected	8
NO AFFIDAVIT	Rejected	2
NO BALLOT	Rejected	1
NOT ELIGIBLE FOR ELECTION	Rejected	1
SUPERVISOR VALIDATED SIGNATURE	Counted	1
VOTED TWICE	Rejected	1
VOTER VERIFIED SIGNATURE	Counted	26

Precinct: 109: 40

COULD NOT CONFIRM SIGNATURE	Rejected	2
NO BALLOT	Rejected	1
VOTER VERIFIED SIGNATURE	Counted	14

Precinct: 195: 17

COULD NOT CONFIRM SIGNATURE	Rejected	1
NO SIGNATURE	Rejected	2
OTHER	Rejected	2
SUPERVISOR VALIDATED SIGNATURE	Counted	1
VOTER VERIFIED SIGNATURE	Counted	17

Precinct: 198: 23

COULD NOT CONFIRM SIGNATURE	Rejected	1
VOTER VERIFIED SIGNATURE	Counted	2

Precinct: 221: 3

COULD NOT CONFIRM SIGNATURE	Rejected	2
NO SIGNATURE	Rejected	1

2023 VAIL INCORPORATION ELECTION

Problem Ballot Outcome Totals (By Precinct)

VOTER VERIFIED SIGNATURE	Counted	4
--------------------------	---------	---

Precinct: 224: 7

Total: 114



Ballots Processed Report
Consolidated Election
November 7, 2023

Early Ballots Processed
124, 496 Ballots Processed
124, 496 Ballots Counted
0 Rejected

Provisional Ballots Processed
0 Ballots Received
0 Verified
0 Ballots Counted
0 Ballots Unverified and Uncounted
0 Rejected
0 Verified with no ballot in Provisional Envelope

Conditional Provisional Ballots Processed
0 Ballots Received
0 Ballots Verified and Counted
0 Ballots Unverified and Uncounted
0 Rejected
0 Verified with no ballot in Provisional Envelope

* Elections Department Data Only



Ballots Processed Report
Vail Incorporation Election
November 7, 2023

Early Ballots Processed
6, 675 Ballots Processed
6, 675 Ballots Counted
0 Rejected

Provisional Ballots Processed
36 Ballots Received
9 Verified
9 Ballots Counted
27 Ballots Unverified and Uncounted
0 Rejected
0 Verified with no ballot in Provisional Envelope

Conditional Provisional Ballots Processed
0 Ballots Received
0 Ballots Verified and Counted
0 Ballots Unverified and Uncounted
0 Rejected
0 Verified with no ballot in Provisional Envelope

* Elections Department Data Only



Ballot Adjudication Report November 7, 2023 Elections

Adjudications Information	Totals
Total Adjudicated	620
Approved with No Changes	247
Approved with Changes	373
Ballot Exceptions	
Blank Ballot	62
Blank Ballot, Unclear Mark	10
Unclear Mark	191
Unclear Mark, Overvote	2
Overvote	355

Adjudications Totals	Consolidated Election	Vail Incorporation Election
Total Adjudicated	609	11
Approved with No Changes	245	2
Approved with Changes	364	9
Ballot Exceptions		
Blank Ballot	59	3
Blank Ballot, Unclear Mark	8	2
Unclear Mark	191	0
Unclear Mark, Overvote	2	0
Overvote	349	6

* Elections Department Data Only



Ballot Duplication Report
November 7, 2023 Elections

Duplication Information	Totals
Total Duplicated	636
Ballot Exceptions	
Military/Faxed	189
Timing Mark	105
Torn/Damaged	237
Non-standard Markings	104
Braille	1

Duplication Totals	Consolidated Election	Vail Incorporation Election
Total Duplicated	614	22
Ballot Exceptions		
Military/Faxed	187	2
Timing Mark	98	7
Torn/Damaged	230	7
Non-standard Markings	98	6
Braille	1	0

* Elections Department Data Only

Certification Information



September 26, 2023

The Honorable Adrian Fontes
Secretary of State
State Capitol – West Wing
1700 W. Washington St.
Phoenix, AZ 85007

Dear Secretary Fontes:

Pursuant to A.R.S. § 16-445, the Pima County Department of Elections, on behalf of the jurisdictions listed below, is filing a backup of the EVS Software and Database that is going to be used on the November 7, 2023 Consolidated Election:

- City of Tucson
- Tucson Unified School District No. 1
- Flowing Wells Unified School District No. 8
- Sunnyside Unified School District No. 12
- Sahuarita Unified School District No. 30
- Altar Valley School District No. 51
- Pima County – Vail Incorporation

If you have any questions, feel free to contact me at (520) 724-6830.

Sincerely,

Constance Hargrove, Director
Pima County Department of Elections

ADDITIONAL REPORTING FORMS

Equipment, Software, Firmware, and Hash Code Certification Statement

I, Constance Hargrove certify by affixing my signature to this document that all election equipment and firmware, as well as all election management system software to be used in the Consolidated Election to be held on November 7, 2023 IN Pima County has been certified for use by the Arizona Secretary of State and that I have compared the hash code on file with the National Institute of Science and Technology (NIST) or the Arizona Secretary of State's Office to the hash code of the election management system software to be used in this election and certify that the numbers are identical. The following is a list of the equipment, firmware, and election management system software to be used in the aforementioned election:

VOTING UNITS


Manufacturer	Model	Firmware Version
Election Systems & Software	ExpressVote Version 1.0	4.2.1.0
Election Systems & Software	ExpressVote Version 2.0	4.2.1.0

CENTRAL COUNT UNITS

Manufacturer	Model	Firmware Version
Election Systems & Software	DS850 Version 1.0	4.2.0.0

ELECTION MANAGEMENT SOFTWARE

Manufacturer	Product Name	Version
Election Systems & Software	ElectionWare	EVS 6.3.0.0.



Officer in Charge of Elections Signature

10/6/2023

Date

CERTIFICATION BY THE PIMA COUNTY ACCURACY CERTIFICATION BOARD

We, the undersigned members of the Accuracy Certification Board, having been duly appointed for the November 7, 2023 Consolidated General Election held in the County of Pima, State of Arizona, on the 6th day of October, 2023 at 10:00 AM verify the Logic and Accuracy Test ballots as required by A.R.S. § 16-449 for use on the accessible voting devices and systems, adopted pursuant to the Secretary of State's Procedures Manual, do hereby certify to the Secretary of State:

1. THAT the pre-audited group of ballots, prepared pursuant to A.R.S. § 16-449, have been used to ascertain that the equipment and programs, being used in this election, correctly counted the votes cast for all offices and measures;
2. THAT the pre-vote counting test results have been compared with the predetermined correct totals for each office and ballot measure;
3. THAT the cause of any discrepancy was found and corrected; and
4. THAT the Logic and Accuracy Test programs, the Logic and Accuracy test ballots, and the Logic and Accuracy test printed output which were certified as correct by the Accuracy Certification Board were delivered into the custody of the Elections Director or the Office of the Secretary of State.

We declare under penalty of perjury under the laws of the State of Arizona that the foregoing is true and correct.

Larry Johnson 10/6/23
Member's Signature Date

D. H. Wright 10/6/23
Member's Signature Date

David C. Nish 10/6/23
Member's Signature Date

Barbara Tellman 10-6-2023
Member's Signature Date

Corey 10/6/2023
Member's Signature Date

[Signature] 10/6/2023
Member's Signature Date

POLITICAL PARTY TEST
CERTIFICATION FORM


ELECTION LOGIC AND ACCURACY TEST


We the undersigned do hereby certify that a Test was held for the

November 7, 2023 Consolidated General Election
on the

4th day of October, 2023 at 3:15 p.m.
(day) (Month) (Year) (Time)

and that the EMS System's precinct and
summary report match the printouts and the pre-audit reports.


Member's Signature


Member's Signature


Member's Signature


Member's Signature

CERTIFICATION BY THE PIMA COUNTY ACCURACY CERTIFICATION BOARD

We, the undersigned members of the Accuracy Certification Board, having been duly appointed for the November 7, 2023 Consolidated General Election held in the County of Pima, State of Arizona, on the 14th day of November, 2023 at 6:45 pm verify the POST Logic and Accuracy Test ballots as required by A.R.S. § 16-449 for use on the central count systems, adopted pursuant to the Secretary of State's Procedures Manual, do hereby certify to the Secretary of State:

1. THAT the pre-audited group of ballots, prepared pursuant to A.R.S. § 16-449, have been used to ascertain that the equipment and programs, being used in this election, correctly counted the votes cast for all offices and measures;
2. THAT the pre-vote counting test results have been compared with the predetermined correct totals for each office and ballot measure;
3. THAT the cause of any discrepancy was found and corrected; and
4. THAT the Logic and Accuracy Test programs, the Logic and Accuracy test ballots, and the Logic and Accuracy test printed output which were certified as correct by the Accuracy Certification Board were delivered into the custody of the Elections Director or the Office of the Secretary of State.

We declare under penalty of perjury under the laws of the State of Arizona that the foregoing is true and correct.

Barbara Tellman 11-14-23
Member's Signature Date

[Signature] 11/14/23
Member's Signature Date

Cynthia Coleman 11-14-23
Member's Signature Date

[Signature] 11-14-23
Member's Signature Date

Member's Signature Date

Member's Signature Date

Early Voting,
Ballot Replacement,
and Vote Center
Locations

2023 General Consolidated City/School District and Vail Elections

Replacement Ballot, Early Ballot Drop-Off & Emergency Voting Locations

All sites that can issue early ballots, will be able to issue ballots for both Elections

10/11/23 to 11/7/23 - Early Voting, Ballot Replacement/Drop-Off/Emergency Voting		
Location Address	Dates / Times	ELECTION DAY
Pima County Recorder's Office - Downtown 240 North Stone Avenue	10/11/2023 to 11/6/2023 8 am – 5 pm, Monday - Friday Emergency Voting: 11/4 9 am - 3 pm & 11/6 8 am - 5 pm	Tuesday, 11/7/2023 Election Day 6 am – 7 am
Pima County Recorder's Office - Ballot Processing Center 6550 South Country Club Road	10/11/2023 to 11/6/2023 8 am – 5 pm, Monday - Friday Emergency Voting: 11/4 9 am - 3 pm & 11/6 8 am - 5 pm	Tuesday, 11/7/2023 Election Day 6 am – 7 am
Tucson City Clerk Elections Center 800 East 12th Street	10/11/2023 to 11/6/2023 8 am – 5 pm, Monday - Friday Emergency Voting: 11/4 9 am - 3 pm & 11/6 8 am - 5 pm	Tuesday, 11/7/2023 Election Day 6 am – 7 am
Fellowship Bible Church 6700 East Broadway Boulevard	10/11/2023 to 11/6/2023 8 am – 5 pm, Monday - Friday Emergency Voting: 11/4 9 am - 3 pm & 11/6 8 am - 5 pm	Tuesday, 11/7/2023 Election Day 6 am – 7 am
10/30/23 to 11/3/23 - Early Voting, Ballot Replacement/Drop-Off/Emergency Voting		
Vail Location W. Anne Gibson-Esmond Station Library 10931 East Mary Ann Cleveland Way	10/30/2023 - 11/3/2023 9 am – 5 pm, Monday - Friday Emergency Voting: 11/4 9 am - 3 pm & 11/6 9 am - 5 pm	Visit Pima.gov/Elections for Vote Center Locations for the Vail Incorporation Election
10/11/23 to 11/7/23 - BALLOT DROP-OFF ONLY		
Pima County Recorder's Office - Eastside 6920 East Broadway Boulevard	10/11/2023 - 11/6/2023 8 am – 5 pm, Monday - Friday	Tuesday, 11/7/2023 Election Day 6 am – 7 am
ELECTION DAY ONLY - NOVEMBER 7, 2023 - Ballot Replacement & Drop-Off Location		
Location Address	Dates / Times	
Tucson City Housing & Community Development 310 North Commerce Park Loop	Tuesday, 11/7/2023, 6 am – 7 pm	
Morris K. Udall Regional Center 7200 East Tanque Verde Road	Election Day 6 am – 7 am	Tuesday, 11/7/2023, 6 am – 7 pm
Donna R. Liggins Recreation Center 2160 North Sixth Avenue	Tuesday, 11/7/2023, 6 am – 7 pm	
El Pueblo Senior Center 101 West Irvington Road	Tuesday, 11/7/2023, 6 am – 7 pm	
Tucson City Parks & Rec Admin - Randolph Park 900 S. Randolph Way	Tuesday, 11/7/2023, 6 am – 7 pm	
William Clements Recreation Center 8155 East Poinciana Drive	Tuesday, 11/7/2023, 6 am – 7 pm	
Tully Elementary Magnet School 1701 West El Rio Drive	Tuesday, 11/7/2023, 6 am – 7 pm	
Pistor Middle School 5455 South Cardinal Avenue	Tuesday, 11/7/2023, 6 am – 7 pm	
Flowing Wells School District Administration 1556 West Prince Road	Tuesday, 11/7/2023, 6 am – 7 pm	
Sahuarita School District Administration 350 West Sahuarita Road	Tuesday, 11/7/2023, 6 am – 7 pm	
Altar Valley School District Administration 10105 South Sasabe Road	Tuesday, 11/7/2023, 6 am – 7 pm	

Vail Incorporation Election

Voting, Ballot Replacement/Drop-Off Voting Centers

ELECTION DAY ONLY - NOVEMBER 7, 2023 - Voting, Ballot Replacement/Drop-Off	
Location Address	Dates / Times
Cienega High School 12775 E Mary Ann Cleveland Way, Vail	Tuesday, 11/7/2023, 6 am – 7 pm
Copper Ridge Elementary School 17650 S Canyon Edge Trail, Vail	Tuesday, 11/7/2023, 6 am – 7 pm
Sycamore Elementary School 16701 S. Houghton Road, Vail	Tuesday, 11/7/2023, 6 am – 7 pm

**Vote Center Locations Used for the
Vail Incorporation Consolidated Election 2023**

vc	Locations	Address
114	VUSD - Cienega High School	12775 E Mary Ann Cleveland Way
115	VUSD - Copper Ridge Elementary School	17650 S Canyon Edge Trail
118	VUSD - Sycamore Elementary School	16701 S Houghton Road



**Vote Center Accessibility Report
Vail Incorporation Election
November 7, 2023**

Vote Center	Facility Name	Address	City	Zip	Accessibility Code	Notes	# of Ballots Cast
114	VUSD - Cienega High School	12775 E Mary Ann Cleveland Way	VAIL	85641	Fully Accessible Under ADA	N/A	1,061
115	VUSD - Copper Ridge Elementary School	17650 S Canyon Edge Trail	VAIL	85641	Fully Accessible Under ADA	N/A	7
118	VUSD - Sycamore Elementary School	16701 S Houghton Road	VAIL	85641	Fully Accessible Under ADA	N/A	154

Write-In Information

There are no official
write-ins for this election.

Proposition Text

Consolidated Election
November 7, 2023

PROPOSITION 400

ALTAR VALLEY ELEMENTARY SCHOOL DISTRICT NO. 51 NOVEMBER 7, 2023

10% MAINTENANCE AND OPERATION BUDGET OVERRIDE

SAMPLE BALLOT

Shall the Governing Board of Altar Valley Elementary School District No. 51 of Pima County, Arizona (the “*District*”), adopt a General Maintenance and Operation Budget that includes an amount that exceeds the revenue control limit specified by statute by 10% for fiscal year 2024/2025 and for six subsequent years as described below? The fiscal year 2024/2025 budget override authority represents an extension of the existing budget override authority which is scheduled to phase down by one-third for fiscal year 2025/2026, by another one-third for fiscal year 2026/2027, and will terminate for fiscal year 2027/2028 if the voters do not approve the override.

The amount of the proposed continuation of the budget increase of the proposed budget over the alternate budget for fiscal year 2024/2025 is estimated to be \$-0-. In fiscal years 2024/2025 through 2028/2029 the amount of the proposed increase will be 10% of the District’s revenue control limit in each of such years, as provided in Section 15-481(P) of the Arizona Revised Statutes. In fiscal years 2029/2030 and 2030/2031, the amount of the proposed increase will be 6.67% and 3.33%, respectively, of the District’s revenue control limit in each of such years, as provided in Section 15-481(P) of the Arizona Revised Statutes.

Any budget increase continuation authorized by this election shall be entirely funded by a levy of taxes on the taxable property in this school district for the year for which adopted and for six (6) subsequent years, shall not be realized from monies furnished by the state and shall not be subject to the limitation on taxes specified in Article IX, Section 18, Constitution of Arizona. Based on the current net assessed valuation used for secondary property tax purposes, to fund the proposed continuation of the increase in the school district’s budget would require an estimated continuation of a tax rate of \$0.88 per one hundred dollars of assessed valuation used for secondary property tax purposes and is in addition to the school district’s tax rate that will be levied to fund the school district’s revenue control limit allowed by law.

BUDGET OVERRIDE CONTINUATION, YES	<input type="checkbox"/>
BUDGET OVERRIDE CONTINUATION, NO	<input type="checkbox"/>

[At the discretion of the County elections department, the question set forth above may be presented on the actual ballot in summary form, reading substantially as follows:]

A “yes” vote shall authorize the Altar Valley Elementary School District Governing Board to continue the existing maintenance and operation budget override authority and resulting tax, which includes an amount that exceeds the District’s revenue control limit.

A “no” vote shall not authorize the Altar Valley Elementary School District Governing Board to extend the existing maintenance and operation budget override authority and resulting tax

PROPOSICIÓN 400

DISTRITO ESCOLAR DE ENSEÑANZA PRIMARIA NÚM. 51 DE ALTAR VALLEY 7 DE NOVIEMBRE DE 2023

10% DE AUMENTO AL PRESUPUESTO DE MANTENIMIENTO Y OPERACIONES

BOLETA DE MUESTRA

¿Debe la Junta Directiva del Distrito Escolar de Enseñanza Primaria Núm. 51 de Altar Valley del Condado de Pima, Arizona (el “*Distrito*”), adoptar un Presupuesto General de Mantenimiento y Operaciones que incluye un importe que excede el límite de control de ingresos especificado por estatuto en un 10% para el año fiscal 2024/2025 y por los seis años subsiguientes, como se describe a continuación? La autorización de aumento al presupuesto del año fiscal 2024/2025 representa una extensión de la existente autorización de aumento al presupuesto, que está programado para ser reducido gradualmente en un tercio en el año fiscal 2025/2026, en otro tercio en el año fiscal 2026/2027 y terminar el año fiscal 2027/2028 si los electores no aprueban el aumento.

El monto de la continuación propuesta de aumento al presupuesto del presupuesto propuesto por sobre el presupuesto alterno para el año fiscal 2024/2025 se estima que será de \$-0-. En los años fiscales 2024/2025 al 2028/2029 el importe del aumento propuesto será 10% del límite de control de ingresos del Distrito en cada uno de esos años, como está dispuesto en la sección 15-481(P) de los Estatutos Revisados de Arizona. En los años fiscales 2029/2030 y 2030/2031 el importe del aumento propuesto será de 6.67% y 3.33% respectivamente, del límite de control de ingresos del Distrito en cada uno de esos años, como está dispuesto en la sección 15-481(P) de los Estatutos Revisados de Arizona.

Cualquier continuación del aumento al presupuesto autorizado por esta elección será totalmente financiado por una imposición de impuestos sobre la propiedad gravada de este distrito escolar en el año en que se adopta y por los seis (6) años subsiguientes, no será realizado con dinero proporcionado por el estado, y no estará sujeto a las limitaciones de impuestos especificadas en la sección 18 del artículo IX de la Constitución de Arizona. Con base en la actual valoración tasada neta que se utiliza para propósitos de impuestos secundarios sobre la propiedad, para financiar la continuación propuesta del aumento en el presupuesto del distrito escolar se requerirá una continuación estimada de una tasa de impuesto de \$0.88 por cada cien dólares de la valoración tasada que se utiliza para propósitos de impuestos secundarios sobre la propiedad y es en adición a la tasa de impuestos del distrito escolar que será impuesta para financiar el límite del control de ingresos del distrito escolar permitido por la ley.

CONTINUACIÓN DEL AUMENTO AL PRESUPUESTO, SÍ	<input type="checkbox"/>
CONTINUACIÓN DEL AUMENTO AL PRESUPUESTO, NO	<input type="checkbox"/>

[A discreción del departamento de elecciones del Condado, la pregunta antes mencionada puede ser presentada en la boleta electoral en forma abreviada, y se leerá sustancialmente como sigue:]

Un voto “sí” autorizará a la Junta Directiva del Distrito Escolar de Enseñanza Primaria de Altar Valley a que continúe la autorización existente de aumento al presupuesto de mantenimiento y operación y el impuesto resultante, que incluye un monto que excede el límite de control de ingresos del Distrito.

Un voto “no” no autorizará a la Junta Directiva del Distrito Escolar de Enseñanza Primaria de Altar Valley a que extienda la autorización existente de aumento al presupuesto de mantenimiento y operación y el impuesto resultante.

PROPOSITION 401

SAHUARITA UNIFIED SCHOOL DISTRICT NO. 30 NOVEMBER 7, 2023

SPECIAL BOND ELECTION

SAMPLE BALLOT

Shall Sahuarita Unified School District No. 30 of Pima County, Arizona (the “*District*”), be allowed to issue and sell general obligation bonds in the principal amount of not to exceed \$50,000,000 to provide money for the following purposes:

- Constructing school buildings;
- Renovating school buildings;
- Purchasing pupil transportation vehicles;
- Acquiring by purchase or lease school lots;
- Improving school grounds, including adjacent ways thereto;
- Supplying school buildings with furniture, equipment and technology;
- Liquidating indebtedness incurred for the purposes set forth herein;
- Providing all utilities and other capital items necessary for the construction and renovation of school buildings and for improving school grounds;
- Paying all architectural, design, engineering, project and construction management and other costs incurred in connection with the purposes set forth above; and
- Paying all legal, financial and other costs in connection with issuance of the bonds?

The bonds will bear interest at rates not exceeding 12% per year. Interest may be evidenced by separate certificates and will be paid on January 1 and July 1 each year until the bonds mature. The bonds, and any bonds issued to refund the District’s bonds, may be sold at prices that include premiums not greater than permitted by law. The bonds may be refunded by the issuance of refunding bonds of a weighted average maturity of less than 75% of the weighted average maturity of the bonds being refunded. Bonds will be in the denominations of \$5,000 each or in multiples of \$5,000 and will mature on the first day of January and/or July in years determined by the District’s governing board. The bonds shall mature over a period of not (i) less than one (1) year (or a portion thereof) or (ii) more than twenty (20) years from the date of their issuance. The issuance of these bonds will result in a property tax increase sufficient to pay the annual debt service on bonds.

The capital improvements that are proposed to be funded through this bond issuance are to exceed the State standards and are in addition to monies provided by the State. Sahuarita Unified School District is proposing to issue Class B general obligation bonds totaling \$50,000,000 to fund capital improvements over and above those funded by the State. Under the Students FIRST capital funding system, Sahuarita Unified School District is entitled to State monies for new construction and renovation of school buildings in accordance with State law.

A “YES” VOTE SHALL AUTHORIZE THE SAHUARITA UNIFIED SCHOOL DISTRICT NO. 30 OF PIMA COUNTY, ARIZONA GOVERNING BODY TO ISSUE AND SELL \$50,000,000 OF SCHOOL IMPROVEMENT BONDS OF THE DISTRICT TO BE REPAID WITH SECONDARY PROPERTY TAXES.

A “NO” VOTE SHALL NOT AUTHORIZE THE SAHUARITA UNIFIED SCHOOL DISTRICT NO. 30 OF PIMA COUNTY, ARIZONA GOVERNING BODY TO ISSUE AND SELL SUCH BONDS OF THE DISTRICT.

BOND APPROVAL, YES	<input type="checkbox"/>
BOND APPROVAL, NO	<input type="checkbox"/>

[At the discretion of the County elections department, the question set forth above may be presented on the actual ballot in summary form, reading substantially as follows:]

A “yes” vote shall authorize the Sahuarita Unified School District Governing Board to issue and sell \$50,000,000 of school improvement bonds of the District to be repaid with secondary property taxes.

A “no” vote shall not authorize the Sahuarita Unified School District Governing Board to issue and sell such bonds of the District.

PROPOSICIÓN 401

DISTRITO ESCOLAR UNIFICADO NO. 30 DE SAHUARITA 7 DE NOVIEMBRE DE 2023

ELECCIÓN ESPECIAL DE BONOS

BOLETA DE MUESTRA

¿Se debe autorizar al Distrito Escolar Unificado Núm. 30 de Sahuarita del Condado de Pima, Arizona (el “*Distrito*”) para emitir y vender bonos de obligación general de la cantidad principal que no excedan de \$50,000,000 para proporcionar dinero para los siguientes propósitos:

- Construir edificios escolares;
- Renovar edificios escolares;
- Comprar vehículos de transporte estudiantil;
- Adquirir por compra o arriendo terrenos escolares;
- Mejorar el recinto escolar, incluidos caminos adyacentes al mismo;
- Dotar a los edificios escolares con muebles, equipos y tecnología;
- Liquidar las deudas generadas para los propósitos descritos aquí;
- Proveer todos los servicios públicos y otros bienes de capital necesarios para la construcción y renovación de los edificios escolares y para el mejoramiento de los recintos escolares;
- Pagar todos los costos de arquitectura, diseño, ingeniería, manejo del proyecto y de la construcción y otros costos generados en conexión con los propósitos antes expuestos;
- y
- Pagar todos los costos legales, financieros y otros costos en conexión con la emisión de los bonos?

Los bonos devengarán interés a tasas no superiores a un 12% por año. El interés puede evidenciarse por certificados separados y será pagado el 1 de enero y el 1 de julio de cada año hasta el vencimiento de los bonos. Los bonos, y cualquier bono que se emita para reembolsar los bonos del Distrito, pueden ser vendidos a precios que incluyan primas no mayores que los permitidos por la ley. Los bonos se pueden reembolsar mediante la emisión de bonos de reembolso de un vencimiento medio ponderado inferior al 75% del vencimiento medio ponderado de los bonos que se reembolsen. Los bonos serán en denominaciones de \$5,000 cada uno o en múltiples de \$5,000 y vencerán el primer día de enero o de julio en años determinados por la Junta Directiva del Distrito. Los bonos vencerán durante un período (i) no menor que (1) año (o parte de eso) o (ii) no mayor de 20 años a partir de la fecha de su emisión. La emisión de estos bonos resultará en un aumento del impuesto sobre la propiedad suficiente para pagar el servicio anual de la deuda de los bonos.

Las mejoras de capital que se proponen financiar por medio de esta emisión de bonos excederán los límites del estado y son adicionales a los dineros proporcionados por el estado. El Distrito Escolar Unificado de Sahuarita está proponiendo emitir bonos de obligación general de la Clase B por un total de \$50,000,000 para financiar mejoras de capital por sobre aquellos financiados por el estado. Bajo el sistema de financiación de capital Students FIRST, el Distrito Escolar Unificado de Sahuarita tiene derecho a dineros del estado para construcción nueva y renovación de edificios escolares de conformidad con la ley estatal.

UN VOTO “SÍ” AUTORIZARÁ A LA JUNTA DIRECTIVA DEL DISTRITO ESCOLAR UNIFICADO NO. 30 DE SAHUARITA DEL CONDADO DE PIMA, ARIZONA PARA EMITIR Y VENDER BONOS DE MEJORAS ESCOLARES DEL DISTRITO EN LA CANTIDAD DE \$50,000,000 Y SER REEMBOLSADOS CON IMPUESTOS SECUNDARIOS SOBRE LA PROPIEDAD.

UN VOTO “NO” NO AUTORIZARÁ A LA JUNTA DIRECTIVA DEL DISTRITO ESCOLAR UNIFICADO NÚM. 30 DE SAHUARITA DEL CONDADO DE PIMA, ARIZONA, PARA EMITIR Y VENDER TALES BONOS DEL DISTRITO.

APROBACIÓN DE BONOS, SÍ	<input type="checkbox"/>
APROBACIÓN DE BONOS, NO	<input type="checkbox"/>

[A discreción del departamento de elecciones del Condado, la pregunta antes mencionada puede ser presentada en la boleta electoral en forma abreviada, y se leerá sustancialmente como sigue:]

Un voto “sí” autorizará a la Junta Directiva del Distrito Unificado de Sahuarita para emitir y vender bonos de mejoras escolares del Distrito en la cantidad de \$50,000,000 y ser reembolsados con impuestos secundarios sobre la propiedad.

Un voto “no” no autorizará a la Junta Directiva del Distrito Escolar Unificado de Sahuarita para emitir y vender tales bonos del Distrito.

PROPOSITION 413

CITY OF TUCSON

PROPOSED CHARTER AMENDMENT TO INCREASE COUNCILMEMBERS' SALARIES TO EQUAL, AND THE MAYOR'S SALARY TO BE 1.25 TIMES, THE SALARY FOR MEMBERS OF THE BOARD OF SUPERVISORS SET BY A.R.S. § 11-419(A), WITH MAYOR AND COUNCIL SALARIES TO BE ADJUSTED THEREAFTER IN CONFORMITY WITH ANY AMENDMENT TO A.R.S. § 11-419(A).

A "YES" vote shall have the effect of increasing the salary of the Mayor from \$42,000 per year to 1.25 times the salary set for members of the Pima County Board of Supervisors by A.R.S. § 11-419(A), and increasing the salaries of the Council Members from \$24,000 per year to equal the salary set for members of the Pima County Board of Supervisors by A.R.S. § 11-419(A), both increases to be effective December 4, 2023, with Mayor and Council salaries to be correspondingly adjusted thereafter in conformity with any adjustments to the salary for Board members made through amendment of A.R.S. § 11-419(A).

A "NO" vote shall have the effect of continuing the salary of the Mayor at the pre-existing level of \$42,000 per year, and the salaries of the Council Members at the pre-existing level of \$24,000 per year.

Yes	<input type="checkbox"/>
No	<input type="checkbox"/>

PROPOSICIÓN 413

CIUDAD DE TUCSON

LA ENMIENDA QUE SE PROPONE PARA LA CARTA CONSTITUTIVA SOBRE AUMENTAR EL SALARIO DEL ALCALDE A 1.25 VECES Y EL DE LOS CONCEJALES PARA QUE IGUALE EL SALARIO DE LOS MIEMBROS DE LA JUNTA DE SUPERVISORES SEGUN A.R.S § 11-419(A), Y AUMENTAR PROPORCIONALMENTE LOS SALARIOS DEL ALCALDE Y LOS CONCEJALES EN CONFORMIDAD CON CUALQUIER ENMIENDA A A.R.S § 11-419(A).

Un voto de “SI” debe tener como efecto aumentar el salario del Alcalde de \$42,000 al año a 1.25 veces el salario establecido para los miembros de la Junta de Supervisores del Condado Pima según A.R.S § 11-419(A), y aumentar el salario de los miembros del Concejo de \$24,000 al año al salario establecido para los miembros de la Junta de Supervisores del Condado Pima según A.R.S § 11-419(A), ambos aumentos deben entrar en vigor el 4 de diciembre de 2023, y los salarios del Alcalde y los miembros del Concejo deben aumentar proporcionalmente según ocurra un aumento de salario para los miembros de la Junta en conformidad con cualquier enmienda a A.R.S § 11-419(A).

Un voto de “NO” debe tener como efecto la permanencia del salario del Alcalde en el nivel pre-existente de \$42,000 al año, y los salarios de los miembros del Concejo en el nivel pre-existente de \$24,000 al año.

Sí	<input type="checkbox"/>
No	<input type="checkbox"/>

PROPOSITION 496

TUCSON UNIFIED SCHOOL DISTRICT NO. 1 NOVEMBER 7, 2023

SPECIAL BOND ELECTION

SAMPLE BALLOT

Shall Tucson Unified School District No. 1 of Pima County, Arizona (“*District*”), be allowed to issue and sell general obligation bonds in the principal amount of not to exceed \$480,000,000 to provide money for the following purposes:

- Constructing school buildings;
- Renovating school buildings;
- Purchasing pupil transportation vehicles;
- Acquiring by purchase or lease school lots;
- Improving school grounds, including adjacent ways thereto;
- Supplying school buildings with furniture, equipment and technology;
- Liquidating indebtedness incurred for the purposes set forth herein;
- Providing all utilities and other capital items necessary for the construction and renovation of school buildings and for improving school grounds;
- Paying all architectural, design, engineering, project and construction management and other costs incurred in connection with the purposes set forth above; and
- Paying all legal, financial and other costs in connection with issuance of the bonds?

The bonds will bear interest at rates not exceeding 12% per year. Interest may be evidenced by separate certificates and will be paid on January 1 and July 1 each year until the bonds mature. The bonds, and any bonds issued to refund the District’s bonds, may be sold at prices that include premiums not greater than permitted by law. The bonds may be refunded by the issuance of refunding bonds of a weighted average maturity of less than 75% of the weighted average maturity of the bonds being refunded. Bonds will be in the denominations of \$5,000 each or in multiples of \$5,000 and will mature on the first day of January and/or July in years determined by the District’s governing board. The bonds shall mature over a period of not (i) less than one (1) year (or a portion thereof) or (ii) more than twenty (20) years from the date of their issuance. The issuance of these bonds will result in a property tax increase sufficient to pay the annual debt service on bonds.

The capital improvements that are proposed to be funded through this bond issuance are to exceed the State standards and are in addition to monies provided by the State. Tucson Unified School District is proposing to issue Class B general obligation bonds totaling \$480,000,000 to fund capital improvements over and above those funded by the State. Under the Students FIRST capital funding system, Tucson Unified School District is entitled to State monies for new construction and renovation of school buildings in accordance with State law.

A “YES” VOTE SHALL AUTHORIZE THE TUCSON UNIFIED SCHOOL DISTRICT NO. 1 OF PIMA COUNTY, ARIZONA GOVERNING BODY TO ISSUE AND SELL \$480,000,000 OF SCHOOL IMPROVEMENT BONDS OF THE DISTRICT TO BE REPAID WITH SECONDARY PROPERTY TAXES.

A “NO” VOTE SHALL NOT AUTHORIZE THE TUCSON UNIFIED SCHOOL DISTRICT NO. 1 OF PIMA COUNTY, ARIZONA GOVERNING BODY TO ISSUE AND SELL SUCH BONDS OF THE DISTRICT.

BOND APPROVAL, YES	<input type="checkbox"/>
BOND APPROVAL, NO	<input type="checkbox"/>

[At the discretion of the County elections department, the question set forth above may be presented on the actual ballot in summary form, reading substantially as follows:]

A “yes” vote shall authorize the Tucson Unified School District Governing Board to issue and sell \$480,000,000 of school improvement bonds of the District to be repaid with secondary property taxes.

A “no” vote shall not authorize the Tucson Unified School District Governing Board to issue and sell such bonds of the District.

PROPOSICIÓN 496

DISTRITO ESCOLAR UNIFICADO NÚM. 1 DE TUCSON 7 DE NOVIEMBRE DE 2023

ELECCIÓN ESPECIAL DE BONOS

BOLETA DE MUESTRA

¿Se debe autorizar al Distrito Escolar Unificado Núm. 1 de Tucson del Condado de Pima, Arizona (“*Distrito*”) a emitir y vender bonos de obligación general con un monto principal que no excederá \$480,000,000 para proporcionar dinero para los siguientes propósitos:

- Construir edificios escolares;
- Renovar edificios escolares;
- Comprar vehículos de transporte estudiantil;
- Adquirir por compra o arriendo lotes escolares;
- Mejorar el recinto escolar, incluyendo caminos contiguos al mismo;
- Proporcionar a los edificios escolares con muebles, equipos y tecnología;
- Liquidar las deudas generadas para los propósitos descritos aquí;
- Proveer todos los servicios públicos y otros bienes de capital necesarios para la construcción y renovación de los edificios escolares y para el mejoramiento de los recintos escolares;
- Pagar todos los gastos de arquitectura, diseño, ingeniería, manejo de proyecto, dirección de obras de construcción y otros gastos incurridos en conexión con los propósitos establecidos anteriormente ; y
- Pagar todos los gastos legales, financieros y otros gastos relacionados con la emisión de los bonos?

Los bonos tendrán tasas de interés que no excederán el 12% anual. El interés puede evidenciarse por certificados separados y será pagado el 1 de enero y el 1 de julio de cada año hasta el vencimiento de los bonos. Los bonos, y cualquier bono que se emita para reembolsar los bonos del Distrito, pueden ser vendidos a precios que incluyan primas no mayores de lo permitido por la ley. Los bonos podrán ser reembolsados mediante la emisión de bonos de reembolso de un vencimiento promedio inferior al 75% del vencimiento promedio de los bonos que se reembolsen. Los bonos serán en denominaciones de \$5,000 cada uno o en múltiples de \$5,000 y se vencerán el primer día de enero y/o de julio en años determinados por la Junta Directiva del Distrito. Los bonos se vencerán durante un período (i) no menos de un (1) año (o parte del mismo) o (ii) no más de 20 años a partir de la fecha de su emisión. La emisión de estos bonos resultará en un aumento del impuesto sobre la propiedad suficiente para pagar el servicio anual de la deuda de los bonos.

Las mejoras de capital que se proponen financiar por medio de esta emisión de bonos excederán los estándares del estado y son adicionales a los dineros proporcionados por el estado. El Distrito Escolar Unificado de Tucson está proponiendo emitir bonos de obligación general de la Clase B por un total de \$480,000,000 para financiar mejoras de capital más allá de aquellos financiados por el estado. Bajo el sistema de financiación de capital Students FIRST, el Distrito Escolar Unificado de Tucson tiene derecho a fondos del estado para construcción y renovación de edificios escolares de acuerdo con la ley estatal.

UN VOTO “SÍ” AUTORIZARÁ A LA JUNTA DIRECTIVA DEL DISTRITO ESCOLAR UNIFICADO NO. 1 DE TUCSON DEL CONDADO DE PIMA, ARIZONA A EMITIR Y VENDER BONOS DE MEJORAS ESCOLARES DEL DISTRITO EN LA CANTIDAD DE \$480,000,000 Y SER REEMBOLSADOS CON IMPUESTOS SECUNDARIOS SOBRE LA PROPIEDAD.

UN VOTO “NO” NO AUTORIZARÁ A LA JUNTA DIRECTIVA DEL DISTRITO ESCOLAR UNIFICADO NÚM. 1 DE TUCSON DEL CONDADO DE PIMA, ARIZONA, A EMITIR Y VENDER TALES BONOS DEL DISTRITO.

APROBACIÓN DE BONOS, SÍ	<input type="checkbox"/>
APROBACIÓN DE BONOS, NO	<input type="checkbox"/>

[A discreción del departamento de elecciones del Condado, la pregunta establecida anteriormente puede ser presentada en la boleta electoral en forma abreviada, y se leerá sustancialmente como sigue:]

Un voto “sí” autorizará a la Junta Directiva del Distrito Unificado de Tucson a emitir y vender bonos de mejoras escolares del Distrito en la cantidad de \$480,000,000 y ser reembolsados con impuestos secundarios sobre la propiedad.

Un voto “no” no autorizará a la Junta Directiva del Distrito Escolar Unificado de Tucson a emitir y vender tales bonos del Distrito.

PROPOSITION 497

FLOWING WELLS UNIFIED SCHOOL DISTRICT NO. 8 NOVEMBER 7, 2023

13% MAINTENANCE AND OPERATION BUDGET OVERRIDE

SAMPLE BALLOT

Shall the Governing Board of Flowing Wells Unified School District No. 8 of Pima County, Arizona (the “*District*”), adopt a General Maintenance and Operation Budget that includes an amount that exceeds the revenue control limit specified by statute by 13% for fiscal year 2024/2025 and for six subsequent years as described below? The fiscal year 2024/2025 budget override authority represents an extension and increase of the existing budget override authority which is scheduled to phase down by one-third for fiscal year 2025/2026, by another one-third for fiscal year 2026/2027, and terminated for fiscal year 2027/2028 if the voters do not approve the override.

The amount of the proposed continuation and increase of the budget override over the alternate budget for fiscal year 2024/2025 is estimated to be \$1,223,359. In fiscal years 2024/2025 through 2028/2029 the amount of the proposed increase will be 13% of the District’s revenue control limit in each of such years, as provided in Section 15-481(P) of the Arizona Revised Statutes. In fiscal years 2029/2030 and 2030/2031, the amount of the proposed increase will be 8.67% and 4.33%, respectively, of the District’s revenue control limit in each of such years, as provided in Section 15-481(P) of the Arizona Revised Statutes.

Any budget increase authorized by this election shall be entirely funded by a levy of taxes on the taxable property in this school district for the year for which adopted and for six (6) subsequent years, shall not be realized from monies furnished by the state and shall not be subject to the limitation on taxes specified in Article IX, Section 18, Constitution of Arizona. Based on the current net assessed valuation used for secondary property tax purposes, to fund the proposed increase in the school district’s budget would require an estimated tax rate of \$2.04 per one hundred dollars of net assessed valuation used for secondary property tax purposes and is in addition to the school district’s tax rate that will be levied to fund the school district’s revenue control limit allowed by law.

BUDGET INCREASE, YES	<input type="checkbox"/>
BUDGET INCREASE, NO	<input type="checkbox"/>

[At the discretion of the County elections department, the question set forth above may be presented on the actual ballot in summary form, reading substantially as follows:]

A “yes” vote shall authorize the Flowing Wells Unified School District Governing Board to continue and increase the existing maintenance and operation budget override authority and resulting tax, which includes an amount that exceeds the District’s revenue control limit.

A “no” vote shall not authorize the Flowing Wells Unified School District Governing Board to increase the existing maintenance and operation budget override authority and resulting tax.

PROPOSICIÓN 497

DISTRITO ESCOLAR UNIFICADO NÚM. 8 DE FLOWING WELLS 7 DE NOVIEMBRE DE 2023

13% DE AUMENTO AL PRESUPUESTO DE MANTENIMIENTO Y OPERACIONES

BOLETA DE MUESTRA

¿Debe la Junta Directiva del Distrito Escolar Unificado Núm. 8 de Flowing Wells del Condado de Pima, Arizona (el “*Distrito*”), adoptar un Presupuesto General de Mantenimiento y Operaciones que incluye un importe que excede el límite de control de ingresos especificado por estatuto en un 13% para el año fiscal 2024/2025 y por los seis años subsiguientes, como se describe a continuación? La autorización de aumento al presupuesto del año fiscal 2024/2025 representa una extensión y un incremento de la existente autorización de aumento al presupuesto, que está programado para ser reducido gradualmente en un tercio en el año fiscal 2025/2026, en otro tercio en el año fiscal 2026/2027 y terminar el año fiscal 2027/2028 si los electores no aprueban el aumento.

El monto de la continuación e incremento del aumento al presupuesto propuesto por sobre el presupuesto alterno para el año fiscal 2024/2025 se estima que será de \$1,223,359. En los años fiscales 2024/2025 al 2028/2029 el importe del aumento propuesto será 13% del límite de control de ingresos del Distrito en cada uno de esos años, como está dispuesto en la sección 15-481(P) de los Estatutos Revisados de Arizona. En los años fiscales 2029/2030 y 2030/2031 el importe del aumento propuesto será de 8.67% y 4.33% respectivamente, del límite de control de ingresos del Distrito en cada uno de esos años, como está dispuesto en la sección 15-481(P) de los Estatutos Revisados de Arizona.

Cualquier aumento al presupuesto autorizado por esta elección será totalmente financiado por una imposición de impuestos sobre la propiedad gravada de este distrito escolar en el año en que se adopta y por los seis (6) años subsiguientes, no será realizado con dinero proporcionado por el estado, y no estará sujeto a las limitaciones de impuestos especificadas en la sección 18 del artículo IX de la Constitución de Arizona. Con base en la actual valoración tasada neta que se utiliza para propósitos de impuestos secundarios sobre la propiedad, para financiar el aumento propuesto en el presupuesto del distrito escolar se requerirá de una tasa de impuestos estimada de \$2.04 por cada cien dólares de la valoración tasada neta que se utiliza para propósitos de impuestos secundarios sobre la propiedad y es en adición a la tasa de impuesto del distrito escolar que será impuesta para financiar el límite de control de ingresos del distrito escolar permitido por la ley.

AUMENTO AL PRESUPUESTO, SÍ	<input type="checkbox"/>
AUMENTO AL PRESUPUESTO, NO	<input type="checkbox"/>

[A discreción del departamento de elecciones del Condado, la pregunta antes mencionada puede ser presentada en la boleta electoral en forma abreviada, y se leerá sustancialmente como sigue:]

Un voto “sí” autorizará a la Junta Directiva del Distrito Escolar Unificado de Flowing Wells a que continúe e incremente la autorización existente de aumento al presupuesto de mantenimiento y operación y el impuesto resultante, que incluye un monto que excede el límite de control de ingresos del Distrito.

Un voto “no” no autorizará a la Junta Directiva del Distrito Escolar Unificado de Flowing Wells a que incremente la autorización de aumento al presupuesto existente de mantenimiento y operación y el impuesto resultante.

PROPOSITION 498

SUNNYSIDE UNIFIED SCHOOL DISTRICT NO. 12 NOVEMBER 7, 2023

8% MAINTENANCE AND OPERATION BUDGET OVERRIDE

SAMPLE BALLOT

Shall the Governing Board of Sunnyside Unified School District No. 12 of Pima County, Arizona (the “*District*”), adopt a General Maintenance and Operation Budget that includes an amount that exceeds the revenue control limit specified by statute by 8.00% for fiscal year 2024/2025 and for six subsequent years as described below?

The amount of the proposed increase of the proposed budget over the alternate budget for fiscal year 2024/2025 is estimated to be \$8,072,542. In fiscal years 2024/2025 through 2028/2029 the amount of the proposed increase will be 8.00% of the District’s revenue control limit in each of such years, as provided in Section 15-481(P) of the Arizona Revised Statutes. In fiscal years 2029/2030 and 2030/2031, the amount of the proposed increase will be 5.33% and 2.67%, respectively, of the District’s revenue control limit in each of such years, as provided in Section 15-481(P) of the Arizona Revised Statutes.

Any budget increase authorized by this election shall be entirely funded by a levy of taxes on the taxable property in this school district for the year for which adopted and for six (6) subsequent years, shall not be realized from monies furnished by the state and shall not be subject to the limitation on taxes specified in Article IX, Section 18, Constitution of Arizona. Based on the current net assessed valuation used for secondary property tax purposes, to fund the proposed increase in the school district’s budget would require an estimated tax rate of \$1.36 per one hundred dollars of net assessed valuation used for secondary property tax purposes and is in addition to the school district’s tax rate that will be levied to fund the school district’s revenue control limit allowed by law.

BUDGET INCREASE, YES	<input type="checkbox"/>
BUDGET INCREASE, NO	<input type="checkbox"/>

[At the discretion of the County elections department, the question set forth above may be presented on the actual ballot in summary form, reading substantially as follows:]

A “yes” vote shall authorize the Sunnyside Unified School District Governing Board to adopt a maintenance and operation budget which includes an amount that exceeds the District’s revenue control limit.

A “no” vote shall not authorize the Sunnyside Unified School District Governing Board to adopt a maintenance and operation budget which includes an amount that exceeds its revenue control limit.

PROPOSICIÓN 498

DISTRITO ESCOLAR UNIFICADO NÚM. 12 DE SUNNYSIDE 7 DE NOVIEMBRE DE 2023

8% DE AUMENTO AL PRESUPUESTO DE MANTENIMIENTO Y OPERACIONES

BOLETA DE MUESTRA

¿Debe la Junta Directiva del Distrito Escolar Unificado Núm. 12 de Sunnyside del Condado de Pima, Arizona (el “*Distrito*”), adoptar un Presupuesto General de Mantenimiento y Operaciones que incluye un importe que excede el límite de control de ingresos especificado por estatuto en un 8.00% para el año fiscal 2024/2025 y por los seis años subsiguientes, como se describe a continuación?

El monto del aumento propuesto al presupuesto propuesto para exceder el presupuesto alterno para el año fiscal 2024/2025 se estima que será de \$8,072,542. En los años fiscales 2024/2025 al 2028/2029 el importe del aumento propuesto será 8.00% del límite de control de ingresos del Distrito en cada uno de esos años, como está dispuesto en la sección 15-481(P) de los Estatutos Revisados de Arizona. En los años fiscales 2029/2030 y 2030/2031 el importe del aumento propuesto será de 5.33% y 2.67% respectivamente, del límite de control de ingresos del Distrito en cada uno de esos años, como está dispuesto en la sección 15-481(P) de los Estatutos Revisados de Arizona.

Cualquier aumento al presupuesto autorizado por esta elección será totalmente financiado por una imposición de impuestos sobre la propiedad gravada de este distrito escolar en el año en que se adopta y por los seis (6) años subsiguientes, no será realizado con dinero proporcionado por el estado, y no estará sujeto a las limitaciones de impuestos especificadas en la sección 18 del artículo IX de la Constitución de Arizona. Con base en la actual valoración tasada neta que se usa para propósitos de impuestos secundarios sobre la propiedad, para financiar el aumento propuesto en el presupuesto del distrito escolar se requerirá de una tasa de impuesto estimada de \$1.36 por cada cien dólares de la valoración tasada neta que se utiliza para propósitos de impuestos secundarios sobre la propiedad y es en adición a la tasa de impuesto del distrito escolar que será impuesta para financiar el límite del control de ingresos del distrito escolar permitido por la ley.

AUMENTO AL PRESUPUESTO, SÍ	<input type="checkbox"/>
AUMENTO AL PRESUPUESTO, NO	<input type="checkbox"/>

[A discreción del departamento de elecciones del Condado, la pregunta antes mencionada puede ser presentada en la boleta electoral en forma abreviada, y se leerá sustancialmente como sigue:]

Un voto “sí” autorizará a la Junta Directiva del Distrito Escolar Unificado de Sunnyside a que adopte un presupuesto de mantenimiento y operaciones que incluye un monto que excede el límite de control de ingresos del Distrito.

Un voto “no” no autorizará a la Junta Directiva del Distrito Escolar Unificado de Sunnyside a que adopte un presupuesto de mantenimiento y operaciones que incluye un monto que excede su límite de control de ingresos.

PROPOSITION 499

SUNNYSIDE UNIFIED SCHOOL DISTRICT NO. 12
NOVEMBER 7, 2023

DISTRICT ADDITIONAL ASSISTANCE BUDGET OVERRIDE ELECTION

SAMPLE BALLOT

Shall the Governing Board of Sunnyside Unified School District No. 12 of Pima County, Arizona (the “*District*”), adopt a budget that includes an amount for capital purposes that exceeds the district additional assistance budget limit by the lesser of \$7,000,000 or 10% of the District’s revenue control limit per fiscal year for fiscal year 2024/2025 and the six fiscal years thereafter? As required by statute, the district additional assistance budget override amount is limited to 10% of the revenue control limit for each year.

The amount of the proposed increase of the proposed budget over the alternate budget for fiscal year 2024/2025 is estimated to be \$7,000,000.

Any budget increase authorized by this election shall be entirely funded by a levy of taxes upon the taxable property within this school district for the year in which adopted and for six subsequent years, shall not be realized from monies furnished by the state and shall not be subject to the limitation on taxes specified in Article IX, Section 18, Constitution of Arizona. Based on the current net assessed valuation used for secondary property tax purposes, to fund the proposed increase in the school district’s budget would require an estimated tax rate of \$1.18 per one hundred dollars of net assessed valuation used for secondary property tax purposes and is in addition to the school district’s tax rate which will be levied to fund the school district’s district additional assistance allowed by law.

The capital improvements that are proposed to be funded through this override election are to exceed the State standards and are in addition to monies provided by the State.

Sunnyside Unified School District is proposing to increase its budget by not more than the lesser of \$7,000,000 or 10% of the District’s revenue control limit to fund capital improvements over and above those funded by the State. Under the Students FIRST capital funding system, Sunnyside Unified School District is entitled to State monies for new construction and renovation of school buildings in accordance with State law.

BUDGET INCREASE, YES	<input type="checkbox"/>
BUDGET INCREASE, NO	<input type="checkbox"/>

[At the discretion of the County elections department, the question set forth above may be presented on the actual ballot in summary form, reading substantially as follows:]

A “yes” vote shall authorize the Sunnyside Unified School District Governing Board to adopt a budget which includes an amount for capital purposes that exceeds its district additional assistance budget limit by the lesser of \$7,000,000 or 10% of the District’s revenue control limit.

A “no” vote shall not authorize the Sunnyside Unified School District Governing Board to adopt a budget which includes an amount for capital purposes that exceeds its district additional assistance budget limit by up to \$7,000,000 or 10% of the District’s revenue control limit.

PROPOSICIÓN 499

DISTRITO ESCOLAR UNIFICADO NÚM. 12 DE SUNNYSIDE 7 DE NOVIEMBRE DE 2023

ELECCIÓN SOBRE EL AUMENTO AL PRESUPUESTO DE ASISTENCIA ADICIONAL DEL DISTRITO

BOLETA DE MUESTRA

¿Debe la Junta Directiva del Distrito Escolar Unificado Núm. 12 de Sunnyside, del Condado de Pima, Arizona (el “Distrito”) adoptar un presupuesto que incluye un importe para propósitos de capital que excede el límite del presupuesto de asistencia adicional del distrito en lo que sea menor de \$7,000,000 o 10% del límite de control de ingresos del Distrito por ejercicio fiscal para el año fiscal 2024/2025 y los seis años fiscales de allí en adelante? Como lo requiere la ley, el importe de aumento al presupuesto de asistencia adicional del distrito está limitado al 10% del límite de control de ingresos de cada año.

El monto del aumento propuesto al presupuesto propuesto por sobre el presupuesto alterno para el año fiscal 2024/2025 se estima que será de \$7,000,000.

Cualquier aumento al presupuesto autorizado por esta elección será totalmente financiado por una imposición de impuestos sobre la propiedad gravada dentro de este distrito escolar en el año en que se adopta y por los seis años subsiguientes, no será realizado con dinero proporcionado por el estado, y no estará sujeto a las limitaciones de impuestos especificadas en la sección 18 del artículo IX de la Constitución de Arizona. Con base en la actual valoración tasada neta que se utiliza para propósitos de impuestos secundarios sobre la propiedad, para financiar el aumento propuesto en el presupuesto del distrito escolar se requerirá de una tasa de impuestos estimada de \$1.18 por cada cien dólares de la valoración tasada neta que se utiliza para propósitos de impuestos secundarios sobre la propiedad y es en adición a la tasa de impuestos del distrito escolar que será impuesta para financiar el presupuesto de asistencia adicional del distrito del Distrito escolar permitido por la ley.

Las mejoras de capital que se proponen financiar por medio de esta elección de aumento al presupuesto excederán los estándares del estado y son adicionales a los fondos proporcionados por el estado.

El Distrito Escolar Unificado de Sunnyside propone aumentar su presupuesto en no más de lo menor de \$7,000,000 o 10% del límite de control de ingresos del Distrito, para financiar mejoras de capital por sobre aquellas financiadas por el estado. Bajo el sistema de financiación de capital *Students FIRST*, el Distrito Escolar Unificado de Sunnyside tiene derecho a fondos del estado para construcción nueva y renovación de edificios escolares de conformidad con la ley estatal.

AUMENTO AL PRESUPUESTO, SÍ

☐

AUMENTO AL PRESUPUESTO, NO

☐

[A discreción del departamento de elecciones del Condado, la pregunta antes mencionada puede ser presentada en la boleta electoral en forma abreviada, y se leerá sustancialmente como sigue:]

Un voto “sí” autorizará a que la Junta Directiva del Distrito Escolar Unificado de Sunnyside adopte un presupuesto que incluye un importe para propósitos de capital que excede el límite de presupuesto de

asistencia adicional del distrito en lo que sea menor de \$7,000,000 o 10% del límite de control de ingresos del Distrito.

Un voto “no” no autorizará a que la Junta Directiva del Distrito Escolar Unificado de Sunnyside adopte un presupuesto que incluye un importe para propósitos de capital que excede el límite de presupuesto de asistencia adicional del distrito en hasta \$7,000,000 o 10% del límite de control de ingresos del Distrito.

Proposition Text

Vail Incorporation Election
November 7, 2023

PROPOSITION 402

VAIL INCORPORATION ELECTION

Shall the area described in Petition No. I-1-2023 be incorporated as the Town of Vail, Arizona pursuant to Arizona Revised Statute § 9-101?

A "yes" vote shall have the effect of authorizing the incorporation of the Town of Vail.

A "no" vote shall have the effect of not authorizing the incorporation of the Town of Vail.

In favor of incorporation, Yes	<input type="checkbox"/>
Against incorporation, No	<input type="checkbox"/>

PROPOSICIÓN 402

ELECCIÓN DE INCORPORACIÓN DE VAIL

¿Se deberá incorporar el área descrita en la Petición Num. I-1-2023 como el Pueblo de Vail, Arizona de acuerdo con los estatutos revisados de Arizona § 9-101?

Un voto "sí" tendrá el efecto de autorizar la incorporación de el Pueblo de Vail.

Un voto "no" tendrá el efecto de no autorizar la incorporación de el Pueblo de Vail.

A favor de la incorporación, Sí	<input type="checkbox"/>
En contra de la incorporación, No	<input type="checkbox"/>

Election Summary Results

Consolidated Election
November 7, 2023

STATISTICS

	TOTAL	Mail & Early	PROV
Registered Voters - Total	395,261		
Ballots Cast - Total	124,496	124,496	0
Ballots Cast - Blank	45	45	0
Voter Turnout - Total	31.50%		

Summary Results Report
Consolidated Elections
November 7, 2023

OFFICIAL RESULTS

Pima County

Mayor City of Tucson

Vote For 1

	TOTAL	Mail & Early	PROV
ROMERO, REGINA (DEM)	57,559	57,559	0
WITTENBRAKER, JANET "JL" (REP)	30,740	30,740	0
KERSCHEN, ARTHUR (LBT)	1,326	1,326	0
ACKERLEY, ED (IND)	6,241	6,241	0
Write-In Totals	155	155	0
Overvotes	40	40	0
Undervotes	738	738	0
Contest Totals	96,799	96,799	0

Council Member Ward 1 City of Tucson

Vote For 1

	TOTAL	Mail & Early	PROV
SANTA CRUZ, LANE (DEM)	58,296	58,296	0
LEM, VICTORIA (REP)	35,845	35,845	0
Write-In Totals	207	207	0
Overvotes	9	9	0
Undervotes	2,442	2,442	0
Contest Totals	96,799	96,799	0

Council Member Ward 2 City of Tucson

Vote For 1

	TOTAL	Mail & Early	PROV
CUNNINGHAM, PAUL (DEM)	59,972	59,972	0
SHACK, ERNIE (REP)	30,980	30,980	0
SPICER, PENDLETON "PENNY" (LBT)	3,513	3,513	0
Write-In Totals	115	115	0
Overvotes	55	55	0
Undervotes	2,164	2,164	0
Contest Totals	96,799	96,799	0

Council Member Ward 4 City of Tucson

Vote For 1

	TOTAL	Mail & Early	PROV
LEE, NIKKI (DEM)	60,165	60,165	0
KAPLOWITCH, ROSS (REP)	32,768	32,768	0
Write-In Totals	162	162	0
Overvotes	2	2	0
Undervotes	3,702	3,702	0
Contest Totals	96,799	96,799	0

PROPOSITION 413 City of Tucson

Vote For 1

	TOTAL	Mail & Early	PROV
Yes	47,165	47,165	0
No	46,876	46,876	0
Overvotes	8	8	0
Undervotes	2,750	2,750	0
Contest Totals	96,799	96,799	0

PROPOSITION 400 - Altar Valley Elementary School District No. 51

Vote For 1

	TOTAL	Mail & Early	PROV
Budget Override Continuation, Yes	558	558	0
Budget Override Continuation, No	339	339	0
Overvotes	0	0	0
Undervotes	0	0	0
Contest Totals	897	897	0

PROPOSITION 401 - Sahuarita Unified School District NO. 30

Vote For 1

	TOTAL	Mail & Early	PROV
Bond Approval, Yes	2,971	2,971	0
Bond Approval, No	2,161	2,161	0
Overvotes	1	1	0
Undervotes	6	6	0
Contest Totals	5,139	5,139	0

PROPOSITION 496 - Tucson Unified School District (TUSD) No. 1

Vote For 1

	TOTAL	Mail & Early	PROV
Bond Approval, Yes	54,631	54,631	0
Bond Approval, No	37,913	37,913	0
Overvotes	9	9	0
Undervotes	2,804	2,804	0
Contest Totals	95,357	95,357	0

PROPOSITION 497 - Flowing Wells Unified School District No. 8

Vote For 1

	TOTAL	Mail & Early	PROV
Budget Increase, Yes	2,146	2,146	0
Budget Increase, No	1,504	1,504	0
Overvotes	1	1	0
Undervotes	37	37	0
Contest Totals	3,688	3,688	0

PROPOSITION 498 - Sunnyside Unified School District No. 12

Vote For 1

	TOTAL	Mail & Early	PROV
Budget Increase, Yes	4,314	4,314	0
Budget Increase, No	2,455	2,455	0
Overvotes	2	2	0
Undervotes	312	312	0
Contest Totals	7,083	7,083	0

PROPOSITION 499 - Sunnyside Unified School District No. 12

Vote For 1

	TOTAL	Mail & Early	PROV
Budget Increase, Yes	4,198	4,198	0
Budget Increase, No	2,680	2,680	0
Overvotes	1	1	0
Undervotes	204	204	0
Contest Totals	7,083	7,083	0

Election Summary Results

Vail Incorporation Election
November 7, 2023

STATISTICS

	TOTAL	Polls	Mail & Early	PROV
Registered Voters - Total	14,426			
Ballots Cast - Total	7,906	1,222	6,675	9
Ballots Cast - Blank	1	0	1	0
Voter Turnout - Total	54.80%			

PROPOSITION 402 - Vail Incorporation

Vote For 1

	TOTAL	Polls	Mail & Early	PROV
In favor of incorporation, Yes	2,995	370	2,622	3
Against incorporation, No	4,909	852	4,051	6
Overvotes	1	0	1	0
Undervotes	1	0	1	0
Contest Totals	7,906	1,222	6,675	9

Statement of Votes Cast

Consolidated Election
November 7, 2023

007

STATISTICS			
	TOTAL	Mail & Early	PROV
Registered Voters - Total	96		
Ballots Cast - Total	27	27	0
Ballots Cast - Blank	0	0	0
Voter Turnout - Total	28.12%		

PROPOSITION 400 - Altar Valley Elementary School District No. 51
Vote For 1

	TOTAL	Mail & Early	PROV
Budget Override Continuation, Yes	13	13	0
Budget Override Continuation, No	14	14	0
Overvotes	0	0	0
Undervotes	0	0	0
Contest Totals	27	27	0

008

STATISTICS

	TOTAL	Mail & Early	PROV
Registered Voters - Total	572		
Ballots Cast - Total	179	179	0
Ballots Cast - Blank	0	0	0
Voter Turnout - Total	31.29%		

PROPOSITION 401 - Sahuarita Unified School District NO. 30

Vote For 1

	TOTAL	Mail & Early	PROV
Bond Approval, Yes	97	97	0
Bond Approval, No	82	82	0
Overvotes	0	0	0
Undervotes	0	0	0
Contest Totals	179	179	0

STATEMENT OF VOTES CAST

Consolidated Elections

November 7, 2023

OFFICIAL RESULTS

Pima County

009

STATISTICS

	TOTAL	Mail & Early	PROV
Registered Voters - Total	2,734		
Ballots Cast - Total	1,241	1,241	0
Ballots Cast - Blank	2	2	0
Voter Turnout - Total	45.39%		

Mayor City of Tucson

Vote For 1

	TOTAL	Mail & Early	PROV
ROMERO, REGINA (DEM)	641	641	0
WITTENBRAKER, JANET "JL" (REP)	482	482	0
KERSCHEN, ARTHUR (LBT)	11	11	0
ACKERLEY, ED (IND)	97	97	0
Write-In Totals	0	0	0
Overvotes	0	0	0
Undervotes	10	10	0
Contest Totals	1,241	1,241	0

Council Member Ward 1 City of Tucson

Vote For 1

	TOTAL	Mail & Early	PROV
SANTA CRUZ, LANE (DEM)	655	655	0
LEM, VICTORIA (REP)	546	546	0
Write-In Totals	0	0	0
Overvotes	0	0	0
Undervotes	40	40	0
Contest Totals	1,241	1,241	0

STATEMENT OF VOTES CAST

Consolidated Elections

November 7, 2023

OFFICIAL RESULTS

Pima County

009

Council Member Ward 2 City of Tucson

Vote For 1

	TOTAL	Mail & Early	PROV
CUNNINGHAM, PAUL (DEM)	691	691	0
SHACK, ERNIE (REP)	484	484	0
SPICER, PENDLETON "PENNY" (LBT)	36	36	0
Write-In Totals	0	0	0
Overvotes	1	1	0
Undervotes	29	29	0
Contest Totals	1,241	1,241	0

Council Member Ward 4 City of Tucson

Vote For 1

	TOTAL	Mail & Early	PROV
LEE, NIKKI (DEM)	662	662	0
KAPLOWITCH, ROSS (REP)	514	514	0
Write-In Totals	2	2	0
Overvotes	0	0	0
Undervotes	63	63	0
Contest Totals	1,241	1,241	0

PROPOSITION 413 City of Tucson

Vote For 1

	TOTAL	Mail & Early	PROV
Yes	559	559	0
No	643	643	0
Overvotes	0	0	0
Undervotes	39	39	0
Contest Totals	1,241	1,241	0

009

PROPOSITION 496 - Tucson Unified School District (TUSD) No. 1
Vote For 1

	TOTAL	Mail & Early	PROV
Bond Approval, Yes	674	674	0
Bond Approval, No	516	516	0
Overvotes	0	0	0
Undervotes	51	51	0
Contest Totals	1,241	1,241	0

STATEMENT OF VOTES CAST

Consolidated Elections

November 7, 2023

OFFICIAL RESULTS

Pima County

011

STATISTICS

	TOTAL	Mail & Early	PROV
Registered Voters - Total	2		
Ballots Cast - Total	2	2	0
Ballots Cast - Blank	0	0	0
Voter Turnout - Total	100.00%		

Mayor City of Tucson

Vote For 1

	TOTAL	Mail & Early	PROV
ROMERO, REGINA (DEM)	0	0	0
WITTENBRAKER, JANET "JL" (REP)	2	2	0
KERSCHEN, ARTHUR (LBT)	0	0	0
ACKERLEY, ED (IND)	0	0	0
Write-In Totals	0	0	0
Overvotes	0	0	0
Undervotes	0	0	0
Contest Totals	2	2	0

Council Member Ward 1 City of Tucson

Vote For 1

	TOTAL	Mail & Early	PROV
SANTA CRUZ, LANE (DEM)	0	0	0
LEM, VICTORIA (REP)	2	2	0
Write-In Totals	0	0	0
Overvotes	0	0	0
Undervotes	0	0	0
Contest Totals	2	2	0

STATEMENT OF VOTES CAST

Consolidated Elections

November 7, 2023

OFFICIAL RESULTS

Pima County

011

Council Member Ward 2 City of Tucson

Vote For 1

	TOTAL	Mail & Early	PROV
CUNNINGHAM, PAUL (DEM)	0	0	0
SHACK, ERNIE (REP)	2	2	0
SPICER, PENDLETON "PENNY" (LBT)	0	0	0
Write-In Totals	0	0	0
Overvotes	0	0	0
Undervotes	0	0	0
Contest Totals	2	2	0

Council Member Ward 4 City of Tucson

Vote For 1

	TOTAL	Mail & Early	PROV
LEE, NIKKI (DEM)	0	0	0
KAPLOWITCH, ROSS (REP)	2	2	0
Write-In Totals	0	0	0
Overvotes	0	0	0
Undervotes	0	0	0
Contest Totals	2	2	0

PROPOSITION 413 City of Tucson

Vote For 1

	TOTAL	Mail & Early	PROV
Yes	0	0	0
No	2	2	0
Overvotes	0	0	0
Undervotes	0	0	0
Contest Totals	2	2	0

014

STATISTICS			
	TOTAL	Mail & Early	PROV
Registered Voters - Total	0		
Ballots Cast - Total	0	0	0
Ballots Cast - Blank	0	0	0
Voter Turnout - Total	0.00%		

PROPOSITION 497 - Flowing Wells Unified School District No. 8
Vote For 1

	TOTAL	Mail & Early	PROV
Budget Increase, Yes	0	0	0
Budget Increase, No	0	0	0
Overvotes	0	0	0
Undervotes	0	0	0
Contest Totals	0	0	0

STATEMENT OF VOTES CAST

Consolidated Elections

November 7, 2023

OFFICIAL RESULTS

Pima County

016

STATISTICS

	TOTAL	Mail & Early	PROV
Registered Voters - Total	2,900		
Ballots Cast - Total	1,331	1,331	0
Ballots Cast - Blank	0	0	0
Voter Turnout - Total	45.90%		

Mayor City of Tucson

Vote For 1

	TOTAL	Mail & Early	PROV
ROMERO, REGINA (DEM)	660	660	0
WITTENBRAKER, JANET "JL" (REP)	251	251	0
KERSCHEN, ARTHUR (LBT)	11	11	0
ACKERLEY, ED (IND)	112	112	0
Write-In Totals	1	1	0
Overvotes	0	0	0
Undervotes	12	12	0
Contest Totals	1,047	1,047	0

Council Member Ward 1 City of Tucson

Vote For 1

	TOTAL	Mail & Early	PROV
SANTA CRUZ, LANE (DEM)	676	676	0
LEM, VICTORIA (REP)	356	356	0
Write-In Totals	2	2	0
Overvotes	0	0	0
Undervotes	13	13	0
Contest Totals	1,047	1,047	0

STATEMENT OF VOTES CAST

Consolidated Elections

November 7, 2023

OFFICIAL RESULTS

Pima County

016

Council Member Ward 2 City of Tucson

Vote For 1

	TOTAL	Mail & Early	PROV
CUNNINGHAM, PAUL (DEM)	715	715	0
SHACK, ERNIE (REP)	283	283	0
SPICER, PENDLETON "PENNY" (LBT)	23	23	0
Write-In Totals	2	2	0
Overvotes	0	0	0
Undervotes	24	24	0
Contest Totals	1,047	1,047	0

Council Member Ward 4 City of Tucson

Vote For 1

	TOTAL	Mail & Early	PROV
LEE, NIKKI (DEM)	725	725	0
KAPLOWITCH, ROSS (REP)	280	280	0
Write-In Totals	3	3	0
Overvotes	0	0	0
Undervotes	39	39	0
Contest Totals	1,047	1,047	0

PROPOSITION 413 City of Tucson

Vote For 1

	TOTAL	Mail & Early	PROV
Yes	565	565	0
No	458	458	0
Overvotes	0	0	0
Undervotes	24	24	0
Contest Totals	1,047	1,047	0

016

PROPOSITION 496 - Tucson Unified School District (TUSD) No. 1
Vote For 1

	TOTAL	Mail & Early	PROV
Bond Approval, Yes	811	811	0
Bond Approval, No	479	479	0
Overvotes	1	1	0
Undervotes	40	40	0
Contest Totals	1,331	1,331	0

STATEMENT OF VOTES CAST

Consolidated Elections

November 7, 2023

OFFICIAL RESULTS

Pima County

017

STATISTICS

	TOTAL	Mail & Early	PROV
Registered Voters - Total	1,884		
Ballots Cast - Total	756	756	0
Ballots Cast - Blank	0	0	0
Voter Turnout - Total	40.13%		

Mayor City of Tucson

Vote For 1

	TOTAL	Mail & Early	PROV
ROMERO, REGINA (DEM)	541	541	0
WITTENBRAKER, JANET "JL" (REP)	123	123	0
KERSCHEN, ARTHUR (LBT)	10	10	0
ACKERLEY, ED (IND)	72	72	0
Write-In Totals	0	0	0
Overvotes	0	0	0
Undervotes	10	10	0
Contest Totals	756	756	0

Council Member Ward 1 City of Tucson

Vote For 1

	TOTAL	Mail & Early	PROV
SANTA CRUZ, LANE (DEM)	541	541	0
LEM, VICTORIA (REP)	194	194	0
Write-In Totals	2	2	0
Overvotes	0	0	0
Undervotes	19	19	0
Contest Totals	756	756	0

STATEMENT OF VOTES CAST

Consolidated Elections

November 7, 2023

OFFICIAL RESULTS

Pima County

017

Council Member Ward 2 City of Tucson

Vote For 1

	TOTAL	Mail & Early	PROV
CUNNINGHAM, PAUL (DEM)	567	567	0
SHACK, ERNIE (REP)	136	136	0
SPICER, PENDLETON "PENNY" (LBT)	25	25	0
Write-In Totals	0	0	0
Overvotes	0	0	0
Undervotes	28	28	0
Contest Totals	756	756	0

Council Member Ward 4 City of Tucson

Vote For 1

	TOTAL	Mail & Early	PROV
LEE, NIKKI (DEM)	568	568	0
KAPLOWITCH, ROSS (REP)	146	146	0
Write-In Totals	1	1	0
Overvotes	0	0	0
Undervotes	41	41	0
Contest Totals	756	756	0

PROPOSITION 413 City of Tucson

Vote For 1

	TOTAL	Mail & Early	PROV
Yes	464	464	0
No	278	278	0
Overvotes	0	0	0
Undervotes	14	14	0
Contest Totals	756	756	0

017

PROPOSITION 496 - Tucson Unified School District (TUSD) No. 1
Vote For 1

	TOTAL	Mail & Early	PROV
Bond Approval, Yes	507	507	0
Bond Approval, No	224	224	0
Overvotes	0	0	0
Undervotes	25	25	0
Contest Totals	756	756	0

STATEMENT OF VOTES CAST

Consolidated Elections

November 7, 2023

OFFICIAL RESULTS

Pima County

018

STATISTICS

	TOTAL	Mail & Early	PROV
Registered Voters - Total	2,366		
Ballots Cast - Total	656	656	0
Ballots Cast - Blank	1	1	0
Voter Turnout - Total	27.73%		

Mayor City of Tucson

Vote For 1

	TOTAL	Mail & Early	PROV
ROMERO, REGINA (DEM)	519	519	0
WITTENBRAKER, JANET "JL" (REP)	78	78	0
KERSCHEN, ARTHUR (LBT)	11	11	0
ACKERLEY, ED (IND)	38	38	0
Write-In Totals	2	2	0
Overvotes	0	0	0
Undervotes	8	8	0
Contest Totals	656	656	0

Council Member Ward 1 City of Tucson

Vote For 1

	TOTAL	Mail & Early	PROV
SANTA CRUZ, LANE (DEM)	518	518	0
LEM, VICTORIA (REP)	113	113	0
Write-In Totals	14	14	0
Overvotes	0	0	0
Undervotes	11	11	0
Contest Totals	656	656	0

STATEMENT OF VOTES CAST

Consolidated Elections

November 7, 2023

OFFICIAL RESULTS

Pima County

018

Council Member Ward 2 City of Tucson

Vote For 1

	TOTAL	Mail & Early	PROV
CUNNINGHAM, PAUL (DEM)	527	527	0
SHACK, ERNIE (REP)	79	79	0
SPICER, PENDLETON "PENNY" (LBT)	24	24	0
Write-In Totals	2	2	0
Overvotes	1	1	0
Undervotes	23	23	0
Contest Totals	656	656	0

Council Member Ward 4 City of Tucson

Vote For 1

	TOTAL	Mail & Early	PROV
LEE, NIKKI (DEM)	533	533	0
KAPLOWITCH, ROSS (REP)	88	88	0
Write-In Totals	2	2	0
Overvotes	0	0	0
Undervotes	33	33	0
Contest Totals	656	656	0

PROPOSITION 413 City of Tucson

Vote For 1

	TOTAL	Mail & Early	PROV
Yes	372	372	0
No	263	263	0
Overvotes	0	0	0
Undervotes	21	21	0
Contest Totals	656	656	0

018

PROPOSITION 496 - Tucson Unified School District (TUSD) No. 1

Vote For 1

	TOTAL	Mail & Early	PROV
Bond Approval, Yes	425	425	0
Bond Approval, No	192	192	0
Overvotes	0	0	0
Undervotes	39	39	0
Contest Totals	656	656	0

STATEMENT OF VOTES CAST

Consolidated Elections

November 7, 2023

OFFICIAL RESULTS

Pima County

019

STATISTICS

	TOTAL	Mail & Early	PROV
Registered Voters - Total	622		
Ballots Cast - Total	173	173	0
Ballots Cast - Blank	0	0	0
Voter Turnout - Total	27.81%		

Mayor City of Tucson

Vote For 1

	TOTAL	Mail & Early	PROV
ROMERO, REGINA (DEM)	36	36	0
WITTENBRAKER, JANET "JL" (REP)	91	91	0
KERSCHEN, ARTHUR (LBT)	2	2	0
ACKERLEY, ED (IND)	1	1	0
Write-In Totals	0	0	0
Overvotes	0	0	0
Undervotes	2	2	0
Contest Totals	132	132	0

Council Member Ward 1 City of Tucson

Vote For 1

	TOTAL	Mail & Early	PROV
SANTA CRUZ, LANE (DEM)	36	36	0
LEM, VICTORIA (REP)	95	95	0
Write-In Totals	0	0	0
Overvotes	0	0	0
Undervotes	1	1	0
Contest Totals	132	132	0

STATEMENT OF VOTES CAST

Consolidated Elections

November 7, 2023

OFFICIAL RESULTS

Pima County

019

Council Member Ward 2 City of Tucson

Vote For 1

	TOTAL	Mail & Early	PROV
CUNNINGHAM, PAUL (DEM)	36	36	0
SHACK, ERNIE (REP)	84	84	0
SPICER, PENDLETON "PENNY" (LBT)	10	10	0
Write-In Totals	0	0	0
Overvotes	0	0	0
Undervotes	2	2	0
Contest Totals	132	132	0

Council Member Ward 4 City of Tucson

Vote For 1

	TOTAL	Mail & Early	PROV
LEE, NIKKI (DEM)	37	37	0
KAPLOWITCH, ROSS (REP)	92	92	0
Write-In Totals	1	1	0
Overvotes	0	0	0
Undervotes	2	2	0
Contest Totals	132	132	0

PROPOSITION 413 City of Tucson

Vote For 1

	TOTAL	Mail & Early	PROV
Yes	39	39	0
No	89	89	0
Overvotes	0	0	0
Undervotes	4	4	0
Contest Totals	132	132	0

STATEMENT OF VOTES CAST

Consolidated Elections

November 7, 2023

OFFICIAL RESULTS

Pima County

019

PROPOSITION 498 - Sunnyside Unified School District No. 12

Vote For 1

	TOTAL	Mail & Early	PROV
Budget Increase, Yes	69	69	0
Budget Increase, No	90	90	0
Overvotes	0	0	0
Undervotes	14	14	0
Contest Totals	173	173	0

PROPOSITION 499 - Sunnyside Unified School District No. 12

Vote For 1

	TOTAL	Mail & Early	PROV
Budget Increase, Yes	64	64	0
Budget Increase, No	100	100	0
Overvotes	0	0	0
Undervotes	9	9	0
Contest Totals	173	173	0

STATEMENT OF VOTES CAST

Consolidated Elections

November 7, 2023

OFFICIAL RESULTS

Pima County

020

STATISTICS

	TOTAL	Mail & Early	PROV
Registered Voters - Total	3,382		
Ballots Cast - Total	695	695	0
Ballots Cast - Blank	0	0	0
Voter Turnout - Total	20.55%		

Mayor City of Tucson

Vote For 1

	TOTAL	Mail & Early	PROV
ROMERO, REGINA (DEM)	500	500	0
WITTENBRAKER, JANET "JL" (REP)	136	136	0
KERSCHEN, ARTHUR (LBT)	9	9	0
ACKERLEY, ED (IND)	45	45	0
Write-In Totals	0	0	0
Overvotes	1	1	0
Undervotes	4	4	0
Contest Totals	695	695	0

Council Member Ward 1 City of Tucson

Vote For 1

	TOTAL	Mail & Early	PROV
SANTA CRUZ, LANE (DEM)	514	514	0
LEM, VICTORIA (REP)	167	167	0
Write-In Totals	3	3	0
Overvotes	0	0	0
Undervotes	11	11	0
Contest Totals	695	695	0

STATEMENT OF VOTES CAST

Consolidated Elections

November 7, 2023

OFFICIAL RESULTS

Pima County

020

Council Member Ward 2 City of Tucson

Vote For 1

	TOTAL	Mail & Early	PROV
CUNNINGHAM, PAUL (DEM)	525	525	0
SHACK, ERNIE (REP)	131	131	0
SPICER, PENDLETON "PENNY" (LBT)	26	26	0
Write-In Totals	0	0	0
Overvotes	0	0	0
Undervotes	13	13	0
Contest Totals	695	695	0

Council Member Ward 4 City of Tucson

Vote For 1

	TOTAL	Mail & Early	PROV
LEE, NIKKI (DEM)	533	533	0
KAPLOWITCH, ROSS (REP)	138	138	0
Write-In Totals	2	2	0
Overvotes	0	0	0
Undervotes	22	22	0
Contest Totals	695	695	0

PROPOSITION 413 City of Tucson

Vote For 1

	TOTAL	Mail & Early	PROV
Yes	348	348	0
No	326	326	0
Overvotes	0	0	0
Undervotes	21	21	0
Contest Totals	695	695	0

020

PROPOSITION 496 - Tucson Unified School District (TUSD) No. 1
Vote For 1

	TOTAL	Mail & Early	PROV
Bond Approval, Yes	385	385	0
Bond Approval, No	286	286	0
Overvotes	0	0	0
Undervotes	24	24	0
Contest Totals	695	695	0

021

STATISTICS			
	TOTAL	Mail & Early	PROV
Registered Voters - Total	3,260		
Ballots Cast - Total	1,329	1,329	0
Ballots Cast - Blank	1	1	0
Voter Turnout - Total	40.77%		

PROPOSITION 496 - Tucson Unified School District (TUSD) No. 1
Vote For 1

	TOTAL	Mail & Early	PROV
Bond Approval, Yes	735	735	0
Bond Approval, No	593	593	0
Overvotes	0	0	0
Undervotes	1	1	0
Contest Totals	1,329	1,329	0

STATEMENT OF VOTES CAST

Consolidated Elections

November 7, 2023

OFFICIAL RESULTS

Pima County

022

STATISTICS

	TOTAL	Mail & Early	PROV
Registered Voters - Total	4,245		
Ballots Cast - Total	934	934	0
Ballots Cast - Blank	0	0	0
Voter Turnout - Total	22.00%		

Mayor City of Tucson

Vote For 1

	TOTAL	Mail & Early	PROV
ROMERO, REGINA (DEM)	469	469	0
WITTENBRAKER, JANET "JL" (REP)	224	224	0
KERSCHEN, ARTHUR (LBT)	6	6	0
ACKERLEY, ED (IND)	32	32	0
Write-In Totals	1	1	0
Overvotes	2	2	0
Undervotes	4	4	0
Contest Totals	738	738	0

Council Member Ward 1 City of Tucson

Vote For 1

	TOTAL	Mail & Early	PROV
SANTA CRUZ, LANE (DEM)	461	461	0
LEM, VICTORIA (REP)	261	261	0
Write-In Totals	1	1	0
Overvotes	1	1	0
Undervotes	14	14	0
Contest Totals	738	738	0

STATEMENT OF VOTES CAST

Consolidated Elections

November 7, 2023

OFFICIAL RESULTS

Pima County

022

Council Member Ward 2 City of Tucson

Vote For 1

	TOTAL	Mail & Early	PROV
CUNNINGHAM, PAUL (DEM)	458	458	0
SHACK, ERNIE (REP)	225	225	0
SPICER, PENDLETON "PENNY" (LBT)	28	28	0
Write-In Totals	1	1	0
Overvotes	0	0	0
Undervotes	26	26	0
Contest Totals	738	738	0

Council Member Ward 4 City of Tucson

Vote For 1

	TOTAL	Mail & Early	PROV
LEE, NIKKI (DEM)	457	457	0
KAPLOWITCH, ROSS (REP)	248	248	0
Write-In Totals	1	1	0
Overvotes	0	0	0
Undervotes	32	32	0
Contest Totals	738	738	0

PROPOSITION 413 City of Tucson

Vote For 1

	TOTAL	Mail & Early	PROV
Yes	366	366	0
No	349	349	0
Overvotes	0	0	0
Undervotes	23	23	0
Contest Totals	738	738	0

022

PROPOSITION 496 - Tucson Unified School District (TUSD) No. 1
Vote For 1

	TOTAL	Mail & Early	PROV
Bond Approval, Yes	494	494	0
Bond Approval, No	407	407	0
Overvotes	0	0	0
Undervotes	33	33	0
Contest Totals	934	934	0

023

STATISTICS			
	TOTAL	Mail & Early	PROV
Registered Voters - Total	3,715		
Ballots Cast - Total	801	801	0
Ballots Cast - Blank	1	1	0
Voter Turnout - Total	21.56%		

PROPOSITION 496 - Tucson Unified School District (TUSD) No. 1
Vote For 1

	TOTAL	Mail & Early	PROV
Bond Approval, Yes	434	434	0
Bond Approval, No	366	366	0
Overvotes	0	0	0
Undervotes	1	1	0
Contest Totals	801	801	0

STATEMENT OF VOTES CAST

Consolidated Elections

November 7, 2023

OFFICIAL RESULTS

Pima County

025

STATISTICS

	TOTAL	Mail & Early	PROV
Registered Voters - Total	2,812		
Ballots Cast - Total	554	554	0
Ballots Cast - Blank	0	0	0
Voter Turnout - Total	19.70%		

Mayor City of Tucson

Vote For 1

	TOTAL	Mail & Early	PROV
ROMERO, REGINA (DEM)	425	425	0
WITTENBRAKER, JANET "JL" (REP)	86	86	0
KERSCHEN, ARTHUR (LBT)	6	6	0
ACKERLEY, ED (IND)	32	32	0
Write-In Totals	1	1	0
Overvotes	0	0	0
Undervotes	4	4	0
Contest Totals	554	554	0

Council Member Ward 1 City of Tucson

Vote For 1

	TOTAL	Mail & Early	PROV
SANTA CRUZ, LANE (DEM)	435	435	0
LEM, VICTORIA (REP)	112	112	0
Write-In Totals	3	3	0
Overvotes	0	0	0
Undervotes	4	4	0
Contest Totals	554	554	0

STATEMENT OF VOTES CAST

Consolidated Elections

November 7, 2023

OFFICIAL RESULTS

Pima County

025

Council Member Ward 2 City of Tucson

Vote For 1

	TOTAL	Mail & Early	PROV
CUNNINGHAM, PAUL (DEM)	450	450	0
SHACK, ERNIE (REP)	76	76	0
SPICER, PENDLETON "PENNY" (LBT)	17	17	0
Write-In Totals	1	1	0
Overvotes	2	2	0
Undervotes	8	8	0
Contest Totals	554	554	0

Council Member Ward 4 City of Tucson

Vote For 1

	TOTAL	Mail & Early	PROV
LEE, NIKKI (DEM)	445	445	0
KAPLOWITCH, ROSS (REP)	91	91	0
Write-In Totals	1	1	0
Overvotes	0	0	0
Undervotes	17	17	0
Contest Totals	554	554	0

PROPOSITION 413 City of Tucson

Vote For 1

	TOTAL	Mail & Early	PROV
Yes	270	270	0
No	273	273	0
Overvotes	0	0	0
Undervotes	11	11	0
Contest Totals	554	554	0

025

PROPOSITION 496 - Tucson Unified School District (TUSD) No. 1

Vote For 1

	TOTAL	Mail & Early	PROV
Bond Approval, Yes	294	294	0
Bond Approval, No	237	237	0
Overvotes	0	0	0
Undervotes	23	23	0
Contest Totals	554	554	0

STATEMENT OF VOTES CAST

Consolidated Elections

November 7, 2023

OFFICIAL RESULTS

Pima County

026

STATISTICS

	TOTAL	Mail & Early	PROV
Registered Voters - Total	2,909		
Ballots Cast - Total	596	596	0
Ballots Cast - Blank	0	0	0
Voter Turnout - Total	20.49%		

Mayor City of Tucson

Vote For 1

	TOTAL	Mail & Early	PROV
ROMERO, REGINA (DEM)	440	440	0
WITTENBRAKER, JANET "JL" (REP)	105	105	0
KERSCHEN, ARTHUR (LBT)	10	10	0
ACKERLEY, ED (IND)	34	34	0
Write-In Totals	1	1	0
Overvotes	1	1	0
Undervotes	5	5	0
Contest Totals	596	596	0

Council Member Ward 1 City of Tucson

Vote For 1

	TOTAL	Mail & Early	PROV
SANTA CRUZ, LANE (DEM)	457	457	0
LEM, VICTORIA (REP)	133	133	0
Write-In Totals	1	1	0
Overvotes	0	0	0
Undervotes	5	5	0
Contest Totals	596	596	0

STATEMENT OF VOTES CAST

OFFICIAL RESULTS

Consolidated Elections

November 7, 2023

Pima County

026

Council Member Ward 2 City of Tucson

Vote For 1

	TOTAL	Mail & Early	PROV
CUNNINGHAM, PAUL (DEM)	469	469	0
SHACK, ERNIE (REP)	105	105	0
SPIKER, PENDLETON "PENNY" (LBT)	14	14	0
Write-In Totals	0	0	0
Overvotes	0	0	0
Undervotes	8	8	0
Contest Totals	596	596	0

Council Member Ward 4 City of Tucson

Vote For 1

	TOTAL	Mail & Early	PROV
LEE, NIKKI (DEM)	476	476	0
KAPLOWITCH, ROSS (REP)	107	107	0
Write-In Totals	0	0	0
Overvotes	0	0	0
Undervotes	13	13	0
Contest Totals	596	596	0

PROPOSITION 413 City of Tucson

Vote For 1

	TOTAL	Mail & Early	PROV
Yes	240	240	0
No	342	342	0
Overvotes	0	0	0
Undervotes	14	14	0
Contest Totals	596	596	0

STATEMENT OF VOTES CAST

Consolidated Elections

November 7, 2023

OFFICIAL RESULTS

Pima County

026

PROPOSITION 498 - Sunnyside Unified School District No. 12

Vote For 1

	TOTAL	Mail & Early	PROV
Budget Increase, Yes	366	366	0
Budget Increase, No	203	203	0
Overvotes	1	1	0
Undervotes	26	26	0
Contest Totals	596	596	0

PROPOSITION 499 - Sunnyside Unified School District No. 12

Vote For 1

	TOTAL	Mail & Early	PROV
Budget Increase, Yes	352	352	0
Budget Increase, No	221	221	0
Overvotes	1	1	0
Undervotes	22	22	0
Contest Totals	596	596	0

STATEMENT OF VOTES CAST

Consolidated Elections

November 7, 2023

OFFICIAL RESULTS

Pima County

028

STATISTICS

	TOTAL	Mail & Early	PROV
Registered Voters - Total	1,724		
Ballots Cast - Total	390	390	0
Ballots Cast - Blank	0	0	0
Voter Turnout - Total	22.62%		

Mayor City of Tucson

Vote For 1

	TOTAL	Mail & Early	PROV
ROMERO, REGINA (DEM)	281	281	0
WITTENBRAKER, JANET "JL" (REP)	74	74	0
KERSCHEN, ARTHUR (LBT)	4	4	0
ACKERLEY, ED (IND)	27	27	0
Write-In Totals	1	1	0
Overvotes	0	0	0
Undervotes	3	3	0
Contest Totals	390	390	0

Council Member Ward 1 City of Tucson

Vote For 1

	TOTAL	Mail & Early	PROV
SANTA CRUZ, LANE (DEM)	291	291	0
LEM, VICTORIA (REP)	95	95	0
Write-In Totals	0	0	0
Overvotes	0	0	0
Undervotes	4	4	0
Contest Totals	390	390	0

STATEMENT OF VOTES CAST

OFFICIAL RESULTS

Consolidated Elections

November 7, 2023

Pima County

028

Council Member Ward 2 City of Tucson

Vote For 1

	TOTAL	Mail & Early	PROV
CUNNINGHAM, PAUL (DEM)	303	303	0
SHACK, ERNIE (REP)	69	69	0
SPICER, PENDLETON "PENNY" (LBT)	15	15	0
Write-In Totals	0	0	0
Overvotes	1	1	0
Undervotes	2	2	0
Contest Totals	390	390	0

Council Member Ward 4 City of Tucson

Vote For 1

	TOTAL	Mail & Early	PROV
LEE, NIKKI (DEM)	300	300	0
KAPLOWITCH, ROSS (REP)	80	80	0
Write-In Totals	0	0	0
Overvotes	0	0	0
Undervotes	10	10	0
Contest Totals	390	390	0

PROPOSITION 413 City of Tucson

Vote For 1

	TOTAL	Mail & Early	PROV
Yes	178	178	0
No	200	200	0
Overvotes	0	0	0
Undervotes	12	12	0
Contest Totals	390	390	0

STATEMENT OF VOTES CAST

Consolidated Elections

November 7, 2023

OFFICIAL RESULTS

Pima County

028

PROPOSITION 498 - Sunnyside Unified School District No. 12

Vote For 1

	TOTAL	Mail & Early	PROV
Budget Increase, Yes	242	242	0
Budget Increase, No	120	120	0
Overvotes	0	0	0
Undervotes	28	28	0
Contest Totals	390	390	0

PROPOSITION 499 - Sunnyside Unified School District No. 12

Vote For 1

	TOTAL	Mail & Early	PROV
Budget Increase, Yes	244	244	0
Budget Increase, No	133	133	0
Overvotes	0	0	0
Undervotes	13	13	0
Contest Totals	390	390	0

031

STATISTICS			
	TOTAL	Mail & Early	PROV
Registered Voters - Total	2,045		
Ballots Cast - Total	446	446	0
Ballots Cast - Blank	0	0	0
Voter Turnout - Total	21.81%		

PROPOSITION 497 - Flowing Wells Unified School District No. 8
Vote For 1

	TOTAL	Mail & Early	PROV
Budget Increase, Yes	269	269	0
Budget Increase, No	177	177	0
Overvotes	0	0	0
Undervotes	0	0	0
Contest Totals	446	446	0

STATEMENT OF VOTES CAST

Consolidated Elections

November 7, 2023

OFFICIAL RESULTS

Pima County

032

STATISTICS

	TOTAL	Mail & Early	PROV
Registered Voters - Total	4,265		
Ballots Cast - Total	1,017	1,017	0
Ballots Cast - Blank	3	3	0
Voter Turnout - Total	23.85%		

Mayor City of Tucson

Vote For 1

	TOTAL	Mail & Early	PROV
ROMERO, REGINA (DEM)	93	93	0
WITTENBRAKER, JANET "JL" (REP)	78	78	0
KERSCHEN, ARTHUR (LBT)	4	4	0
ACKERLEY, ED (IND)	9	9	0
Write-In Totals	0	0	0
Overvotes	0	0	0
Undervotes	1	1	0
Contest Totals	185	185	0

Council Member Ward 1 City of Tucson

Vote For 1

	TOTAL	Mail & Early	PROV
SANTA CRUZ, LANE (DEM)	97	97	0
LEM, VICTORIA (REP)	83	83	0
Write-In Totals	0	0	0
Overvotes	0	0	0
Undervotes	5	5	0
Contest Totals	185	185	0

STATEMENT OF VOTES CAST

Consolidated Elections

November 7, 2023

OFFICIAL RESULTS

Pima County

032

Council Member Ward 2 City of Tucson

Vote For 1

	TOTAL	Mail & Early	PROV
CUNNINGHAM, PAUL (DEM)	99	99	0
SHACK, ERNIE (REP)	75	75	0
SPICER, PENDLETON "PENNY" (LBT)	8	8	0
Write-In Totals	0	0	0
Overvotes	0	0	0
Undervotes	3	3	0
Contest Totals	185	185	0

Council Member Ward 4 City of Tucson

Vote For 1

	TOTAL	Mail & Early	PROV
LEE, NIKKI (DEM)	102	102	0
KAPLOWITCH, ROSS (REP)	75	75	0
Write-In Totals	0	0	0
Overvotes	0	0	0
Undervotes	8	8	0
Contest Totals	185	185	0

PROPOSITION 413 City of Tucson

Vote For 1

	TOTAL	Mail & Early	PROV
Yes	56	56	0
No	116	116	0
Overvotes	0	0	0
Undervotes	13	13	0
Contest Totals	185	185	0

032

PROPOSITION 497 - Flowing Wells Unified School District No. 8

Vote For 1

	TOTAL	Mail & Early	PROV
Budget Increase, Yes	571	571	0
Budget Increase, No	316	316	0
Overvotes	0	0	0
Undervotes	5	5	0
Contest Totals	892	892	0

STATEMENT OF VOTES CAST

Consolidated Elections

November 7, 2023

OFFICIAL RESULTS

Pima County

033

STATISTICS

	TOTAL	Mail & Early	PROV
Registered Voters - Total	2,448		
Ballots Cast - Total	934	934	0
Ballots Cast - Blank	1	1	0
Voter Turnout - Total	38.15%		

Mayor City of Tucson

Vote For 1

	TOTAL	Mail & Early	PROV
ROMERO, REGINA (DEM)	509	509	0
WITTENBRAKER, JANET "JL" (REP)	248	248	0
KERSCHEN, ARTHUR (LBT)	11	11	0
ACKERLEY, ED (IND)	81	81	0
Write-In Totals	2	2	0
Overvotes	0	0	0
Undervotes	8	8	0
Contest Totals	859	859	0

Council Member Ward 1 City of Tucson

Vote For 1

	TOTAL	Mail & Early	PROV
SANTA CRUZ, LANE (DEM)	516	516	0
LEM, VICTORIA (REP)	316	316	0
Write-In Totals	2	2	0
Overvotes	0	0	0
Undervotes	25	25	0
Contest Totals	859	859	0

STATEMENT OF VOTES CAST

OFFICIAL RESULTS

Consolidated Elections

November 7, 2023

Pima County

033

Council Member Ward 2 City of Tucson

Vote For 1

	TOTAL	Mail & Early	PROV
CUNNINGHAM, PAUL (DEM)	526	526	0
SHACK, ERNIE (REP)	258	258	0
SPICER, PENDLETON "PENNY" (LBT)	32	32	0
Write-In Totals	1	1	0
Overvotes	1	1	0
Undervotes	41	41	0
Contest Totals	859	859	0

Council Member Ward 4 City of Tucson

Vote For 1

	TOTAL	Mail & Early	PROV
LEE, NIKKI (DEM)	535	535	0
KAPLOWITCH, ROSS (REP)	271	271	0
Write-In Totals	0	0	0
Overvotes	0	0	0
Undervotes	53	53	0
Contest Totals	859	859	0

PROPOSITION 413 City of Tucson

Vote For 1

	TOTAL	Mail & Early	PROV
Yes	456	456	0
No	378	378	0
Overvotes	0	0	0
Undervotes	25	25	0
Contest Totals	859	859	0

033

PROPOSITION 496 - Tucson Unified School District (TUSD) No. 1
Vote For 1

	TOTAL	Mail & Early	PROV
Bond Approval, Yes	585	585	0
Bond Approval, No	318	318	0
Overvotes	0	0	0
Undervotes	31	31	0
Contest Totals	934	934	0

STATEMENT OF VOTES CAST

Consolidated Elections

November 7, 2023

OFFICIAL RESULTS

Pima County

034

STATISTICS

	TOTAL	Mail & Early	PROV
Registered Voters - Total	1,521		
Ballots Cast - Total	400	400	0
Ballots Cast - Blank	0	0	0
Voter Turnout - Total	26.30%		

Mayor City of Tucson

Vote For 1

	TOTAL	Mail & Early	PROV
ROMERO, REGINA (DEM)	213	213	0
WITTENBRAKER, JANET "JL" (REP)	153	153	0
KERSCHEN, ARTHUR (LBT)	5	5	0
ACKERLEY, ED (IND)	25	25	0
Write-In Totals	1	1	0
Overvotes	0	0	0
Undervotes	3	3	0
Contest Totals	400	400	0

Council Member Ward 1 City of Tucson

Vote For 1

	TOTAL	Mail & Early	PROV
SANTA CRUZ, LANE (DEM)	217	217	0
LEM, VICTORIA (REP)	173	173	0
Write-In Totals	1	1	0
Overvotes	0	0	0
Undervotes	9	9	0
Contest Totals	400	400	0

STATEMENT OF VOTES CAST

Consolidated Elections

November 7, 2023

OFFICIAL RESULTS

Pima County

034

Council Member Ward 2 City of Tucson

Vote For 1

	TOTAL	Mail & Early	PROV
CUNNINGHAM, PAUL (DEM)	214	214	0
SHACK, ERNIE (REP)	156	156	0
SPIKER, PENDLETON "PENNY" (LBT)	17	17	0
Write-In Totals	3	3	0
Overvotes	0	0	0
Undervotes	10	10	0
Contest Totals	400	400	0

Council Member Ward 4 City of Tucson

Vote For 1

	TOTAL	Mail & Early	PROV
LEE, NIKKI (DEM)	218	218	0
KAPLOWITCH, ROSS (REP)	172	172	0
Write-In Totals	1	1	0
Overvotes	0	0	0
Undervotes	9	9	0
Contest Totals	400	400	0

PROPOSITION 413 City of Tucson

Vote For 1

	TOTAL	Mail & Early	PROV
Yes	136	136	0
No	239	239	0
Overvotes	0	0	0
Undervotes	25	25	0
Contest Totals	400	400	0

034

PROPOSITION 497 - Flowing Wells Unified School District No. 8
Vote For 1

	TOTAL	Mail & Early	PROV
Budget Increase, Yes	162	162	0
Budget Increase, No	91	91	0
Overvotes	0	0	0
Undervotes	8	8	0
Contest Totals	261	261	0

035

STATISTICS			
	TOTAL	Mail & Early	PROV
Registered Voters - Total	0		
Ballots Cast - Total	0	0	0
Ballots Cast - Blank	0	0	0
Voter Turnout - Total	0.00%		

PROPOSITION 497 - Flowing Wells Unified School District No. 8
Vote For 1

	TOTAL	Mail & Early	PROV
Budget Increase, Yes	0	0	0
Budget Increase, No	0	0	0
Overvotes	0	0	0
Undervotes	0	0	0
Contest Totals	0	0	0

STATEMENT OF VOTES CAST

Consolidated Elections

November 7, 2023

OFFICIAL RESULTS

Pima County

036

STATISTICS

	TOTAL	Mail & Early	PROV
Registered Voters - Total	4,346		
Ballots Cast - Total	913	913	0
Ballots Cast - Blank	0	0	0
Voter Turnout - Total	21.01%		

Mayor City of Tucson

Vote For 1

	TOTAL	Mail & Early	PROV
ROMERO, REGINA (DEM)	511	511	0
WITTENBRAKER, JANET "JL" (REP)	325	325	0
KERSCHEN, ARTHUR (LBT)	10	10	0
ACKERLEY, ED (IND)	56	56	0
Write-In Totals	3	3	0
Overvotes	2	2	0
Undervotes	6	6	0
Contest Totals	913	913	0

Council Member Ward 1 City of Tucson

Vote For 1

	TOTAL	Mail & Early	PROV
SANTA CRUZ, LANE (DEM)	518	518	0
LEM, VICTORIA (REP)	369	369	0
Write-In Totals	2	2	0
Overvotes	0	0	0
Undervotes	24	24	0
Contest Totals	913	913	0

STATEMENT OF VOTES CAST

Consolidated Elections

November 7, 2023

OFFICIAL RESULTS

Pima County

036

Council Member Ward 2 City of Tucson

Vote For 1

	TOTAL	Mail & Early	PROV
CUNNINGHAM, PAUL (DEM)	526	526	0
SHACK, ERNIE (REP)	316	316	0
SPICER, PENDLETON "PENNY" (LBT)	43	43	0
Write-In Totals	1	1	0
Overvotes	2	2	0
Undervotes	25	25	0
Contest Totals	913	913	0

Council Member Ward 4 City of Tucson

Vote For 1

	TOTAL	Mail & Early	PROV
LEE, NIKKI (DEM)	538	538	0
KAPLOWITCH, ROSS (REP)	335	335	0
Write-In Totals	2	2	0
Overvotes	0	0	0
Undervotes	38	38	0
Contest Totals	913	913	0

PROPOSITION 413 City of Tucson

Vote For 1

	TOTAL	Mail & Early	PROV
Yes	346	346	0
No	513	513	0
Overvotes	0	0	0
Undervotes	54	54	0
Contest Totals	913	913	0

036

PROPOSITION 497 - Flowing Wells Unified School District No. 8

Vote For 1

	TOTAL	Mail & Early	PROV
Budget Increase, Yes	286	286	0
Budget Increase, No	221	221	0
Overvotes	1	1	0
Undervotes	20	20	0
Contest Totals	528	528	0

STATEMENT OF VOTES CAST

Consolidated Elections

November 7, 2023

OFFICIAL RESULTS

Pima County

037

STATISTICS

	TOTAL	Mail & Early	PROV
Registered Voters - Total	1,370		
Ballots Cast - Total	311	311	0
Ballots Cast - Blank	0	0	0
Voter Turnout - Total	22.70%		

Mayor City of Tucson

Vote For 1

	TOTAL	Mail & Early	PROV
ROMERO, REGINA (DEM)	238	238	0
WITTENBRAKER, JANET "JL" (REP)	59	59	0
KERSCHEN, ARTHUR (LBT)	2	2	0
ACKERLEY, ED (IND)	9	9	0
Write-In Totals	1	1	0
Overvotes	0	0	0
Undervotes	2	2	0
Contest Totals	311	311	0

Council Member Ward 1 City of Tucson

Vote For 1

	TOTAL	Mail & Early	PROV
SANTA CRUZ, LANE (DEM)	231	231	0
LEM, VICTORIA (REP)	73	73	0
Write-In Totals	0	0	0
Overvotes	0	0	0
Undervotes	7	7	0
Contest Totals	311	311	0

STATEMENT OF VOTES CAST

Consolidated Elections

November 7, 2023

OFFICIAL RESULTS

Pima County

037

Council Member Ward 2 City of Tucson

Vote For 1

	TOTAL	Mail & Early	PROV
CUNNINGHAM, PAUL (DEM)	235	235	0
SHACK, ERNIE (REP)	54	54	0
SPICER, PENDLETON "PENNY" (LBT)	12	12	0
Write-In Totals	0	0	0
Overvotes	0	0	0
Undervotes	10	10	0
Contest Totals	311	311	0

Council Member Ward 4 City of Tucson

Vote For 1

	TOTAL	Mail & Early	PROV
LEE, NIKKI (DEM)	240	240	0
KAPLOWITCH, ROSS (REP)	61	61	0
Write-In Totals	0	0	0
Overvotes	0	0	0
Undervotes	10	10	0
Contest Totals	311	311	0

PROPOSITION 413 City of Tucson

Vote For 1

	TOTAL	Mail & Early	PROV
Yes	159	159	0
No	144	144	0
Overvotes	0	0	0
Undervotes	8	8	0
Contest Totals	311	311	0

037

PROPOSITION 496 - Tucson Unified School District (TUSD) No. 1
Vote For 1

	TOTAL	Mail & Early	PROV
Bond Approval, Yes	197	197	0
Bond Approval, No	103	103	0
Overvotes	0	0	0
Undervotes	11	11	0
Contest Totals	311	311	0

STATEMENT OF VOTES CAST

Consolidated Elections

November 7, 2023

OFFICIAL RESULTS

Pima County

038

STATISTICS

	TOTAL	Mail & Early	PROV
Registered Voters - Total	2,245		
Ballots Cast - Total	639	639	0
Ballots Cast - Blank	0	0	0
Voter Turnout - Total	28.46%		

Mayor City of Tucson

Vote For 1

	TOTAL	Mail & Early	PROV
ROMERO, REGINA (DEM)	379	379	0
WITTENBRAKER, JANET "JL" (REP)	194	194	0
KERSCHEN, ARTHUR (LBT)	8	8	0
ACKERLEY, ED (IND)	50	50	0
Write-In Totals	0	0	0
Overvotes	1	1	0
Undervotes	7	7	0
Contest Totals	639	639	0

Council Member Ward 1 City of Tucson

Vote For 1

	TOTAL	Mail & Early	PROV
SANTA CRUZ, LANE (DEM)	386	386	0
LEM, VICTORIA (REP)	238	238	0
Write-In Totals	1	1	0
Overvotes	0	0	0
Undervotes	14	14	0
Contest Totals	639	639	0

STATEMENT OF VOTES CAST

OFFICIAL RESULTS

Consolidated Elections

November 7, 2023

Pima County

038

Council Member Ward 2 City of Tucson

Vote For 1

	TOTAL	Mail & Early	PROV
CUNNINGHAM, PAUL (DEM)	385	385	0
SHACK, ERNIE (REP)	204	204	0
SPICER, PENDLETON "PENNY" (LBT)	30	30	0
Write-In Totals	2	2	0
Overvotes	0	0	0
Undervotes	18	18	0
Contest Totals	639	639	0

Council Member Ward 4 City of Tucson

Vote For 1

	TOTAL	Mail & Early	PROV
LEE, NIKKI (DEM)	404	404	0
KAPLOWITCH, ROSS (REP)	214	214	0
Write-In Totals	1	1	0
Overvotes	0	0	0
Undervotes	20	20	0
Contest Totals	639	639	0

PROPOSITION 413 City of Tucson

Vote For 1

	TOTAL	Mail & Early	PROV
Yes	258	258	0
No	343	343	0
Overvotes	0	0	0
Undervotes	38	38	0
Contest Totals	639	639	0

STATEMENT OF VOTES CAST

Consolidated Elections

November 7, 2023

OFFICIAL RESULTS

Pima County

039

STATISTICS

	TOTAL	Mail & Early	PROV
Registered Voters - Total	3,556		
Ballots Cast - Total	1,662	1,662	0
Ballots Cast - Blank	1	1	0
Voter Turnout - Total	46.74%		

Mayor City of Tucson

Vote For 1

	TOTAL	Mail & Early	PROV
ROMERO, REGINA (DEM)	610	610	0
WITTENBRAKER, JANET "JL" (REP)	807	807	0
KERSCHEN, ARTHUR (LBT)	24	24	0
ACKERLEY, ED (IND)	103	103	0
Write-In Totals	2	2	0
Overvotes	0	0	0
Undervotes	8	8	0
Contest Totals	1,554	1,554	0

Council Member Ward 1 City of Tucson

Vote For 1

	TOTAL	Mail & Early	PROV
SANTA CRUZ, LANE (DEM)	605	605	0
LEM, VICTORIA (REP)	911	911	0
Write-In Totals	0	0	0
Overvotes	0	0	0
Undervotes	38	38	0
Contest Totals	1,554	1,554	0

STATEMENT OF VOTES CAST

Consolidated Elections

November 7, 2023

OFFICIAL RESULTS

Pima County

039

Council Member Ward 2 City of Tucson

Vote For 1

	TOTAL	Mail & Early	PROV
CUNNINGHAM, PAUL (DEM)	640	640	0
SHACK, ERNIE (REP)	824	824	0
SPICER, PENDLETON "PENNY" (LBT)	53	53	0
Write-In Totals	0	0	0
Overvotes	0	0	0
Undervotes	37	37	0
Contest Totals	1,554	1,554	0

Council Member Ward 4 City of Tucson

Vote For 1

	TOTAL	Mail & Early	PROV
LEE, NIKKI (DEM)	659	659	0
KAPLOWITCH, ROSS (REP)	837	837	0
Write-In Totals	4	4	0
Overvotes	0	0	0
Undervotes	54	54	0
Contest Totals	1,554	1,554	0

PROPOSITION 413 City of Tucson

Vote For 1

	TOTAL	Mail & Early	PROV
Yes	567	567	0
No	944	944	0
Overvotes	0	0	0
Undervotes	43	43	0
Contest Totals	1,554	1,554	0

039

PROPOSITION 496 - Tucson Unified School District (TUSD) No. 1
Vote For 1

	TOTAL	Mail & Early	PROV
Bond Approval, Yes	619	619	0
Bond Approval, No	940	940	0
Overvotes	1	1	0
Undervotes	49	49	0
Contest Totals	1,609	1,609	0

STATEMENT OF VOTES CAST

Consolidated Elections

November 7, 2023

OFFICIAL RESULTS

Pima County

041

STATISTICS

	TOTAL	Mail & Early	PROV
Registered Voters - Total	7,645		
Ballots Cast - Total	1,275	1,275	0
Ballots Cast - Blank	0	0	0
Voter Turnout - Total	16.68%		

PROPOSITION 400 - Altar Valley Elementary School District No. 51

Vote For 1

	TOTAL	Mail & Early	PROV
Budget Override Continuation, Yes	13	13	0
Budget Override Continuation, No	13	13	0
Overvotes	0	0	0
Undervotes	0	0	0
Contest Totals	26	26	0

PROPOSITION 496 - Tucson Unified School District (TUSD) No. 1

Vote For 1

	TOTAL	Mail & Early	PROV
Bond Approval, Yes	666	666	0
Bond Approval, No	583	583	0
Overvotes	0	0	0
Undervotes	0	0	0
Contest Totals	1,249	1,249	0

STATEMENT OF VOTES CAST

Consolidated Elections

November 7, 2023

OFFICIAL RESULTS

Pima County

042

STATISTICS

	TOTAL	Mail & Early	PROV
Registered Voters - Total	3,991		
Ballots Cast - Total	1,013	1,013	0
Ballots Cast - Blank	0	0	0
Voter Turnout - Total	25.38%		

Mayor City of Tucson

Vote For 1

	TOTAL	Mail & Early	PROV
ROMERO, REGINA (DEM)	765	765	0
WITTENBRAKER, JANET "JL" (REP)	151	151	0
KERSCHEN, ARTHUR (LBT)	6	6	0
ACKERLEY, ED (IND)	64	64	0
Write-In Totals	7	7	0
Overvotes	0	0	0
Undervotes	20	20	0
Contest Totals	1,013	1,013	0

Council Member Ward 1 City of Tucson

Vote For 1

	TOTAL	Mail & Early	PROV
SANTA CRUZ, LANE (DEM)	784	784	0
LEM, VICTORIA (REP)	185	185	0
Write-In Totals	6	6	0
Overvotes	0	0	0
Undervotes	38	38	0
Contest Totals	1,013	1,013	0

STATEMENT OF VOTES CAST

Consolidated Elections

November 7, 2023

OFFICIAL RESULTS

Pima County

042

Council Member Ward 2 City of Tucson

Vote For 1

	TOTAL	Mail & Early	PROV
CUNNINGHAM, PAUL (DEM)	783	783	0
SHACK, ERNIE (REP)	159	159	0
SPICER, PENDLETON "PENNY" (LBT)	38	38	0
Write-In Totals	5	5	0
Overvotes	0	0	0
Undervotes	28	28	0
Contest Totals	1,013	1,013	0

Council Member Ward 4 City of Tucson

Vote For 1

	TOTAL	Mail & Early	PROV
LEE, NIKKI (DEM)	797	797	0
KAPLOWITCH, ROSS (REP)	167	167	0
Write-In Totals	4	4	0
Overvotes	0	0	0
Undervotes	45	45	0
Contest Totals	1,013	1,013	0

PROPOSITION 413 City of Tucson

Vote For 1

	TOTAL	Mail & Early	PROV
Yes	660	660	0
No	330	330	0
Overvotes	0	0	0
Undervotes	23	23	0
Contest Totals	1,013	1,013	0

042

PROPOSITION 496 - Tucson Unified School District (TUSD) No. 1
Vote For 1

	TOTAL	Mail & Early	PROV
Bond Approval, Yes	745	745	0
Bond Approval, No	235	235	0
Overvotes	1	1	0
Undervotes	32	32	0
Contest Totals	1,013	1,013	0

STATEMENT OF VOTES CAST

Consolidated Elections

November 7, 2023

OFFICIAL RESULTS

Pima County

43

STATISTICS

	TOTAL	Mail & Early	PROV
Registered Voters - Total	1,558		
Ballots Cast - Total	304	304	0
Ballots Cast - Blank	0	0	0
Voter Turnout - Total	19.51%		

Mayor City of Tucson

Vote For 1

	TOTAL	Mail & Early	PROV
ROMERO, REGINA (DEM)	216	216	0
WITTENBRAKER, JANET "JL" (REP)	65	65	0
KERSCHEN, ARTHUR (LBT)	8	8	0
ACKERLEY, ED (IND)	12	12	0
Write-In Totals	0	0	0
Overvotes	0	0	0
Undervotes	3	3	0
Contest Totals	304	304	0

Council Member Ward 1 City of Tucson

Vote For 1

	TOTAL	Mail & Early	PROV
SANTA CRUZ, LANE (DEM)	219	219	0
LEM, VICTORIA (REP)	79	79	0
Write-In Totals	0	0	0
Overvotes	0	0	0
Undervotes	6	6	0
Contest Totals	304	304	0

STATEMENT OF VOTES CAST

Consolidated Elections

November 7, 2023

OFFICIAL RESULTS

Pima County

43

Council Member Ward 2 City of Tucson

Vote For 1

	TOTAL	Mail & Early	PROV
CUNNINGHAM, PAUL (DEM)	223	223	0
SHACK, ERNIE (REP)	60	60	0
SPICER, PENDLETON "PENNY" (LBT)	13	13	0
Write-In Totals	1	1	0
Overvotes	0	0	0
Undervotes	7	7	0
Contest Totals	304	304	0

Council Member Ward 4 City of Tucson

Vote For 1

	TOTAL	Mail & Early	PROV
LEE, NIKKI (DEM)	230	230	0
KAPLOWITCH, ROSS (REP)	66	66	0
Write-In Totals	1	1	0
Overvotes	0	0	0
Undervotes	7	7	0
Contest Totals	304	304	0

PROPOSITION 413 City of Tucson

Vote For 1

	TOTAL	Mail & Early	PROV
Yes	154	154	0
No	141	141	0
Overvotes	0	0	0
Undervotes	9	9	0
Contest Totals	304	304	0

43

PROPOSITION 496 - Tucson Unified School District (TUSD) No. 1
Vote For 1

	TOTAL	Mail & Early	PROV
Bond Approval, Yes	183	183	0
Bond Approval, No	103	103	0
Overvotes	0	0	0
Undervotes	18	18	0
Contest Totals	304	304	0

STATEMENT OF VOTES CAST

Consolidated Elections

November 7, 2023

OFFICIAL RESULTS

Pima County

044

STATISTICS

	TOTAL	Mail & Early	PROV
Registered Voters - Total	2,210		
Ballots Cast - Total	634	634	0
Ballots Cast - Blank	0	0	0
Voter Turnout - Total	28.69%		

Mayor City of Tucson

Vote For 1

	TOTAL	Mail & Early	PROV
ROMERO, REGINA (DEM)	511	511	0
WITTENBRAKER, JANET "JL" (REP)	61	61	0
KERSCHEN, ARTHUR (LBT)	5	5	0
ACKERLEY, ED (IND)	45	45	0
Write-In Totals	8	8	0
Overvotes	0	0	0
Undervotes	4	4	0
Contest Totals	634	634	0

Council Member Ward 1 City of Tucson

Vote For 1

	TOTAL	Mail & Early	PROV
SANTA CRUZ, LANE (DEM)	529	529	0
LEM, VICTORIA (REP)	86	86	0
Write-In Totals	6	6	0
Overvotes	0	0	0
Undervotes	13	13	0
Contest Totals	634	634	0

STATEMENT OF VOTES CAST

Consolidated Elections

November 7, 2023

OFFICIAL RESULTS

Pima County

044

Council Member Ward 2 City of Tucson

Vote For 1

	TOTAL	Mail & Early	PROV
CUNNINGHAM, PAUL (DEM)	525	525	0
SHACK, ERNIE (REP)	62	62	0
SPICER, PENDLETON "PENNY" (LBT)	25	25	0
Write-In Totals	8	8	0
Overvotes	0	0	0
Undervotes	14	14	0
Contest Totals	634	634	0

Council Member Ward 4 City of Tucson

Vote For 1

	TOTAL	Mail & Early	PROV
LEE, NIKKI (DEM)	530	530	0
KAPLOWITCH, ROSS (REP)	76	76	0
Write-In Totals	4	4	0
Overvotes	0	0	0
Undervotes	24	24	0
Contest Totals	634	634	0

PROPOSITION 413 City of Tucson

Vote For 1

	TOTAL	Mail & Early	PROV
Yes	451	451	0
No	165	165	0
Overvotes	2	2	0
Undervotes	16	16	0
Contest Totals	634	634	0

044

PROPOSITION 496 - Tucson Unified School District (TUSD) No. 1
Vote For 1

	TOTAL	Mail & Early	PROV
Bond Approval, Yes	497	497	0
Bond Approval, No	117	117	0
Overvotes	0	0	0
Undervotes	20	20	0
Contest Totals	634	634	0

STATEMENT OF VOTES CAST

Consolidated Elections

November 7, 2023

OFFICIAL RESULTS

Pima County

045

STATISTICS

	TOTAL	Mail & Early	PROV
Registered Voters - Total	1,971		
Ballots Cast - Total	763	763	0
Ballots Cast - Blank	0	0	0
Voter Turnout - Total	38.71%		

Mayor City of Tucson

Vote For 1

	TOTAL	Mail & Early	PROV
ROMERO, REGINA (DEM)	619	619	0
WITTENBRAKER, JANET "JL" (REP)	81	81	0
KERSCHEN, ARTHUR (LBT)	11	11	0
ACKERLEY, ED (IND)	31	31	0
Write-In Totals	5	5	0
Overvotes	0	0	0
Undervotes	16	16	0
Contest Totals	763	763	0

Council Member Ward 1 City of Tucson

Vote For 1

	TOTAL	Mail & Early	PROV
SANTA CRUZ, LANE (DEM)	620	620	0
LEM, VICTORIA (REP)	109	109	0
Write-In Totals	9	9	0
Overvotes	0	0	0
Undervotes	25	25	0
Contest Totals	763	763	0

STATEMENT OF VOTES CAST

Consolidated Elections

November 7, 2023

OFFICIAL RESULTS

Pima County

045

Council Member Ward 2 City of Tucson

Vote For 1

	TOTAL	Mail & Early	PROV
CUNNINGHAM, PAUL (DEM)	624	624	0
SHACK, ERNIE (REP)	87	87	0
SPICER, PENDLETON "PENNY" (LBT)	25	25	0
Write-In Totals	4	4	0
Overvotes	1	1	0
Undervotes	22	22	0
Contest Totals	763	763	0

Council Member Ward 4 City of Tucson

Vote For 1

	TOTAL	Mail & Early	PROV
LEE, NIKKI (DEM)	627	627	0
KAPLOWITCH, ROSS (REP)	91	91	0
Write-In Totals	4	4	0
Overvotes	0	0	0
Undervotes	41	41	0
Contest Totals	763	763	0

PROPOSITION 413 City of Tucson

Vote For 1

	TOTAL	Mail & Early	PROV
Yes	553	553	0
No	193	193	0
Overvotes	0	0	0
Undervotes	17	17	0
Contest Totals	763	763	0

045

PROPOSITION 496 - Tucson Unified School District (TUSD) No. 1
Vote For 1

	TOTAL	Mail & Early	PROV
Bond Approval, Yes	596	596	0
Bond Approval, No	138	138	0
Overvotes	0	0	0
Undervotes	29	29	0
Contest Totals	763	763	0

STATEMENT OF VOTES CAST

Consolidated Elections

November 7, 2023

OFFICIAL RESULTS

Pima County

047

STATISTICS

	TOTAL	Mail & Early	PROV
Registered Voters - Total	3,968		
Ballots Cast - Total	632	632	0
Ballots Cast - Blank	2	2	0
Voter Turnout - Total	15.93%		

Mayor City of Tucson

Vote For 1

	TOTAL	Mail & Early	PROV
ROMERO, REGINA (DEM)	270	270	0
WITTENBRAKER, JANET "JL" (REP)	63	63	0
KERSCHEN, ARTHUR (LBT)	4	4	0
ACKERLEY, ED (IND)	20	20	0
Write-In Totals	0	0	0
Overvotes	0	0	0
Undervotes	5	5	0
Contest Totals	362	362	0

Council Member Ward 1 City of Tucson

Vote For 1

	TOTAL	Mail & Early	PROV
SANTA CRUZ, LANE (DEM)	270	270	0
LEM, VICTORIA (REP)	87	87	0
Write-In Totals	1	1	0
Overvotes	0	0	0
Undervotes	4	4	0
Contest Totals	362	362	0

STATEMENT OF VOTES CAST

Consolidated Elections

November 7, 2023

OFFICIAL RESULTS

Pima County

047

Council Member Ward 2 City of Tucson

Vote For 1

	TOTAL	Mail & Early	PROV
CUNNINGHAM, PAUL (DEM)	263	263	0
SHACK, ERNIE (REP)	70	70	0
SPICER, PENDLETON "PENNY" (LBT)	16	16	0
Write-In Totals	0	0	0
Overvotes	0	0	0
Undervotes	13	13	0
Contest Totals	362	362	0

Council Member Ward 4 City of Tucson

Vote For 1

	TOTAL	Mail & Early	PROV
LEE, NIKKI (DEM)	280	280	0
KAPLOWITCH, ROSS (REP)	72	72	0
Write-In Totals	0	0	0
Overvotes	0	0	0
Undervotes	10	10	0
Contest Totals	362	362	0

PROPOSITION 413 City of Tucson

Vote For 1

	TOTAL	Mail & Early	PROV
Yes	170	170	0
No	181	181	0
Overvotes	0	0	0
Undervotes	11	11	0
Contest Totals	362	362	0

047

PROPOSITION 496 - Tucson Unified School District (TUSD) No. 1

Vote For 1

	TOTAL	Mail & Early	PROV
Bond Approval, Yes	382	382	0
Bond Approval, No	232	232	0
Overvotes	0	0	0
Undervotes	18	18	0
Contest Totals	632	632	0

STATEMENT OF VOTES CAST

Consolidated Elections

November 7, 2023

OFFICIAL RESULTS

Pima County

048

STATISTICS

	TOTAL	Mail & Early	PROV
Registered Voters - Total	2,958		
Ballots Cast - Total	432	432	0
Ballots Cast - Blank	0	0	0
Voter Turnout - Total	14.60%		

Mayor City of Tucson

Vote For 1

	TOTAL	Mail & Early	PROV
ROMERO, REGINA (DEM)	141	141	0
WITTENBRAKER, JANET "JL" (REP)	90	90	0
KERSCHEN, ARTHUR (LBT)	4	4	0
ACKERLEY, ED (IND)	18	18	0
Write-In Totals	0	0	0
Overvotes	1	1	0
Undervotes	3	3	0
Contest Totals	257	257	0

Council Member Ward 1 City of Tucson

Vote For 1

	TOTAL	Mail & Early	PROV
SANTA CRUZ, LANE (DEM)	142	142	0
LEM, VICTORIA (REP)	103	103	0
Write-In Totals	1	1	0
Overvotes	0	0	0
Undervotes	11	11	0
Contest Totals	257	257	0

STATEMENT OF VOTES CAST

Consolidated Elections

November 7, 2023

OFFICIAL RESULTS

Pima County

048

Council Member Ward 2 City of Tucson

Vote For 1

	TOTAL	Mail & Early	PROV
CUNNINGHAM, PAUL (DEM)	144	144	0
SHACK, ERNIE (REP)	95	95	0
SPICER, PENDLETON "PENNY" (LBT)	9	9	0
Write-In Totals	0	0	0
Overvotes	0	0	0
Undervotes	9	9	0
Contest Totals	257	257	0

Council Member Ward 4 City of Tucson

Vote For 1

	TOTAL	Mail & Early	PROV
LEE, NIKKI (DEM)	145	145	0
KAPLOWITCH, ROSS (REP)	100	100	0
Write-In Totals	0	0	0
Overvotes	0	0	0
Undervotes	12	12	0
Contest Totals	257	257	0

PROPOSITION 413 City of Tucson

Vote For 1

	TOTAL	Mail & Early	PROV
Yes	95	95	0
No	158	158	0
Overvotes	0	0	0
Undervotes	4	4	0
Contest Totals	257	257	0

STATEMENT OF VOTES CAST

Consolidated Elections

November 7, 2023

OFFICIAL RESULTS

Pima County

048

PROPOSITION 498 - Sunnyside Unified School District No. 12

Vote For 1

	TOTAL	Mail & Early	PROV
Budget Increase, Yes	247	247	0
Budget Increase, No	176	176	0
Overvotes	1	1	0
Undervotes	8	8	0
Contest Totals	432	432	0

PROPOSITION 499 - Sunnyside Unified School District No. 12

Vote For 1

	TOTAL	Mail & Early	PROV
Budget Increase, Yes	239	239	0
Budget Increase, No	183	183	0
Overvotes	0	0	0
Undervotes	10	10	0
Contest Totals	432	432	0

STATEMENT OF VOTES CAST

Consolidated Elections

November 7, 2023

OFFICIAL RESULTS

Pima County

049

STATISTICS

	TOTAL	Mail & Early	PROV
Registered Voters - Total	1,770		
Ballots Cast - Total	596	596	0
Ballots Cast - Blank	1	1	0
Voter Turnout - Total	33.67%		

Mayor City of Tucson

Vote For 1

	TOTAL	Mail & Early	PROV
ROMERO, REGINA (DEM)	220	220	0
WITTENBRAKER, JANET "JL" (REP)	316	316	0
KERSCHEN, ARTHUR (LBT)	9	9	0
ACKERLEY, ED (IND)	45	45	0
Write-In Totals	1	1	0
Overvotes	0	0	0
Undervotes	5	5	0
Contest Totals	596	596	0

Council Member Ward 1 City of Tucson

Vote For 1

	TOTAL	Mail & Early	PROV
SANTA CRUZ, LANE (DEM)	237	237	0
LEM, VICTORIA (REP)	347	347	0
Write-In Totals	1	1	0
Overvotes	0	0	0
Undervotes	11	11	0
Contest Totals	596	596	0

STATEMENT OF VOTES CAST

OFFICIAL RESULTS

Consolidated Elections

November 7, 2023

Pima County

049

Council Member Ward 2 City of Tucson

Vote For 1

	TOTAL	Mail & Early	PROV
CUNNINGHAM, PAUL (DEM)	240	240	0
SHACK, ERNIE (REP)	321	321	0
SPICER, PENDLETON "PENNY" (LBT)	25	25	0
Write-In Totals	0	0	0
Overvotes	0	0	0
Undervotes	10	10	0
Contest Totals	596	596	0

Council Member Ward 4 City of Tucson

Vote For 1

	TOTAL	Mail & Early	PROV
LEE, NIKKI (DEM)	259	259	0
KAPLOWITCH, ROSS (REP)	323	323	0
Write-In Totals	2	2	0
Overvotes	0	0	0
Undervotes	12	12	0
Contest Totals	596	596	0

PROPOSITION 413 City of Tucson

Vote For 1

	TOTAL	Mail & Early	PROV
Yes	192	192	0
No	375	375	0
Overvotes	0	0	0
Undervotes	29	29	0
Contest Totals	596	596	0

STATEMENT OF VOTES CAST

Consolidated Elections

November 7, 2023

OFFICIAL RESULTS

Pima County

050

STATISTICS

	TOTAL	Mail & Early	PROV
Registered Voters - Total	2,521		
Ballots Cast - Total	510	510	0
Ballots Cast - Blank	0	0	0
Voter Turnout - Total	20.23%		

Mayor City of Tucson

Vote For 1

	TOTAL	Mail & Early	PROV
ROMERO, REGINA (DEM)	365	365	0
WITTENBRAKER, JANET "JL" (REP)	107	107	0
KERSCHEN, ARTHUR (LBT)	4	4	0
ACKERLEY, ED (IND)	24	24	0
Write-In Totals	1	1	0
Overvotes	2	2	0
Undervotes	7	7	0
Contest Totals	510	510	0

Council Member Ward 1 City of Tucson

Vote For 1

	TOTAL	Mail & Early	PROV
SANTA CRUZ, LANE (DEM)	381	381	0
LEM, VICTORIA (REP)	120	120	0
Write-In Totals	0	0	0
Overvotes	0	0	0
Undervotes	9	9	0
Contest Totals	510	510	0

STATEMENT OF VOTES CAST

Consolidated Elections

November 7, 2023

OFFICIAL RESULTS

Pima County

050

Council Member Ward 2 City of Tucson

Vote For 1

	TOTAL	Mail & Early	PROV
CUNNINGHAM, PAUL (DEM)	383	383	0
SHACK, ERNIE (REP)	106	106	0
SPICER, PENDLETON "PENNY" (LBT)	13	13	0
Write-In Totals	0	0	0
Overvotes	1	1	0
Undervotes	7	7	0
Contest Totals	510	510	0

Council Member Ward 4 City of Tucson

Vote For 1

	TOTAL	Mail & Early	PROV
LEE, NIKKI (DEM)	392	392	0
KAPLOWITCH, ROSS (REP)	103	103	0
Write-In Totals	1	1	0
Overvotes	0	0	0
Undervotes	14	14	0
Contest Totals	510	510	0

PROPOSITION 413 City of Tucson

Vote For 1

	TOTAL	Mail & Early	PROV
Yes	255	255	0
No	247	247	0
Overvotes	0	0	0
Undervotes	8	8	0
Contest Totals	510	510	0

050

PROPOSITION 496 - Tucson Unified School District (TUSD) No. 1
Vote For 1

	TOTAL	Mail & Early	PROV
Bond Approval, Yes	288	288	0
Bond Approval, No	204	204	0
Overvotes	0	0	0
Undervotes	18	18	0
Contest Totals	510	510	0

STATEMENT OF VOTES CAST

Consolidated Elections

November 7, 2023

OFFICIAL RESULTS

Pima County

051

STATISTICS

	TOTAL	Mail & Early	PROV
Registered Voters - Total	2,023		
Ballots Cast - Total	386	386	0
Ballots Cast - Blank	0	0	0
Voter Turnout - Total	19.08%		

Mayor City of Tucson

Vote For 1

	TOTAL	Mail & Early	PROV
ROMERO, REGINA (DEM)	279	279	0
WITTENBRAKER, JANET "JL" (REP)	66	66	0
KERSCHEN, ARTHUR (LBT)	4	4	0
ACKERLEY, ED (IND)	33	33	0
Write-In Totals	1	1	0
Overvotes	0	0	0
Undervotes	3	3	0
Contest Totals	386	386	0

Council Member Ward 1 City of Tucson

Vote For 1

	TOTAL	Mail & Early	PROV
SANTA CRUZ, LANE (DEM)	288	288	0
LEM, VICTORIA (REP)	89	89	0
Write-In Totals	0	0	0
Overvotes	0	0	0
Undervotes	9	9	0
Contest Totals	386	386	0

STATEMENT OF VOTES CAST

Consolidated Elections

November 7, 2023

OFFICIAL RESULTS

Pima County

051

Council Member Ward 2 City of Tucson

Vote For 1

	TOTAL	Mail & Early	PROV
CUNNINGHAM, PAUL (DEM)	300	300	0
SHACK, ERNIE (REP)	68	68	0
SPICER, PENDLETON "PENNY" (LBT)	9	9	0
Write-In Totals	0	0	0
Overvotes	0	0	0
Undervotes	9	9	0
Contest Totals	386	386	0

Council Member Ward 4 City of Tucson

Vote For 1

	TOTAL	Mail & Early	PROV
LEE, NIKKI (DEM)	299	299	0
KAPLOWITCH, ROSS (REP)	71	71	0
Write-In Totals	0	0	0
Overvotes	0	0	0
Undervotes	16	16	0
Contest Totals	386	386	0

PROPOSITION 413 City of Tucson

Vote For 1

	TOTAL	Mail & Early	PROV
Yes	180	180	0
No	196	196	0
Overvotes	0	0	0
Undervotes	10	10	0
Contest Totals	386	386	0

STATEMENT OF VOTES CAST

Consolidated Elections

November 7, 2023

OFFICIAL RESULTS

Pima County

051

PROPOSITION 498 - Sunnyside Unified School District No. 12

Vote For 1

	TOTAL	Mail & Early	PROV
Budget Increase, Yes	257	257	0
Budget Increase, No	104	104	0
Overvotes	0	0	0
Undervotes	25	25	0
Contest Totals	386	386	0

PROPOSITION 499 - Sunnyside Unified School District No. 12

Vote For 1

	TOTAL	Mail & Early	PROV
Budget Increase, Yes	263	263	0
Budget Increase, No	113	113	0
Overvotes	0	0	0
Undervotes	10	10	0
Contest Totals	386	386	0

STATEMENT OF VOTES CAST

Consolidated Elections

November 7, 2023

OFFICIAL RESULTS

Pima County

052

STATISTICS

	TOTAL	Mail & Early	PROV
Registered Voters - Total	2,354		
Ballots Cast - Total	469	469	0
Ballots Cast - Blank	0	0	0
Voter Turnout - Total	19.92%		

Mayor City of Tucson

Vote For 1

	TOTAL	Mail & Early	PROV
ROMERO, REGINA (DEM)	307	307	0
WITTENBRAKER, JANET "JL" (REP)	112	112	0
KERSCHEN, ARTHUR (LBT)	6	6	0
ACKERLEY, ED (IND)	36	36	0
Write-In Totals	0	0	0
Overvotes	1	1	0
Undervotes	7	7	0
Contest Totals	469	469	0

Council Member Ward 1 City of Tucson

Vote For 1

	TOTAL	Mail & Early	PROV
SANTA CRUZ, LANE (DEM)	316	316	0
LEM, VICTORIA (REP)	146	146	0
Write-In Totals	0	0	0
Overvotes	0	0	0
Undervotes	7	7	0
Contest Totals	469	469	0

STATEMENT OF VOTES CAST

OFFICIAL RESULTS

Consolidated Elections

November 7, 2023

Pima County

052

Council Member Ward 2 City of Tucson

Vote For 1

	TOTAL	Mail & Early	PROV
CUNNINGHAM, PAUL (DEM)	334	334	0
SHACK, ERNIE (REP)	114	114	0
SPICER, PENDLETON "PENNY" (LBT)	12	12	0
Write-In Totals	0	0	0
Overvotes	0	0	0
Undervotes	9	9	0
Contest Totals	469	469	0

Council Member Ward 4 City of Tucson

Vote For 1

	TOTAL	Mail & Early	PROV
LEE, NIKKI (DEM)	345	345	0
KAPLOWITCH, ROSS (REP)	109	109	0
Write-In Totals	0	0	0
Overvotes	0	0	0
Undervotes	15	15	0
Contest Totals	469	469	0

PROPOSITION 413 City of Tucson

Vote For 1

	TOTAL	Mail & Early	PROV
Yes	202	202	0
No	256	256	0
Overvotes	0	0	0
Undervotes	11	11	0
Contest Totals	469	469	0

STATEMENT OF VOTES CAST

Consolidated Elections

November 7, 2023

OFFICIAL RESULTS

Pima County

052

PROPOSITION 498 - Sunnyside Unified School District No. 12

Vote For 1

	TOTAL	Mail & Early	PROV
Budget Increase, Yes	298	298	0
Budget Increase, No	149	149	0
Overvotes	0	0	0
Undervotes	22	22	0
Contest Totals	469	469	0

PROPOSITION 499 - Sunnyside Unified School District No. 12

Vote For 1

	TOTAL	Mail & Early	PROV
Budget Increase, Yes	298	298	0
Budget Increase, No	159	159	0
Overvotes	0	0	0
Undervotes	12	12	0
Contest Totals	469	469	0

STATEMENT OF VOTES CAST

Consolidated Elections

November 7, 2023

OFFICIAL RESULTS

Pima County

053

STATISTICS

	TOTAL	Mail & Early	PROV
Registered Voters - Total	6,011		
Ballots Cast - Total	1,061	1,061	0
Ballots Cast - Blank	0	0	0
Voter Turnout - Total	17.65%		

Mayor City of Tucson

Vote For 1

	TOTAL	Mail & Early	PROV
ROMERO, REGINA (DEM)	743	743	0
WITTENBRAKER, JANET "JL" (REP)	239	239	0
KERSCHEN, ARTHUR (LBT)	10	10	0
ACKERLEY, ED (IND)	57	57	0
Write-In Totals	1	1	0
Overvotes	2	2	0
Undervotes	9	9	0
Contest Totals	1,061	1,061	0

Council Member Ward 1 City of Tucson

Vote For 1

	TOTAL	Mail & Early	PROV
SANTA CRUZ, LANE (DEM)	760	760	0
LEM, VICTORIA (REP)	285	285	0
Write-In Totals	3	3	0
Overvotes	0	0	0
Undervotes	13	13	0
Contest Totals	1,061	1,061	0

STATEMENT OF VOTES CAST

Consolidated Elections

November 7, 2023

OFFICIAL RESULTS

Pima County

053

Council Member Ward 2 City of Tucson

Vote For 1

	TOTAL	Mail & Early	PROV
CUNNINGHAM, PAUL (DEM)	740	740	0
SHACK, ERNIE (REP)	251	251	0
SPICER, PENDLETON "PENNY" (LBT)	45	45	0
Write-In Totals	1	1	0
Overvotes	1	1	0
Undervotes	23	23	0
Contest Totals	1,061	1,061	0

Council Member Ward 4 City of Tucson

Vote For 1

	TOTAL	Mail & Early	PROV
LEE, NIKKI (DEM)	756	756	0
KAPLOWITCH, ROSS (REP)	268	268	0
Write-In Totals	4	4	0
Overvotes	0	0	0
Undervotes	33	33	0
Contest Totals	1,061	1,061	0

PROPOSITION 413 City of Tucson

Vote For 1

	TOTAL	Mail & Early	PROV
Yes	462	462	0
No	573	573	0
Overvotes	0	0	0
Undervotes	26	26	0
Contest Totals	1,061	1,061	0

STATEMENT OF VOTES CAST

Consolidated Elections

November 7, 2023

OFFICIAL RESULTS

Pima County

053

PROPOSITION 498 - Sunnyside Unified School District No. 12

Vote For 1

	TOTAL	Mail & Early	PROV
Budget Increase, Yes	677	677	0
Budget Increase, No	330	330	0
Overvotes	0	0	0
Undervotes	54	54	0
Contest Totals	1,061	1,061	0

PROPOSITION 499 - Sunnyside Unified School District No. 12

Vote For 1

	TOTAL	Mail & Early	PROV
Budget Increase, Yes	659	659	0
Budget Increase, No	370	370	0
Overvotes	0	0	0
Undervotes	32	32	0
Contest Totals	1,061	1,061	0

STATEMENT OF VOTES CAST

Consolidated Elections

November 7, 2023

OFFICIAL RESULTS

Pima County

054

STATISTICS

	TOTAL	Mail & Early	PROV
Registered Voters - Total	2,752		
Ballots Cast - Total	526	526	0
Ballots Cast - Blank	0	0	0
Voter Turnout - Total	19.11%		

Mayor City of Tucson

Vote For 1

	TOTAL	Mail & Early	PROV
ROMERO, REGINA (DEM)	115	115	0
WITTENBRAKER, JANET "JL" (REP)	76	76	0
KERSCHEN, ARTHUR (LBT)	9	9	0
ACKERLEY, ED (IND)	11	11	0
Write-In Totals	0	0	0
Overvotes	0	0	0
Undervotes	2	2	0
Contest Totals	213	213	0

Council Member Ward 1 City of Tucson

Vote For 1

	TOTAL	Mail & Early	PROV
SANTA CRUZ, LANE (DEM)	114	114	0
LEM, VICTORIA (REP)	91	91	0
Write-In Totals	1	1	0
Overvotes	0	0	0
Undervotes	7	7	0
Contest Totals	213	213	0

STATEMENT OF VOTES CAST

Consolidated Elections

November 7, 2023

OFFICIAL RESULTS

Pima County

054

Council Member Ward 2 City of Tucson

Vote For 1

	TOTAL	Mail & Early	PROV
CUNNINGHAM, PAUL (DEM)	119	119	0
SHACK, ERNIE (REP)	82	82	0
SPICER, PENDLETON "PENNY" (LBT)	6	6	0
Write-In Totals	0	0	0
Overvotes	0	0	0
Undervotes	6	6	0
Contest Totals	213	213	0

Council Member Ward 4 City of Tucson

Vote For 1

	TOTAL	Mail & Early	PROV
LEE, NIKKI (DEM)	121	121	0
KAPLOWITCH, ROSS (REP)	84	84	0
Write-In Totals	1	1	0
Overvotes	0	0	0
Undervotes	7	7	0
Contest Totals	213	213	0

PROPOSITION 413 City of Tucson

Vote For 1

	TOTAL	Mail & Early	PROV
Yes	70	70	0
No	136	136	0
Overvotes	0	0	0
Undervotes	7	7	0
Contest Totals	213	213	0

STATEMENT OF VOTES CAST

Consolidated Elections

November 7, 2023

OFFICIAL RESULTS

Pima County

054

PROPOSITION 496 - Tucson Unified School District (TUSD) No. 1

Vote For 1

	TOTAL	Mail & Early	PROV
Bond Approval, Yes	0	0	0
Bond Approval, No	0	0	0
Overvotes	0	0	0
Undervotes	0	0	0
Contest Totals	0	0	0

PROPOSITION 498 - Sunnyside Unified School District No. 12

Vote For 1

	TOTAL	Mail & Early	PROV
Budget Increase, Yes	273	273	0
Budget Increase, No	243	243	0
Overvotes	0	0	0
Undervotes	10	10	0
Contest Totals	526	526	0

PROPOSITION 499 - Sunnyside Unified School District No. 12

Vote For 1

	TOTAL	Mail & Early	PROV
Budget Increase, Yes	253	253	0
Budget Increase, No	255	255	0
Overvotes	0	0	0
Undervotes	18	18	0
Contest Totals	526	526	0

STATEMENT OF VOTES CAST

Consolidated Elections

November 7, 2023

OFFICIAL RESULTS

Pima County

055

STATISTICS

	TOTAL	Mail & Early	PROV
Registered Voters - Total	525		
Ballots Cast - Total	87	87	0
Ballots Cast - Blank	0	0	0
Voter Turnout - Total	16.57%		

Mayor City of Tucson

Vote For 1

	TOTAL	Mail & Early	PROV
ROMERO, REGINA (DEM)	58	58	0
WITTENBRAKER, JANET "JL" (REP)	25	25	0
KERSCHEN, ARTHUR (LBT)	0	0	0
ACKERLEY, ED (IND)	4	4	0
Write-In Totals	0	0	0
Overvotes	0	0	0
Undervotes	0	0	0
Contest Totals	87	87	0

Council Member Ward 1 City of Tucson

Vote For 1

	TOTAL	Mail & Early	PROV
SANTA CRUZ, LANE (DEM)	59	59	0
LEM, VICTORIA (REP)	27	27	0
Write-In Totals	0	0	0
Overvotes	0	0	0
Undervotes	1	1	0
Contest Totals	87	87	0

STATEMENT OF VOTES CAST

Consolidated Elections

November 7, 2023

OFFICIAL RESULTS

Pima County

055

Council Member Ward 2 City of Tucson

Vote For 1

	TOTAL	Mail & Early	PROV
CUNNINGHAM, PAUL (DEM)	56	56	0
SHACK, ERNIE (REP)	27	27	0
SPICER, PENDLETON "PENNY" (LBT)	2	2	0
Write-In Totals	0	0	0
Overvotes	0	0	0
Undervotes	2	2	0
Contest Totals	87	87	0

Council Member Ward 4 City of Tucson

Vote For 1

	TOTAL	Mail & Early	PROV
LEE, NIKKI (DEM)	59	59	0
KAPLOWITCH, ROSS (REP)	26	26	0
Write-In Totals	0	0	0
Overvotes	0	0	0
Undervotes	2	2	0
Contest Totals	87	87	0

PROPOSITION 413 City of Tucson

Vote For 1

	TOTAL	Mail & Early	PROV
Yes	44	44	0
No	30	30	0
Overvotes	0	0	0
Undervotes	13	13	0
Contest Totals	87	87	0

STATEMENT OF VOTES CAST

Consolidated Elections

November 7, 2023

OFFICIAL RESULTS

Pima County

056

STATISTICS

	TOTAL	Mail & Early	PROV
Registered Voters - Total	0		
Ballots Cast - Total	0	0	0
Ballots Cast - Blank	0	0	0
Voter Turnout - Total	0.00%		

Mayor City of Tucson

Vote For 1

	TOTAL	Mail & Early	PROV
ROMERO, REGINA (DEM)	0	0	0
WITTENBRAKER, JANET "JL" (REP)	0	0	0
KERSCHEN, ARTHUR (LBT)	0	0	0
ACKERLEY, ED (IND)	0	0	0
Write-In Totals	0	0	0
Overvotes	0	0	0
Undervotes	0	0	0
Contest Totals	0	0	0

Council Member Ward 1 City of Tucson

Vote For 1

	TOTAL	Mail & Early	PROV
SANTA CRUZ, LANE (DEM)	0	0	0
LEM, VICTORIA (REP)	0	0	0
Write-In Totals	0	0	0
Overvotes	0	0	0
Undervotes	0	0	0
Contest Totals	0	0	0

STATEMENT OF VOTES CAST

OFFICIAL RESULTS

Consolidated Elections

November 7, 2023

Pima County

056

Council Member Ward 2 City of Tucson

Vote For 1

	TOTAL	Mail & Early	PROV
CUNNINGHAM, PAUL (DEM)	0	0	0
SHACK, ERNIE (REP)	0	0	0
SPICER, PENDLETON "PENNY" (LBT)	0	0	0
Write-In Totals	0	0	0
Overvotes	0	0	0
Undervotes	0	0	0
Contest Totals	0	0	0

Council Member Ward 4 City of Tucson

Vote For 1

	TOTAL	Mail & Early	PROV
LEE, NIKKI (DEM)	0	0	0
KAPLOWITCH, ROSS (REP)	0	0	0
Write-In Totals	0	0	0
Overvotes	0	0	0
Undervotes	0	0	0
Contest Totals	0	0	0

PROPOSITION 413 City of Tucson

Vote For 1

	TOTAL	Mail & Early	PROV
Yes	0	0	0
No	0	0	0
Overvotes	0	0	0
Undervotes	0	0	0
Contest Totals	0	0	0

STATEMENT OF VOTES CAST

Consolidated Elections

November 7, 2023

OFFICIAL RESULTS

Pima County

057

STATISTICS

	TOTAL	Mail & Early	PROV
Registered Voters - Total	3,756		
Ballots Cast - Total	1,128	1,128	0
Ballots Cast - Blank	0	0	0
Voter Turnout - Total	30.03%		

Mayor City of Tucson

Vote For 1

	TOTAL	Mail & Early	PROV
ROMERO, REGINA (DEM)	811	811	0
WITTENBRAKER, JANET "JL" (REP)	241	241	0
KERSCHEN, ARTHUR (LBT)	14	14	0
ACKERLEY, ED (IND)	51	51	0
Write-In Totals	4	4	0
Overvotes	0	0	0
Undervotes	7	7	0
Contest Totals	1,128	1,128	0

Council Member Ward 1 City of Tucson

Vote For 1

	TOTAL	Mail & Early	PROV
SANTA CRUZ, LANE (DEM)	808	808	0
LEM, VICTORIA (REP)	283	283	0
Write-In Totals	3	3	0
Overvotes	0	0	0
Undervotes	34	34	0
Contest Totals	1,128	1,128	0

STATEMENT OF VOTES CAST

Consolidated Elections

November 7, 2023

OFFICIAL RESULTS

Pima County

057

Council Member Ward 2 City of Tucson

Vote For 1

	TOTAL	Mail & Early	PROV
CUNNINGHAM, PAUL (DEM)	818	818	0
SHACK, ERNIE (REP)	238	238	0
SPICER, PENDLETON "PENNY" (LBT)	43	43	0
Write-In Totals	2	2	0
Overvotes	1	1	0
Undervotes	26	26	0
Contest Totals	1,128	1,128	0

Council Member Ward 4 City of Tucson

Vote For 1

	TOTAL	Mail & Early	PROV
LEE, NIKKI (DEM)	829	829	0
KAPLOWITCH, ROSS (REP)	259	259	0
Write-In Totals	3	3	0
Overvotes	0	0	0
Undervotes	37	37	0
Contest Totals	1,128	1,128	0

PROPOSITION 413 City of Tucson

Vote For 1

	TOTAL	Mail & Early	PROV
Yes	634	634	0
No	409	409	0
Overvotes	0	0	0
Undervotes	85	85	0
Contest Totals	1,128	1,128	0

STATEMENT OF VOTES CAST

Consolidated Elections

November 7, 2023

OFFICIAL RESULTS

Pima County

058

STATISTICS

	TOTAL	Mail & Early	PROV
Registered Voters - Total	1,044		
Ballots Cast - Total	330	330	0
Ballots Cast - Blank	0	0	0
Voter Turnout - Total	31.61%		

Mayor City of Tucson

Vote For 1

	TOTAL	Mail & Early	PROV
ROMERO, REGINA (DEM)	228	228	0
WITTENBRAKER, JANET "JL" (REP)	79	79	0
KERSCHEN, ARTHUR (LBT)	3	3	0
ACKERLEY, ED (IND)	19	19	0
Write-In Totals	0	0	0
Overvotes	0	0	0
Undervotes	1	1	0
Contest Totals	330	330	0

Council Member Ward 1 City of Tucson

Vote For 1

	TOTAL	Mail & Early	PROV
SANTA CRUZ, LANE (DEM)	234	234	0
LEM, VICTORIA (REP)	89	89	0
Write-In Totals	0	0	0
Overvotes	0	0	0
Undervotes	7	7	0
Contest Totals	330	330	0

STATEMENT OF VOTES CAST

Consolidated Elections

November 7, 2023

OFFICIAL RESULTS

Pima County

058

Council Member Ward 2 City of Tucson

Vote For 1

	TOTAL	Mail & Early	PROV
CUNNINGHAM, PAUL (DEM)	228	228	0
SHACK, ERNIE (REP)	78	78	0
SPICER, PENDLETON "PENNY" (LBT)	18	18	0
Write-In Totals	0	0	0
Overvotes	0	0	0
Undervotes	6	6	0
Contest Totals	330	330	0

Council Member Ward 4 City of Tucson

Vote For 1

	TOTAL	Mail & Early	PROV
LEE, NIKKI (DEM)	238	238	0
KAPLOWITCH, ROSS (REP)	84	84	0
Write-In Totals	0	0	0
Overvotes	0	0	0
Undervotes	8	8	0
Contest Totals	330	330	0

PROPOSITION 413 City of Tucson

Vote For 1

	TOTAL	Mail & Early	PROV
Yes	201	201	0
No	115	115	0
Overvotes	0	0	0
Undervotes	14	14	0
Contest Totals	330	330	0

058

PROPOSITION 496 - Tucson Unified School District (TUSD) No. 1
Vote For 1

	TOTAL	Mail & Early	PROV
Bond Approval, Yes	0	0	0
Bond Approval, No	0	0	0
Overvotes	0	0	0
Undervotes	0	0	0
Contest Totals	0	0	0

STATEMENT OF VOTES CAST

Consolidated Elections

November 7, 2023

OFFICIAL RESULTS

Pima County

059

STATISTICS

	TOTAL	Mail & Early	PROV
Registered Voters - Total	2,116		
Ballots Cast - Total	496	496	0
Ballots Cast - Blank	0	0	0
Voter Turnout - Total	23.44%		

Mayor City of Tucson

Vote For 1

	TOTAL	Mail & Early	PROV
ROMERO, REGINA (DEM)	315	315	0
WITTENBRAKER, JANET "JL" (REP)	152	152	0
KERSCHEN, ARTHUR (LBT)	5	5	0
ACKERLEY, ED (IND)	19	19	0
Write-In Totals	1	1	0
Overvotes	1	1	0
Undervotes	3	3	0
Contest Totals	496	496	0

Council Member Ward 1 City of Tucson

Vote For 1

	TOTAL	Mail & Early	PROV
SANTA CRUZ, LANE (DEM)	317	317	0
LEM, VICTORIA (REP)	170	170	0
Write-In Totals	0	0	0
Overvotes	0	0	0
Undervotes	9	9	0
Contest Totals	496	496	0

STATEMENT OF VOTES CAST

OFFICIAL RESULTS

Consolidated Elections

November 7, 2023

Pima County

059

Council Member Ward 2 City of Tucson

Vote For 1

	TOTAL	Mail & Early	PROV
CUNNINGHAM, PAUL (DEM)	319	319	0
SHACK, ERNIE (REP)	147	147	0
SPICER, PENDLETON "PENNY" (LBT)	16	16	0
Write-In Totals	0	0	0
Overvotes	0	0	0
Undervotes	14	14	0
Contest Totals	496	496	0

Council Member Ward 4 City of Tucson

Vote For 1

	TOTAL	Mail & Early	PROV
LEE, NIKKI (DEM)	317	317	0
KAPLOWITCH, ROSS (REP)	163	163	0
Write-In Totals	0	0	0
Overvotes	0	0	0
Undervotes	16	16	0
Contest Totals	496	496	0

PROPOSITION 413 City of Tucson

Vote For 1

	TOTAL	Mail & Early	PROV
Yes	220	220	0
No	266	266	0
Overvotes	0	0	0
Undervotes	10	10	0
Contest Totals	496	496	0

059

PROPOSITION 496 - Tucson Unified School District (TUSD) No. 1
Vote For 1

	TOTAL	Mail & Early	PROV
Bond Approval, Yes	280	280	0
Bond Approval, No	200	200	0
Overvotes	0	0	0
Undervotes	16	16	0
Contest Totals	496	496	0

STATEMENT OF VOTES CAST

Consolidated Elections

November 7, 2023

OFFICIAL RESULTS

Pima County

060

STATISTICS

	TOTAL	Mail & Early	PROV
Registered Voters - Total	1,923		
Ballots Cast - Total	402	402	0
Ballots Cast - Blank	0	0	0
Voter Turnout - Total	20.90%		

PROPOSITION 400 - Altar Valley Elementary School District No. 51

Vote For 1

	TOTAL	Mail & Early	PROV
Budget Override Continuation, Yes	257	257	0
Budget Override Continuation, No	145	145	0
Overvotes	0	0	0
Undervotes	0	0	0
Contest Totals	402	402	0

STATEMENT OF VOTES CAST

Consolidated Elections

November 7, 2023

OFFICIAL RESULTS

Pima County

061

STATISTICS

	TOTAL	Mail & Early	PROV
Registered Voters - Total	1,200		
Ballots Cast - Total	523	523	0
Ballots Cast - Blank	1	1	0
Voter Turnout - Total	43.58%		

Mayor City of Tucson

Vote For 1

	TOTAL	Mail & Early	PROV
ROMERO, REGINA (DEM)	0	0	0
WITTENBRAKER, JANET "JL" (REP)	0	0	0
KERSCHEN, ARTHUR (LBT)	0	0	0
ACKERLEY, ED (IND)	0	0	0
Write-In Totals	0	0	0
Overvotes	0	0	0
Undervotes	0	0	0
Contest Totals	0	0	0

Council Member Ward 1 City of Tucson

Vote For 1

	TOTAL	Mail & Early	PROV
SANTA CRUZ, LANE (DEM)	0	0	0
LEM, VICTORIA (REP)	0	0	0
Write-In Totals	0	0	0
Overvotes	0	0	0
Undervotes	0	0	0
Contest Totals	0	0	0

STATEMENT OF VOTES CAST

Consolidated Elections

November 7, 2023

OFFICIAL RESULTS

Pima County

061

Council Member Ward 2 City of Tucson

Vote For 1

	TOTAL	Mail & Early	PROV
CUNNINGHAM, PAUL (DEM)	0	0	0
SHACK, ERNIE (REP)	0	0	0
SPICER, PENDLETON "PENNY" (LBT)	0	0	0
Write-In Totals	0	0	0
Overvotes	0	0	0
Undervotes	0	0	0
Contest Totals	0	0	0

Council Member Ward 4 City of Tucson

Vote For 1

	TOTAL	Mail & Early	PROV
LEE, NIKKI (DEM)	0	0	0
KAPLOWITCH, ROSS (REP)	0	0	0
Write-In Totals	0	0	0
Overvotes	0	0	0
Undervotes	0	0	0
Contest Totals	0	0	0

PROPOSITION 413 City of Tucson

Vote For 1

	TOTAL	Mail & Early	PROV
Yes	0	0	0
No	0	0	0
Overvotes	0	0	0
Undervotes	0	0	0
Contest Totals	0	0	0

061

PROPOSITION 496 - Tucson Unified School District (TUSD) No. 1
Vote For 1

	TOTAL	Mail & Early	PROV
Bond Approval, Yes	309	309	0
Bond Approval, No	213	213	0
Overvotes	0	0	0
Undervotes	1	1	0
Contest Totals	523	523	0

STATEMENT OF VOTES CAST

Consolidated Elections

November 7, 2023

OFFICIAL RESULTS

Pima County

062

STATISTICS

	TOTAL	Mail & Early	PROV
Registered Voters - Total	1,996		
Ballots Cast - Total	303	303	0
Ballots Cast - Blank	0	0	0
Voter Turnout - Total	15.18%		

Mayor City of Tucson

Vote For 1

	TOTAL	Mail & Early	PROV
ROMERO, REGINA (DEM)	247	247	0
WITTENBRAKER, JANET "JL" (REP)	40	40	0
KERSCHEN, ARTHUR (LBT)	2	2	0
ACKERLEY, ED (IND)	11	11	0
Write-In Totals	0	0	0
Overvotes	0	0	0
Undervotes	3	3	0
Contest Totals	303	303	0

Council Member Ward 1 City of Tucson

Vote For 1

	TOTAL	Mail & Early	PROV
SANTA CRUZ, LANE (DEM)	249	249	0
LEM, VICTORIA (REP)	47	47	0
Write-In Totals	0	0	0
Overvotes	0	0	0
Undervotes	7	7	0
Contest Totals	303	303	0

STATEMENT OF VOTES CAST

Consolidated Elections

November 7, 2023

OFFICIAL RESULTS

Pima County

062

Council Member Ward 2 City of Tucson

Vote For 1

	TOTAL	Mail & Early	PROV
CUNNINGHAM, PAUL (DEM)	249	249	0
SHACK, ERNIE (REP)	40	40	0
SPICER, PENDLETON "PENNY" (LBT)	9	9	0
Write-In Totals	0	0	0
Overvotes	0	0	0
Undervotes	5	5	0
Contest Totals	303	303	0

Council Member Ward 4 City of Tucson

Vote For 1

	TOTAL	Mail & Early	PROV
LEE, NIKKI (DEM)	245	245	0
KAPLOWITCH, ROSS (REP)	43	43	0
Write-In Totals	0	0	0
Overvotes	0	0	0
Undervotes	15	15	0
Contest Totals	303	303	0

PROPOSITION 413 City of Tucson

Vote For 1

	TOTAL	Mail & Early	PROV
Yes	214	214	0
No	85	85	0
Overvotes	0	0	0
Undervotes	4	4	0
Contest Totals	303	303	0

062

PROPOSITION 496 - Tucson Unified School District (TUSD) No. 1
Vote For 1

	TOTAL	Mail & Early	PROV
Bond Approval, Yes	233	233	0
Bond Approval, No	54	54	0
Overvotes	0	0	0
Undervotes	16	16	0
Contest Totals	303	303	0

STATEMENT OF VOTES CAST

Consolidated Elections

November 7, 2023

OFFICIAL RESULTS

Pima County

063

STATISTICS

	TOTAL	Mail & Early	PROV
Registered Voters - Total	1,434		
Ballots Cast - Total	720	720	0
Ballots Cast - Blank	0	0	0
Voter Turnout - Total	50.21%		

Mayor City of Tucson

Vote For 1

	TOTAL	Mail & Early	PROV
ROMERO, REGINA (DEM)	571	571	0
WITTENBRAKER, JANET "JL" (REP)	100	100	0
KERSCHEN, ARTHUR (LBT)	6	6	0
ACKERLEY, ED (IND)	36	36	0
Write-In Totals	1	1	0
Overvotes	0	0	0
Undervotes	6	6	0
Contest Totals	720	720	0

Council Member Ward 1 City of Tucson

Vote For 1

	TOTAL	Mail & Early	PROV
SANTA CRUZ, LANE (DEM)	561	561	0
LEM, VICTORIA (REP)	138	138	0
Write-In Totals	0	0	0
Overvotes	0	0	0
Undervotes	21	21	0
Contest Totals	720	720	0

STATEMENT OF VOTES CAST

OFFICIAL RESULTS

Consolidated Elections

November 7, 2023

Pima County

063

Council Member Ward 2 City of Tucson

Vote For 1

	TOTAL	Mail & Early	PROV
CUNNINGHAM, PAUL (DEM)	568	568	0
SHACK, ERNIE (REP)	104	104	0
SPICER, PENDLETON "PENNY" (LBT)	24	24	0
Write-In Totals	0	0	0
Overvotes	0	0	0
Undervotes	24	24	0
Contest Totals	720	720	0

Council Member Ward 4 City of Tucson

Vote For 1

	TOTAL	Mail & Early	PROV
LEE, NIKKI (DEM)	571	571	0
KAPLOWITCH, ROSS (REP)	114	114	0
Write-In Totals	0	0	0
Overvotes	0	0	0
Undervotes	35	35	0
Contest Totals	720	720	0

PROPOSITION 413 City of Tucson

Vote For 1

	TOTAL	Mail & Early	PROV
Yes	524	524	0
No	172	172	0
Overvotes	0	0	0
Undervotes	24	24	0
Contest Totals	720	720	0

063

PROPOSITION 496 - Tucson Unified School District (TUSD) No. 1
Vote For 1

	TOTAL	Mail & Early	PROV
Bond Approval, Yes	558	558	0
Bond Approval, No	133	133	0
Overvotes	0	0	0
Undervotes	29	29	0
Contest Totals	720	720	0

STATEMENT OF VOTES CAST

Consolidated Elections

November 7, 2023

OFFICIAL RESULTS

Pima County

064

STATISTICS

	TOTAL	Mail & Early	PROV
Registered Voters - Total	2,008		
Ballots Cast - Total	313	313	0
Ballots Cast - Blank	1	1	0
Voter Turnout - Total	15.59%		

Mayor City of Tucson

Vote For 1

	TOTAL	Mail & Early	PROV
ROMERO, REGINA (DEM)	246	246	0
WITTENBRAKER, JANET "JL" (REP)	48	48	0
KERSCHEN, ARTHUR (LBT)	1	1	0
ACKERLEY, ED (IND)	15	15	0
Write-In Totals	0	0	0
Overvotes	1	1	0
Undervotes	2	2	0
Contest Totals	313	313	0

Council Member Ward 1 City of Tucson

Vote For 1

	TOTAL	Mail & Early	PROV
SANTA CRUZ, LANE (DEM)	236	236	0
LEM, VICTORIA (REP)	67	67	0
Write-In Totals	0	0	0
Overvotes	1	1	0
Undervotes	9	9	0
Contest Totals	313	313	0

STATEMENT OF VOTES CAST

Consolidated Elections

November 7, 2023

OFFICIAL RESULTS

Pima County

064

Council Member Ward 2 City of Tucson

Vote For 1

	TOTAL	Mail & Early	PROV
CUNNINGHAM, PAUL (DEM)	244	244	0
SHACK, ERNIE (REP)	55	55	0
SPICER, PENDLETON "PENNY" (LBT)	7	7	0
Write-In Totals	0	0	0
Overvotes	0	0	0
Undervotes	7	7	0
Contest Totals	313	313	0

Council Member Ward 4 City of Tucson

Vote For 1

	TOTAL	Mail & Early	PROV
LEE, NIKKI (DEM)	250	250	0
KAPLOWITCH, ROSS (REP)	53	53	0
Write-In Totals	0	0	0
Overvotes	0	0	0
Undervotes	10	10	0
Contest Totals	313	313	0

PROPOSITION 413 City of Tucson

Vote For 1

	TOTAL	Mail & Early	PROV
Yes	150	150	0
No	151	151	0
Overvotes	0	0	0
Undervotes	12	12	0
Contest Totals	313	313	0

064

PROPOSITION 496 - Tucson Unified School District (TUSD) No. 1
Vote For 1

	TOTAL	Mail & Early	PROV
Bond Approval, Yes	175	175	0
Bond Approval, No	122	122	0
Overvotes	0	0	0
Undervotes	16	16	0
Contest Totals	313	313	0

STATEMENT OF VOTES CAST

OFFICIAL RESULTS

Consolidated Elections

November 7, 2023

Pima County

066

STATISTICS

	TOTAL	Mail & Early	PROV
Registered Voters - Total	3,144		
Ballots Cast - Total	525	525	0
Ballots Cast - Blank	0	0	0
Voter Turnout - Total	16.70%		

Mayor City of Tucson

Vote For 1

	TOTAL	Mail & Early	PROV
ROMERO, REGINA (DEM)	367	367	0
WITTENBRAKER, JANET "JL" (REP)	114	114	0
KERSCHEN, ARTHUR (LBT)	6	6	0
ACKERLEY, ED (IND)	18	18	0
Write-In Totals	2	2	0
Overvotes	0	0	0
Undervotes	2	2	0
Contest Totals	509	509	0

Council Member Ward 1 City of Tucson

Vote For 1

	TOTAL	Mail & Early	PROV
SANTA CRUZ, LANE (DEM)	375	375	0
LEM, VICTORIA (REP)	127	127	0
Write-In Totals	1	1	0
Overvotes	0	0	0
Undervotes	6	6	0
Contest Totals	509	509	0

STATEMENT OF VOTES CAST

Consolidated Elections

November 7, 2023

OFFICIAL RESULTS

Pima County

066

Council Member Ward 2 City of Tucson

Vote For 1

	TOTAL	Mail & Early	PROV
CUNNINGHAM, PAUL (DEM)	369	369	0
SHACK, ERNIE (REP)	109	109	0
SPICER, PENDLETON "PENNY" (LBT)	20	20	0
Write-In Totals	0	0	0
Overvotes	0	0	0
Undervotes	11	11	0
Contest Totals	509	509	0

Council Member Ward 4 City of Tucson

Vote For 1

	TOTAL	Mail & Early	PROV
LEE, NIKKI (DEM)	374	374	0
KAPLOWITCH, ROSS (REP)	114	114	0
Write-In Totals	0	0	0
Overvotes	0	0	0
Undervotes	21	21	0
Contest Totals	509	509	0

PROPOSITION 413 City of Tucson

Vote For 1

	TOTAL	Mail & Early	PROV
Yes	228	228	0
No	263	263	0
Overvotes	1	1	0
Undervotes	17	17	0
Contest Totals	509	509	0

066

PROPOSITION 496 - Tucson Unified School District (TUSD) No. 1
Vote For 1

	TOTAL	Mail & Early	PROV
Bond Approval, Yes	281	281	0
Bond Approval, No	225	225	0
Overvotes	0	0	0
Undervotes	19	19	0
Contest Totals	525	525	0

STATEMENT OF VOTES CAST

Consolidated Elections

November 7, 2023

OFFICIAL RESULTS

Pima County

067

STATISTICS

	TOTAL	Mail & Early	PROV
Registered Voters - Total	2,926		
Ballots Cast - Total	780	780	0
Ballots Cast - Blank	0	0	0
Voter Turnout - Total	26.66%		

Mayor City of Tucson

Vote For 1

	TOTAL	Mail & Early	PROV
ROMERO, REGINA (DEM)	519	519	0
WITTENBRAKER, JANET "JL" (REP)	183	183	0
KERSCHEN, ARTHUR (LBT)	12	12	0
ACKERLEY, ED (IND)	38	38	0
Write-In Totals	1	1	0
Overvotes	0	0	0
Undervotes	10	10	0
Contest Totals	763	763	0

Council Member Ward 1 City of Tucson

Vote For 1

	TOTAL	Mail & Early	PROV
SANTA CRUZ, LANE (DEM)	528	528	0
LEM, VICTORIA (REP)	203	203	0
Write-In Totals	1	1	0
Overvotes	0	0	0
Undervotes	31	31	0
Contest Totals	763	763	0

STATEMENT OF VOTES CAST

Consolidated Elections

November 7, 2023

OFFICIAL RESULTS

Pima County

067

Council Member Ward 2 City of Tucson

Vote For 1

	TOTAL	Mail & Early	PROV
CUNNINGHAM, PAUL (DEM)	524	524	0
SHACK, ERNIE (REP)	180	180	0
SPICER, PENDLETON "PENNY" (LBT)	26	26	0
Write-In Totals	1	1	0
Overvotes	0	0	0
Undervotes	32	32	0
Contest Totals	763	763	0

Council Member Ward 4 City of Tucson

Vote For 1

	TOTAL	Mail & Early	PROV
LEE, NIKKI (DEM)	523	523	0
KAPLOWITCH, ROSS (REP)	197	197	0
Write-In Totals	1	1	0
Overvotes	0	0	0
Undervotes	42	42	0
Contest Totals	763	763	0

PROPOSITION 413 City of Tucson

Vote For 1

	TOTAL	Mail & Early	PROV
Yes	393	393	0
No	343	343	0
Overvotes	0	0	0
Undervotes	27	27	0
Contest Totals	763	763	0

067

PROPOSITION 496 - Tucson Unified School District (TUSD) No. 1

Vote For 1

	TOTAL	Mail & Early	PROV
Bond Approval, Yes	484	484	0
Bond Approval, No	261	261	0
Overvotes	0	0	0
Undervotes	35	35	0
Contest Totals	780	780	0

STATEMENT OF VOTES CAST

Consolidated Elections

November 7, 2023

OFFICIAL RESULTS

Pima County

068

STATISTICS

	TOTAL	Mail & Early	PROV
Registered Voters - Total	1,490		
Ballots Cast - Total	622	622	0
Ballots Cast - Blank	1	1	0
Voter Turnout - Total	41.74%		

Mayor City of Tucson

Vote For 1

	TOTAL	Mail & Early	PROV
ROMERO, REGINA (DEM)	445	445	0
WITTENBRAKER, JANET "JL" (REP)	132	132	0
KERSCHEN, ARTHUR (LBT)	5	5	0
ACKERLEY, ED (IND)	32	32	0
Write-In Totals	2	2	0
Overvotes	0	0	0
Undervotes	6	6	0
Contest Totals	622	622	0

Council Member Ward 1 City of Tucson

Vote For 1

	TOTAL	Mail & Early	PROV
SANTA CRUZ, LANE (DEM)	450	450	0
LEM, VICTORIA (REP)	159	159	0
Write-In Totals	4	4	0
Overvotes	0	0	0
Undervotes	9	9	0
Contest Totals	622	622	0

STATEMENT OF VOTES CAST

OFFICIAL RESULTS

Consolidated Elections

November 7, 2023

Pima County

068

Council Member Ward 2 City of Tucson

Vote For 1

	TOTAL	Mail & Early	PROV
CUNNINGHAM, PAUL (DEM)	456	456	0
SHACK, ERNIE (REP)	127	127	0
SPICER, PENDLETON "PENNY" (LBT)	27	27	0
Write-In Totals	2	2	0
Overvotes	0	0	0
Undervotes	10	10	0
Contest Totals	622	622	0

Council Member Ward 4 City of Tucson

Vote For 1

	TOTAL	Mail & Early	PROV
LEE, NIKKI (DEM)	453	453	0
KAPLOWITCH, ROSS (REP)	139	139	0
Write-In Totals	2	2	0
Overvotes	0	0	0
Undervotes	28	28	0
Contest Totals	622	622	0

PROPOSITION 413 City of Tucson

Vote For 1

	TOTAL	Mail & Early	PROV
Yes	390	390	0
No	220	220	0
Overvotes	0	0	0
Undervotes	12	12	0
Contest Totals	622	622	0

068

PROPOSITION 496 - Tucson Unified School District (TUSD) No. 1
Vote For 1

	TOTAL	Mail & Early	PROV
Bond Approval, Yes	411	411	0
Bond Approval, No	188	188	0
Overvotes	0	0	0
Undervotes	23	23	0
Contest Totals	622	622	0

STATEMENT OF VOTES CAST

Consolidated Elections

November 7, 2023

OFFICIAL RESULTS

Pima County

069

STATISTICS

	TOTAL	Mail & Early	PROV
Registered Voters - Total	4,189		
Ballots Cast - Total	2,005	2,005	0
Ballots Cast - Blank	2	2	0
Voter Turnout - Total	47.86%		

Mayor City of Tucson

Vote For 1

	TOTAL	Mail & Early	PROV
ROMERO, REGINA (DEM)	1,030	1,030	0
WITTENBRAKER, JANET "JL" (REP)	795	795	0
KERSCHEN, ARTHUR (LBT)	25	25	0
ACKERLEY, ED (IND)	135	135	0
Write-In Totals	0	0	0
Overvotes	0	0	0
Undervotes	20	20	0
Contest Totals	2,005	2,005	0

Council Member Ward 1 City of Tucson

Vote For 1

	TOTAL	Mail & Early	PROV
SANTA CRUZ, LANE (DEM)	1,019	1,019	0
LEM, VICTORIA (REP)	905	905	0
Write-In Totals	4	4	0
Overvotes	0	0	0
Undervotes	77	77	0
Contest Totals	2,005	2,005	0

STATEMENT OF VOTES CAST

Consolidated Elections

November 7, 2023

OFFICIAL RESULTS

Pima County

069

Council Member Ward 2 City of Tucson

Vote For 1

	TOTAL	Mail & Early	PROV
CUNNINGHAM, PAUL (DEM)	1,122	1,122	0
SHACK, ERNIE (REP)	787	787	0
SPICER, PENDLETON "PENNY" (LBT)	52	52	0
Write-In Totals	1	1	0
Overvotes	1	1	0
Undervotes	42	42	0
Contest Totals	2,005	2,005	0

Council Member Ward 4 City of Tucson

Vote For 1

	TOTAL	Mail & Early	PROV
LEE, NIKKI (DEM)	1,067	1,067	0
KAPLOWITCH, ROSS (REP)	837	837	0
Write-In Totals	4	4	0
Overvotes	0	0	0
Undervotes	97	97	0
Contest Totals	2,005	2,005	0

PROPOSITION 413 City of Tucson

Vote For 1

	TOTAL	Mail & Early	PROV
Yes	908	908	0
No	1,038	1,038	0
Overvotes	0	0	0
Undervotes	59	59	0
Contest Totals	2,005	2,005	0

069

PROPOSITION 496 - Tucson Unified School District (TUSD) No. 1
Vote For 1

	TOTAL	Mail & Early	PROV
Bond Approval, Yes	1,044	1,044	0
Bond Approval, No	870	870	0
Overvotes	1	1	0
Undervotes	90	90	0
Contest Totals	2,005	2,005	0

STATEMENT OF VOTES CAST

Consolidated Elections

November 7, 2023

OFFICIAL RESULTS

Pima County

072

STATISTICS

	TOTAL	Mail & Early	PROV
Registered Voters - Total	3,938		
Ballots Cast - Total	1,107	1,107	0
Ballots Cast - Blank	1	1	0
Voter Turnout - Total	28.11%		

Mayor City of Tucson

Vote For 1

	TOTAL	Mail & Early	PROV
ROMERO, REGINA (DEM)	744	744	0
WITTENBRAKER, JANET "JL" (REP)	263	263	0
KERSCHEN, ARTHUR (LBT)	24	24	0
ACKERLEY, ED (IND)	63	63	0
Write-In Totals	2	2	0
Overvotes	0	0	0
Undervotes	11	11	0
Contest Totals	1,107	1,107	0

Council Member Ward 1 City of Tucson

Vote For 1

	TOTAL	Mail & Early	PROV
SANTA CRUZ, LANE (DEM)	766	766	0
LEM, VICTORIA (REP)	320	320	0
Write-In Totals	3	3	0
Overvotes	0	0	0
Undervotes	18	18	0
Contest Totals	1,107	1,107	0

STATEMENT OF VOTES CAST

Consolidated Elections

November 7, 2023

OFFICIAL RESULTS

Pima County

072

Council Member Ward 2 City of Tucson

Vote For 1

	TOTAL	Mail & Early	PROV
CUNNINGHAM, PAUL (DEM)	754	754	0
SHACK, ERNIE (REP)	282	282	0
SPICER, PENDLETON "PENNY" (LBT)	54	54	0
Write-In Totals	1	1	0
Overvotes	1	1	0
Undervotes	15	15	0
Contest Totals	1,107	1,107	0

Council Member Ward 4 City of Tucson

Vote For 1

	TOTAL	Mail & Early	PROV
LEE, NIKKI (DEM)	765	765	0
KAPLOWITCH, ROSS (REP)	300	300	0
Write-In Totals	3	3	0
Overvotes	0	0	0
Undervotes	39	39	0
Contest Totals	1,107	1,107	0

PROPOSITION 413 City of Tucson

Vote For 1

	TOTAL	Mail & Early	PROV
Yes	603	603	0
No	475	475	0
Overvotes	1	1	0
Undervotes	28	28	0
Contest Totals	1,107	1,107	0

072

PROPOSITION 496 - Tucson Unified School District (TUSD) No. 1
Vote For 1

	TOTAL	Mail & Early	PROV
Bond Approval, Yes	695	695	0
Bond Approval, No	373	373	0
Overvotes	0	0	0
Undervotes	39	39	0
Contest Totals	1,107	1,107	0

STATEMENT OF VOTES CAST

Consolidated Elections

November 7, 2023

OFFICIAL RESULTS

Pima County

073

STATISTICS

	TOTAL	Mail & Early	PROV
Registered Voters - Total	2,688		
Ballots Cast - Total	1,280	1,280	0
Ballots Cast - Blank	0	0	0
Voter Turnout - Total	47.62%		

Mayor City of Tucson

Vote For 1

	TOTAL	Mail & Early	PROV
ROMERO, REGINA (DEM)	1,010	1,010	0
WITTENBRAKER, JANET "JL" (REP)	190	190	0
KERSCHEN, ARTHUR (LBT)	5	5	0
ACKERLEY, ED (IND)	68	68	0
Write-In Totals	0	0	0
Overvotes	0	0	0
Undervotes	7	7	0
Contest Totals	1,280	1,280	0

Council Member Ward 1 City of Tucson

Vote For 1

	TOTAL	Mail & Early	PROV
SANTA CRUZ, LANE (DEM)	996	996	0
LEM, VICTORIA (REP)	232	232	0
Write-In Totals	3	3	0
Overvotes	1	1	0
Undervotes	48	48	0
Contest Totals	1,280	1,280	0

STATEMENT OF VOTES CAST

Consolidated Elections

November 7, 2023

OFFICIAL RESULTS

Pima County

073

Council Member Ward 2 City of Tucson

Vote For 1

	TOTAL	Mail & Early	PROV
CUNNINGHAM, PAUL (DEM)	1,030	1,030	0
SHACK, ERNIE (REP)	184	184	0
SPICER, PENDLETON "PENNY" (LBT)	21	21	0
Write-In Totals	2	2	0
Overvotes	1	1	0
Undervotes	42	42	0
Contest Totals	1,280	1,280	0

Council Member Ward 4 City of Tucson

Vote For 1

	TOTAL	Mail & Early	PROV
LEE, NIKKI (DEM)	1,018	1,018	0
KAPLOWITCH, ROSS (REP)	194	194	0
Write-In Totals	1	1	0
Overvotes	0	0	0
Undervotes	67	67	0
Contest Totals	1,280	1,280	0

PROPOSITION 413 City of Tucson

Vote For 1

	TOTAL	Mail & Early	PROV
Yes	930	930	0
No	325	325	0
Overvotes	0	0	0
Undervotes	25	25	0
Contest Totals	1,280	1,280	0

073

PROPOSITION 496 - Tucson Unified School District (TUSD) No. 1
Vote For 1

	TOTAL	Mail & Early	PROV
Bond Approval, Yes	975	975	0
Bond Approval, No	272	272	0
Overvotes	0	0	0
Undervotes	33	33	0
Contest Totals	1,280	1,280	0

074

STATISTICS			
	TOTAL	Mail & Early	PROV
Registered Voters - Total	0		
Ballots Cast - Total	0	0	0
Ballots Cast - Blank	0	0	0
Voter Turnout - Total	0.00%		

PROPOSITION 401 - Sahuarita Unified School District NO. 30
Vote For 1

	TOTAL	Mail & Early	PROV
Bond Approval, Yes	0	0	0
Bond Approval, No	0	0	0
Overvotes	0	0	0
Undervotes	0	0	0
Contest Totals	0	0	0

STATEMENT OF VOTES CAST

Consolidated Elections

November 7, 2023

OFFICIAL RESULTS

Pima County

075

STATISTICS

	TOTAL	Mail & Early	PROV
Registered Voters - Total	2,994		
Ballots Cast - Total	1,112	1,112	0
Ballots Cast - Blank	0	0	0
Voter Turnout - Total	37.14%		

Mayor City of Tucson

Vote For 1

	TOTAL	Mail & Early	PROV
ROMERO, REGINA (DEM)	833	833	0
WITTENBRAKER, JANET "JL" (REP)	195	195	0
KERSCHEN, ARTHUR (LBT)	14	14	0
ACKERLEY, ED (IND)	62	62	0
Write-In Totals	2	2	0
Overvotes	0	0	0
Undervotes	6	6	0
Contest Totals	1,112	1,112	0

Council Member Ward 1 City of Tucson

Vote For 1

	TOTAL	Mail & Early	PROV
SANTA CRUZ, LANE (DEM)	832	832	0
LEM, VICTORIA (REP)	244	244	0
Write-In Totals	2	2	0
Overvotes	0	0	0
Undervotes	34	34	0
Contest Totals	1,112	1,112	0

STATEMENT OF VOTES CAST

Consolidated Elections

November 7, 2023

OFFICIAL RESULTS

Pima County

075

Council Member Ward 2 City of Tucson

Vote For 1

	TOTAL	Mail & Early	PROV
CUNNINGHAM, PAUL (DEM)	847	847	0
SHACK, ERNIE (REP)	191	191	0
SPICER, PENDLETON "PENNY" (LBT)	38	38	0
Write-In Totals	2	2	0
Overvotes	1	1	0
Undervotes	33	33	0
Contest Totals	1,112	1,112	0

Council Member Ward 4 City of Tucson

Vote For 1

	TOTAL	Mail & Early	PROV
LEE, NIKKI (DEM)	849	849	0
KAPLOWITCH, ROSS (REP)	206	206	0
Write-In Totals	5	5	0
Overvotes	0	0	0
Undervotes	52	52	0
Contest Totals	1,112	1,112	0

PROPOSITION 413 City of Tucson

Vote For 1

	TOTAL	Mail & Early	PROV
Yes	702	702	0
No	382	382	0
Overvotes	1	1	0
Undervotes	27	27	0
Contest Totals	1,112	1,112	0

075

PROPOSITION 496 - Tucson Unified School District (TUSD) No. 1
Vote For 1

	TOTAL	Mail & Early	PROV
Bond Approval, Yes	751	751	0
Bond Approval, No	319	319	0
Overvotes	0	0	0
Undervotes	42	42	0
Contest Totals	1,112	1,112	0

STATEMENT OF VOTES CAST

Consolidated Elections

November 7, 2023

OFFICIAL RESULTS

Pima County

078

STATISTICS

	TOTAL	Mail & Early	PROV
Registered Voters - Total	1,804		
Ballots Cast - Total	868	868	0
Ballots Cast - Blank	0	0	0
Voter Turnout - Total	48.12%		

Mayor City of Tucson

Vote For 1

	TOTAL	Mail & Early	PROV
ROMERO, REGINA (DEM)	675	675	0
WITTENBRAKER, JANET "JL" (REP)	113	113	0
KERSCHEN, ARTHUR (LBT)	5	5	0
ACKERLEY, ED (IND)	56	56	0
Write-In Totals	1	1	0
Overvotes	0	0	0
Undervotes	18	18	0
Contest Totals	868	868	0

Council Member Ward 1 City of Tucson

Vote For 1

	TOTAL	Mail & Early	PROV
SANTA CRUZ, LANE (DEM)	661	661	0
LEM, VICTORIA (REP)	169	169	0
Write-In Totals	2	2	0
Overvotes	0	0	0
Undervotes	36	36	0
Contest Totals	868	868	0

STATEMENT OF VOTES CAST

Consolidated Elections

November 7, 2023

OFFICIAL RESULTS

Pima County

078

Council Member Ward 2 City of Tucson

Vote For 1

	TOTAL	Mail & Early	PROV
CUNNINGHAM, PAUL (DEM)	701	701	0
SHACK, ERNIE (REP)	126	126	0
SPICER, PENDLETON "PENNY" (LBT)	18	18	0
Write-In Totals	0	0	0
Overvotes	0	0	0
Undervotes	23	23	0
Contest Totals	868	868	0

Council Member Ward 4 City of Tucson

Vote For 1

	TOTAL	Mail & Early	PROV
LEE, NIKKI (DEM)	697	697	0
KAPLOWITCH, ROSS (REP)	140	140	0
Write-In Totals	0	0	0
Overvotes	0	0	0
Undervotes	31	31	0
Contest Totals	868	868	0

PROPOSITION 413 City of Tucson

Vote For 1

	TOTAL	Mail & Early	PROV
Yes	638	638	0
No	209	209	0
Overvotes	0	0	0
Undervotes	21	21	0
Contest Totals	868	868	0

078

PROPOSITION 496 - Tucson Unified School District (TUSD) No. 1
Vote For 1

	TOTAL	Mail & Early	PROV
Bond Approval, Yes	715	715	0
Bond Approval, No	124	124	0
Overvotes	0	0	0
Undervotes	29	29	0
Contest Totals	868	868	0

STATEMENT OF VOTES CAST

Consolidated Elections

November 7, 2023

OFFICIAL RESULTS

Pima County

080

STATISTICS

	TOTAL	Mail & Early	PROV
Registered Voters - Total	2,650		
Ballots Cast - Total	1,054	1,054	0
Ballots Cast - Blank	0	0	0
Voter Turnout - Total	39.77%		

Mayor City of Tucson

Vote For 1

	TOTAL	Mail & Early	PROV
ROMERO, REGINA (DEM)	760	760	0
WITTENBRAKER, JANET "JL" (REP)	197	197	0
KERSCHEN, ARTHUR (LBT)	14	14	0
ACKERLEY, ED (IND)	73	73	0
Write-In Totals	3	3	0
Overvotes	0	0	0
Undervotes	7	7	0
Contest Totals	1,054	1,054	0

Council Member Ward 1 City of Tucson

Vote For 1

	TOTAL	Mail & Early	PROV
SANTA CRUZ, LANE (DEM)	762	762	0
LEM, VICTORIA (REP)	254	254	0
Write-In Totals	2	2	0
Overvotes	0	0	0
Undervotes	36	36	0
Contest Totals	1,054	1,054	0

STATEMENT OF VOTES CAST

OFFICIAL RESULTS

Consolidated Elections

November 7, 2023

Pima County

080

Council Member Ward 2 City of Tucson

Vote For 1

	TOTAL	Mail & Early	PROV
CUNNINGHAM, PAUL (DEM)	799	799	0
SHACK, ERNIE (REP)	201	201	0
SPICER, PENDLETON "PENNY" (LBT)	23	23	0
Write-In Totals	0	0	0
Overvotes	1	1	0
Undervotes	30	30	0
Contest Totals	1,054	1,054	0

Council Member Ward 4 City of Tucson

Vote For 1

	TOTAL	Mail & Early	PROV
LEE, NIKKI (DEM)	786	786	0
KAPLOWITCH, ROSS (REP)	217	217	0
Write-In Totals	0	0	0
Overvotes	0	0	0
Undervotes	51	51	0
Contest Totals	1,054	1,054	0

PROPOSITION 413 City of Tucson

Vote For 1

	TOTAL	Mail & Early	PROV
Yes	676	676	0
No	357	357	0
Overvotes	0	0	0
Undervotes	21	21	0
Contest Totals	1,054	1,054	0

080

PROPOSITION 496 - Tucson Unified School District (TUSD) No. 1
Vote For 1

	TOTAL	Mail & Early	PROV
Bond Approval, Yes	774	774	0
Bond Approval, No	255	255	0
Overvotes	1	1	0
Undervotes	24	24	0
Contest Totals	1,054	1,054	0

STATEMENT OF VOTES CAST

Consolidated Elections

November 7, 2023

OFFICIAL RESULTS

Pima County

082

STATISTICS

	TOTAL	Mail & Early	PROV
Registered Voters - Total	2,221		
Ballots Cast - Total	968	968	0
Ballots Cast - Blank	0	0	0
Voter Turnout - Total	43.58%		

Mayor City of Tucson

Vote For 1

	TOTAL	Mail & Early	PROV
ROMERO, REGINA (DEM)	752	752	0
WITTENBRAKER, JANET "JL" (REP)	138	138	0
KERSCHEN, ARTHUR (LBT)	14	14	0
ACKERLEY, ED (IND)	54	54	0
Write-In Totals	2	2	0
Overvotes	0	0	0
Undervotes	8	8	0
Contest Totals	968	968	0

Council Member Ward 1 City of Tucson

Vote For 1

	TOTAL	Mail & Early	PROV
SANTA CRUZ, LANE (DEM)	764	764	0
LEM, VICTORIA (REP)	170	170	0
Write-In Totals	2	2	0
Overvotes	0	0	0
Undervotes	32	32	0
Contest Totals	968	968	0

STATEMENT OF VOTES CAST

Consolidated Elections

November 7, 2023

OFFICIAL RESULTS

Pima County

082

Council Member Ward 2 City of Tucson

Vote For 1

	TOTAL	Mail & Early	PROV
CUNNINGHAM, PAUL (DEM)	763	763	0
SHACK, ERNIE (REP)	133	133	0
SPICER, PENDLETON "PENNY" (LBT)	42	42	0
Write-In Totals	2	2	0
Overvotes	0	0	0
Undervotes	28	28	0
Contest Totals	968	968	0

Council Member Ward 4 City of Tucson

Vote For 1

	TOTAL	Mail & Early	PROV
LEE, NIKKI (DEM)	769	769	0
KAPLOWITCH, ROSS (REP)	147	147	0
Write-In Totals	2	2	0
Overvotes	0	0	0
Undervotes	50	50	0
Contest Totals	968	968	0

PROPOSITION 413 City of Tucson

Vote For 1

	TOTAL	Mail & Early	PROV
Yes	617	617	0
No	325	325	0
Overvotes	0	0	0
Undervotes	26	26	0
Contest Totals	968	968	0

082

PROPOSITION 496 - Tucson Unified School District (TUSD) No. 1
Vote For 1

	TOTAL	Mail & Early	PROV
Bond Approval, Yes	687	687	0
Bond Approval, No	246	246	0
Overvotes	0	0	0
Undervotes	35	35	0
Contest Totals	968	968	0

083

STATISTICS			
	TOTAL	Mail & Early	PROV
Registered Voters - Total	2,201		
Ballots Cast - Total	655	655	0
Ballots Cast - Blank	0	0	0
Voter Turnout - Total	29.76%		

PROPOSITION 401 - Sahuarita Unified School District NO. 30
Vote For 1

	TOTAL	Mail & Early	PROV
Bond Approval, Yes	335	335	0
Bond Approval, No	320	320	0
Overvotes	0	0	0
Undervotes	0	0	0
Contest Totals	655	655	0

STATEMENT OF VOTES CAST

Consolidated Elections

November 7, 2023

OFFICIAL RESULTS

Pima County

086

STATISTICS

	TOTAL	Mail & Early	PROV
Registered Voters - Total	3,936		
Ballots Cast - Total	1,264	1,264	0
Ballots Cast - Blank	0	0	0
Voter Turnout - Total	32.11%		

Mayor City of Tucson

Vote For 1

	TOTAL	Mail & Early	PROV
ROMERO, REGINA (DEM)	822	822	0
WITTENBRAKER, JANET "JL" (REP)	302	302	0
KERSCHEN, ARTHUR (LBT)	14	14	0
ACKERLEY, ED (IND)	110	110	0
Write-In Totals	1	1	0
Overvotes	3	3	0
Undervotes	11	11	0
Contest Totals	1,263	1,263	0

Council Member Ward 1 City of Tucson

Vote For 1

	TOTAL	Mail & Early	PROV
SANTA CRUZ, LANE (DEM)	878	878	0
LEM, VICTORIA (REP)	356	356	0
Write-In Totals	2	2	0
Overvotes	0	0	0
Undervotes	27	27	0
Contest Totals	1,263	1,263	0

STATEMENT OF VOTES CAST

Consolidated Elections

November 7, 2023

OFFICIAL RESULTS

Pima County

086

Council Member Ward 2 City of Tucson

Vote For 1

	TOTAL	Mail & Early	PROV
CUNNINGHAM, PAUL (DEM)	879	879	0
SHACK, ERNIE (REP)	307	307	0
SPICER, PENDLETON "PENNY" (LBT)	48	48	0
Write-In Totals	1	1	0
Overvotes	5	5	0
Undervotes	23	23	0
Contest Totals	1,263	1,263	0

Council Member Ward 4 City of Tucson

Vote For 1

	TOTAL	Mail & Early	PROV
LEE, NIKKI (DEM)	888	888	0
KAPLOWITCH, ROSS (REP)	327	327	0
Write-In Totals	2	2	0
Overvotes	0	0	0
Undervotes	46	46	0
Contest Totals	1,263	1,263	0

PROPOSITION 413 City of Tucson

Vote For 1

	TOTAL	Mail & Early	PROV
Yes	567	567	0
No	660	660	0
Overvotes	0	0	0
Undervotes	36	36	0
Contest Totals	1,263	1,263	0

086

PROPOSITION 496 - Tucson Unified School District (TUSD) No. 1

Vote For 1

	TOTAL	Mail & Early	PROV
Bond Approval, Yes	711	711	0
Bond Approval, No	509	509	0
Overvotes	0	0	0
Undervotes	44	44	0
Contest Totals	1,264	1,264	0

STATEMENT OF VOTES CAST

Consolidated Elections

November 7, 2023

OFFICIAL RESULTS

Pima County

087

STATISTICS

	TOTAL	Mail & Early	PROV
Registered Voters - Total	615		
Ballots Cast - Total	161	161	0
Ballots Cast - Blank	0	0	0
Voter Turnout - Total	26.18%		

Mayor City of Tucson

Vote For 1

	TOTAL	Mail & Early	PROV
ROMERO, REGINA (DEM)	112	112	0
WITTENBRAKER, JANET "JL" (REP)	36	36	0
KERSCHEN, ARTHUR (LBT)	2	2	0
ACKERLEY, ED (IND)	10	10	0
Write-In Totals	0	0	0
Overvotes	0	0	0
Undervotes	1	1	0
Contest Totals	161	161	0

Council Member Ward 1 City of Tucson

Vote For 1

	TOTAL	Mail & Early	PROV
SANTA CRUZ, LANE (DEM)	113	113	0
LEM, VICTORIA (REP)	46	46	0
Write-In Totals	0	0	0
Overvotes	0	0	0
Undervotes	2	2	0
Contest Totals	161	161	0

STATEMENT OF VOTES CAST

Consolidated Elections

November 7, 2023

OFFICIAL RESULTS

Pima County

087

Council Member Ward 2 City of Tucson

Vote For 1

	TOTAL	Mail & Early	PROV
CUNNINGHAM, PAUL (DEM)	113	113	0
SHACK, ERNIE (REP)	36	36	0
SPICER, PENDLETON "PENNY" (LBT)	7	7	0
Write-In Totals	0	0	0
Overvotes	0	0	0
Undervotes	5	5	0
Contest Totals	161	161	0

Council Member Ward 4 City of Tucson

Vote For 1

	TOTAL	Mail & Early	PROV
LEE, NIKKI (DEM)	115	115	0
KAPLOWITCH, ROSS (REP)	41	41	0
Write-In Totals	0	0	0
Overvotes	0	0	0
Undervotes	5	5	0
Contest Totals	161	161	0

PROPOSITION 413 City of Tucson

Vote For 1

	TOTAL	Mail & Early	PROV
Yes	96	96	0
No	45	45	0
Overvotes	0	0	0
Undervotes	20	20	0
Contest Totals	161	161	0

STATEMENT OF VOTES CAST

OFFICIAL RESULTS

Consolidated Elections

November 7, 2023

Pima County

089

STATISTICS

	TOTAL	Mail & Early	PROV
Registered Voters - Total	2,988		
Ballots Cast - Total	1,213	1,213	0
Ballots Cast - Blank	0	0	0
Voter Turnout - Total	40.60%		

Mayor City of Tucson

Vote For 1

	TOTAL	Mail & Early	PROV
ROMERO, REGINA (DEM)	776	776	0
WITTENBRAKER, JANET "JL" (REP)	324	324	0
KERSCHEN, ARTHUR (LBT)	17	17	0
ACKERLEY, ED (IND)	86	86	0
Write-In Totals	2	2	0
Overvotes	0	0	0
Undervotes	8	8	0
Contest Totals	1,213	1,213	0

Council Member Ward 1 City of Tucson

Vote For 1

	TOTAL	Mail & Early	PROV
SANTA CRUZ, LANE (DEM)	780	780	0
LEM, VICTORIA (REP)	398	398	0
Write-In Totals	2	2	0
Overvotes	0	0	0
Undervotes	33	33	0
Contest Totals	1,213	1,213	0

STATEMENT OF VOTES CAST

Consolidated Elections

November 7, 2023

OFFICIAL RESULTS

Pima County

089

Council Member Ward 2 City of Tucson

Vote For 1

	TOTAL	Mail & Early	PROV
CUNNINGHAM, PAUL (DEM)	812	812	0
SHACK, ERNIE (REP)	324	324	0
SPICER, PENDLETON "PENNY" (LBT)	49	49	0
Write-In Totals	1	1	0
Overvotes	0	0	0
Undervotes	27	27	0
Contest Totals	1,213	1,213	0

Council Member Ward 4 City of Tucson

Vote For 1

	TOTAL	Mail & Early	PROV
LEE, NIKKI (DEM)	805	805	0
KAPLOWITCH, ROSS (REP)	348	348	0
Write-In Totals	1	1	0
Overvotes	0	0	0
Undervotes	59	59	0
Contest Totals	1,213	1,213	0

PROPOSITION 413 City of Tucson

Vote For 1

	TOTAL	Mail & Early	PROV
Yes	692	692	0
No	495	495	0
Overvotes	0	0	0
Undervotes	26	26	0
Contest Totals	1,213	1,213	0

089

PROPOSITION 496 - Tucson Unified School District (TUSD) No. 1
Vote For 1

	TOTAL	Mail & Early	PROV
Bond Approval, Yes	758	758	0
Bond Approval, No	412	412	0
Overvotes	1	1	0
Undervotes	42	42	0
Contest Totals	1,213	1,213	0

STATEMENT OF VOTES CAST

Consolidated Elections

November 7, 2023

OFFICIAL RESULTS

Pima County

090

STATISTICS

	TOTAL	Mail & Early	PROV
Registered Voters - Total	1,660		
Ballots Cast - Total	627	627	0
Ballots Cast - Blank	0	0	0
Voter Turnout - Total	37.77%		

Mayor City of Tucson

Vote For 1

	TOTAL	Mail & Early	PROV
ROMERO, REGINA (DEM)	246	246	0
WITTENBRAKER, JANET "JL" (REP)	332	332	0
KERSCHEN, ARTHUR (LBT)	6	6	0
ACKERLEY, ED (IND)	35	35	0
Write-In Totals	1	1	0
Overvotes	0	0	0
Undervotes	7	7	0
Contest Totals	627	627	0

Council Member Ward 1 City of Tucson

Vote For 1

	TOTAL	Mail & Early	PROV
SANTA CRUZ, LANE (DEM)	255	255	0
LEM, VICTORIA (REP)	356	356	0
Write-In Totals	0	0	0
Overvotes	0	0	0
Undervotes	16	16	0
Contest Totals	627	627	0

STATEMENT OF VOTES CAST

Consolidated Elections

November 7, 2023

OFFICIAL RESULTS

Pima County

090

Council Member Ward 2 City of Tucson

Vote For 1

	TOTAL	Mail & Early	PROV
CUNNINGHAM, PAUL (DEM)	252	252	0
SHACK, ERNIE (REP)	335	335	0
SPICER, PENDLETON "PENNY" (LBT)	20	20	0
Write-In Totals	0	0	0
Overvotes	0	0	0
Undervotes	20	20	0
Contest Totals	627	627	0

Council Member Ward 4 City of Tucson

Vote For 1

	TOTAL	Mail & Early	PROV
LEE, NIKKI (DEM)	276	276	0
KAPLOWITCH, ROSS (REP)	331	331	0
Write-In Totals	1	1	0
Overvotes	0	0	0
Undervotes	19	19	0
Contest Totals	627	627	0

PROPOSITION 413 City of Tucson

Vote For 1

	TOTAL	Mail & Early	PROV
Yes	194	194	0
No	402	402	0
Overvotes	0	0	0
Undervotes	31	31	0
Contest Totals	627	627	0

STATEMENT OF VOTES CAST

Consolidated Elections

November 7, 2023

OFFICIAL RESULTS

Pima County

091

STATISTICS

	TOTAL	Mail & Early	PROV
Registered Voters - Total	3,141		
Ballots Cast - Total	987	987	0
Ballots Cast - Blank	0	0	0
Voter Turnout - Total	31.42%		

Mayor City of Tucson

Vote For 1

	TOTAL	Mail & Early	PROV
ROMERO, REGINA (DEM)	650	650	0
WITTENBRAKER, JANET "JL" (REP)	245	245	0
KERSCHEN, ARTHUR (LBT)	20	20	0
ACKERLEY, ED (IND)	60	60	0
Write-In Totals	1	1	0
Overvotes	2	2	0
Undervotes	9	9	0
Contest Totals	987	987	0

Council Member Ward 1 City of Tucson

Vote For 1

	TOTAL	Mail & Early	PROV
SANTA CRUZ, LANE (DEM)	670	670	0
LEM, VICTORIA (REP)	285	285	0
Write-In Totals	3	3	0
Overvotes	0	0	0
Undervotes	29	29	0
Contest Totals	987	987	0

STATEMENT OF VOTES CAST

Consolidated Elections

November 7, 2023

OFFICIAL RESULTS

Pima County

091

Council Member Ward 2 City of Tucson

Vote For 1

	TOTAL	Mail & Early	PROV
CUNNINGHAM, PAUL (DEM)	677	677	0
SHACK, ERNIE (REP)	235	235	0
SPICER, PENDLETON "PENNY" (LBT)	50	50	0
Write-In Totals	0	0	0
Overvotes	0	0	0
Undervotes	25	25	0
Contest Totals	987	987	0

Council Member Ward 4 City of Tucson

Vote For 1

	TOTAL	Mail & Early	PROV
LEE, NIKKI (DEM)	690	690	0
KAPLOWITCH, ROSS (REP)	256	256	0
Write-In Totals	0	0	0
Overvotes	0	0	0
Undervotes	41	41	0
Contest Totals	987	987	0

PROPOSITION 413 City of Tucson

Vote For 1

	TOTAL	Mail & Early	PROV
Yes	533	533	0
No	431	431	0
Overvotes	0	0	0
Undervotes	23	23	0
Contest Totals	987	987	0

091

PROPOSITION 496 - Tucson Unified School District (TUSD) No. 1
Vote For 1

	TOTAL	Mail & Early	PROV
Bond Approval, Yes	625	625	0
Bond Approval, No	333	333	0
Overvotes	0	0	0
Undervotes	29	29	0
Contest Totals	987	987	0

STATEMENT OF VOTES CAST

Consolidated Elections

November 7, 2023

OFFICIAL RESULTS

Pima County

092

STATISTICS

	TOTAL	Mail & Early	PROV
Registered Voters - Total	3,163		
Ballots Cast - Total	1,225	1,225	0
Ballots Cast - Blank	0	0	0
Voter Turnout - Total	38.73%		

Mayor City of Tucson

Vote For 1

	TOTAL	Mail & Early	PROV
ROMERO, REGINA (DEM)	0	0	0
WITTENBRAKER, JANET "JL" (REP)	0	0	0
KERSCHEN, ARTHUR (LBT)	0	0	0
ACKERLEY, ED (IND)	0	0	0
Write-In Totals	0	0	0
Overvotes	0	0	0
Undervotes	0	0	0
Contest Totals	0	0	0

Council Member Ward 1 City of Tucson

Vote For 1

	TOTAL	Mail & Early	PROV
SANTA CRUZ, LANE (DEM)	0	0	0
LEM, VICTORIA (REP)	0	0	0
Write-In Totals	0	0	0
Overvotes	0	0	0
Undervotes	0	0	0
Contest Totals	0	0	0

STATEMENT OF VOTES CAST

OFFICIAL RESULTS

Consolidated Elections

November 7, 2023

Pima County

092

Council Member Ward 2 City of Tucson

Vote For 1

	TOTAL	Mail & Early	PROV
CUNNINGHAM, PAUL (DEM)	0	0	0
SHACK, ERNIE (REP)	0	0	0
SPICER, PENDLETON "PENNY" (LBT)	0	0	0
Write-In Totals	0	0	0
Overvotes	0	0	0
Undervotes	0	0	0
Contest Totals	0	0	0

Council Member Ward 4 City of Tucson

Vote For 1

	TOTAL	Mail & Early	PROV
LEE, NIKKI (DEM)	0	0	0
KAPLOWITCH, ROSS (REP)	0	0	0
Write-In Totals	0	0	0
Overvotes	0	0	0
Undervotes	0	0	0
Contest Totals	0	0	0

PROPOSITION 413 City of Tucson

Vote For 1

	TOTAL	Mail & Early	PROV
Yes	0	0	0
No	0	0	0
Overvotes	0	0	0
Undervotes	0	0	0
Contest Totals	0	0	0

092

PROPOSITION 496 - Tucson Unified School District (TUSD) No. 1

Vote For 1

	TOTAL	Mail & Early	PROV
Bond Approval, Yes	674	674	0
Bond Approval, No	551	551	0
Overvotes	0	0	0
Undervotes	0	0	0
Contest Totals	1,225	1,225	0

STATEMENT OF VOTES CAST

Consolidated Elections

November 7, 2023

OFFICIAL RESULTS

Pima County

093

STATISTICS

	TOTAL	Mail & Early	PROV
Registered Voters - Total	2,243		
Ballots Cast - Total	880	880	0
Ballots Cast - Blank	0	0	0
Voter Turnout - Total	39.23%		

Mayor City of Tucson

Vote For 1

	TOTAL	Mail & Early	PROV
ROMERO, REGINA (DEM)	610	610	0
WITTENBRAKER, JANET "JL" (REP)	188	188	0
KERSCHEN, ARTHUR (LBT)	12	12	0
ACKERLEY, ED (IND)	62	62	0
Write-In Totals	3	3	0
Overvotes	1	1	0
Undervotes	4	4	0
Contest Totals	880	880	0

Council Member Ward 1 City of Tucson

Vote For 1

	TOTAL	Mail & Early	PROV
SANTA CRUZ, LANE (DEM)	617	617	0
LEM, VICTORIA (REP)	239	239	0
Write-In Totals	1	1	0
Overvotes	0	0	0
Undervotes	23	23	0
Contest Totals	880	880	0

STATEMENT OF VOTES CAST

OFFICIAL RESULTS

Consolidated Elections

November 7, 2023

Pima County

093

Council Member Ward 2 City of Tucson

Vote For 1

	TOTAL	Mail & Early	PROV
CUNNINGHAM, PAUL (DEM)	618	618	0
SHACK, ERNIE (REP)	203	203	0
SPICER, PENDLETON "PENNY" (LBT)	37	37	0
Write-In Totals	0	0	0
Overvotes	0	0	0
Undervotes	22	22	0
Contest Totals	880	880	0

Council Member Ward 4 City of Tucson

Vote For 1

	TOTAL	Mail & Early	PROV
LEE, NIKKI (DEM)	637	637	0
KAPLOWITCH, ROSS (REP)	209	209	0
Write-In Totals	1	1	0
Overvotes	0	0	0
Undervotes	33	33	0
Contest Totals	880	880	0

PROPOSITION 413 City of Tucson

Vote For 1

	TOTAL	Mail & Early	PROV
Yes	527	527	0
No	341	341	0
Overvotes	0	0	0
Undervotes	12	12	0
Contest Totals	880	880	0

093

PROPOSITION 496 - Tucson Unified School District (TUSD) No. 1
Vote For 1

	TOTAL	Mail & Early	PROV
Bond Approval, Yes	600	600	0
Bond Approval, No	255	255	0
Overvotes	0	0	0
Undervotes	25	25	0
Contest Totals	880	880	0

STATEMENT OF VOTES CAST

Consolidated Elections

November 7, 2023

OFFICIAL RESULTS

Pima County

094

STATISTICS

	TOTAL	Mail & Early	PROV
Registered Voters - Total	2,207		
Ballots Cast - Total	885	885	0
Ballots Cast - Blank	0	0	0
Voter Turnout - Total	40.10%		

Mayor City of Tucson

Vote For 1

	TOTAL	Mail & Early	PROV
ROMERO, REGINA (DEM)	637	637	0
WITTENBRAKER, JANET "JL" (REP)	177	177	0
KERSCHEN, ARTHUR (LBT)	10	10	0
ACKERLEY, ED (IND)	55	55	0
Write-In Totals	3	3	0
Overvotes	0	0	0
Undervotes	3	3	0
Contest Totals	885	885	0

Council Member Ward 1 City of Tucson

Vote For 1

	TOTAL	Mail & Early	PROV
SANTA CRUZ, LANE (DEM)	635	635	0
LEM, VICTORIA (REP)	233	233	0
Write-In Totals	3	3	0
Overvotes	0	0	0
Undervotes	14	14	0
Contest Totals	885	885	0

STATEMENT OF VOTES CAST

Consolidated Elections

November 7, 2023

OFFICIAL RESULTS

Pima County

094

Council Member Ward 2 City of Tucson

Vote For 1

	TOTAL	Mail & Early	PROV
CUNNINGHAM, PAUL (DEM)	655	655	0
SHACK, ERNIE (REP)	185	185	0
SPICER, PENDLETON "PENNY" (LBT)	25	25	0
Write-In Totals	2	2	0
Overvotes	0	0	0
Undervotes	18	18	0
Contest Totals	885	885	0

Council Member Ward 4 City of Tucson

Vote For 1

	TOTAL	Mail & Early	PROV
LEE, NIKKI (DEM)	650	650	0
KAPLOWITCH, ROSS (REP)	198	198	0
Write-In Totals	3	3	0
Overvotes	0	0	0
Undervotes	34	34	0
Contest Totals	885	885	0

PROPOSITION 413 City of Tucson

Vote For 1

	TOTAL	Mail & Early	PROV
Yes	548	548	0
No	319	319	0
Overvotes	0	0	0
Undervotes	18	18	0
Contest Totals	885	885	0

094

PROPOSITION 496 - Tucson Unified School District (TUSD) No. 1
Vote For 1

	TOTAL	Mail & Early	PROV
Bond Approval, Yes	603	603	0
Bond Approval, No	256	256	0
Overvotes	0	0	0
Undervotes	26	26	0
Contest Totals	885	885	0

STATEMENT OF VOTES CAST

Consolidated Elections

November 7, 2023

OFFICIAL RESULTS

Pima County

095

STATISTICS

	TOTAL	Mail & Early	PROV
Registered Voters - Total	1,440		
Ballots Cast - Total	560	560	0
Ballots Cast - Blank	0	0	0
Voter Turnout - Total	38.89%		

Mayor City of Tucson

Vote For 1

	TOTAL	Mail & Early	PROV
ROMERO, REGINA (DEM)	209	209	0
WITTENBRAKER, JANET "JL" (REP)	296	296	0
KERSCHEN, ARTHUR (LBT)	8	8	0
ACKERLEY, ED (IND)	46	46	0
Write-In Totals	0	0	0
Overvotes	0	0	0
Undervotes	1	1	0
Contest Totals	560	560	0

Council Member Ward 1 City of Tucson

Vote For 1

	TOTAL	Mail & Early	PROV
SANTA CRUZ, LANE (DEM)	208	208	0
LEM, VICTORIA (REP)	340	340	0
Write-In Totals	1	1	0
Overvotes	0	0	0
Undervotes	11	11	0
Contest Totals	560	560	0

STATEMENT OF VOTES CAST

Consolidated Elections

November 7, 2023

OFFICIAL RESULTS

Pima County

095

Council Member Ward 2 City of Tucson

Vote For 1

	TOTAL	Mail & Early	PROV
CUNNINGHAM, PAUL (DEM)	219	219	0
SHACK, ERNIE (REP)	311	311	0
SPICER, PENDLETON "PENNY" (LBT)	22	22	0
Write-In Totals	1	1	0
Overvotes	0	0	0
Undervotes	7	7	0
Contest Totals	560	560	0

Council Member Ward 4 City of Tucson

Vote For 1

	TOTAL	Mail & Early	PROV
LEE, NIKKI (DEM)	230	230	0
KAPLOWITCH, ROSS (REP)	320	320	0
Write-In Totals	1	1	0
Overvotes	0	0	0
Undervotes	9	9	0
Contest Totals	560	560	0

PROPOSITION 413 City of Tucson

Vote For 1

	TOTAL	Mail & Early	PROV
Yes	209	209	0
No	326	326	0
Overvotes	0	0	0
Undervotes	25	25	0
Contest Totals	560	560	0

STATEMENT OF VOTES CAST

Consolidated Elections

November 7, 2023

OFFICIAL RESULTS

Pima County

096

STATISTICS

	TOTAL	Mail & Early	PROV
Registered Voters - Total	2,407		
Ballots Cast - Total	1,126	1,126	0
Ballots Cast - Blank	0	0	0
Voter Turnout - Total	46.78%		

Mayor City of Tucson

Vote For 1

	TOTAL	Mail & Early	PROV
ROMERO, REGINA (DEM)	750	750	0
WITTENBRAKER, JANET "JL" (REP)	249	249	0
KERSCHEN, ARTHUR (LBT)	13	13	0
ACKERLEY, ED (IND)	87	87	0
Write-In Totals	11	11	0
Overvotes	0	0	0
Undervotes	16	16	0
Contest Totals	1,126	1,126	0

Council Member Ward 1 City of Tucson

Vote For 1

	TOTAL	Mail & Early	PROV
SANTA CRUZ, LANE (DEM)	756	756	0
LEM, VICTORIA (REP)	323	323	0
Write-In Totals	2	2	0
Overvotes	1	1	0
Undervotes	44	44	0
Contest Totals	1,126	1,126	0

STATEMENT OF VOTES CAST

OFFICIAL RESULTS

Consolidated Elections

November 7, 2023

Pima County

096

Council Member Ward 2 City of Tucson

Vote For 1

	TOTAL	Mail & Early	PROV
CUNNINGHAM, PAUL (DEM)	799	799	0
SHACK, ERNIE (REP)	251	251	0
SPICER, PENDLETON "PENNY" (LBT)	41	41	0
Write-In Totals	1	1	0
Overvotes	2	2	0
Undervotes	32	32	0
Contest Totals	1,126	1,126	0

Council Member Ward 4 City of Tucson

Vote For 1

	TOTAL	Mail & Early	PROV
LEE, NIKKI (DEM)	802	802	0
KAPLOWITCH, ROSS (REP)	267	267	0
Write-In Totals	1	1	0
Overvotes	0	0	0
Undervotes	56	56	0
Contest Totals	1,126	1,126	0

PROPOSITION 413 City of Tucson

Vote For 1

	TOTAL	Mail & Early	PROV
Yes	660	660	0
No	445	445	0
Overvotes	0	0	0
Undervotes	21	21	0
Contest Totals	1,126	1,126	0

096

PROPOSITION 496 - Tucson Unified School District (TUSD) No. 1
Vote For 1

	TOTAL	Mail & Early	PROV
Bond Approval, Yes	758	758	0
Bond Approval, No	340	340	0
Overvotes	0	0	0
Undervotes	28	28	0
Contest Totals	1,126	1,126	0

STATEMENT OF VOTES CAST

Consolidated Elections

November 7, 2023

OFFICIAL RESULTS

Pima County

097

STATISTICS

	TOTAL	Mail & Early	PROV
Registered Voters - Total	1,952		
Ballots Cast - Total	734	734	0
Ballots Cast - Blank	0	0	0
Voter Turnout - Total	37.60%		

Mayor City of Tucson

Vote For 1

	TOTAL	Mail & Early	PROV
ROMERO, REGINA (DEM)	463	463	0
WITTENBRAKER, JANET "JL" (REP)	178	178	0
KERSCHEN, ARTHUR (LBT)	11	11	0
ACKERLEY, ED (IND)	74	74	0
Write-In Totals	1	1	0
Overvotes	1	1	0
Undervotes	6	6	0
Contest Totals	734	734	0

Council Member Ward 1 City of Tucson

Vote For 1

	TOTAL	Mail & Early	PROV
SANTA CRUZ, LANE (DEM)	464	464	0
LEM, VICTORIA (REP)	249	249	0
Write-In Totals	4	4	0
Overvotes	0	0	0
Undervotes	17	17	0
Contest Totals	734	734	0

STATEMENT OF VOTES CAST

Consolidated Elections

November 7, 2023

OFFICIAL RESULTS

Pima County

097

Council Member Ward 2 City of Tucson

Vote For 1

	TOTAL	Mail & Early	PROV
CUNNINGHAM, PAUL (DEM)	494	494	0
SHACK, ERNIE (REP)	183	183	0
SPICER, PENDLETON "PENNY" (LBT)	26	26	0
Write-In Totals	0	0	0
Overvotes	1	1	0
Undervotes	30	30	0
Contest Totals	734	734	0

Council Member Ward 4 City of Tucson

Vote For 1

	TOTAL	Mail & Early	PROV
LEE, NIKKI (DEM)	503	503	0
KAPLOWITCH, ROSS (REP)	188	188	0
Write-In Totals	0	0	0
Overvotes	0	0	0
Undervotes	43	43	0
Contest Totals	734	734	0

PROPOSITION 413 City of Tucson

Vote For 1

	TOTAL	Mail & Early	PROV
Yes	374	374	0
No	351	351	0
Overvotes	0	0	0
Undervotes	9	9	0
Contest Totals	734	734	0

097

PROPOSITION 496 - Tucson Unified School District (TUSD) No. 1

Vote For 1

	TOTAL	Mail & Early	PROV
Bond Approval, Yes	442	442	0
Bond Approval, No	272	272	0
Overvotes	0	0	0
Undervotes	20	20	0
Contest Totals	734	734	0

STATEMENT OF VOTES CAST

Consolidated Elections

November 7, 2023

OFFICIAL RESULTS

Pima County

098

STATISTICS

	TOTAL	Mail & Early	PROV
Registered Voters - Total	3,320		
Ballots Cast - Total	912	912	0
Ballots Cast - Blank	0	0	0
Voter Turnout - Total	27.47%		

Mayor City of Tucson

Vote For 1

	TOTAL	Mail & Early	PROV
ROMERO, REGINA (DEM)	566	566	0
WITTENBRAKER, JANET "JL" (REP)	270	270	0
KERSCHEN, ARTHUR (LBT)	20	20	0
ACKERLEY, ED (IND)	51	51	0
Write-In Totals	2	2	0
Overvotes	1	1	0
Undervotes	2	2	0
Contest Totals	912	912	0

Council Member Ward 1 City of Tucson

Vote For 1

	TOTAL	Mail & Early	PROV
SANTA CRUZ, LANE (DEM)	580	580	0
LEM, VICTORIA (REP)	309	309	0
Write-In Totals	2	2	0
Overvotes	0	0	0
Undervotes	21	21	0
Contest Totals	912	912	0

STATEMENT OF VOTES CAST

OFFICIAL RESULTS

Consolidated Elections

November 7, 2023

Pima County

098

Council Member Ward 2 City of Tucson

Vote For 1

	TOTAL	Mail & Early	PROV
CUNNINGHAM, PAUL (DEM)	578	578	0
SHACK, ERNIE (REP)	262	262	0
SPICER, PENDLETON "PENNY" (LBT)	52	52	0
Write-In Totals	1	1	0
Overvotes	2	2	0
Undervotes	17	17	0
Contest Totals	912	912	0

Council Member Ward 4 City of Tucson

Vote For 1

	TOTAL	Mail & Early	PROV
LEE, NIKKI (DEM)	603	603	0
KAPLOWITCH, ROSS (REP)	278	278	0
Write-In Totals	1	1	0
Overvotes	0	0	0
Undervotes	30	30	0
Contest Totals	912	912	0

PROPOSITION 413 City of Tucson

Vote For 1

	TOTAL	Mail & Early	PROV
Yes	450	450	0
No	444	444	0
Overvotes	0	0	0
Undervotes	18	18	0
Contest Totals	912	912	0

098

PROPOSITION 496 - Tucson Unified School District (TUSD) No. 1
Vote For 1

	TOTAL	Mail & Early	PROV
Bond Approval, Yes	536	536	0
Bond Approval, No	348	348	0
Overvotes	0	0	0
Undervotes	28	28	0
Contest Totals	912	912	0

STATEMENT OF VOTES CAST

Consolidated Elections

November 7, 2023

OFFICIAL RESULTS

Pima County

099

STATISTICS

	TOTAL	Mail & Early	PROV
Registered Voters - Total	2,234		
Ballots Cast - Total	1,172	1,172	0
Ballots Cast - Blank	0	0	0
Voter Turnout - Total	52.46%		

Mayor City of Tucson

Vote For 1

	TOTAL	Mail & Early	PROV
ROMERO, REGINA (DEM)	768	768	0
WITTENBRAKER, JANET "JL" (REP)	308	308	0
KERSCHEN, ARTHUR (LBT)	9	9	0
ACKERLEY, ED (IND)	70	70	0
Write-In Totals	2	2	0
Overvotes	0	0	0
Undervotes	15	15	0
Contest Totals	1,172	1,172	0

Council Member Ward 1 City of Tucson

Vote For 1

	TOTAL	Mail & Early	PROV
SANTA CRUZ, LANE (DEM)	746	746	0
LEM, VICTORIA (REP)	378	378	0
Write-In Totals	1	1	0
Overvotes	0	0	0
Undervotes	47	47	0
Contest Totals	1,172	1,172	0

STATEMENT OF VOTES CAST

Consolidated Elections

November 7, 2023

OFFICIAL RESULTS

Pima County

099

Council Member Ward 2 City of Tucson

Vote For 1

	TOTAL	Mail & Early	PROV
CUNNINGHAM, PAUL (DEM)	796	796	0
SHACK, ERNIE (REP)	298	298	0
SPICER, PENDLETON "PENNY" (LBT)	47	47	0
Write-In Totals	1	1	0
Overvotes	0	0	0
Undervotes	30	30	0
Contest Totals	1,172	1,172	0

Council Member Ward 4 City of Tucson

Vote For 1

	TOTAL	Mail & Early	PROV
LEE, NIKKI (DEM)	778	778	0
KAPLOWITCH, ROSS (REP)	334	334	0
Write-In Totals	2	2	0
Overvotes	0	0	0
Undervotes	58	58	0
Contest Totals	1,172	1,172	0

PROPOSITION 413 City of Tucson

Vote For 1

	TOTAL	Mail & Early	PROV
Yes	733	733	0
No	399	399	0
Overvotes	0	0	0
Undervotes	40	40	0
Contest Totals	1,172	1,172	0

099

PROPOSITION 496 - Tucson Unified School District (TUSD) No. 1
Vote For 1

	TOTAL	Mail & Early	PROV
Bond Approval, Yes	799	799	0
Bond Approval, No	320	320	0
Overvotes	0	0	0
Undervotes	53	53	0
Contest Totals	1,172	1,172	0

STATEMENT OF VOTES CAST

OFFICIAL RESULTS

Consolidated Elections

November 7, 2023

Pima County

100

STATISTICS

	TOTAL	Mail & Early	PROV
Registered Voters - Total	2,719		
Ballots Cast - Total	1,043	1,043	0
Ballots Cast - Blank	0	0	0
Voter Turnout - Total	38.36%		

Mayor City of Tucson

Vote For 1

	TOTAL	Mail & Early	PROV
ROMERO, REGINA (DEM)	655	655	0
WITTENBRAKER, JANET "JL" (REP)	301	301	0
KERSCHEN, ARTHUR (LBT)	20	20	0
ACKERLEY, ED (IND)	57	57	0
Write-In Totals	2	2	0
Overvotes	0	0	0
Undervotes	8	8	0
Contest Totals	1,043	1,043	0

Council Member Ward 1 City of Tucson

Vote For 1

	TOTAL	Mail & Early	PROV
SANTA CRUZ, LANE (DEM)	665	665	0
LEM, VICTORIA (REP)	343	343	0
Write-In Totals	4	4	0
Overvotes	0	0	0
Undervotes	31	31	0
Contest Totals	1,043	1,043	0

STATEMENT OF VOTES CAST

OFFICIAL RESULTS

Consolidated Elections

November 7, 2023

Pima County

100

Council Member Ward 2 City of Tucson

Vote For 1

	TOTAL	Mail & Early	PROV
CUNNINGHAM, PAUL (DEM)	650	650	0
SHACK, ERNIE (REP)	311	311	0
SPICER, PENDLETON "PENNY" (LBT)	49	49	0
Write-In Totals	2	2	0
Overvotes	1	1	0
Undervotes	30	30	0
Contest Totals	1,043	1,043	0

Council Member Ward 4 City of Tucson

Vote For 1

	TOTAL	Mail & Early	PROV
LEE, NIKKI (DEM)	669	669	0
KAPLOWITCH, ROSS (REP)	323	323	0
Write-In Totals	3	3	0
Overvotes	0	0	0
Undervotes	48	48	0
Contest Totals	1,043	1,043	0

PROPOSITION 413 City of Tucson

Vote For 1

	TOTAL	Mail & Early	PROV
Yes	543	543	0
No	474	474	0
Overvotes	1	1	0
Undervotes	25	25	0
Contest Totals	1,043	1,043	0

100

PROPOSITION 496 - Tucson Unified School District (TUSD) No. 1
Vote For 1

	TOTAL	Mail & Early	PROV
Bond Approval, Yes	612	612	0
Bond Approval, No	387	387	0
Overvotes	0	0	0
Undervotes	44	44	0
Contest Totals	1,043	1,043	0

101

STATISTICS			
	TOTAL	Mail & Early	PROV
Registered Voters - Total	1,702		
Ballots Cast - Total	477	477	0
Ballots Cast - Blank	2	2	0
Voter Turnout - Total	28.03%		

PROPOSITION 496 - Tucson Unified School District (TUSD) No. 1
Vote For 1

	TOTAL	Mail & Early	PROV
Bond Approval, Yes	226	226	0
Bond Approval, No	249	249	0
Overvotes	0	0	0
Undervotes	2	2	0
Contest Totals	477	477	0

102

STATISTICS			
	TOTAL	Mail & Early	PROV
Registered Voters - Total	907		
Ballots Cast - Total	128	128	0
Ballots Cast - Blank	0	0	0
Voter Turnout - Total	14.11%		

PROPOSITION 496 - Tucson Unified School District (TUSD) No. 1
Vote For 1

	TOTAL	Mail & Early	PROV
Bond Approval, Yes	76	76	0
Bond Approval, No	52	52	0
Overvotes	0	0	0
Undervotes	0	0	0
Contest Totals	128	128	0

STATEMENT OF VOTES CAST

Consolidated Elections

November 7, 2023

OFFICIAL RESULTS

Pima County

103

STATISTICS

	TOTAL	Mail & Early	PROV
Registered Voters - Total	1,205		
Ballots Cast - Total	554	554	0
Ballots Cast - Blank	0	0	0
Voter Turnout - Total	45.98%		

Mayor City of Tucson

Vote For 1

	TOTAL	Mail & Early	PROV
ROMERO, REGINA (DEM)	396	396	0
WITTENBRAKER, JANET "JL" (REP)	112	112	0
KERSCHEN, ARTHUR (LBT)	6	6	0
ACKERLEY, ED (IND)	36	36	0
Write-In Totals	0	0	0
Overvotes	0	0	0
Undervotes	4	4	0
Contest Totals	554	554	0

Council Member Ward 1 City of Tucson

Vote For 1

	TOTAL	Mail & Early	PROV
SANTA CRUZ, LANE (DEM)	390	390	0
LEM, VICTORIA (REP)	147	147	0
Write-In Totals	1	1	0
Overvotes	0	0	0
Undervotes	16	16	0
Contest Totals	554	554	0

STATEMENT OF VOTES CAST

Consolidated Elections

November 7, 2023

OFFICIAL RESULTS

Pima County

103

Council Member Ward 2 City of Tucson

Vote For 1

	TOTAL	Mail & Early	PROV
CUNNINGHAM, PAUL (DEM)	400	400	0
SHACK, ERNIE (REP)	121	121	0
SPICER, PENDLETON "PENNY" (LBT)	16	16	0
Write-In Totals	0	0	0
Overvotes	1	1	0
Undervotes	16	16	0
Contest Totals	554	554	0

Council Member Ward 4 City of Tucson

Vote For 1

	TOTAL	Mail & Early	PROV
LEE, NIKKI (DEM)	399	399	0
KAPLOWITCH, ROSS (REP)	127	127	0
Write-In Totals	0	0	0
Overvotes	0	0	0
Undervotes	28	28	0
Contest Totals	554	554	0

PROPOSITION 413 City of Tucson

Vote For 1

	TOTAL	Mail & Early	PROV
Yes	323	323	0
No	219	219	0
Overvotes	0	0	0
Undervotes	12	12	0
Contest Totals	554	554	0

103

PROPOSITION 496 - Tucson Unified School District (TUSD) No. 1
Vote For 1

	TOTAL	Mail & Early	PROV
Bond Approval, Yes	373	373	0
Bond Approval, No	162	162	0
Overvotes	0	0	0
Undervotes	19	19	0
Contest Totals	554	554	0

STATEMENT OF VOTES CAST

Consolidated Elections

November 7, 2023

OFFICIAL RESULTS

Pima County

105

STATISTICS

	TOTAL	Mail & Early	PROV
Registered Voters - Total	2,068		
Ballots Cast - Total	492	492	0
Ballots Cast - Blank	0	0	0
Voter Turnout - Total	23.79%		

Mayor City of Tucson

Vote For 1

	TOTAL	Mail & Early	PROV
ROMERO, REGINA (DEM)	256	256	0
WITTENBRAKER, JANET "JL" (REP)	186	186	0
KERSCHEN, ARTHUR (LBT)	7	7	0
ACKERLEY, ED (IND)	41	41	0
Write-In Totals	0	0	0
Overvotes	0	0	0
Undervotes	2	2	0
Contest Totals	492	492	0

Council Member Ward 1 City of Tucson

Vote For 1

	TOTAL	Mail & Early	PROV
SANTA CRUZ, LANE (DEM)	264	264	0
LEM, VICTORIA (REP)	220	220	0
Write-In Totals	3	3	0
Overvotes	0	0	0
Undervotes	5	5	0
Contest Totals	492	492	0

STATEMENT OF VOTES CAST

OFFICIAL RESULTS

Consolidated Elections

November 7, 2023

Pima County

105

Council Member Ward 2 City of Tucson

Vote For 1

	TOTAL	Mail & Early	PROV
CUNNINGHAM, PAUL (DEM)	270	270	0
SHACK, ERNIE (REP)	191	191	0
SPICER, PENDLETON "PENNY" (LBT)	25	25	0
Write-In Totals	0	0	0
Overvotes	1	1	0
Undervotes	5	5	0
Contest Totals	492	492	0

Council Member Ward 4 City of Tucson

Vote For 1

	TOTAL	Mail & Early	PROV
LEE, NIKKI (DEM)	274	274	0
KAPLOWITCH, ROSS (REP)	205	205	0
Write-In Totals	1	1	0
Overvotes	0	0	0
Undervotes	12	12	0
Contest Totals	492	492	0

PROPOSITION 413 City of Tucson

Vote For 1

	TOTAL	Mail & Early	PROV
Yes	186	186	0
No	298	298	0
Overvotes	0	0	0
Undervotes	8	8	0
Contest Totals	492	492	0

105

PROPOSITION 496 - Tucson Unified School District (TUSD) No. 1
Vote For 1

	TOTAL	Mail & Early	PROV
Bond Approval, Yes	228	228	0
Bond Approval, No	251	251	0
Overvotes	0	0	0
Undervotes	13	13	0
Contest Totals	492	492	0

STATEMENT OF VOTES CAST

Consolidated Elections

November 7, 2023

OFFICIAL RESULTS

Pima County

106

STATISTICS

	TOTAL	Mail & Early	PROV
Registered Voters - Total	1,440		
Ballots Cast - Total	555	555	0
Ballots Cast - Blank	0	0	0
Voter Turnout - Total	38.54%		

Mayor City of Tucson

Vote For 1

	TOTAL	Mail & Early	PROV
ROMERO, REGINA (DEM)	0	0	0
WITTENBRAKER, JANET "JL" (REP)	0	0	0
KERSCHEN, ARTHUR (LBT)	0	0	0
ACKERLEY, ED (IND)	0	0	0
Write-In Totals	0	0	0
Overvotes	0	0	0
Undervotes	0	0	0
Contest Totals	0	0	0

Council Member Ward 1 City of Tucson

Vote For 1

	TOTAL	Mail & Early	PROV
SANTA CRUZ, LANE (DEM)	0	0	0
LEM, VICTORIA (REP)	0	0	0
Write-In Totals	0	0	0
Overvotes	0	0	0
Undervotes	0	0	0
Contest Totals	0	0	0

STATEMENT OF VOTES CAST

OFFICIAL RESULTS

Consolidated Elections

November 7, 2023

Pima County

106

Council Member Ward 2 City of Tucson

Vote For 1

	TOTAL	Mail & Early	PROV
CUNNINGHAM, PAUL (DEM)	0	0	0
SHACK, ERNIE (REP)	0	0	0
SPICER, PENDLETON "PENNY" (LBT)	0	0	0
Write-In Totals	0	0	0
Overvotes	0	0	0
Undervotes	0	0	0
Contest Totals	0	0	0

Council Member Ward 4 City of Tucson

Vote For 1

	TOTAL	Mail & Early	PROV
LEE, NIKKI (DEM)	0	0	0
KAPLOWITCH, ROSS (REP)	0	0	0
Write-In Totals	0	0	0
Overvotes	0	0	0
Undervotes	0	0	0
Contest Totals	0	0	0

PROPOSITION 413 City of Tucson

Vote For 1

	TOTAL	Mail & Early	PROV
Yes	0	0	0
No	0	0	0
Overvotes	0	0	0
Undervotes	0	0	0
Contest Totals	0	0	0

106

PROPOSITION 496 - Tucson Unified School District (TUSD) No. 1
Vote For 1

	TOTAL	Mail & Early	PROV
Bond Approval, Yes	346	346	0
Bond Approval, No	209	209	0
Overvotes	0	0	0
Undervotes	0	0	0
Contest Totals	555	555	0

STATEMENT OF VOTES CAST

Consolidated Elections

November 7, 2023

OFFICIAL RESULTS

Pima County

107

STATISTICS

	TOTAL	Mail & Early	PROV
Registered Voters - Total	3,278		
Ballots Cast - Total	1,186	1,186	0
Ballots Cast - Blank	0	0	0
Voter Turnout - Total	36.18%		

Mayor City of Tucson

Vote For 1

	TOTAL	Mail & Early	PROV
ROMERO, REGINA (DEM)	759	759	0
WITTENBRAKER, JANET "JL" (REP)	342	342	0
KERSCHEN, ARTHUR (LBT)	20	20	0
ACKERLEY, ED (IND)	55	55	0
Write-In Totals	2	2	0
Overvotes	0	0	0
Undervotes	8	8	0
Contest Totals	1,186	1,186	0

Council Member Ward 1 City of Tucson

Vote For 1

	TOTAL	Mail & Early	PROV
SANTA CRUZ, LANE (DEM)	763	763	0
LEM, VICTORIA (REP)	388	388	0
Write-In Totals	1	1	0
Overvotes	0	0	0
Undervotes	34	34	0
Contest Totals	1,186	1,186	0

STATEMENT OF VOTES CAST

Consolidated Elections

November 7, 2023

OFFICIAL RESULTS

Pima County

107

Council Member Ward 2 City of Tucson

Vote For 1

	TOTAL	Mail & Early	PROV
CUNNINGHAM, PAUL (DEM)	796	796	0
SHACK, ERNIE (REP)	333	333	0
SPICER, PENDLETON "PENNY" (LBT)	37	37	0
Write-In Totals	2	2	0
Overvotes	0	0	0
Undervotes	18	18	0
Contest Totals	1,186	1,186	0

Council Member Ward 4 City of Tucson

Vote For 1

	TOTAL	Mail & Early	PROV
LEE, NIKKI (DEM)	778	778	0
KAPLOWITCH, ROSS (REP)	354	354	0
Write-In Totals	1	1	0
Overvotes	1	1	0
Undervotes	52	52	0
Contest Totals	1,186	1,186	0

PROPOSITION 413 City of Tucson

Vote For 1

	TOTAL	Mail & Early	PROV
Yes	660	660	0
No	503	503	0
Overvotes	0	0	0
Undervotes	23	23	0
Contest Totals	1,186	1,186	0

107

PROPOSITION 496 - Tucson Unified School District (TUSD) No. 1

Vote For 1

	TOTAL	Mail & Early	PROV
Bond Approval, Yes	733	733	0
Bond Approval, No	408	408	0
Overvotes	0	0	0
Undervotes	45	45	0
Contest Totals	1,186	1,186	0

STATEMENT OF VOTES CAST

Consolidated Elections

November 7, 2023

OFFICIAL RESULTS

Pima County

108

STATISTICS

	TOTAL	Mail & Early	PROV
Registered Voters - Total	4,148		
Ballots Cast - Total	1,683	1,683	0
Ballots Cast - Blank	0	0	0
Voter Turnout - Total	40.57%		

Mayor City of Tucson

Vote For 1

	TOTAL	Mail & Early	PROV
ROMERO, REGINA (DEM)	1,082	1,082	0
WITTENBRAKER, JANET "JL" (REP)	472	472	0
KERSCHEN, ARTHUR (LBT)	16	16	0
ACKERLEY, ED (IND)	101	101	0
Write-In Totals	2	2	0
Overvotes	1	1	0
Undervotes	9	9	0
Contest Totals	1,683	1,683	0

Council Member Ward 1 City of Tucson

Vote For 1

	TOTAL	Mail & Early	PROV
SANTA CRUZ, LANE (DEM)	1,103	1,103	0
LEM, VICTORIA (REP)	544	544	0
Write-In Totals	1	1	0
Overvotes	0	0	0
Undervotes	35	35	0
Contest Totals	1,683	1,683	0

STATEMENT OF VOTES CAST

Consolidated Elections

November 7, 2023

OFFICIAL RESULTS

Pima County

108

Council Member Ward 2 City of Tucson

Vote For 1

	TOTAL	Mail & Early	PROV
CUNNINGHAM, PAUL (DEM)	1,123	1,123	0
SHACK, ERNIE (REP)	467	467	0
SPICER, PENDLETON "PENNY" (LBT)	57	57	0
Write-In Totals	2	2	0
Overvotes	0	0	0
Undervotes	34	34	0
Contest Totals	1,683	1,683	0

Council Member Ward 4 City of Tucson

Vote For 1

	TOTAL	Mail & Early	PROV
LEE, NIKKI (DEM)	1,116	1,116	0
KAPLOWITCH, ROSS (REP)	502	502	0
Write-In Totals	3	3	0
Overvotes	0	0	0
Undervotes	62	62	0
Contest Totals	1,683	1,683	0

PROPOSITION 413 City of Tucson

Vote For 1

	TOTAL	Mail & Early	PROV
Yes	926	926	0
No	706	706	0
Overvotes	0	0	0
Undervotes	51	51	0
Contest Totals	1,683	1,683	0

108

PROPOSITION 496 - Tucson Unified School District (TUSD) No. 1
Vote For 1

	TOTAL	Mail & Early	PROV
Bond Approval, Yes	1,081	1,081	0
Bond Approval, No	535	535	0
Overvotes	0	0	0
Undervotes	67	67	0
Contest Totals	1,683	1,683	0

110

STATISTICS			
	TOTAL	Mail & Early	PROV
Registered Voters - Total	2,283		
Ballots Cast - Total	125	125	0
Ballots Cast - Blank	1	1	0
Voter Turnout - Total	5.48%		

PROPOSITION 496 - Tucson Unified School District (TUSD) No. 1
Vote For 1

	TOTAL	Mail & Early	PROV
Bond Approval, Yes	99	99	0
Bond Approval, No	25	25	0
Overvotes	0	0	0
Undervotes	1	1	0
Contest Totals	125	125	0

STATEMENT OF VOTES CAST

Consolidated Elections

November 7, 2023

OFFICIAL RESULTS

Pima County

111

STATISTICS

	TOTAL	Mail & Early	PROV
Registered Voters - Total	2,097		
Ballots Cast - Total	926	926	0
Ballots Cast - Blank	0	0	0
Voter Turnout - Total	44.16%		

Mayor City of Tucson

Vote For 1

	TOTAL	Mail & Early	PROV
ROMERO, REGINA (DEM)	541	541	0
WITTENBRAKER, JANET "JL" (REP)	292	292	0
KERSCHEN, ARTHUR (LBT)	18	18	0
ACKERLEY, ED (IND)	68	68	0
Write-In Totals	0	0	0
Overvotes	2	2	0
Undervotes	5	5	0
Contest Totals	926	926	0

Council Member Ward 1 City of Tucson

Vote For 1

	TOTAL	Mail & Early	PROV
SANTA CRUZ, LANE (DEM)	558	558	0
LEM, VICTORIA (REP)	343	343	0
Write-In Totals	1	1	0
Overvotes	0	0	0
Undervotes	24	24	0
Contest Totals	926	926	0

STATEMENT OF VOTES CAST

Consolidated Elections

November 7, 2023

OFFICIAL RESULTS

Pima County

111

Council Member Ward 2 City of Tucson

Vote For 1

	TOTAL	Mail & Early	PROV
CUNNINGHAM, PAUL (DEM)	576	576	0
SHACK, ERNIE (REP)	301	301	0
SPICER, PENDLETON "PENNY" (LBT)	30	30	0
Write-In Totals	0	0	0
Overvotes	0	0	0
Undervotes	19	19	0
Contest Totals	926	926	0

Council Member Ward 4 City of Tucson

Vote For 1

	TOTAL	Mail & Early	PROV
LEE, NIKKI (DEM)	564	564	0
KAPLOWITCH, ROSS (REP)	323	323	0
Write-In Totals	2	2	0
Overvotes	0	0	0
Undervotes	37	37	0
Contest Totals	926	926	0

PROPOSITION 413 City of Tucson

Vote For 1

	TOTAL	Mail & Early	PROV
Yes	436	436	0
No	471	471	0
Overvotes	0	0	0
Undervotes	19	19	0
Contest Totals	926	926	0

111

PROPOSITION 496 - Tucson Unified School District (TUSD) No. 1
Vote For 1

	TOTAL	Mail & Early	PROV
Bond Approval, Yes	502	502	0
Bond Approval, No	382	382	0
Overvotes	0	0	0
Undervotes	42	42	0
Contest Totals	926	926	0

112

STATISTICS			
	TOTAL	Mail & Early	PROV
Registered Voters - Total	255		
Ballots Cast - Total	122	122	0
Ballots Cast - Blank	0	0	0
Voter Turnout - Total	47.84%		

PROPOSITION 496 - Tucson Unified School District (TUSD) No. 1
Vote For 1

	TOTAL	Mail & Early	PROV
Bond Approval, Yes	65	65	0
Bond Approval, No	57	57	0
Overvotes	0	0	0
Undervotes	0	0	0
Contest Totals	122	122	0

STATEMENT OF VOTES CAST

Consolidated Elections

November 7, 2023

OFFICIAL RESULTS

Pima County

113

STATISTICS

	TOTAL	Mail & Early	PROV
Registered Voters - Total	3,219		
Ballots Cast - Total	831	831	0
Ballots Cast - Blank	0	0	0
Voter Turnout - Total	25.82%		

Mayor City of Tucson

Vote For 1

	TOTAL	Mail & Early	PROV
ROMERO, REGINA (DEM)	433	433	0
WITTENBRAKER, JANET "JL" (REP)	312	312	0
KERSCHEN, ARTHUR (LBT)	27	27	0
ACKERLEY, ED (IND)	51	51	0
Write-In Totals	1	1	0
Overvotes	0	0	0
Undervotes	7	7	0
Contest Totals	831	831	0

Council Member Ward 1 City of Tucson

Vote For 1

	TOTAL	Mail & Early	PROV
SANTA CRUZ, LANE (DEM)	458	458	0
LEM, VICTORIA (REP)	348	348	0
Write-In Totals	2	2	0
Overvotes	0	0	0
Undervotes	23	23	0
Contest Totals	831	831	0

STATEMENT OF VOTES CAST

Consolidated Elections

November 7, 2023

OFFICIAL RESULTS

Pima County

113

Council Member Ward 2 City of Tucson

Vote For 1

	TOTAL	Mail & Early	PROV
CUNNINGHAM, PAUL (DEM)	438	438	0
SHACK, ERNIE (REP)	313	313	0
SPICER, PENDLETON "PENNY" (LBT)	59	59	0
Write-In Totals	0	0	0
Overvotes	0	0	0
Undervotes	21	21	0
Contest Totals	831	831	0

Council Member Ward 4 City of Tucson

Vote For 1

	TOTAL	Mail & Early	PROV
LEE, NIKKI (DEM)	460	460	0
KAPLOWITCH, ROSS (REP)	339	339	0
Write-In Totals	1	1	0
Overvotes	0	0	0
Undervotes	31	31	0
Contest Totals	831	831	0

PROPOSITION 413 City of Tucson

Vote For 1

	TOTAL	Mail & Early	PROV
Yes	307	307	0
No	506	506	0
Overvotes	0	0	0
Undervotes	18	18	0
Contest Totals	831	831	0

113

PROPOSITION 496 - Tucson Unified School District (TUSD) No. 1
Vote For 1

	TOTAL	Mail & Early	PROV
Bond Approval, Yes	401	401	0
Bond Approval, No	403	403	0
Overvotes	0	0	0
Undervotes	27	27	0
Contest Totals	831	831	0

STATEMENT OF VOTES CAST

Consolidated Elections

November 7, 2023

OFFICIAL RESULTS

Pima County

114

STATISTICS

	TOTAL	Mail & Early	PROV
Registered Voters - Total	904		
Ballots Cast - Total	93	93	0
Ballots Cast - Blank	0	0	0
Voter Turnout - Total	10.29%		

Mayor City of Tucson

Vote For 1

	TOTAL	Mail & Early	PROV
ROMERO, REGINA (DEM)	40	40	0
WITTENBRAKER, JANET "JL" (REP)	43	43	0
KERSCHEN, ARTHUR (LBT)	3	3	0
ACKERLEY, ED (IND)	6	6	0
Write-In Totals	0	0	0
Overvotes	0	0	0
Undervotes	1	1	0
Contest Totals	93	93	0

Council Member Ward 1 City of Tucson

Vote For 1

	TOTAL	Mail & Early	PROV
SANTA CRUZ, LANE (DEM)	44	44	0
LEM, VICTORIA (REP)	48	48	0
Write-In Totals	0	0	0
Overvotes	0	0	0
Undervotes	1	1	0
Contest Totals	93	93	0

STATEMENT OF VOTES CAST

Consolidated Elections

November 7, 2023

OFFICIAL RESULTS

Pima County

114

Council Member Ward 2 City of Tucson

Vote For 1

	TOTAL	Mail & Early	PROV
CUNNINGHAM, PAUL (DEM)	43	43	0
SHACK, ERNIE (REP)	43	43	0
SPICER, PENDLETON "PENNY" (LBT)	4	4	0
Write-In Totals	1	1	0
Overvotes	0	0	0
Undervotes	2	2	0
Contest Totals	93	93	0

Council Member Ward 4 City of Tucson

Vote For 1

	TOTAL	Mail & Early	PROV
LEE, NIKKI (DEM)	45	45	0
KAPLOWITCH, ROSS (REP)	45	45	0
Write-In Totals	1	1	0
Overvotes	0	0	0
Undervotes	2	2	0
Contest Totals	93	93	0

PROPOSITION 413 City of Tucson

Vote For 1

	TOTAL	Mail & Early	PROV
Yes	34	34	0
No	59	59	0
Overvotes	0	0	0
Undervotes	0	0	0
Contest Totals	93	93	0

STATEMENT OF VOTES CAST

Consolidated Elections

November 7, 2023

OFFICIAL RESULTS

Pima County

114

PROPOSITION 496 - Tucson Unified School District (TUSD) No. 1

Vote For 1

	TOTAL	Mail & Early	PROV
Bond Approval, Yes	53	53	0
Bond Approval, No	39	39	0
Overvotes	0	0	0
Undervotes	1	1	0
Contest Totals	93	93	0

PROPOSITION 498 - Sunnyside Unified School District No. 12

Vote For 1

	TOTAL	Mail & Early	PROV
Budget Increase, Yes	0	0	0
Budget Increase, No	0	0	0
Overvotes	0	0	0
Undervotes	0	0	0
Contest Totals	0	0	0

PROPOSITION 499 - Sunnyside Unified School District No. 12

Vote For 1

	TOTAL	Mail & Early	PROV
Budget Increase, Yes	0	0	0
Budget Increase, No	0	0	0
Overvotes	0	0	0
Undervotes	0	0	0
Contest Totals	0	0	0

STATEMENT OF VOTES CAST

Consolidated Elections

November 7, 2023

OFFICIAL RESULTS

Pima County

116

STATISTICS

	TOTAL	Mail & Early	PROV
Registered Voters - Total	5,948		
Ballots Cast - Total	2,059	2,059	0
Ballots Cast - Blank	0	0	0
Voter Turnout - Total	34.62%		

Mayor City of Tucson

Vote For 1

	TOTAL	Mail & Early	PROV
ROMERO, REGINA (DEM)	1,034	1,034	0
WITTENBRAKER, JANET "JL" (REP)	833	833	0
KERSCHEN, ARTHUR (LBT)	34	34	0
ACKERLEY, ED (IND)	146	146	0
Write-In Totals	1	1	0
Overvotes	0	0	0
Undervotes	11	11	0
Contest Totals	2,059	2,059	0

Council Member Ward 1 City of Tucson

Vote For 1

	TOTAL	Mail & Early	PROV
SANTA CRUZ, LANE (DEM)	1,059	1,059	0
LEM, VICTORIA (REP)	939	939	0
Write-In Totals	0	0	0
Overvotes	1	1	0
Undervotes	60	60	0
Contest Totals	2,059	2,059	0

STATEMENT OF VOTES CAST

Consolidated Elections

November 7, 2023

OFFICIAL RESULTS

Pima County

116

Council Member Ward 2 City of Tucson

Vote For 1

	TOTAL	Mail & Early	PROV
CUNNINGHAM, PAUL (DEM)	1,127	1,127	0
SHACK, ERNIE (REP)	826	826	0
SPICER, PENDLETON "PENNY" (LBT)	77	77	0
Write-In Totals	2	2	0
Overvotes	1	1	0
Undervotes	26	26	0
Contest Totals	2,059	2,059	0

Council Member Ward 4 City of Tucson

Vote For 1

	TOTAL	Mail & Early	PROV
LEE, NIKKI (DEM)	1,087	1,087	0
KAPLOWITCH, ROSS (REP)	881	881	0
Write-In Totals	1	1	0
Overvotes	0	0	0
Undervotes	90	90	0
Contest Totals	2,059	2,059	0

PROPOSITION 413 City of Tucson

Vote For 1

	TOTAL	Mail & Early	PROV
Yes	879	879	0
No	1,112	1,112	0
Overvotes	0	0	0
Undervotes	68	68	0
Contest Totals	2,059	2,059	0

116

PROPOSITION 496 - Tucson Unified School District (TUSD) No. 1
Vote For 1

	TOTAL	Mail & Early	PROV
Bond Approval, Yes	1,084	1,084	0
Bond Approval, No	881	881	0
Overvotes	0	0	0
Undervotes	94	94	0
Contest Totals	2,059	2,059	0

STATEMENT OF VOTES CAST

Consolidated Elections

November 7, 2023

OFFICIAL RESULTS

Pima County

117

STATISTICS

	TOTAL	Mail & Early	PROV
Registered Voters - Total	2,624		
Ballots Cast - Total	963	963	0
Ballots Cast - Blank	0	0	0
Voter Turnout - Total	36.70%		

Mayor City of Tucson

Vote For 1

	TOTAL	Mail & Early	PROV
ROMERO, REGINA (DEM)	522	522	0
WITTENBRAKER, JANET "JL" (REP)	343	343	0
KERSCHEN, ARTHUR (LBT)	11	11	0
ACKERLEY, ED (IND)	81	81	0
Write-In Totals	1	1	0
Overvotes	0	0	0
Undervotes	5	5	0
Contest Totals	963	963	0

Council Member Ward 1 City of Tucson

Vote For 1

	TOTAL	Mail & Early	PROV
SANTA CRUZ, LANE (DEM)	554	554	0
LEM, VICTORIA (REP)	385	385	0
Write-In Totals	2	2	0
Overvotes	0	0	0
Undervotes	22	22	0
Contest Totals	963	963	0

STATEMENT OF VOTES CAST

OFFICIAL RESULTS

Consolidated Elections

November 7, 2023

Pima County

117

Council Member Ward 2 City of Tucson

Vote For 1

	TOTAL	Mail & Early	PROV
CUNNINGHAM, PAUL (DEM)	590	590	0
SHACK, ERNIE (REP)	332	332	0
SPICER, PENDLETON "PENNY" (LBT)	31	31	0
Write-In Totals	0	0	0
Overvotes	0	0	0
Undervotes	10	10	0
Contest Totals	963	963	0

Council Member Ward 4 City of Tucson

Vote For 1

	TOTAL	Mail & Early	PROV
LEE, NIKKI (DEM)	565	565	0
KAPLOWITCH, ROSS (REP)	363	363	0
Write-In Totals	3	3	0
Overvotes	0	0	0
Undervotes	32	32	0
Contest Totals	963	963	0

PROPOSITION 413 City of Tucson

Vote For 1

	TOTAL	Mail & Early	PROV
Yes	425	425	0
No	510	510	0
Overvotes	0	0	0
Undervotes	28	28	0
Contest Totals	963	963	0

117

PROPOSITION 496 - Tucson Unified School District (TUSD) No. 1
Vote For 1

	TOTAL	Mail & Early	PROV
Bond Approval, Yes	498	498	0
Bond Approval, No	433	433	0
Overvotes	0	0	0
Undervotes	32	32	0
Contest Totals	963	963	0

STATEMENT OF VOTES CAST

Consolidated Elections

November 7, 2023

OFFICIAL RESULTS

Pima County

118

STATISTICS

	TOTAL	Mail & Early	PROV
Registered Voters - Total	2,831		
Ballots Cast - Total	1,420	1,420	0
Ballots Cast - Blank	2	2	0
Voter Turnout - Total	50.16%		

Mayor City of Tucson

Vote For 1

	TOTAL	Mail & Early	PROV
ROMERO, REGINA (DEM)	833	833	0
WITTENBRAKER, JANET "JL" (REP)	456	456	0
KERSCHEN, ARTHUR (LBT)	20	20	0
ACKERLEY, ED (IND)	96	96	0
Write-In Totals	1	1	0
Overvotes	1	1	0
Undervotes	13	13	0
Contest Totals	1,420	1,420	0

Council Member Ward 1 City of Tucson

Vote For 1

	TOTAL	Mail & Early	PROV
SANTA CRUZ, LANE (DEM)	829	829	0
LEM, VICTORIA (REP)	525	525	0
Write-In Totals	3	3	0
Overvotes	0	0	0
Undervotes	63	63	0
Contest Totals	1,420	1,420	0

STATEMENT OF VOTES CAST

Consolidated Elections

November 7, 2023

OFFICIAL RESULTS

Pima County

118

Council Member Ward 2 City of Tucson

Vote For 1

	TOTAL	Mail & Early	PROV
CUNNINGHAM, PAUL (DEM)	883	883	0
SHACK, ERNIE (REP)	464	464	0
SPICER, PENDLETON "PENNY" (LBT)	44	44	0
Write-In Totals	0	0	0
Overvotes	1	1	0
Undervotes	28	28	0
Contest Totals	1,420	1,420	0

Council Member Ward 4 City of Tucson

Vote For 1

	TOTAL	Mail & Early	PROV
LEE, NIKKI (DEM)	842	842	0
KAPLOWITCH, ROSS (REP)	483	483	0
Write-In Totals	2	2	0
Overvotes	0	0	0
Undervotes	93	93	0
Contest Totals	1,420	1,420	0

PROPOSITION 413 City of Tucson

Vote For 1

	TOTAL	Mail & Early	PROV
Yes	754	754	0
No	616	616	0
Overvotes	0	0	0
Undervotes	50	50	0
Contest Totals	1,420	1,420	0

118

PROPOSITION 496 - Tucson Unified School District (TUSD) No. 1
Vote For 1

	TOTAL	Mail & Early	PROV
Bond Approval, Yes	832	832	0
Bond Approval, No	525	525	0
Overvotes	1	1	0
Undervotes	62	62	0
Contest Totals	1,420	1,420	0

STATEMENT OF VOTES CAST

Consolidated Elections

November 7, 2023

OFFICIAL RESULTS

Pima County

119

STATISTICS

	TOTAL	Mail & Early	PROV
Registered Voters - Total	2,267		
Ballots Cast - Total	869	869	0
Ballots Cast - Blank	0	0	0
Voter Turnout - Total	38.33%		

Mayor City of Tucson

Vote For 1

	TOTAL	Mail & Early	PROV
ROMERO, REGINA (DEM)	469	469	0
WITTENBRAKER, JANET "JL" (REP)	333	333	0
KERSCHEN, ARTHUR (LBT)	11	11	0
ACKERLEY, ED (IND)	49	49	0
Write-In Totals	2	2	0
Overvotes	0	0	0
Undervotes	5	5	0
Contest Totals	869	869	0

Council Member Ward 1 City of Tucson

Vote For 1

	TOTAL	Mail & Early	PROV
SANTA CRUZ, LANE (DEM)	476	476	0
LEM, VICTORIA (REP)	368	368	0
Write-In Totals	0	0	0
Overvotes	0	0	0
Undervotes	25	25	0
Contest Totals	869	869	0

STATEMENT OF VOTES CAST

Consolidated Elections

November 7, 2023

OFFICIAL RESULTS

Pima County

119

Council Member Ward 2 City of Tucson

Vote For 1

	TOTAL	Mail & Early	PROV
CUNNINGHAM, PAUL (DEM)	485	485	0
SHACK, ERNIE (REP)	323	323	0
SPICER, PENDLETON "PENNY" (LBT)	44	44	0
Write-In Totals	0	0	0
Overvotes	0	0	0
Undervotes	17	17	0
Contest Totals	869	869	0

Council Member Ward 4 City of Tucson

Vote For 1

	TOTAL	Mail & Early	PROV
LEE, NIKKI (DEM)	491	491	0
KAPLOWITCH, ROSS (REP)	335	335	0
Write-In Totals	0	0	0
Overvotes	0	0	0
Undervotes	43	43	0
Contest Totals	869	869	0

PROPOSITION 413 City of Tucson

Vote For 1

	TOTAL	Mail & Early	PROV
Yes	380	380	0
No	467	467	0
Overvotes	0	0	0
Undervotes	22	22	0
Contest Totals	869	869	0

119

PROPOSITION 496 - Tucson Unified School District (TUSD) No. 1
Vote For 1

	TOTAL	Mail & Early	PROV
Bond Approval, Yes	475	475	0
Bond Approval, No	364	364	0
Overvotes	0	0	0
Undervotes	30	30	0
Contest Totals	869	869	0

STATEMENT OF VOTES CAST

Consolidated Elections

November 7, 2023

OFFICIAL RESULTS

Pima County

120

STATISTICS

	TOTAL	Mail & Early	PROV
Registered Voters - Total	3,062		
Ballots Cast - Total	1,091	1,091	0
Ballots Cast - Blank	0	0	0
Voter Turnout - Total	35.63%		

Mayor City of Tucson

Vote For 1

	TOTAL	Mail & Early	PROV
ROMERO, REGINA (DEM)	583	583	0
WITTENBRAKER, JANET "JL" (REP)	392	392	0
KERSCHEN, ARTHUR (LBT)	12	12	0
ACKERLEY, ED (IND)	97	97	0
Write-In Totals	0	0	0
Overvotes	1	1	0
Undervotes	6	6	0
Contest Totals	1,091	1,091	0

Council Member Ward 1 City of Tucson

Vote For 1

	TOTAL	Mail & Early	PROV
SANTA CRUZ, LANE (DEM)	604	604	0
LEM, VICTORIA (REP)	474	474	0
Write-In Totals	1	1	0
Overvotes	0	0	0
Undervotes	12	12	0
Contest Totals	1,091	1,091	0

STATEMENT OF VOTES CAST

Consolidated Elections

November 7, 2023

OFFICIAL RESULTS

Pima County

120

Council Member Ward 2 City of Tucson

Vote For 1

	TOTAL	Mail & Early	PROV
CUNNINGHAM, PAUL (DEM)	634	634	0
SHACK, ERNIE (REP)	405	405	0
SPICER, PENDLETON "PENNY" (LBT)	40	40	0
Write-In Totals	1	1	0
Overvotes	1	1	0
Undervotes	10	10	0
Contest Totals	1,091	1,091	0

Council Member Ward 4 City of Tucson

Vote For 1

	TOTAL	Mail & Early	PROV
LEE, NIKKI (DEM)	608	608	0
KAPLOWITCH, ROSS (REP)	447	447	0
Write-In Totals	1	1	0
Overvotes	0	0	0
Undervotes	35	35	0
Contest Totals	1,091	1,091	0

PROPOSITION 413 City of Tucson

Vote For 1

	TOTAL	Mail & Early	PROV
Yes	482	482	0
No	587	587	0
Overvotes	0	0	0
Undervotes	22	22	0
Contest Totals	1,091	1,091	0

120

PROPOSITION 496 - Tucson Unified School District (TUSD) No. 1
Vote For 1

	TOTAL	Mail & Early	PROV
Bond Approval, Yes	558	558	0
Bond Approval, No	488	488	0
Overvotes	0	0	0
Undervotes	45	45	0
Contest Totals	1,091	1,091	0

STATEMENT OF VOTES CAST

Consolidated Elections

November 7, 2023

OFFICIAL RESULTS

Pima County

121

STATISTICS

	TOTAL	Mail & Early	PROV
Registered Voters - Total	884		
Ballots Cast - Total	523	523	0
Ballots Cast - Blank	0	0	0
Voter Turnout - Total	59.16%		

Mayor City of Tucson

Vote For 1

	TOTAL	Mail & Early	PROV
ROMERO, REGINA (DEM)	254	254	0
WITTENBRAKER, JANET "JL" (REP)	214	214	0
KERSCHEN, ARTHUR (LBT)	7	7	0
ACKERLEY, ED (IND)	43	43	0
Write-In Totals	0	0	0
Overvotes	0	0	0
Undervotes	5	5	0
Contest Totals	523	523	0

Council Member Ward 1 City of Tucson

Vote For 1

	TOTAL	Mail & Early	PROV
SANTA CRUZ, LANE (DEM)	262	262	0
LEM, VICTORIA (REP)	245	245	0
Write-In Totals	0	0	0
Overvotes	1	1	0
Undervotes	15	15	0
Contest Totals	523	523	0

STATEMENT OF VOTES CAST

Consolidated Elections

November 7, 2023

OFFICIAL RESULTS

Pima County

121

Council Member Ward 2 City of Tucson

Vote For 1

	TOTAL	Mail & Early	PROV
CUNNINGHAM, PAUL (DEM)	279	279	0
SHACK, ERNIE (REP)	221	221	0
SPICER, PENDLETON "PENNY" (LBT)	14	14	0
Write-In Totals	1	1	0
Overvotes	0	0	0
Undervotes	8	8	0
Contest Totals	523	523	0

Council Member Ward 4 City of Tucson

Vote For 1

	TOTAL	Mail & Early	PROV
LEE, NIKKI (DEM)	268	268	0
KAPLOWITCH, ROSS (REP)	231	231	0
Write-In Totals	0	0	0
Overvotes	0	0	0
Undervotes	24	24	0
Contest Totals	523	523	0

PROPOSITION 413 City of Tucson

Vote For 1

	TOTAL	Mail & Early	PROV
Yes	241	241	0
No	265	265	0
Overvotes	0	0	0
Undervotes	17	17	0
Contest Totals	523	523	0

121

PROPOSITION 496 - Tucson Unified School District (TUSD) No. 1
Vote For 1

	TOTAL	Mail & Early	PROV
Bond Approval, Yes	288	288	0
Bond Approval, No	218	218	0
Overvotes	0	0	0
Undervotes	17	17	0
Contest Totals	523	523	0

STATEMENT OF VOTES CAST

Consolidated Elections

November 7, 2023

OFFICIAL RESULTS

Pima County

122

STATISTICS

	TOTAL	Mail & Early	PROV
Registered Voters - Total	2,276		
Ballots Cast - Total	781	781	0
Ballots Cast - Blank	0	0	0
Voter Turnout - Total	34.31%		

Mayor City of Tucson

Vote For 1

	TOTAL	Mail & Early	PROV
ROMERO, REGINA (DEM)	368	368	0
WITTENBRAKER, JANET "JL" (REP)	327	327	0
KERSCHEN, ARTHUR (LBT)	12	12	0
ACKERLEY, ED (IND)	67	67	0
Write-In Totals	2	2	0
Overvotes	0	0	0
Undervotes	5	5	0
Contest Totals	781	781	0

Council Member Ward 1 City of Tucson

Vote For 1

	TOTAL	Mail & Early	PROV
SANTA CRUZ, LANE (DEM)	377	377	0
LEM, VICTORIA (REP)	384	384	0
Write-In Totals	0	0	0
Overvotes	0	0	0
Undervotes	20	20	0
Contest Totals	781	781	0

STATEMENT OF VOTES CAST

OFFICIAL RESULTS

Consolidated Elections

November 7, 2023

Pima County

122

Council Member Ward 2 City of Tucson

Vote For 1

	TOTAL	Mail & Early	PROV
CUNNINGHAM, PAUL (DEM)	395	395	0
SHACK, ERNIE (REP)	338	338	0
SPICER, PENDLETON "PENNY" (LBT)	28	28	0
Write-In Totals	0	0	0
Overvotes	1	1	0
Undervotes	19	19	0
Contest Totals	781	781	0

Council Member Ward 4 City of Tucson

Vote For 1

	TOTAL	Mail & Early	PROV
LEE, NIKKI (DEM)	396	396	0
KAPLOWITCH, ROSS (REP)	354	354	0
Write-In Totals	0	0	0
Overvotes	0	0	0
Undervotes	31	31	0
Contest Totals	781	781	0

PROPOSITION 413 City of Tucson

Vote For 1

	TOTAL	Mail & Early	PROV
Yes	281	281	0
No	474	474	0
Overvotes	0	0	0
Undervotes	26	26	0
Contest Totals	781	781	0

122

PROPOSITION 496 - Tucson Unified School District (TUSD) No. 1
Vote For 1

	TOTAL	Mail & Early	PROV
Bond Approval, Yes	342	342	0
Bond Approval, No	404	404	0
Overvotes	0	0	0
Undervotes	35	35	0
Contest Totals	781	781	0

STATEMENT OF VOTES CAST

Consolidated Elections

November 7, 2023

OFFICIAL RESULTS

Pima County

123

STATISTICS

	TOTAL	Mail & Early	PROV
Registered Voters - Total	4,592		
Ballots Cast - Total	1,306	1,306	0
Ballots Cast - Blank	0	0	0
Voter Turnout - Total	28.44%		

Mayor City of Tucson

Vote For 1

	TOTAL	Mail & Early	PROV
ROMERO, REGINA (DEM)	653	653	0
WITTENBRAKER, JANET "JL" (REP)	524	524	0
KERSCHEN, ARTHUR (LBT)	27	27	0
ACKERLEY, ED (IND)	90	90	0
Write-In Totals	2	2	0
Overvotes	0	0	0
Undervotes	10	10	0
Contest Totals	1,306	1,306	0

Council Member Ward 1 City of Tucson

Vote For 1

	TOTAL	Mail & Early	PROV
SANTA CRUZ, LANE (DEM)	671	671	0
LEM, VICTORIA (REP)	608	608	0
Write-In Totals	2	2	0
Overvotes	0	0	0
Undervotes	25	25	0
Contest Totals	1,306	1,306	0

STATEMENT OF VOTES CAST

Consolidated Elections

November 7, 2023

OFFICIAL RESULTS

Pima County

123

Council Member Ward 2 City of Tucson

Vote For 1

	TOTAL	Mail & Early	PROV
CUNNINGHAM, PAUL (DEM)	678	678	0
SHACK, ERNIE (REP)	533	533	0
SPICER, PENDLETON "PENNY" (LBT)	69	69	0
Write-In Totals	3	3	0
Overvotes	0	0	0
Undervotes	23	23	0
Contest Totals	1,306	1,306	0

Council Member Ward 4 City of Tucson

Vote For 1

	TOTAL	Mail & Early	PROV
LEE, NIKKI (DEM)	688	688	0
KAPLOWITCH, ROSS (REP)	570	570	0
Write-In Totals	3	3	0
Overvotes	0	0	0
Undervotes	45	45	0
Contest Totals	1,306	1,306	0

PROPOSITION 413 City of Tucson

Vote For 1

	TOTAL	Mail & Early	PROV
Yes	467	467	0
No	803	803	0
Overvotes	0	0	0
Undervotes	36	36	0
Contest Totals	1,306	1,306	0

123

PROPOSITION 496 - Tucson Unified School District (TUSD) No. 1
Vote For 1

	TOTAL	Mail & Early	PROV
Bond Approval, Yes	595	595	0
Bond Approval, No	668	668	0
Overvotes	0	0	0
Undervotes	43	43	0
Contest Totals	1,306	1,306	0

STATEMENT OF VOTES CAST

Consolidated Elections

November 7, 2023

OFFICIAL RESULTS

Pima County

124

STATISTICS

	TOTAL	Mail & Early	PROV
Registered Voters - Total	1,623		
Ballots Cast - Total	586	586	0
Ballots Cast - Blank	2	2	0
Voter Turnout - Total	36.11%		

Mayor City of Tucson

Vote For 1

	TOTAL	Mail & Early	PROV
ROMERO, REGINA (DEM)	249	249	0
WITTENBRAKER, JANET "JL" (REP)	278	278	0
KERSCHEN, ARTHUR (LBT)	4	4	0
ACKERLEY, ED (IND)	46	46	0
Write-In Totals	0	0	0
Overvotes	0	0	0
Undervotes	9	9	0
Contest Totals	586	586	0

Council Member Ward 1 City of Tucson

Vote For 1

	TOTAL	Mail & Early	PROV
SANTA CRUZ, LANE (DEM)	256	256	0
LEM, VICTORIA (REP)	312	312	0
Write-In Totals	1	1	0
Overvotes	0	0	0
Undervotes	17	17	0
Contest Totals	586	586	0

STATEMENT OF VOTES CAST

OFFICIAL RESULTS

Consolidated Elections

November 7, 2023

Pima County

124

Council Member Ward 2 City of Tucson

Vote For 1

	TOTAL	Mail & Early	PROV
CUNNINGHAM, PAUL (DEM)	277	277	0
SHACK, ERNIE (REP)	273	273	0
SPICER, PENDLETON "PENNY" (LBT)	17	17	0
Write-In Totals	0	0	0
Overvotes	0	0	0
Undervotes	19	19	0
Contest Totals	586	586	0

Council Member Ward 4 City of Tucson

Vote For 1

	TOTAL	Mail & Early	PROV
LEE, NIKKI (DEM)	270	270	0
KAPLOWITCH, ROSS (REP)	295	295	0
Write-In Totals	1	1	0
Overvotes	0	0	0
Undervotes	20	20	0
Contest Totals	586	586	0

PROPOSITION 413 City of Tucson

Vote For 1

	TOTAL	Mail & Early	PROV
Yes	204	204	0
No	365	365	0
Overvotes	0	0	0
Undervotes	17	17	0
Contest Totals	586	586	0

124

PROPOSITION 496 - Tucson Unified School District (TUSD) No. 1
Vote For 1

	TOTAL	Mail & Early	PROV
Bond Approval, Yes	232	232	0
Bond Approval, No	331	331	0
Overvotes	0	0	0
Undervotes	23	23	0
Contest Totals	586	586	0

125

STATISTICS			
	TOTAL	Mail & Early	PROV
Registered Voters - Total	2,309		
Ballots Cast - Total	948	948	0
Ballots Cast - Blank	1	1	0
Voter Turnout - Total	41.06%		

PROPOSITION 496 - Tucson Unified School District (TUSD) No. 1
Vote For 1

	TOTAL	Mail & Early	PROV
Bond Approval, Yes	629	629	0
Bond Approval, No	318	318	0
Overvotes	0	0	0
Undervotes	1	1	0
Contest Totals	948	948	0

STATEMENT OF VOTES CAST

Consolidated Elections

November 7, 2023

OFFICIAL RESULTS

Pima County

126

STATISTICS

	TOTAL	Mail & Early	PROV
Registered Voters - Total	1,597		
Ballots Cast - Total	777	777	0
Ballots Cast - Blank	0	0	0
Voter Turnout - Total	48.65%		

Mayor City of Tucson

Vote For 1

	TOTAL	Mail & Early	PROV
ROMERO, REGINA (DEM)	314	314	0
WITTENBRAKER, JANET "JL" (REP)	337	337	0
KERSCHEN, ARTHUR (LBT)	9	9	0
ACKERLEY, ED (IND)	46	46	0
Write-In Totals	1	1	0
Overvotes	0	0	0
Undervotes	4	4	0
Contest Totals	711	711	0

Council Member Ward 1 City of Tucson

Vote For 1

	TOTAL	Mail & Early	PROV
SANTA CRUZ, LANE (DEM)	289	289	0
LEM, VICTORIA (REP)	402	402	0
Write-In Totals	0	0	0
Overvotes	0	0	0
Undervotes	20	20	0
Contest Totals	711	711	0

STATEMENT OF VOTES CAST

OFFICIAL RESULTS

Consolidated Elections

November 7, 2023

Pima County

126

Council Member Ward 2 City of Tucson

Vote For 1

	TOTAL	Mail & Early	PROV
CUNNINGHAM, PAUL (DEM)	340	340	0
SHACK, ERNIE (REP)	336	336	0
SPICER, PENDLETON "PENNY" (LBT)	19	19	0
Write-In Totals	0	0	0
Overvotes	3	3	0
Undervotes	13	13	0
Contest Totals	711	711	0

Council Member Ward 4 City of Tucson

Vote For 1

	TOTAL	Mail & Early	PROV
LEE, NIKKI (DEM)	313	313	0
KAPLOWITCH, ROSS (REP)	365	365	0
Write-In Totals	0	0	0
Overvotes	0	0	0
Undervotes	33	33	0
Contest Totals	711	711	0

PROPOSITION 413 City of Tucson

Vote For 1

	TOTAL	Mail & Early	PROV
Yes	317	317	0
No	377	377	0
Overvotes	0	0	0
Undervotes	17	17	0
Contest Totals	711	711	0

126

PROPOSITION 496 - Tucson Unified School District (TUSD) No. 1
Vote For 1

	TOTAL	Mail & Early	PROV
Bond Approval, Yes	402	402	0
Bond Approval, No	354	354	0
Overvotes	0	0	0
Undervotes	21	21	0
Contest Totals	777	777	0

STATEMENT OF VOTES CAST

Consolidated Elections

November 7, 2023

OFFICIAL RESULTS

Pima County

128

STATISTICS

	TOTAL	Mail & Early	PROV
Registered Voters - Total	2,297		
Ballots Cast - Total	1,008	1,008	0
Ballots Cast - Blank	1	1	0
Voter Turnout - Total	43.88%		

Mayor City of Tucson

Vote For 1

	TOTAL	Mail & Early	PROV
ROMERO, REGINA (DEM)	489	489	0
WITTENBRAKER, JANET "JL" (REP)	427	427	0
KERSCHEN, ARTHUR (LBT)	16	16	0
ACKERLEY, ED (IND)	68	68	0
Write-In Totals	0	0	0
Overvotes	0	0	0
Undervotes	8	8	0
Contest Totals	1,008	1,008	0

Council Member Ward 1 City of Tucson

Vote For 1

	TOTAL	Mail & Early	PROV
SANTA CRUZ, LANE (DEM)	498	498	0
LEM, VICTORIA (REP)	476	476	0
Write-In Totals	2	2	0
Overvotes	0	0	0
Undervotes	32	32	0
Contest Totals	1,008	1,008	0

STATEMENT OF VOTES CAST

OFFICIAL RESULTS

Consolidated Elections

November 7, 2023

Pima County

128

Council Member Ward 2 City of Tucson

Vote For 1

	TOTAL	Mail & Early	PROV
CUNNINGHAM, PAUL (DEM)	534	534	0
SHACK, ERNIE (REP)	419	419	0
SPICER, PENDLETON "PENNY" (LBT)	39	39	0
Write-In Totals	1	1	0
Overvotes	0	0	0
Undervotes	15	15	0
Contest Totals	1,008	1,008	0

Council Member Ward 4 City of Tucson

Vote For 1

	TOTAL	Mail & Early	PROV
LEE, NIKKI (DEM)	521	521	0
KAPLOWITCH, ROSS (REP)	441	441	0
Write-In Totals	3	3	0
Overvotes	0	0	0
Undervotes	43	43	0
Contest Totals	1,008	1,008	0

PROPOSITION 413 City of Tucson

Vote For 1

	TOTAL	Mail & Early	PROV
Yes	462	462	0
No	531	531	0
Overvotes	0	0	0
Undervotes	15	15	0
Contest Totals	1,008	1,008	0

128

PROPOSITION 496 - Tucson Unified School District (TUSD) No. 1
Vote For 1

	TOTAL	Mail & Early	PROV
Bond Approval, Yes	512	512	0
Bond Approval, No	467	467	0
Overvotes	0	0	0
Undervotes	29	29	0
Contest Totals	1,008	1,008	0

STATEMENT OF VOTES CAST

Consolidated Elections

November 7, 2023

OFFICIAL RESULTS

Pima County

129

STATISTICS

	TOTAL	Mail & Early	PROV
Registered Voters - Total	2,239		
Ballots Cast - Total	749	749	0
Ballots Cast - Blank	0	0	0
Voter Turnout - Total	33.45%		

Mayor City of Tucson

Vote For 1

	TOTAL	Mail & Early	PROV
ROMERO, REGINA (DEM)	407	407	0
WITTENBRAKER, JANET "JL" (REP)	277	277	0
KERSCHEN, ARTHUR (LBT)	14	14	0
ACKERLEY, ED (IND)	46	46	0
Write-In Totals	0	0	0
Overvotes	0	0	0
Undervotes	5	5	0
Contest Totals	749	749	0

Council Member Ward 1 City of Tucson

Vote For 1

	TOTAL	Mail & Early	PROV
SANTA CRUZ, LANE (DEM)	418	418	0
LEM, VICTORIA (REP)	314	314	0
Write-In Totals	0	0	0
Overvotes	0	0	0
Undervotes	17	17	0
Contest Totals	749	749	0

STATEMENT OF VOTES CAST

Consolidated Elections

November 7, 2023

OFFICIAL RESULTS

Pima County

129

Council Member Ward 2 City of Tucson

Vote For 1

	TOTAL	Mail & Early	PROV
CUNNINGHAM, PAUL (DEM)	439	439	0
SHACK, ERNIE (REP)	272	272	0
SPICER, PENDLETON "PENNY" (LBT)	24	24	0
Write-In Totals	0	0	0
Overvotes	1	1	0
Undervotes	13	13	0
Contest Totals	749	749	0

Council Member Ward 4 City of Tucson

Vote For 1

	TOTAL	Mail & Early	PROV
LEE, NIKKI (DEM)	430	430	0
KAPLOWITCH, ROSS (REP)	295	295	0
Write-In Totals	0	0	0
Overvotes	0	0	0
Undervotes	24	24	0
Contest Totals	749	749	0

PROPOSITION 413 City of Tucson

Vote For 1

	TOTAL	Mail & Early	PROV
Yes	328	328	0
No	402	402	0
Overvotes	0	0	0
Undervotes	19	19	0
Contest Totals	749	749	0

129

PROPOSITION 496 - Tucson Unified School District (TUSD) No. 1
Vote For 1

	TOTAL	Mail & Early	PROV
Bond Approval, Yes	381	381	0
Bond Approval, No	330	330	0
Overvotes	0	0	0
Undervotes	38	38	0
Contest Totals	749	749	0

STATEMENT OF VOTES CAST

Consolidated Elections

November 7, 2023

OFFICIAL RESULTS

Pima County

130

STATISTICS

	TOTAL	Mail & Early	PROV
Registered Voters - Total	1,967		
Ballots Cast - Total	779	779	0
Ballots Cast - Blank	0	0	0
Voter Turnout - Total	39.60%		

Mayor City of Tucson

Vote For 1

	TOTAL	Mail & Early	PROV
ROMERO, REGINA (DEM)	339	339	0
WITTENBRAKER, JANET "JL" (REP)	360	360	0
KERSCHEN, ARTHUR (LBT)	17	17	0
ACKERLEY, ED (IND)	57	57	0
Write-In Totals	0	0	0
Overvotes	0	0	0
Undervotes	6	6	0
Contest Totals	779	779	0

Council Member Ward 1 City of Tucson

Vote For 1

	TOTAL	Mail & Early	PROV
SANTA CRUZ, LANE (DEM)	345	345	0
LEM, VICTORIA (REP)	412	412	0
Write-In Totals	1	1	0
Overvotes	0	0	0
Undervotes	21	21	0
Contest Totals	779	779	0

STATEMENT OF VOTES CAST

Consolidated Elections

November 7, 2023

OFFICIAL RESULTS

Pima County

130

Council Member Ward 2 City of Tucson

Vote For 1

	TOTAL	Mail & Early	PROV
CUNNINGHAM, PAUL (DEM)	372	372	0
SHACK, ERNIE (REP)	361	361	0
SPICER, PENDLETON "PENNY" (LBT)	34	34	0
Write-In Totals	0	0	0
Overvotes	0	0	0
Undervotes	12	12	0
Contest Totals	779	779	0

Council Member Ward 4 City of Tucson

Vote For 1

	TOTAL	Mail & Early	PROV
LEE, NIKKI (DEM)	351	351	0
KAPLOWITCH, ROSS (REP)	395	395	0
Write-In Totals	1	1	0
Overvotes	0	0	0
Undervotes	32	32	0
Contest Totals	779	779	0

PROPOSITION 413 City of Tucson

Vote For 1

	TOTAL	Mail & Early	PROV
Yes	292	292	0
No	477	477	0
Overvotes	0	0	0
Undervotes	10	10	0
Contest Totals	779	779	0

130

PROPOSITION 496 - Tucson Unified School District (TUSD) No. 1
Vote For 1

	TOTAL	Mail & Early	PROV
Bond Approval, Yes	354	354	0
Bond Approval, No	402	402	0
Overvotes	0	0	0
Undervotes	23	23	0
Contest Totals	779	779	0

STATEMENT OF VOTES CAST

Consolidated Elections

November 7, 2023

OFFICIAL RESULTS

Pima County

131

STATISTICS

	TOTAL	Mail & Early	PROV
Registered Voters - Total	2,050		
Ballots Cast - Total	1,138	1,138	0
Ballots Cast - Blank	0	0	0
Voter Turnout - Total	55.51%		

Mayor City of Tucson

Vote For 1

	TOTAL	Mail & Early	PROV
ROMERO, REGINA (DEM)	555	555	0
WITTENBRAKER, JANET "JL" (REP)	483	483	0
KERSCHEN, ARTHUR (LBT)	12	12	0
ACKERLEY, ED (IND)	73	73	0
Write-In Totals	0	0	0
Overvotes	0	0	0
Undervotes	10	10	0
Contest Totals	1,133	1,133	0

Council Member Ward 1 City of Tucson

Vote For 1

	TOTAL	Mail & Early	PROV
SANTA CRUZ, LANE (DEM)	539	539	0
LEM, VICTORIA (REP)	554	554	0
Write-In Totals	0	0	0
Overvotes	0	0	0
Undervotes	40	40	0
Contest Totals	1,133	1,133	0

STATEMENT OF VOTES CAST

Consolidated Elections

November 7, 2023

OFFICIAL RESULTS

Pima County

131

Council Member Ward 2 City of Tucson

Vote For 1

	TOTAL	Mail & Early	PROV
CUNNINGHAM, PAUL (DEM)	598	598	0
SHACK, ERNIE (REP)	492	492	0
SPICER, PENDLETON "PENNY" (LBT)	24	24	0
Write-In Totals	1	1	0
Overvotes	0	0	0
Undervotes	18	18	0
Contest Totals	1,133	1,133	0

Council Member Ward 4 City of Tucson

Vote For 1

	TOTAL	Mail & Early	PROV
LEE, NIKKI (DEM)	561	561	0
KAPLOWITCH, ROSS (REP)	514	514	0
Write-In Totals	3	3	0
Overvotes	0	0	0
Undervotes	55	55	0
Contest Totals	1,133	1,133	0

PROPOSITION 413 City of Tucson

Vote For 1

	TOTAL	Mail & Early	PROV
Yes	542	542	0
No	561	561	0
Overvotes	0	0	0
Undervotes	30	30	0
Contest Totals	1,133	1,133	0

131

PROPOSITION 496 - Tucson Unified School District (TUSD) No. 1
Vote For 1

	TOTAL	Mail & Early	PROV
Bond Approval, Yes	584	584	0
Bond Approval, No	511	511	0
Overvotes	0	0	0
Undervotes	43	43	0
Contest Totals	1,138	1,138	0

STATEMENT OF VOTES CAST

Consolidated Elections

November 7, 2023

OFFICIAL RESULTS

Pima County

132

STATISTICS

	TOTAL	Mail & Early	PROV
Registered Voters - Total	1,430		
Ballots Cast - Total	510	510	0
Ballots Cast - Blank	0	0	0
Voter Turnout - Total	35.66%		

Mayor City of Tucson

Vote For 1

	TOTAL	Mail & Early	PROV
ROMERO, REGINA (DEM)	235	235	0
WITTENBRAKER, JANET "JL" (REP)	225	225	0
KERSCHEN, ARTHUR (LBT)	5	5	0
ACKERLEY, ED (IND)	39	39	0
Write-In Totals	1	1	0
Overvotes	0	0	0
Undervotes	5	5	0
Contest Totals	510	510	0

Council Member Ward 1 City of Tucson

Vote For 1

	TOTAL	Mail & Early	PROV
SANTA CRUZ, LANE (DEM)	249	249	0
LEM, VICTORIA (REP)	250	250	0
Write-In Totals	0	0	0
Overvotes	0	0	0
Undervotes	11	11	0
Contest Totals	510	510	0

STATEMENT OF VOTES CAST

OFFICIAL RESULTS

Consolidated Elections

November 7, 2023

Pima County

132

Council Member Ward 2 City of Tucson

Vote For 1

	TOTAL	Mail & Early	PROV
CUNNINGHAM, PAUL (DEM)	251	251	0
SHACK, ERNIE (REP)	233	233	0
SPICER, PENDLETON "PENNY" (LBT)	16	16	0
Write-In Totals	1	1	0
Overvotes	0	0	0
Undervotes	9	9	0
Contest Totals	510	510	0

Council Member Ward 4 City of Tucson

Vote For 1

	TOTAL	Mail & Early	PROV
LEE, NIKKI (DEM)	258	258	0
KAPLOWITCH, ROSS (REP)	238	238	0
Write-In Totals	0	0	0
Overvotes	0	0	0
Undervotes	14	14	0
Contest Totals	510	510	0

PROPOSITION 413 City of Tucson

Vote For 1

	TOTAL	Mail & Early	PROV
Yes	185	185	0
No	313	313	0
Overvotes	0	0	0
Undervotes	12	12	0
Contest Totals	510	510	0

132

PROPOSITION 496 - Tucson Unified School District (TUSD) No. 1
Vote For 1

	TOTAL	Mail & Early	PROV
Bond Approval, Yes	224	224	0
Bond Approval, No	270	270	0
Overvotes	0	0	0
Undervotes	16	16	0
Contest Totals	510	510	0

STATEMENT OF VOTES CAST

Consolidated Elections

November 7, 2023

OFFICIAL RESULTS

Pima County

133

STATISTICS

	TOTAL	Mail & Early	PROV
Registered Voters - Total	3,805		
Ballots Cast - Total	1,389	1,389	0
Ballots Cast - Blank	0	0	0
Voter Turnout - Total	36.50%		

Mayor City of Tucson

Vote For 1

	TOTAL	Mail & Early	PROV
ROMERO, REGINA (DEM)	683	683	0
WITTENBRAKER, JANET "JL" (REP)	572	572	0
KERSCHEN, ARTHUR (LBT)	26	26	0
ACKERLEY, ED (IND)	99	99	0
Write-In Totals	2	2	0
Overvotes	1	1	0
Undervotes	6	6	0
Contest Totals	1,389	1,389	0

Council Member Ward 1 City of Tucson

Vote For 1

	TOTAL	Mail & Early	PROV
SANTA CRUZ, LANE (DEM)	690	690	0
LEM, VICTORIA (REP)	660	660	0
Write-In Totals	3	3	0
Overvotes	1	1	0
Undervotes	35	35	0
Contest Totals	1,389	1,389	0

STATEMENT OF VOTES CAST

Consolidated Elections

November 7, 2023

OFFICIAL RESULTS

Pima County

133

Council Member Ward 2 City of Tucson

Vote For 1

	TOTAL	Mail & Early	PROV
CUNNINGHAM, PAUL (DEM)	696	696	0
SHACK, ERNIE (REP)	597	597	0
SPICER, PENDLETON "PENNY" (LBT)	56	56	0
Write-In Totals	1	1	0
Overvotes	0	0	0
Undervotes	39	39	0
Contest Totals	1,389	1,389	0

Council Member Ward 4 City of Tucson

Vote For 1

	TOTAL	Mail & Early	PROV
LEE, NIKKI (DEM)	708	708	0
KAPLOWITCH, ROSS (REP)	633	633	0
Write-In Totals	2	2	0
Overvotes	0	0	0
Undervotes	46	46	0
Contest Totals	1,389	1,389	0

PROPOSITION 413 City of Tucson

Vote For 1

	TOTAL	Mail & Early	PROV
Yes	518	518	0
No	844	844	0
Overvotes	0	0	0
Undervotes	27	27	0
Contest Totals	1,389	1,389	0

133

PROPOSITION 496 - Tucson Unified School District (TUSD) No. 1
Vote For 1

	TOTAL	Mail & Early	PROV
Bond Approval, Yes	678	678	0
Bond Approval, No	665	665	0
Overvotes	0	0	0
Undervotes	46	46	0
Contest Totals	1,389	1,389	0

139

STATISTICS			
	TOTAL	Mail & Early	PROV
Registered Voters - Total	599		
Ballots Cast - Total	96	96	0
Ballots Cast - Blank	0	0	0
Voter Turnout - Total	16.03%		

PROPOSITION 401 - Sahuarita Unified School District NO. 30
Vote For 1

	TOTAL	Mail & Early	PROV
Bond Approval, Yes	47	47	0
Bond Approval, No	48	48	0
Overvotes	1	1	0
Undervotes	0	0	0
Contest Totals	96	96	0

140

STATISTICS			
	TOTAL	Mail & Early	PROV
Registered Voters - Total	841		
Ballots Cast - Total	215	215	0
Ballots Cast - Blank	1	1	0
Voter Turnout - Total	25.56%		

PROPOSITION 401 - Sahuarita Unified School District NO. 30
Vote For 1

	TOTAL	Mail & Early	PROV
Bond Approval, Yes	108	108	0
Bond Approval, No	106	106	0
Overvotes	0	0	0
Undervotes	1	1	0
Contest Totals	215	215	0

STATEMENT OF VOTES CAST

Consolidated Elections

November 7, 2023

OFFICIAL RESULTS

Pima County

143

STATISTICS

	TOTAL	Mail & Early	PROV
Registered Voters - Total	1,008		
Ballots Cast - Total	351	351	0
Ballots Cast - Blank	0	0	0
Voter Turnout - Total	34.82%		

Mayor City of Tucson

Vote For 1

	TOTAL	Mail & Early	PROV
ROMERO, REGINA (DEM)	294	294	0
WITTENBRAKER, JANET "JL" (REP)	32	32	0
KERSCHEN, ARTHUR (LBT)	4	4	0
ACKERLEY, ED (IND)	10	10	0
Write-In Totals	4	4	0
Overvotes	0	0	0
Undervotes	7	7	0
Contest Totals	351	351	0

Council Member Ward 1 City of Tucson

Vote For 1

	TOTAL	Mail & Early	PROV
SANTA CRUZ, LANE (DEM)	293	293	0
LEM, VICTORIA (REP)	48	48	0
Write-In Totals	1	1	0
Overvotes	0	0	0
Undervotes	9	9	0
Contest Totals	351	351	0

STATEMENT OF VOTES CAST

Consolidated Elections

November 7, 2023

OFFICIAL RESULTS

Pima County

143

Council Member Ward 2 City of Tucson

Vote For 1

	TOTAL	Mail & Early	PROV
CUNNINGHAM, PAUL (DEM)	302	302	0
SHACK, ERNIE (REP)	26	26	0
SPICER, PENDLETON "PENNY" (LBT)	10	10	0
Write-In Totals	1	1	0
Overvotes	0	0	0
Undervotes	12	12	0
Contest Totals	351	351	0

Council Member Ward 4 City of Tucson

Vote For 1

	TOTAL	Mail & Early	PROV
LEE, NIKKI (DEM)	297	297	0
KAPLOWITCH, ROSS (REP)	31	31	0
Write-In Totals	0	0	0
Overvotes	0	0	0
Undervotes	23	23	0
Contest Totals	351	351	0

PROPOSITION 413 City of Tucson

Vote For 1

	TOTAL	Mail & Early	PROV
Yes	234	234	0
No	103	103	0
Overvotes	0	0	0
Undervotes	14	14	0
Contest Totals	351	351	0

143

PROPOSITION 496 - Tucson Unified School District (TUSD) No. 1
Vote For 1

	TOTAL	Mail & Early	PROV
Bond Approval, Yes	255	255	0
Bond Approval, No	78	78	0
Overvotes	0	0	0
Undervotes	18	18	0
Contest Totals	351	351	0

STATEMENT OF VOTES CAST

Consolidated Elections

November 7, 2023

OFFICIAL RESULTS

Pima County

144

STATISTICS

	TOTAL	Mail & Early	PROV
Registered Voters - Total	2,498		
Ballots Cast - Total	1,004	1,004	0
Ballots Cast - Blank	1	1	0
Voter Turnout - Total	40.19%		

Mayor City of Tucson

Vote For 1

	TOTAL	Mail & Early	PROV
ROMERO, REGINA (DEM)	601	601	0
WITTENBRAKER, JANET "JL" (REP)	264	264	0
KERSCHEN, ARTHUR (LBT)	9	9	0
ACKERLEY, ED (IND)	93	93	0
Write-In Totals	3	3	0
Overvotes	0	0	0
Undervotes	15	15	0
Contest Totals	985	985	0

Council Member Ward 1 City of Tucson

Vote For 1

	TOTAL	Mail & Early	PROV
SANTA CRUZ, LANE (DEM)	624	624	0
LEM, VICTORIA (REP)	336	336	0
Write-In Totals	5	5	0
Overvotes	0	0	0
Undervotes	20	20	0
Contest Totals	985	985	0

STATEMENT OF VOTES CAST

Consolidated Elections

November 7, 2023

OFFICIAL RESULTS

Pima County

144

Council Member Ward 2 City of Tucson

Vote For 1

	TOTAL	Mail & Early	PROV
CUNNINGHAM, PAUL (DEM)	654	654	0
SHACK, ERNIE (REP)	267	267	0
SPICER, PENDLETON "PENNY" (LBT)	30	30	0
Write-In Totals	2	2	0
Overvotes	1	1	0
Undervotes	31	31	0
Contest Totals	985	985	0

Council Member Ward 4 City of Tucson

Vote For 1

	TOTAL	Mail & Early	PROV
LEE, NIKKI (DEM)	664	664	0
KAPLOWITCH, ROSS (REP)	284	284	0
Write-In Totals	2	2	0
Overvotes	0	0	0
Undervotes	35	35	0
Contest Totals	985	985	0

PROPOSITION 413 City of Tucson

Vote For 1

	TOTAL	Mail & Early	PROV
Yes	486	486	0
No	480	480	0
Overvotes	0	0	0
Undervotes	19	19	0
Contest Totals	985	985	0

144

PROPOSITION 496 - Tucson Unified School District (TUSD) No. 1
Vote For 1

	TOTAL	Mail & Early	PROV
Bond Approval, Yes	570	570	0
Bond Approval, No	398	398	0
Overvotes	0	0	0
Undervotes	36	36	0
Contest Totals	1,004	1,004	0

147

STATISTICS			
	TOTAL	Mail & Early	PROV
Registered Voters - Total	2,861		
Ballots Cast - Total	651	651	0
Ballots Cast - Blank	2	2	0
Voter Turnout - Total	22.75%		

PROPOSITION 401 - Sahuarita Unified School District NO. 30
Vote For 1

	TOTAL	Mail & Early	PROV
Bond Approval, Yes	378	378	0
Bond Approval, No	271	271	0
Overvotes	0	0	0
Undervotes	2	2	0
Contest Totals	651	651	0

150

STATISTICS			
	TOTAL	Mail & Early	PROV
Registered Voters - Total	651		
Ballots Cast - Total	88	88	0
Ballots Cast - Blank	0	0	0
Voter Turnout - Total	13.52%		

PROPOSITION 497 - Flowing Wells Unified School District No. 8
Vote For 1

	TOTAL	Mail & Early	PROV
Budget Increase, Yes	55	55	0
Budget Increase, No	33	33	0
Overvotes	0	0	0
Undervotes	0	0	0
Contest Totals	88	88	0

151

STATISTICS			
	TOTAL	Mail & Early	PROV
Registered Voters - Total	1,127		
Ballots Cast - Total	538	538	0
Ballots Cast - Blank	0	0	0
Voter Turnout - Total	47.74%		

PROPOSITION 496 - Tucson Unified School District (TUSD) No. 1
Vote For 1

	TOTAL	Mail & Early	PROV
Bond Approval, Yes	310	310	0
Bond Approval, No	228	228	0
Overvotes	0	0	0
Undervotes	0	0	0
Contest Totals	538	538	0

152

STATISTICS			
	TOTAL	Mail & Early	PROV
Registered Voters - Total	977		
Ballots Cast - Total	155	155	0
Ballots Cast - Blank	0	0	0
Voter Turnout - Total	15.86%		

PROPOSITION 496 - Tucson Unified School District (TUSD) No. 1
Vote For 1

	TOTAL	Mail & Early	PROV
Bond Approval, Yes	99	99	0
Bond Approval, No	55	55	0
Overvotes	1	1	0
Undervotes	0	0	0
Contest Totals	155	155	0

STATEMENT OF VOTES CAST

Consolidated Elections

November 7, 2023

OFFICIAL RESULTS

Pima County

153

STATISTICS

	TOTAL	Mail & Early	PROV
Registered Voters - Total	3,644		
Ballots Cast - Total	1,345	1,345	0
Ballots Cast - Blank	0	0	0
Voter Turnout - Total	36.91%		

Mayor City of Tucson

Vote For 1

	TOTAL	Mail & Early	PROV
ROMERO, REGINA (DEM)	655	655	0
WITTENBRAKER, JANET "JL" (REP)	314	314	0
KERSCHEN, ARTHUR (LBT)	19	19	0
ACKERLEY, ED (IND)	64	64	0
Write-In Totals	0	0	0
Overvotes	1	1	0
Undervotes	9	9	0
Contest Totals	1,062	1,062	0

Council Member Ward 1 City of Tucson

Vote For 1

	TOTAL	Mail & Early	PROV
SANTA CRUZ, LANE (DEM)	655	655	0
LEM, VICTORIA (REP)	386	386	0
Write-In Totals	0	0	0
Overvotes	0	0	0
Undervotes	21	21	0
Contest Totals	1,062	1,062	0

STATEMENT OF VOTES CAST

Consolidated Elections

November 7, 2023

OFFICIAL RESULTS

Pima County

153

Council Member Ward 2 City of Tucson

Vote For 1

	TOTAL	Mail & Early	PROV
CUNNINGHAM, PAUL (DEM)	686	686	0
SHACK, ERNIE (REP)	311	311	0
SPICER, PENDLETON "PENNY" (LBT)	37	37	0
Write-In Totals	0	0	0
Overvotes	2	2	0
Undervotes	26	26	0
Contest Totals	1,062	1,062	0

Council Member Ward 4 City of Tucson

Vote For 1

	TOTAL	Mail & Early	PROV
LEE, NIKKI (DEM)	692	692	0
KAPLOWITCH, ROSS (REP)	330	330	0
Write-In Totals	1	1	0
Overvotes	0	0	0
Undervotes	39	39	0
Contest Totals	1,062	1,062	0

PROPOSITION 413 City of Tucson

Vote For 1

	TOTAL	Mail & Early	PROV
Yes	517	517	0
No	520	520	0
Overvotes	0	0	0
Undervotes	25	25	0
Contest Totals	1,062	1,062	0

STATEMENT OF VOTES CAST

Consolidated Elections

November 7, 2023

OFFICIAL RESULTS

Pima County

153

PROPOSITION 496 - Tucson Unified School District (TUSD) No. 1

Vote For 1

	TOTAL	Mail & Early	PROV
Bond Approval, Yes	785	785	0
Bond Approval, No	502	502	0
Overvotes	0	0	0
Undervotes	35	35	0
Contest Totals	1,322	1,322	0

PROPOSITION 497 - Flowing Wells Unified School District No. 8

Vote For 1

	TOTAL	Mail & Early	PROV
Budget Increase, Yes	5	5	0
Budget Increase, No	15	15	0
Overvotes	0	0	0
Undervotes	3	3	0
Contest Totals	23	23	0

STATEMENT OF VOTES CAST

Consolidated Elections

November 7, 2023

OFFICIAL RESULTS

Pima County

154

STATISTICS

	TOTAL	Mail & Early	PROV
Registered Voters - Total	2,157		
Ballots Cast - Total	394	394	0
Ballots Cast - Blank	0	0	0
Voter Turnout - Total	18.27%		

Mayor City of Tucson

Vote For 1

	TOTAL	Mail & Early	PROV
ROMERO, REGINA (DEM)	264	264	0
WITTENBRAKER, JANET "JL" (REP)	100	100	0
KERSCHEN, ARTHUR (LBT)	6	6	0
ACKERLEY, ED (IND)	19	19	0
Write-In Totals	2	2	0
Overvotes	0	0	0
Undervotes	3	3	0
Contest Totals	394	394	0

Council Member Ward 1 City of Tucson

Vote For 1

	TOTAL	Mail & Early	PROV
SANTA CRUZ, LANE (DEM)	262	262	0
LEM, VICTORIA (REP)	123	123	0
Write-In Totals	1	1	0
Overvotes	0	0	0
Undervotes	8	8	0
Contest Totals	394	394	0

STATEMENT OF VOTES CAST

Consolidated Elections

November 7, 2023

OFFICIAL RESULTS

Pima County

154

Council Member Ward 2 City of Tucson

Vote For 1

	TOTAL	Mail & Early	PROV
CUNNINGHAM, PAUL (DEM)	258	258	0
SHACK, ERNIE (REP)	103	103	0
SPICER, PENDLETON "PENNY" (LBT)	22	22	0
Write-In Totals	1	1	0
Overvotes	0	0	0
Undervotes	10	10	0
Contest Totals	394	394	0

Council Member Ward 4 City of Tucson

Vote For 1

	TOTAL	Mail & Early	PROV
LEE, NIKKI (DEM)	265	265	0
KAPLOWITCH, ROSS (REP)	116	116	0
Write-In Totals	1	1	0
Overvotes	0	0	0
Undervotes	12	12	0
Contest Totals	394	394	0

PROPOSITION 413 City of Tucson

Vote For 1

	TOTAL	Mail & Early	PROV
Yes	185	185	0
No	184	184	0
Overvotes	0	0	0
Undervotes	25	25	0
Contest Totals	394	394	0

STATEMENT OF VOTES CAST

Consolidated Elections

November 7, 2023

OFFICIAL RESULTS

Pima County

155

STATISTICS

	TOTAL	Mail & Early	PROV
Registered Voters - Total	1,934		
Ballots Cast - Total	194	194	0
Ballots Cast - Blank	0	0	0
Voter Turnout - Total	10.03%		

Mayor City of Tucson

Vote For 1

	TOTAL	Mail & Early	PROV
ROMERO, REGINA (DEM)	0	0	0
WITTENBRAKER, JANET "JL" (REP)	0	0	0
KERSCHEN, ARTHUR (LBT)	0	0	0
ACKERLEY, ED (IND)	0	0	0
Write-In Totals	0	0	0
Overvotes	0	0	0
Undervotes	0	0	0
Contest Totals	0	0	0

Council Member Ward 1 City of Tucson

Vote For 1

	TOTAL	Mail & Early	PROV
SANTA CRUZ, LANE (DEM)	0	0	0
LEM, VICTORIA (REP)	0	0	0
Write-In Totals	0	0	0
Overvotes	0	0	0
Undervotes	0	0	0
Contest Totals	0	0	0

STATEMENT OF VOTES CAST

OFFICIAL RESULTS

Consolidated Elections

November 7, 2023

Pima County

155

Council Member Ward 2 City of Tucson

Vote For 1

	TOTAL	Mail & Early	PROV
CUNNINGHAM, PAUL (DEM)	0	0	0
SHACK, ERNIE (REP)	0	0	0
SPICER, PENDLETON "PENNY" (LBT)	0	0	0
Write-In Totals	0	0	0
Overvotes	0	0	0
Undervotes	0	0	0
Contest Totals	0	0	0

Council Member Ward 4 City of Tucson

Vote For 1

	TOTAL	Mail & Early	PROV
LEE, NIKKI (DEM)	0	0	0
KAPLOWITCH, ROSS (REP)	0	0	0
Write-In Totals	0	0	0
Overvotes	0	0	0
Undervotes	0	0	0
Contest Totals	0	0	0

PROPOSITION 413 City of Tucson

Vote For 1

	TOTAL	Mail & Early	PROV
Yes	0	0	0
No	0	0	0
Overvotes	0	0	0
Undervotes	0	0	0
Contest Totals	0	0	0

STATEMENT OF VOTES CAST

Consolidated Elections

November 7, 2023

OFFICIAL RESULTS

Pima County

155

PROPOSITION 401 - Sahuarita Unified School District NO. 30

Vote For 1

	TOTAL	Mail & Early	PROV
Bond Approval, Yes	1	1	0
Bond Approval, No	0	0	0
Overvotes	0	0	0
Undervotes	0	0	0
Contest Totals	1	1	0

PROPOSITION 498 - Sunnyside Unified School District No. 12

Vote For 1

	TOTAL	Mail & Early	PROV
Budget Increase, Yes	118	118	0
Budget Increase, No	73	73	0
Overvotes	0	0	0
Undervotes	2	2	0
Contest Totals	193	193	0

PROPOSITION 499 - Sunnyside Unified School District No. 12

Vote For 1

	TOTAL	Mail & Early	PROV
Budget Increase, Yes	115	115	0
Budget Increase, No	76	76	0
Overvotes	0	0	0
Undervotes	2	2	0
Contest Totals	193	193	0

STATEMENT OF VOTES CAST

Consolidated Elections

November 7, 2023

OFFICIAL RESULTS

Pima County

156

STATISTICS

	TOTAL	Mail & Early	PROV
Registered Voters - Total	1,014		
Ballots Cast - Total	462	462	0
Ballots Cast - Blank	0	0	0
Voter Turnout - Total	45.56%		

Mayor City of Tucson

Vote For 1

	TOTAL	Mail & Early	PROV
ROMERO, REGINA (DEM)	219	219	0
WITTENBRAKER, JANET "JL" (REP)	221	221	0
KERSCHEN, ARTHUR (LBT)	6	6	0
ACKERLEY, ED (IND)	13	13	0
Write-In Totals	0	0	0
Overvotes	0	0	0
Undervotes	3	3	0
Contest Totals	462	462	0

Council Member Ward 1 City of Tucson

Vote For 1

	TOTAL	Mail & Early	PROV
SANTA CRUZ, LANE (DEM)	220	220	0
LEM, VICTORIA (REP)	234	234	0
Write-In Totals	0	0	0
Overvotes	0	0	0
Undervotes	8	8	0
Contest Totals	462	462	0

STATEMENT OF VOTES CAST

Consolidated Elections

November 7, 2023

OFFICIAL RESULTS

Pima County

156

Council Member Ward 2 City of Tucson

Vote For 1

	TOTAL	Mail & Early	PROV
CUNNINGHAM, PAUL (DEM)	223	223	0
SHACK, ERNIE (REP)	216	216	0
SPICER, PENDLETON "PENNY" (LBT)	14	14	0
Write-In Totals	0	0	0
Overvotes	0	0	0
Undervotes	9	9	0
Contest Totals	462	462	0

Council Member Ward 4 City of Tucson

Vote For 1

	TOTAL	Mail & Early	PROV
LEE, NIKKI (DEM)	226	226	0
KAPLOWITCH, ROSS (REP)	226	226	0
Write-In Totals	0	0	0
Overvotes	0	0	0
Undervotes	10	10	0
Contest Totals	462	462	0

PROPOSITION 413 City of Tucson

Vote For 1

	TOTAL	Mail & Early	PROV
Yes	177	177	0
No	272	272	0
Overvotes	0	0	0
Undervotes	13	13	0
Contest Totals	462	462	0

156

PROPOSITION 496 - Tucson Unified School District (TUSD) No. 1
Vote For 1

	TOTAL	Mail & Early	PROV
Bond Approval, Yes	226	226	0
Bond Approval, No	220	220	0
Overvotes	0	0	0
Undervotes	16	16	0
Contest Totals	462	462	0

STATEMENT OF VOTES CAST

Consolidated Elections

November 7, 2023

OFFICIAL RESULTS

Pima County

157

STATISTICS

	TOTAL	Mail & Early	PROV
Registered Voters - Total	3,214		
Ballots Cast - Total	676	676	0
Ballots Cast - Blank	0	0	0
Voter Turnout - Total	21.03%		

Mayor City of Tucson

Vote For 1

	TOTAL	Mail & Early	PROV
ROMERO, REGINA (DEM)	438	438	0
WITTENBRAKER, JANET "JL" (REP)	189	189	0
KERSCHEN, ARTHUR (LBT)	11	11	0
ACKERLEY, ED (IND)	32	32	0
Write-In Totals	0	0	0
Overvotes	0	0	0
Undervotes	6	6	0
Contest Totals	676	676	0

Council Member Ward 1 City of Tucson

Vote For 1

	TOTAL	Mail & Early	PROV
SANTA CRUZ, LANE (DEM)	444	444	0
LEM, VICTORIA (REP)	217	217	0
Write-In Totals	2	2	0
Overvotes	0	0	0
Undervotes	13	13	0
Contest Totals	676	676	0

STATEMENT OF VOTES CAST

Consolidated Elections

November 7, 2023

OFFICIAL RESULTS

Pima County

157

Council Member Ward 2 City of Tucson

Vote For 1

	TOTAL	Mail & Early	PROV
CUNNINGHAM, PAUL (DEM)	457	457	0
SHACK, ERNIE (REP)	175	175	0
SPICER, PENDLETON "PENNY" (LBT)	23	23	0
Write-In Totals	0	0	0
Overvotes	1	1	0
Undervotes	20	20	0
Contest Totals	676	676	0

Council Member Ward 4 City of Tucson

Vote For 1

	TOTAL	Mail & Early	PROV
LEE, NIKKI (DEM)	462	462	0
KAPLOWITCH, ROSS (REP)	185	185	0
Write-In Totals	1	1	0
Overvotes	0	0	0
Undervotes	28	28	0
Contest Totals	676	676	0

PROPOSITION 413 City of Tucson

Vote For 1

	TOTAL	Mail & Early	PROV
Yes	317	317	0
No	345	345	0
Overvotes	0	0	0
Undervotes	14	14	0
Contest Totals	676	676	0

157

PROPOSITION 496 - Tucson Unified School District (TUSD) No. 1
Vote For 1

	TOTAL	Mail & Early	PROV
Bond Approval, Yes	358	358	0
Bond Approval, No	291	291	0
Overvotes	0	0	0
Undervotes	27	27	0
Contest Totals	676	676	0

STATEMENT OF VOTES CAST

Consolidated Elections

November 7, 2023

OFFICIAL RESULTS

Pima County

159

STATISTICS

	TOTAL	Mail & Early	PROV
Registered Voters - Total	4,371		
Ballots Cast - Total	900	900	0
Ballots Cast - Blank	0	0	0
Voter Turnout - Total	20.59%		

Mayor City of Tucson

Vote For 1

	TOTAL	Mail & Early	PROV
ROMERO, REGINA (DEM)	616	616	0
WITTENBRAKER, JANET "JL" (REP)	217	217	0
KERSCHEN, ARTHUR (LBT)	10	10	0
ACKERLEY, ED (IND)	52	52	0
Write-In Totals	0	0	0
Overvotes	0	0	0
Undervotes	5	5	0
Contest Totals	900	900	0

Council Member Ward 1 City of Tucson

Vote For 1

	TOTAL	Mail & Early	PROV
SANTA CRUZ, LANE (DEM)	635	635	0
LEM, VICTORIA (REP)	246	246	0
Write-In Totals	4	4	0
Overvotes	0	0	0
Undervotes	15	15	0
Contest Totals	900	900	0

STATEMENT OF VOTES CAST

Consolidated Elections

November 7, 2023

OFFICIAL RESULTS

Pima County

159

Council Member Ward 2 City of Tucson

Vote For 1

	TOTAL	Mail & Early	PROV
CUNNINGHAM, PAUL (DEM)	649	649	0
SHACK, ERNIE (REP)	212	212	0
SPICER, PENDLETON "PENNY" (LBT)	20	20	0
Write-In Totals	2	2	0
Overvotes	1	1	0
Undervotes	16	16	0
Contest Totals	900	900	0

Council Member Ward 4 City of Tucson

Vote For 1

	TOTAL	Mail & Early	PROV
LEE, NIKKI (DEM)	649	649	0
KAPLOWITCH, ROSS (REP)	223	223	0
Write-In Totals	2	2	0
Overvotes	0	0	0
Undervotes	26	26	0
Contest Totals	900	900	0

PROPOSITION 413 City of Tucson

Vote For 1

	TOTAL	Mail & Early	PROV
Yes	414	414	0
No	457	457	0
Overvotes	0	0	0
Undervotes	29	29	0
Contest Totals	900	900	0

STATEMENT OF VOTES CAST

Consolidated Elections

November 7, 2023

OFFICIAL RESULTS

Pima County

159

PROPOSITION 498 - Sunnyside Unified School District No. 12

Vote For 1

	TOTAL	Mail & Early	PROV
Budget Increase, Yes	585	585	0
Budget Increase, No	272	272	0
Overvotes	0	0	0
Undervotes	43	43	0
Contest Totals	900	900	0

PROPOSITION 499 - Sunnyside Unified School District No. 12

Vote For 1

	TOTAL	Mail & Early	PROV
Budget Increase, Yes	551	551	0
Budget Increase, No	319	319	0
Overvotes	0	0	0
Undervotes	30	30	0
Contest Totals	900	900	0

STATEMENT OF VOTES CAST

Consolidated Elections

November 7, 2023

OFFICIAL RESULTS

Pima County

160

STATISTICS

	TOTAL	Mail & Early	PROV
Registered Voters - Total	1,836		
Ballots Cast - Total	352	352	0
Ballots Cast - Blank	0	0	0
Voter Turnout - Total	19.17%		

Mayor City of Tucson

Vote For 1

	TOTAL	Mail & Early	PROV
ROMERO, REGINA (DEM)	292	292	0
WITTENBRAKER, JANET "JL" (REP)	37	37	0
KERSCHEN, ARTHUR (LBT)	4	4	0
ACKERLEY, ED (IND)	13	13	0
Write-In Totals	0	0	0
Overvotes	0	0	0
Undervotes	6	6	0
Contest Totals	352	352	0

Council Member Ward 1 City of Tucson

Vote For 1

	TOTAL	Mail & Early	PROV
SANTA CRUZ, LANE (DEM)	296	296	0
LEM, VICTORIA (REP)	50	50	0
Write-In Totals	0	0	0
Overvotes	0	0	0
Undervotes	6	6	0
Contest Totals	352	352	0

STATEMENT OF VOTES CAST

OFFICIAL RESULTS

Consolidated Elections

November 7, 2023

Pima County

160

Council Member Ward 2 City of Tucson

Vote For 1

	TOTAL	Mail & Early	PROV
CUNNINGHAM, PAUL (DEM)	289	289	0
SHACK, ERNIE (REP)	46	46	0
SPICER, PENDLETON "PENNY" (LBT)	9	9	0
Write-In Totals	0	0	0
Overvotes	0	0	0
Undervotes	8	8	0
Contest Totals	352	352	0

Council Member Ward 4 City of Tucson

Vote For 1

	TOTAL	Mail & Early	PROV
LEE, NIKKI (DEM)	297	297	0
KAPLOWITCH, ROSS (REP)	43	43	0
Write-In Totals	0	0	0
Overvotes	0	0	0
Undervotes	12	12	0
Contest Totals	352	352	0

PROPOSITION 413 City of Tucson

Vote For 1

	TOTAL	Mail & Early	PROV
Yes	198	198	0
No	150	150	0
Overvotes	0	0	0
Undervotes	4	4	0
Contest Totals	352	352	0

STATEMENT OF VOTES CAST

Consolidated Elections

November 7, 2023

OFFICIAL RESULTS

Pima County

160

PROPOSITION 498 - Sunnyside Unified School District No. 12

Vote For 1

	TOTAL	Mail & Early	PROV
Budget Increase, Yes	261	261	0
Budget Increase, No	74	74	0
Overvotes	0	0	0
Undervotes	17	17	0
Contest Totals	352	352	0

PROPOSITION 499 - Sunnyside Unified School District No. 12

Vote For 1

	TOTAL	Mail & Early	PROV
Budget Increase, Yes	263	263	0
Budget Increase, No	84	84	0
Overvotes	0	0	0
Undervotes	5	5	0
Contest Totals	352	352	0

STATEMENT OF VOTES CAST

Consolidated Elections

November 7, 2023

OFFICIAL RESULTS

Pima County

164

STATISTICS

	TOTAL	Mail & Early	PROV
Registered Voters - Total	3,401		
Ballots Cast - Total	1,555	1,555	0
Ballots Cast - Blank	0	0	0
Voter Turnout - Total	45.72%		

Mayor City of Tucson

Vote For 1

	TOTAL	Mail & Early	PROV
ROMERO, REGINA (DEM)	1,138	1,138	0
WITTENBRAKER, JANET "JL" (REP)	302	302	0
KERSCHEN, ARTHUR (LBT)	21	21	0
ACKERLEY, ED (IND)	87	87	0
Write-In Totals	2	2	0
Overvotes	0	0	0
Undervotes	5	5	0
Contest Totals	1,555	1,555	0

Council Member Ward 1 City of Tucson

Vote For 1

	TOTAL	Mail & Early	PROV
SANTA CRUZ, LANE (DEM)	1,130	1,130	0
LEM, VICTORIA (REP)	384	384	0
Write-In Totals	2	2	0
Overvotes	0	0	0
Undervotes	39	39	0
Contest Totals	1,555	1,555	0

STATEMENT OF VOTES CAST

Consolidated Elections

November 7, 2023

OFFICIAL RESULTS

Pima County

164

Council Member Ward 2 City of Tucson

Vote For 1

	TOTAL	Mail & Early	PROV
CUNNINGHAM, PAUL (DEM)	1,165	1,165	0
SHACK, ERNIE (REP)	307	307	0
SPICER, PENDLETON "PENNY" (LBT)	46	46	0
Write-In Totals	2	2	0
Overvotes	0	0	0
Undervotes	35	35	0
Contest Totals	1,555	1,555	0

Council Member Ward 4 City of Tucson

Vote For 1

	TOTAL	Mail & Early	PROV
LEE, NIKKI (DEM)	1,153	1,153	0
KAPLOWITCH, ROSS (REP)	327	327	0
Write-In Totals	1	1	0
Overvotes	0	0	0
Undervotes	74	74	0
Contest Totals	1,555	1,555	0

PROPOSITION 413 City of Tucson

Vote For 1

	TOTAL	Mail & Early	PROV
Yes	987	987	0
No	531	531	0
Overvotes	0	0	0
Undervotes	37	37	0
Contest Totals	1,555	1,555	0

164

PROPOSITION 496 - Tucson Unified School District (TUSD) No. 1
Vote For 1

	TOTAL	Mail & Early	PROV
Bond Approval, Yes	1,074	1,074	0
Bond Approval, No	427	427	0
Overvotes	0	0	0
Undervotes	54	54	0
Contest Totals	1,555	1,555	0

STATEMENT OF VOTES CAST

Consolidated Elections

November 7, 2023

OFFICIAL RESULTS

Pima County

166

STATISTICS

	TOTAL	Mail & Early	PROV
Registered Voters - Total	5,282		
Ballots Cast - Total	1,474	1,474	0
Ballots Cast - Blank	0	0	0
Voter Turnout - Total	27.91%		

Mayor City of Tucson

Vote For 1

	TOTAL	Mail & Early	PROV
ROMERO, REGINA (DEM)	1,091	1,091	0
WITTENBRAKER, JANET "JL" (REP)	267	267	0
KERSCHEN, ARTHUR (LBT)	30	30	0
ACKERLEY, ED (IND)	69	69	0
Write-In Totals	5	5	0
Overvotes	1	1	0
Undervotes	11	11	0
Contest Totals	1,474	1,474	0

Council Member Ward 1 City of Tucson

Vote For 1

	TOTAL	Mail & Early	PROV
SANTA CRUZ, LANE (DEM)	1,121	1,121	0
LEM, VICTORIA (REP)	312	312	0
Write-In Totals	6	6	0
Overvotes	0	0	0
Undervotes	35	35	0
Contest Totals	1,474	1,474	0

STATEMENT OF VOTES CAST

Consolidated Elections

November 7, 2023

OFFICIAL RESULTS

Pima County

166

Council Member Ward 2 City of Tucson

Vote For 1

	TOTAL	Mail & Early	PROV
CUNNINGHAM, PAUL (DEM)	1,105	1,105	0
SHACK, ERNIE (REP)	257	257	0
SPICER, PENDLETON "PENNY" (LBT)	81	81	0
Write-In Totals	2	2	0
Overvotes	0	0	0
Undervotes	29	29	0
Contest Totals	1,474	1,474	0

Council Member Ward 4 City of Tucson

Vote For 1

	TOTAL	Mail & Early	PROV
LEE, NIKKI (DEM)	1,143	1,143	0
KAPLOWITCH, ROSS (REP)	280	280	0
Write-In Totals	4	4	0
Overvotes	0	0	0
Undervotes	47	47	0
Contest Totals	1,474	1,474	0

PROPOSITION 413 City of Tucson

Vote For 1

	TOTAL	Mail & Early	PROV
Yes	900	900	0
No	500	500	0
Overvotes	0	0	0
Undervotes	74	74	0
Contest Totals	1,474	1,474	0

166

PROPOSITION 496 - Tucson Unified School District (TUSD) No. 1
Vote For 1

	TOTAL	Mail & Early	PROV
Bond Approval, Yes	149	149	0
Bond Approval, No	31	31	0
Overvotes	0	0	0
Undervotes	7	7	0
Contest Totals	187	187	0

STATEMENT OF VOTES CAST

Consolidated Elections

November 7, 2023

OFFICIAL RESULTS

Pima County

167

STATISTICS

	TOTAL	Mail & Early	PROV
Registered Voters - Total	1,733		
Ballots Cast - Total	751	751	0
Ballots Cast - Blank	0	0	0
Voter Turnout - Total	43.34%		

Mayor City of Tucson

Vote For 1

	TOTAL	Mail & Early	PROV
ROMERO, REGINA (DEM)	588	588	0
WITTENBRAKER, JANET "JL" (REP)	111	111	0
KERSCHEN, ARTHUR (LBT)	10	10	0
ACKERLEY, ED (IND)	33	33	0
Write-In Totals	1	1	0
Overvotes	0	0	0
Undervotes	8	8	0
Contest Totals	751	751	0

Council Member Ward 1 City of Tucson

Vote For 1

	TOTAL	Mail & Early	PROV
SANTA CRUZ, LANE (DEM)	586	586	0
LEM, VICTORIA (REP)	140	140	0
Write-In Totals	1	1	0
Overvotes	0	0	0
Undervotes	24	24	0
Contest Totals	751	751	0

STATEMENT OF VOTES CAST

Consolidated Elections

November 7, 2023

OFFICIAL RESULTS

Pima County

167

Council Member Ward 2 City of Tucson

Vote For 1

	TOTAL	Mail & Early	PROV
CUNNINGHAM, PAUL (DEM)	594	594	0
SHACK, ERNIE (REP)	116	116	0
SPICER, PENDLETON "PENNY" (LBT)	17	17	0
Write-In Totals	2	2	0
Overvotes	0	0	0
Undervotes	22	22	0
Contest Totals	751	751	0

Council Member Ward 4 City of Tucson

Vote For 1

	TOTAL	Mail & Early	PROV
LEE, NIKKI (DEM)	591	591	0
KAPLOWITCH, ROSS (REP)	123	123	0
Write-In Totals	2	2	0
Overvotes	0	0	0
Undervotes	35	35	0
Contest Totals	751	751	0

PROPOSITION 413 City of Tucson

Vote For 1

	TOTAL	Mail & Early	PROV
Yes	504	504	0
No	232	232	0
Overvotes	0	0	0
Undervotes	15	15	0
Contest Totals	751	751	0

167

PROPOSITION 496 - Tucson Unified School District (TUSD) No. 1
Vote For 1

	TOTAL	Mail & Early	PROV
Bond Approval, Yes	551	551	0
Bond Approval, No	179	179	0
Overvotes	0	0	0
Undervotes	21	21	0
Contest Totals	751	751	0

168

STATISTICS			
	TOTAL	Mail & Early	PROV
Registered Voters - Total	937		
Ballots Cast - Total	356	356	0
Ballots Cast - Blank	0	0	0
Voter Turnout - Total	37.99%		

PROPOSITION 401 - Sahuarita Unified School District NO. 30
Vote For 1

	TOTAL	Mail & Early	PROV
Bond Approval, Yes	200	200	0
Bond Approval, No	156	156	0
Overvotes	0	0	0
Undervotes	0	0	0
Contest Totals	356	356	0

STATEMENT OF VOTES CAST

Consolidated Elections

November 7, 2023

OFFICIAL RESULTS

Pima County

170

STATISTICS

	TOTAL	Mail & Early	PROV
Registered Voters - Total	2,013		
Ballots Cast - Total	711	711	0
Ballots Cast - Blank	1	1	0
Voter Turnout - Total	35.32%		

Mayor City of Tucson

Vote For 1

	TOTAL	Mail & Early	PROV
ROMERO, REGINA (DEM)	115	115	0
WITTENBRAKER, JANET "JL" (REP)	37	37	0
KERSCHEN, ARTHUR (LBT)	3	3	0
ACKERLEY, ED (IND)	6	6	0
Write-In Totals	0	0	0
Overvotes	0	0	0
Undervotes	3	3	0
Contest Totals	164	164	0

Council Member Ward 1 City of Tucson

Vote For 1

	TOTAL	Mail & Early	PROV
SANTA CRUZ, LANE (DEM)	119	119	0
LEM, VICTORIA (REP)	42	42	0
Write-In Totals	1	1	0
Overvotes	0	0	0
Undervotes	2	2	0
Contest Totals	164	164	0

STATEMENT OF VOTES CAST

OFFICIAL RESULTS

Consolidated Elections

November 7, 2023

Pima County

170

Council Member Ward 2 City of Tucson

Vote For 1

	TOTAL	Mail & Early	PROV
CUNNINGHAM, PAUL (DEM)	124	124	0
SHACK, ERNIE (REP)	33	33	0
SPICER, PENDLETON "PENNY" (LBT)	5	5	0
Write-In Totals	0	0	0
Overvotes	0	0	0
Undervotes	2	2	0
Contest Totals	164	164	0

Council Member Ward 4 City of Tucson

Vote For 1

	TOTAL	Mail & Early	PROV
LEE, NIKKI (DEM)	125	125	0
KAPLOWITCH, ROSS (REP)	33	33	0
Write-In Totals	0	0	0
Overvotes	0	0	0
Undervotes	6	6	0
Contest Totals	164	164	0

PROPOSITION 413 City of Tucson

Vote For 1

	TOTAL	Mail & Early	PROV
Yes	107	107	0
No	52	52	0
Overvotes	0	0	0
Undervotes	5	5	0
Contest Totals	164	164	0

170

PROPOSITION 496 - Tucson Unified School District (TUSD) No. 1
Vote For 1

	TOTAL	Mail & Early	PROV
Bond Approval, Yes	466	466	0
Bond Approval, No	239	239	0
Overvotes	0	0	0
Undervotes	6	6	0
Contest Totals	711	711	0

171

STATISTICS			
	TOTAL	Mail & Early	PROV
Registered Voters - Total	2,428		
Ballots Cast - Total	1,057	1,057	0
Ballots Cast - Blank	0	0	0
Voter Turnout - Total	43.53%		

PROPOSITION 496 - Tucson Unified School District (TUSD) No. 1
Vote For 1

	TOTAL	Mail & Early	PROV
Bond Approval, Yes	621	621	0
Bond Approval, No	436	436	0
Overvotes	0	0	0
Undervotes	0	0	0
Contest Totals	1,057	1,057	0

STATEMENT OF VOTES CAST

Consolidated Elections

November 7, 2023

OFFICIAL RESULTS

Pima County

174

STATISTICS

	TOTAL	Mail & Early	PROV
Registered Voters - Total	4,415		
Ballots Cast - Total	1,860	1,860	0
Ballots Cast - Blank	0	0	0
Voter Turnout - Total	42.13%		

Mayor City of Tucson

Vote For 1

	TOTAL	Mail & Early	PROV
ROMERO, REGINA (DEM)	977	977	0
WITTENBRAKER, JANET "JL" (REP)	746	746	0
KERSCHEN, ARTHUR (LBT)	15	15	0
ACKERLEY, ED (IND)	106	106	0
Write-In Totals	1	1	0
Overvotes	2	2	0
Undervotes	13	13	0
Contest Totals	1,860	1,860	0

Council Member Ward 1 City of Tucson

Vote For 1

	TOTAL	Mail & Early	PROV
SANTA CRUZ, LANE (DEM)	969	969	0
LEM, VICTORIA (REP)	824	824	0
Write-In Totals	4	4	0
Overvotes	0	0	0
Undervotes	63	63	0
Contest Totals	1,860	1,860	0

STATEMENT OF VOTES CAST

Consolidated Elections

November 7, 2023

OFFICIAL RESULTS

Pima County

174

Council Member Ward 2 City of Tucson

Vote For 1

	TOTAL	Mail & Early	PROV
CUNNINGHAM, PAUL (DEM)	1,036	1,036	0
SHACK, ERNIE (REP)	738	738	0
SPICER, PENDLETON "PENNY" (LBT)	56	56	0
Write-In Totals	1	1	0
Overvotes	0	0	0
Undervotes	29	29	0
Contest Totals	1,860	1,860	0

Council Member Ward 4 City of Tucson

Vote For 1

	TOTAL	Mail & Early	PROV
LEE, NIKKI (DEM)	1,005	1,005	0
KAPLOWITCH, ROSS (REP)	761	761	0
Write-In Totals	0	0	0
Overvotes	0	0	0
Undervotes	94	94	0
Contest Totals	1,860	1,860	0

PROPOSITION 413 City of Tucson

Vote For 1

	TOTAL	Mail & Early	PROV
Yes	845	845	0
No	961	961	0
Overvotes	0	0	0
Undervotes	54	54	0
Contest Totals	1,860	1,860	0

174

PROPOSITION 496 - Tucson Unified School District (TUSD) No. 1
Vote For 1

	TOTAL	Mail & Early	PROV
Bond Approval, Yes	975	975	0
Bond Approval, No	815	815	0
Overvotes	0	0	0
Undervotes	70	70	0
Contest Totals	1,860	1,860	0

STATEMENT OF VOTES CAST

Consolidated Elections

November 7, 2023

OFFICIAL RESULTS

Pima County

176

STATISTICS

	TOTAL	Mail & Early	PROV
Registered Voters - Total	1,827		
Ballots Cast - Total	654	654	0
Ballots Cast - Blank	0	0	0
Voter Turnout - Total	35.80%		

Mayor City of Tucson

Vote For 1

	TOTAL	Mail & Early	PROV
ROMERO, REGINA (DEM)	231	231	0
WITTENBRAKER, JANET "JL" (REP)	368	368	0
KERSCHEN, ARTHUR (LBT)	12	12	0
ACKERLEY, ED (IND)	36	36	0
Write-In Totals	3	3	0
Overvotes	0	0	0
Undervotes	4	4	0
Contest Totals	654	654	0

Council Member Ward 1 City of Tucson

Vote For 1

	TOTAL	Mail & Early	PROV
SANTA CRUZ, LANE (DEM)	242	242	0
LEM, VICTORIA (REP)	394	394	0
Write-In Totals	2	2	0
Overvotes	0	0	0
Undervotes	16	16	0
Contest Totals	654	654	0

STATEMENT OF VOTES CAST

OFFICIAL RESULTS

Consolidated Elections

November 7, 2023

Pima County

176

Council Member Ward 2 City of Tucson

Vote For 1

	TOTAL	Mail & Early	PROV
CUNNINGHAM, PAUL (DEM)	245	245	0
SHACK, ERNIE (REP)	357	357	0
SPICER, PENDLETON "PENNY" (LBT)	32	32	0
Write-In Totals	5	5	0
Overvotes	0	0	0
Undervotes	15	15	0
Contest Totals	654	654	0

Council Member Ward 4 City of Tucson

Vote For 1

	TOTAL	Mail & Early	PROV
LEE, NIKKI (DEM)	268	268	0
KAPLOWITCH, ROSS (REP)	371	371	0
Write-In Totals	2	2	0
Overvotes	0	0	0
Undervotes	13	13	0
Contest Totals	654	654	0

PROPOSITION 413 City of Tucson

Vote For 1

	TOTAL	Mail & Early	PROV
Yes	206	206	0
No	409	409	0
Overvotes	0	0	0
Undervotes	39	39	0
Contest Totals	654	654	0

STATEMENT OF VOTES CAST

Consolidated Elections

November 7, 2023

OFFICIAL RESULTS

Pima County

177

STATISTICS

	TOTAL	Mail & Early	PROV
Registered Voters - Total	3,927		
Ballots Cast - Total	1,335	1,335	0
Ballots Cast - Blank	0	0	0
Voter Turnout - Total	34.00%		

Mayor City of Tucson

Vote For 1

	TOTAL	Mail & Early	PROV
ROMERO, REGINA (DEM)	572	572	0
WITTENBRAKER, JANET "JL" (REP)	644	644	0
KERSCHEN, ARTHUR (LBT)	17	17	0
ACKERLEY, ED (IND)	93	93	0
Write-In Totals	0	0	0
Overvotes	3	3	0
Undervotes	6	6	0
Contest Totals	1,335	1,335	0

Council Member Ward 1 City of Tucson

Vote For 1

	TOTAL	Mail & Early	PROV
SANTA CRUZ, LANE (DEM)	602	602	0
LEM, VICTORIA (REP)	703	703	0
Write-In Totals	0	0	0
Overvotes	0	0	0
Undervotes	30	30	0
Contest Totals	1,335	1,335	0

STATEMENT OF VOTES CAST

OFFICIAL RESULTS

Consolidated Elections

November 7, 2023

Pima County

177

Council Member Ward 2 City of Tucson

Vote For 1

	TOTAL	Mail & Early	PROV
CUNNINGHAM, PAUL (DEM)	603	603	0
SHACK, ERNIE (REP)	643	643	0
SPICER, PENDLETON "PENNY" (LBT)	58	58	0
Write-In Totals	1	1	0
Overvotes	1	1	0
Undervotes	29	29	0
Contest Totals	1,335	1,335	0

Council Member Ward 4 City of Tucson

Vote For 1

	TOTAL	Mail & Early	PROV
LEE, NIKKI (DEM)	621	621	0
KAPLOWITCH, ROSS (REP)	682	682	0
Write-In Totals	0	0	0
Overvotes	0	0	0
Undervotes	32	32	0
Contest Totals	1,335	1,335	0

PROPOSITION 413 City of Tucson

Vote For 1

	TOTAL	Mail & Early	PROV
Yes	413	413	0
No	901	901	0
Overvotes	0	0	0
Undervotes	21	21	0
Contest Totals	1,335	1,335	0

177

PROPOSITION 496 - Tucson Unified School District (TUSD) No. 1
Vote For 1

	TOTAL	Mail & Early	PROV
Bond Approval, Yes	546	546	0
Bond Approval, No	759	759	0
Overvotes	0	0	0
Undervotes	30	30	0
Contest Totals	1,335	1,335	0

STATEMENT OF VOTES CAST

Consolidated Elections

November 7, 2023

OFFICIAL RESULTS

Pima County

178

STATISTICS

	TOTAL	Mail & Early	PROV
Registered Voters - Total	2,688		
Ballots Cast - Total	982	982	0
Ballots Cast - Blank	0	0	0
Voter Turnout - Total	36.53%		

Mayor City of Tucson

Vote For 1

	TOTAL	Mail & Early	PROV
ROMERO, REGINA (DEM)	100	100	0
WITTENBRAKER, JANET "JL" (REP)	77	77	0
KERSCHEN, ARTHUR (LBT)	1	1	0
ACKERLEY, ED (IND)	17	17	0
Write-In Totals	0	0	0
Overvotes	0	0	0
Undervotes	2	2	0
Contest Totals	197	197	0

Council Member Ward 1 City of Tucson

Vote For 1

	TOTAL	Mail & Early	PROV
SANTA CRUZ, LANE (DEM)	107	107	0
LEM, VICTORIA (REP)	80	80	0
Write-In Totals	2	2	0
Overvotes	0	0	0
Undervotes	8	8	0
Contest Totals	197	197	0

STATEMENT OF VOTES CAST

Consolidated Elections

November 7, 2023

OFFICIAL RESULTS

Pima County

178

Council Member Ward 2 City of Tucson

Vote For 1

	TOTAL	Mail & Early	PROV
CUNNINGHAM, PAUL (DEM)	106	106	0
SHACK, ERNIE (REP)	83	83	0
SPICER, PENDLETON "PENNY" (LBT)	4	4	0
Write-In Totals	2	2	0
Overvotes	0	0	0
Undervotes	2	2	0
Contest Totals	197	197	0

Council Member Ward 4 City of Tucson

Vote For 1

	TOTAL	Mail & Early	PROV
LEE, NIKKI (DEM)	106	106	0
KAPLOWITCH, ROSS (REP)	79	79	0
Write-In Totals	2	2	0
Overvotes	0	0	0
Undervotes	10	10	0
Contest Totals	197	197	0

PROPOSITION 413 City of Tucson

Vote For 1

	TOTAL	Mail & Early	PROV
Yes	100	100	0
No	94	94	0
Overvotes	0	0	0
Undervotes	3	3	0
Contest Totals	197	197	0

178

PROPOSITION 496 - Tucson Unified School District (TUSD) No. 1
Vote For 1

	TOTAL	Mail & Early	PROV
Bond Approval, Yes	484	484	0
Bond Approval, No	494	494	0
Overvotes	0	0	0
Undervotes	4	4	0
Contest Totals	982	982	0

STATEMENT OF VOTES CAST

Consolidated Elections

November 7, 2023

OFFICIAL RESULTS

Pima County

180

STATISTICS

	TOTAL	Mail & Early	PROV
Registered Voters - Total	3,318		
Ballots Cast - Total	1,477	1,477	0
Ballots Cast - Blank	0	0	0
Voter Turnout - Total	44.51%		

Mayor City of Tucson

Vote For 1

	TOTAL	Mail & Early	PROV
ROMERO, REGINA (DEM)	715	715	0
WITTENBRAKER, JANET "JL" (REP)	630	630	0
KERSCHEN, ARTHUR (LBT)	22	22	0
ACKERLEY, ED (IND)	101	101	0
Write-In Totals	0	0	0
Overvotes	1	1	0
Undervotes	8	8	0
Contest Totals	1,477	1,477	0

Council Member Ward 1 City of Tucson

Vote For 1

	TOTAL	Mail & Early	PROV
SANTA CRUZ, LANE (DEM)	693	693	0
LEM, VICTORIA (REP)	739	739	0
Write-In Totals	0	0	0
Overvotes	1	1	0
Undervotes	44	44	0
Contest Totals	1,477	1,477	0

STATEMENT OF VOTES CAST

Consolidated Elections

November 7, 2023

OFFICIAL RESULTS

Pima County

180

Council Member Ward 2 City of Tucson

Vote For 1

	TOTAL	Mail & Early	PROV
CUNNINGHAM, PAUL (DEM)	743	743	0
SHACK, ERNIE (REP)	653	653	0
SPICER, PENDLETON "PENNY" (LBT)	56	56	0
Write-In Totals	2	2	0
Overvotes	0	0	0
Undervotes	23	23	0
Contest Totals	1,477	1,477	0

Council Member Ward 4 City of Tucson

Vote For 1

	TOTAL	Mail & Early	PROV
LEE, NIKKI (DEM)	724	724	0
KAPLOWITCH, ROSS (REP)	699	699	0
Write-In Totals	1	1	0
Overvotes	0	0	0
Undervotes	53	53	0
Contest Totals	1,477	1,477	0

PROPOSITION 413 City of Tucson

Vote For 1

	TOTAL	Mail & Early	PROV
Yes	618	618	0
No	834	834	0
Overvotes	0	0	0
Undervotes	25	25	0
Contest Totals	1,477	1,477	0

180

PROPOSITION 496 - Tucson Unified School District (TUSD) No. 1
Vote For 1

	TOTAL	Mail & Early	PROV
Bond Approval, Yes	696	696	0
Bond Approval, No	733	733	0
Overvotes	0	0	0
Undervotes	48	48	0
Contest Totals	1,477	1,477	0

STATEMENT OF VOTES CAST

Consolidated Elections

November 7, 2023

OFFICIAL RESULTS

Pima County

181

STATISTICS

	TOTAL	Mail & Early	PROV
Registered Voters - Total	3,456		
Ballots Cast - Total	1,723	1,723	0
Ballots Cast - Blank	0	0	0
Voter Turnout - Total	49.86%		

Mayor City of Tucson

Vote For 1

	TOTAL	Mail & Early	PROV
ROMERO, REGINA (DEM)	710	710	0
WITTENBRAKER, JANET "JL" (REP)	838	838	0
KERSCHEN, ARTHUR (LBT)	24	24	0
ACKERLEY, ED (IND)	139	139	0
Write-In Totals	2	2	0
Overvotes	0	0	0
Undervotes	10	10	0
Contest Totals	1,723	1,723	0

Council Member Ward 1 City of Tucson

Vote For 1

	TOTAL	Mail & Early	PROV
SANTA CRUZ, LANE (DEM)	737	737	0
LEM, VICTORIA (REP)	945	945	0
Write-In Totals	4	4	0
Overvotes	0	0	0
Undervotes	37	37	0
Contest Totals	1,723	1,723	0

STATEMENT OF VOTES CAST

Consolidated Elections

November 7, 2023

OFFICIAL RESULTS

Pima County

181

Council Member Ward 2 City of Tucson

Vote For 1

	TOTAL	Mail & Early	PROV
CUNNINGHAM, PAUL (DEM)	801	801	0
SHACK, ERNIE (REP)	849	849	0
SPICER, PENDLETON "PENNY" (LBT)	52	52	0
Write-In Totals	1	1	0
Overvotes	1	1	0
Undervotes	19	19	0
Contest Totals	1,723	1,723	0

Council Member Ward 4 City of Tucson

Vote For 1

	TOTAL	Mail & Early	PROV
LEE, NIKKI (DEM)	762	762	0
KAPLOWITCH, ROSS (REP)	903	903	0
Write-In Totals	5	5	0
Overvotes	0	0	0
Undervotes	53	53	0
Contest Totals	1,723	1,723	0

PROPOSITION 413 City of Tucson

Vote For 1

	TOTAL	Mail & Early	PROV
Yes	660	660	0
No	1,031	1,031	0
Overvotes	0	0	0
Undervotes	32	32	0
Contest Totals	1,723	1,723	0

181

PROPOSITION 496 - Tucson Unified School District (TUSD) No. 1

Vote For 1

	TOTAL	Mail & Early	PROV
Bond Approval, Yes	771	771	0
Bond Approval, No	907	907	0
Overvotes	0	0	0
Undervotes	45	45	0
Contest Totals	1,723	1,723	0

STATEMENT OF VOTES CAST

Consolidated Elections

November 7, 2023

OFFICIAL RESULTS

Pima County

182

STATISTICS

	TOTAL	Mail & Early	PROV
Registered Voters - Total	3,697		
Ballots Cast - Total	1,490	1,490	0
Ballots Cast - Blank	1	1	0
Voter Turnout - Total	40.30%		

Mayor City of Tucson

Vote For 1

	TOTAL	Mail & Early	PROV
ROMERO, REGINA (DEM)	662	662	0
WITTENBRAKER, JANET "JL" (REP)	677	677	0
KERSCHEN, ARTHUR (LBT)	21	21	0
ACKERLEY, ED (IND)	118	118	0
Write-In Totals	1	1	0
Overvotes	0	0	0
Undervotes	11	11	0
Contest Totals	1,490	1,490	0

Council Member Ward 1 City of Tucson

Vote For 1

	TOTAL	Mail & Early	PROV
SANTA CRUZ, LANE (DEM)	672	672	0
LEM, VICTORIA (REP)	764	764	0
Write-In Totals	1	1	0
Overvotes	0	0	0
Undervotes	53	53	0
Contest Totals	1,490	1,490	0

STATEMENT OF VOTES CAST

Consolidated Elections

November 7, 2023

OFFICIAL RESULTS

Pima County

182

Council Member Ward 2 City of Tucson

Vote For 1

	TOTAL	Mail & Early	PROV
CUNNINGHAM, PAUL (DEM)	716	716	0
SHACK, ERNIE (REP)	677	677	0
SPICER, PENDLETON "PENNY" (LBT)	56	56	0
Write-In Totals	3	3	0
Overvotes	2	2	0
Undervotes	36	36	0
Contest Totals	1,490	1,490	0

Council Member Ward 4 City of Tucson

Vote For 1

	TOTAL	Mail & Early	PROV
LEE, NIKKI (DEM)	717	717	0
KAPLOWITCH, ROSS (REP)	724	724	0
Write-In Totals	4	4	0
Overvotes	0	0	0
Undervotes	45	45	0
Contest Totals	1,490	1,490	0

PROPOSITION 413 City of Tucson

Vote For 1

	TOTAL	Mail & Early	PROV
Yes	563	563	0
No	900	900	0
Overvotes	1	1	0
Undervotes	26	26	0
Contest Totals	1,490	1,490	0

182

PROPOSITION 496 - Tucson Unified School District (TUSD) No. 1
Vote For 1

	TOTAL	Mail & Early	PROV
Bond Approval, Yes	662	662	0
Bond Approval, No	791	791	0
Overvotes	0	0	0
Undervotes	37	37	0
Contest Totals	1,490	1,490	0

STATEMENT OF VOTES CAST

Consolidated Elections

November 7, 2023

OFFICIAL RESULTS

Pima County

183

STATISTICS

	TOTAL	Mail & Early	PROV
Registered Voters - Total	1,540		
Ballots Cast - Total	721	721	0
Ballots Cast - Blank	0	0	0
Voter Turnout - Total	46.82%		

Mayor City of Tucson

Vote For 1

	TOTAL	Mail & Early	PROV
ROMERO, REGINA (DEM)	303	303	0
WITTENBRAKER, JANET "JL" (REP)	354	354	0
KERSCHEN, ARTHUR (LBT)	9	9	0
ACKERLEY, ED (IND)	54	54	0
Write-In Totals	0	0	0
Overvotes	0	0	0
Undervotes	1	1	0
Contest Totals	721	721	0

Council Member Ward 1 City of Tucson

Vote For 1

	TOTAL	Mail & Early	PROV
SANTA CRUZ, LANE (DEM)	310	310	0
LEM, VICTORIA (REP)	388	388	0
Write-In Totals	1	1	0
Overvotes	0	0	0
Undervotes	22	22	0
Contest Totals	721	721	0

STATEMENT OF VOTES CAST

Consolidated Elections

November 7, 2023

OFFICIAL RESULTS

Pima County

183

Council Member Ward 2 City of Tucson

Vote For 1

	TOTAL	Mail & Early	PROV
CUNNINGHAM, PAUL (DEM)	329	329	0
SHACK, ERNIE (REP)	358	358	0
SPICER, PENDLETON "PENNY" (LBT)	24	24	0
Write-In Totals	2	2	0
Overvotes	2	2	0
Undervotes	6	6	0
Contest Totals	721	721	0

Council Member Ward 4 City of Tucson

Vote For 1

	TOTAL	Mail & Early	PROV
LEE, NIKKI (DEM)	323	323	0
KAPLOWITCH, ROSS (REP)	366	366	0
Write-In Totals	1	1	0
Overvotes	0	0	0
Undervotes	31	31	0
Contest Totals	721	721	0

PROPOSITION 413 City of Tucson

Vote For 1

	TOTAL	Mail & Early	PROV
Yes	278	278	0
No	427	427	0
Overvotes	0	0	0
Undervotes	16	16	0
Contest Totals	721	721	0

183

PROPOSITION 496 - Tucson Unified School District (TUSD) No. 1
Vote For 1

	TOTAL	Mail & Early	PROV
Bond Approval, Yes	321	321	0
Bond Approval, No	379	379	0
Overvotes	0	0	0
Undervotes	21	21	0
Contest Totals	721	721	0

STATEMENT OF VOTES CAST

Consolidated Elections

November 7, 2023

OFFICIAL RESULTS

Pima County

186

STATISTICS

	TOTAL	Mail & Early	PROV
Registered Voters - Total	315		
Ballots Cast - Total	137	137	0
Ballots Cast - Blank	0	0	0
Voter Turnout - Total	43.49%		

Mayor City of Tucson

Vote For 1

	TOTAL	Mail & Early	PROV
ROMERO, REGINA (DEM)	3	3	0
WITTENBRAKER, JANET "JL" (REP)	13	13	0
KERSCHEN, ARTHUR (LBT)	0	0	0
ACKERLEY, ED (IND)	4	4	0
Write-In Totals	0	0	0
Overvotes	0	0	0
Undervotes	0	0	0
Contest Totals	20	20	0

Council Member Ward 1 City of Tucson

Vote For 1

	TOTAL	Mail & Early	PROV
SANTA CRUZ, LANE (DEM)	7	7	0
LEM, VICTORIA (REP)	13	13	0
Write-In Totals	0	0	0
Overvotes	0	0	0
Undervotes	0	0	0
Contest Totals	20	20	0

STATEMENT OF VOTES CAST

Consolidated Elections

November 7, 2023

OFFICIAL RESULTS

Pima County

186

Council Member Ward 2 City of Tucson

Vote For 1

	TOTAL	Mail & Early	PROV
CUNNINGHAM, PAUL (DEM)	7	7	0
SHACK, ERNIE (REP)	12	12	0
SPICER, PENDLETON "PENNY" (LBT)	0	0	0
Write-In Totals	0	0	0
Overvotes	0	0	0
Undervotes	1	1	0
Contest Totals	20	20	0

Council Member Ward 4 City of Tucson

Vote For 1

	TOTAL	Mail & Early	PROV
LEE, NIKKI (DEM)	7	7	0
KAPLOWITCH, ROSS (REP)	12	12	0
Write-In Totals	0	0	0
Overvotes	0	0	0
Undervotes	1	1	0
Contest Totals	20	20	0

PROPOSITION 413 City of Tucson

Vote For 1

	TOTAL	Mail & Early	PROV
Yes	9	9	0
No	11	11	0
Overvotes	0	0	0
Undervotes	0	0	0
Contest Totals	20	20	0

STATEMENT OF VOTES CAST

Consolidated Elections

November 7, 2023

OFFICIAL RESULTS

Pima County

186

PROPOSITION 496 - Tucson Unified School District (TUSD) No. 1

Vote For 1

	TOTAL	Mail & Early	PROV
Bond Approval, Yes	0	0	0
Bond Approval, No	0	0	0
Overvotes	0	0	0
Undervotes	0	0	0
Contest Totals	0	0	0

PROPOSITION 497 - Flowing Wells Unified School District No. 8

Vote For 1

	TOTAL	Mail & Early	PROV
Budget Increase, Yes	66	66	0
Budget Increase, No	71	71	0
Overvotes	0	0	0
Undervotes	0	0	0
Contest Totals	137	137	0

STATEMENT OF VOTES CAST

Consolidated Elections

November 7, 2023

OFFICIAL RESULTS

Pima County

189

STATISTICS

	TOTAL	Mail & Early	PROV
Registered Voters - Total	1,670		
Ballots Cast - Total	661	661	0
Ballots Cast - Blank	0	0	0
Voter Turnout - Total	39.58%		

Mayor City of Tucson

Vote For 1

	TOTAL	Mail & Early	PROV
ROMERO, REGINA (DEM)	437	437	0
WITTENBRAKER, JANET "JL" (REP)	160	160	0
KERSCHEN, ARTHUR (LBT)	9	9	0
ACKERLEY, ED (IND)	47	47	0
Write-In Totals	3	3	0
Overvotes	0	0	0
Undervotes	5	5	0
Contest Totals	661	661	0

Council Member Ward 1 City of Tucson

Vote For 1

	TOTAL	Mail & Early	PROV
SANTA CRUZ, LANE (DEM)	452	452	0
LEM, VICTORIA (REP)	193	193	0
Write-In Totals	1	1	0
Overvotes	0	0	0
Undervotes	15	15	0
Contest Totals	661	661	0

STATEMENT OF VOTES CAST

OFFICIAL RESULTS

Consolidated Elections

November 7, 2023

Pima County

189

Council Member Ward 2 City of Tucson

Vote For 1

	TOTAL	Mail & Early	PROV
CUNNINGHAM, PAUL (DEM)	455	455	0
SHACK, ERNIE (REP)	170	170	0
SPIKER, PENDLETON "PENNY" (LBT)	18	18	0
Write-In Totals	2	2	0
Overvotes	0	0	0
Undervotes	16	16	0
Contest Totals	661	661	0

Council Member Ward 4 City of Tucson

Vote For 1

	TOTAL	Mail & Early	PROV
LEE, NIKKI (DEM)	458	458	0
KAPLOWITCH, ROSS (REP)	183	183	0
Write-In Totals	2	2	0
Overvotes	0	0	0
Undervotes	18	18	0
Contest Totals	661	661	0

PROPOSITION 413 City of Tucson

Vote For 1

	TOTAL	Mail & Early	PROV
Yes	379	379	0
No	272	272	0
Overvotes	0	0	0
Undervotes	10	10	0
Contest Totals	661	661	0

189

PROPOSITION 496 - Tucson Unified School District (TUSD) No. 1
Vote For 1

	TOTAL	Mail & Early	PROV
Bond Approval, Yes	453	453	0
Bond Approval, No	191	191	0
Overvotes	1	1	0
Undervotes	16	16	0
Contest Totals	661	661	0

STATEMENT OF VOTES CAST

Consolidated Elections

November 7, 2023

OFFICIAL RESULTS

Pima County

190

STATISTICS

	TOTAL	Mail & Early	PROV
Registered Voters - Total	1,741		
Ballots Cast - Total	348	348	0
Ballots Cast - Blank	0	0	0
Voter Turnout - Total	19.99%		

Mayor City of Tucson

Vote For 1

	TOTAL	Mail & Early	PROV
ROMERO, REGINA (DEM)	209	209	0
WITTENBRAKER, JANET "JL" (REP)	73	73	0
KERSCHEN, ARTHUR (LBT)	6	6	0
ACKERLEY, ED (IND)	9	9	0
Write-In Totals	1	1	0
Overvotes	1	1	0
Undervotes	2	2	0
Contest Totals	301	301	0

Council Member Ward 1 City of Tucson

Vote For 1

	TOTAL	Mail & Early	PROV
SANTA CRUZ, LANE (DEM)	214	214	0
LEM, VICTORIA (REP)	86	86	0
Write-In Totals	1	1	0
Overvotes	0	0	0
Undervotes	0	0	0
Contest Totals	301	301	0

STATEMENT OF VOTES CAST

OFFICIAL RESULTS

Consolidated Elections

November 7, 2023

Pima County

190

Council Member Ward 2 City of Tucson

Vote For 1

	TOTAL	Mail & Early	PROV
CUNNINGHAM, PAUL (DEM)	213	213	0
SHACK, ERNIE (REP)	77	77	0
SPICER, PENDLETON "PENNY" (LBT)	5	5	0
Write-In Totals	1	1	0
Overvotes	0	0	0
Undervotes	5	5	0
Contest Totals	301	301	0

Council Member Ward 4 City of Tucson

Vote For 1

	TOTAL	Mail & Early	PROV
LEE, NIKKI (DEM)	214	214	0
KAPLOWITCH, ROSS (REP)	77	77	0
Write-In Totals	2	2	0
Overvotes	0	0	0
Undervotes	8	8	0
Contest Totals	301	301	0

PROPOSITION 413 City of Tucson

Vote For 1

	TOTAL	Mail & Early	PROV
Yes	152	152	0
No	140	140	0
Overvotes	0	0	0
Undervotes	9	9	0
Contest Totals	301	301	0

190

PROPOSITION 496 - Tucson Unified School District (TUSD) No. 1
Vote For 1

	TOTAL	Mail & Early	PROV
Bond Approval, Yes	207	207	0
Bond Approval, No	127	127	0
Overvotes	0	0	0
Undervotes	14	14	0
Contest Totals	348	348	0

STATEMENT OF VOTES CAST

Consolidated Elections

November 7, 2023

OFFICIAL RESULTS

Pima County

192

STATISTICS

	TOTAL	Mail & Early	PROV
Registered Voters - Total	3,084		
Ballots Cast - Total	1,374	1,374	0
Ballots Cast - Blank	0	0	0
Voter Turnout - Total	44.55%		

Mayor City of Tucson

Vote For 1

	TOTAL	Mail & Early	PROV
ROMERO, REGINA (DEM)	625	625	0
WITTENBRAKER, JANET "JL" (REP)	594	594	0
KERSCHEN, ARTHUR (LBT)	24	24	0
ACKERLEY, ED (IND)	127	127	0
Write-In Totals	1	1	0
Overvotes	0	0	0
Undervotes	3	3	0
Contest Totals	1,374	1,374	0

Council Member Ward 1 City of Tucson

Vote For 1

	TOTAL	Mail & Early	PROV
SANTA CRUZ, LANE (DEM)	644	644	0
LEM, VICTORIA (REP)	695	695	0
Write-In Totals	2	2	0
Overvotes	0	0	0
Undervotes	33	33	0
Contest Totals	1,374	1,374	0

STATEMENT OF VOTES CAST

Consolidated Elections

November 7, 2023

OFFICIAL RESULTS

Pima County

192

Council Member Ward 2 City of Tucson

Vote For 1

	TOTAL	Mail & Early	PROV
CUNNINGHAM, PAUL (DEM)	685	685	0
SHACK, ERNIE (REP)	617	617	0
SPICER, PENDLETON "PENNY" (LBT)	53	53	0
Write-In Totals	1	1	0
Overvotes	1	1	0
Undervotes	17	17	0
Contest Totals	1,374	1,374	0

Council Member Ward 4 City of Tucson

Vote For 1

	TOTAL	Mail & Early	PROV
LEE, NIKKI (DEM)	674	674	0
KAPLOWITCH, ROSS (REP)	652	652	0
Write-In Totals	2	2	0
Overvotes	0	0	0
Undervotes	46	46	0
Contest Totals	1,374	1,374	0

PROPOSITION 413 City of Tucson

Vote For 1

	TOTAL	Mail & Early	PROV
Yes	533	533	0
No	809	809	0
Overvotes	0	0	0
Undervotes	32	32	0
Contest Totals	1,374	1,374	0

192

PROPOSITION 496 - Tucson Unified School District (TUSD) No. 1
Vote For 1

	TOTAL	Mail & Early	PROV
Bond Approval, Yes	647	647	0
Bond Approval, No	680	680	0
Overvotes	0	0	0
Undervotes	47	47	0
Contest Totals	1,374	1,374	0

STATEMENT OF VOTES CAST

Consolidated Elections

November 7, 2023

OFFICIAL RESULTS

Pima County

196

STATISTICS

	TOTAL	Mail & Early	PROV
Registered Voters - Total	3		
Ballots Cast - Total	0	0	0
Ballots Cast - Blank	0	0	0
Voter Turnout - Total	0.00%		

Mayor City of Tucson

Vote For 1

	TOTAL	Mail & Early	PROV
ROMERO, REGINA (DEM)	0	0	0
WITTENBRAKER, JANET "JL" (REP)	0	0	0
KERSCHEN, ARTHUR (LBT)	0	0	0
ACKERLEY, ED (IND)	0	0	0
Write-In Totals	0	0	0
Overvotes	0	0	0
Undervotes	0	0	0
Contest Totals	0	0	0

Council Member Ward 1 City of Tucson

Vote For 1

	TOTAL	Mail & Early	PROV
SANTA CRUZ, LANE (DEM)	0	0	0
LEM, VICTORIA (REP)	0	0	0
Write-In Totals	0	0	0
Overvotes	0	0	0
Undervotes	0	0	0
Contest Totals	0	0	0

STATEMENT OF VOTES CAST

Consolidated Elections

November 7, 2023

OFFICIAL RESULTS

Pima County

196

Council Member Ward 2 City of Tucson

Vote For 1

	TOTAL	Mail & Early	PROV
CUNNINGHAM, PAUL (DEM)	0	0	0
SHACK, ERNIE (REP)	0	0	0
SPICER, PENDLETON "PENNY" (LBT)	0	0	0
Write-In Totals	0	0	0
Overvotes	0	0	0
Undervotes	0	0	0
Contest Totals	0	0	0

Council Member Ward 4 City of Tucson

Vote For 1

	TOTAL	Mail & Early	PROV
LEE, NIKKI (DEM)	0	0	0
KAPLOWITCH, ROSS (REP)	0	0	0
Write-In Totals	0	0	0
Overvotes	0	0	0
Undervotes	0	0	0
Contest Totals	0	0	0

PROPOSITION 413 City of Tucson

Vote For 1

	TOTAL	Mail & Early	PROV
Yes	0	0	0
No	0	0	0
Overvotes	0	0	0
Undervotes	0	0	0
Contest Totals	0	0	0

196

PROPOSITION 498 - Sunnyside Unified School District No. 12

Vote For 1

	TOTAL	Mail & Early	PROV
Budget Increase, Yes	0	0	0
Budget Increase, No	0	0	0
Overvotes	0	0	0
Undervotes	0	0	0
Contest Totals	0	0	0

PROPOSITION 499 - Sunnyside Unified School District No. 12

Vote For 1

	TOTAL	Mail & Early	PROV
Budget Increase, Yes	0	0	0
Budget Increase, No	0	0	0
Overvotes	0	0	0
Undervotes	0	0	0
Contest Totals	0	0	0

STATEMENT OF VOTES CAST

Consolidated Elections

November 7, 2023

OFFICIAL RESULTS

Pima County

197

STATISTICS

	TOTAL	Mail & Early	PROV
Registered Voters - Total	2,511		
Ballots Cast - Total	1,021	1,021	0
Ballots Cast - Blank	1	1	0
Voter Turnout - Total	40.66%		

Mayor City of Tucson

Vote For 1

	TOTAL	Mail & Early	PROV
ROMERO, REGINA (DEM)	431	431	0
WITTENBRAKER, JANET "JL" (REP)	499	499	0
KERSCHEN, ARTHUR (LBT)	26	26	0
ACKERLEY, ED (IND)	60	60	0
Write-In Totals	2	2	0
Overvotes	0	0	0
Undervotes	3	3	0
Contest Totals	1,021	1,021	0

Council Member Ward 1 City of Tucson

Vote For 1

	TOTAL	Mail & Early	PROV
SANTA CRUZ, LANE (DEM)	439	439	0
LEM, VICTORIA (REP)	551	551	0
Write-In Totals	2	2	0
Overvotes	0	0	0
Undervotes	29	29	0
Contest Totals	1,021	1,021	0

STATEMENT OF VOTES CAST

Consolidated Elections

November 7, 2023

OFFICIAL RESULTS

Pima County

197

Council Member Ward 2 City of Tucson

Vote For 1

	TOTAL	Mail & Early	PROV
CUNNINGHAM, PAUL (DEM)	441	441	0
SHACK, ERNIE (REP)	503	503	0
SPICER, PENDLETON "PENNY" (LBT)	44	44	0
Write-In Totals	2	2	0
Overvotes	1	1	0
Undervotes	30	30	0
Contest Totals	1,021	1,021	0

Council Member Ward 4 City of Tucson

Vote For 1

	TOTAL	Mail & Early	PROV
LEE, NIKKI (DEM)	471	471	0
KAPLOWITCH, ROSS (REP)	524	524	0
Write-In Totals	2	2	0
Overvotes	0	0	0
Undervotes	24	24	0
Contest Totals	1,021	1,021	0

PROPOSITION 413 City of Tucson

Vote For 1

	TOTAL	Mail & Early	PROV
Yes	349	349	0
No	649	649	0
Overvotes	0	0	0
Undervotes	23	23	0
Contest Totals	1,021	1,021	0

197

PROPOSITION 496 - Tucson Unified School District (TUSD) No. 1
Vote For 1

	TOTAL	Mail & Early	PROV
Bond Approval, Yes	421	421	0
Bond Approval, No	546	546	0
Overvotes	0	0	0
Undervotes	54	54	0
Contest Totals	1,021	1,021	0

STATEMENT OF VOTES CAST

Consolidated Elections

November 7, 2023

OFFICIAL RESULTS

Pima County

199

STATISTICS

	TOTAL	Mail & Early	PROV
Registered Voters - Total	103		
Ballots Cast - Total	60	60	0
Ballots Cast - Blank	0	0	0
Voter Turnout - Total	58.25%		

Mayor City of Tucson

Vote For 1

	TOTAL	Mail & Early	PROV
ROMERO, REGINA (DEM)	24	24	0
WITTENBRAKER, JANET "JL" (REP)	34	34	0
KERSCHEN, ARTHUR (LBT)	0	0	0
ACKERLEY, ED (IND)	2	2	0
Write-In Totals	0	0	0
Overvotes	0	0	0
Undervotes	0	0	0
Contest Totals	60	60	0

Council Member Ward 1 City of Tucson

Vote For 1

	TOTAL	Mail & Early	PROV
SANTA CRUZ, LANE (DEM)	19	19	0
LEM, VICTORIA (REP)	38	38	0
Write-In Totals	0	0	0
Overvotes	0	0	0
Undervotes	3	3	0
Contest Totals	60	60	0

STATEMENT OF VOTES CAST

Consolidated Elections

November 7, 2023

OFFICIAL RESULTS

Pima County

199

Council Member Ward 2 City of Tucson

Vote For 1

	TOTAL	Mail & Early	PROV
CUNNINGHAM, PAUL (DEM)	24	24	0
SHACK, ERNIE (REP)	34	34	0
SPICER, PENDLETON "PENNY" (LBT)	0	0	0
Write-In Totals	0	0	0
Overvotes	0	0	0
Undervotes	2	2	0
Contest Totals	60	60	0

Council Member Ward 4 City of Tucson

Vote For 1

	TOTAL	Mail & Early	PROV
LEE, NIKKI (DEM)	19	19	0
KAPLOWITCH, ROSS (REP)	36	36	0
Write-In Totals	0	0	0
Overvotes	0	0	0
Undervotes	5	5	0
Contest Totals	60	60	0

PROPOSITION 413 City of Tucson

Vote For 1

	TOTAL	Mail & Early	PROV
Yes	19	19	0
No	39	39	0
Overvotes	0	0	0
Undervotes	2	2	0
Contest Totals	60	60	0

203

STATISTICS

	TOTAL	Mail & Early	PROV
Registered Voters - Total	1,682		
Ballots Cast - Total	295	295	0
Ballots Cast - Blank	1	1	0
Voter Turnout - Total	17.54%		

PROPOSITION 496 - Tucson Unified School District (TUSD) No. 1
Vote For 1

	TOTAL	Mail & Early	PROV
Bond Approval, Yes	144	144	0
Bond Approval, No	150	150	0
Overvotes	0	0	0
Undervotes	1	1	0
Contest Totals	295	295	0

204

STATISTICS			
	TOTAL	Mail & Early	PROV
Registered Voters - Total	536		
Ballots Cast - Total	161	161	0
Ballots Cast - Blank	0	0	0
Voter Turnout - Total	30.04%		

PROPOSITION 401 - Sahuarita Unified School District NO. 30
Vote For 1

	TOTAL	Mail & Early	PROV
Bond Approval, Yes	64	64	0
Bond Approval, No	97	97	0
Overvotes	0	0	0
Undervotes	0	0	0
Contest Totals	161	161	0

205

STATISTICS			
	TOTAL	Mail & Early	PROV
Registered Voters - Total	360		
Ballots Cast - Total	181	181	0
Ballots Cast - Blank	0	0	0
Voter Turnout - Total	50.28%		

PROPOSITION 401 - Sahuarita Unified School District NO. 30
Vote For 1

	TOTAL	Mail & Early	PROV
Bond Approval, Yes	94	94	0
Bond Approval, No	87	87	0
Overvotes	0	0	0
Undervotes	0	0	0
Contest Totals	181	181	0

206

STATISTICS			
	TOTAL	Mail & Early	PROV
Registered Voters - Total	273		
Ballots Cast - Total	79	79	0
Ballots Cast - Blank	0	0	0
Voter Turnout - Total	28.94%		

PROPOSITION 401 - Sahuarita Unified School District NO. 30
Vote For 1

	TOTAL	Mail & Early	PROV
Bond Approval, Yes	36	36	0
Bond Approval, No	43	43	0
Overvotes	0	0	0
Undervotes	0	0	0
Contest Totals	79	79	0

STATEMENT OF VOTES CAST

Consolidated Elections

November 7, 2023

OFFICIAL RESULTS

Pima County

208

STATISTICS

	TOTAL	Mail & Early	PROV
Registered Voters - Total	1,680		
Ballots Cast - Total	424	424	0
Ballots Cast - Blank	0	0	0
Voter Turnout - Total	25.24%		

PROPOSITION 400 - Altar Valley Elementary School District No. 51

Vote For 1

	TOTAL	Mail & Early	PROV
Budget Override Continuation, Yes	264	264	0
Budget Override Continuation, No	160	160	0
Overvotes	0	0	0
Undervotes	0	0	0
Contest Totals	424	424	0

STATEMENT OF VOTES CAST

Consolidated Elections

November 7, 2023

OFFICIAL RESULTS

Pima County

210

STATISTICS

	TOTAL	Mail & Early	PROV
Registered Voters - Total	257		
Ballots Cast - Total	82	82	0
Ballots Cast - Blank	0	0	0
Voter Turnout - Total	31.91%		

Mayor City of Tucson

Vote For 1

	TOTAL	Mail & Early	PROV
ROMERO, REGINA (DEM)	46	46	0
WITTENBRAKER, JANET "JL" (REP)	27	27	0
KERSCHEN, ARTHUR (LBT)	0	0	0
ACKERLEY, ED (IND)	5	5	0
Write-In Totals	0	0	0
Overvotes	0	0	0
Undervotes	4	4	0
Contest Totals	82	82	0

Council Member Ward 1 City of Tucson

Vote For 1

	TOTAL	Mail & Early	PROV
SANTA CRUZ, LANE (DEM)	45	45	0
LEM, VICTORIA (REP)	31	31	0
Write-In Totals	0	0	0
Overvotes	0	0	0
Undervotes	6	6	0
Contest Totals	82	82	0

STATEMENT OF VOTES CAST

Consolidated Elections

November 7, 2023

OFFICIAL RESULTS

Pima County

210

Council Member Ward 2 City of Tucson

Vote For 1

	TOTAL	Mail & Early	PROV
CUNNINGHAM, PAUL (DEM)	44	44	0
SHACK, ERNIE (REP)	31	31	0
SPICER, PENDLETON "PENNY" (LBT)	1	1	0
Write-In Totals	0	0	0
Overvotes	0	0	0
Undervotes	6	6	0
Contest Totals	82	82	0

Council Member Ward 4 City of Tucson

Vote For 1

	TOTAL	Mail & Early	PROV
LEE, NIKKI (DEM)	43	43	0
KAPLOWITCH, ROSS (REP)	30	30	0
Write-In Totals	0	0	0
Overvotes	0	0	0
Undervotes	9	9	0
Contest Totals	82	82	0

PROPOSITION 413 City of Tucson

Vote For 1

	TOTAL	Mail & Early	PROV
Yes	44	44	0
No	36	36	0
Overvotes	0	0	0
Undervotes	2	2	0
Contest Totals	82	82	0

STATEMENT OF VOTES CAST

Consolidated Elections

November 7, 2023

OFFICIAL RESULTS

Pima County

214

STATISTICS

	TOTAL	Mail & Early	PROV
Registered Voters - Total	2,814		
Ballots Cast - Total	991	991	0
Ballots Cast - Blank	1	1	0
Voter Turnout - Total	35.22%		

Mayor City of Tucson

Vote For 1

	TOTAL	Mail & Early	PROV
ROMERO, REGINA (DEM)	20	20	0
WITTENBRAKER, JANET "JL" (REP)	6	6	0
KERSCHEN, ARTHUR (LBT)	0	0	0
ACKERLEY, ED (IND)	3	3	0
Write-In Totals	0	0	0
Overvotes	0	0	0
Undervotes	0	0	0
Contest Totals	29	29	0

Council Member Ward 1 City of Tucson

Vote For 1

	TOTAL	Mail & Early	PROV
SANTA CRUZ, LANE (DEM)	20	20	0
LEM, VICTORIA (REP)	7	7	0
Write-In Totals	0	0	0
Overvotes	0	0	0
Undervotes	2	2	0
Contest Totals	29	29	0

STATEMENT OF VOTES CAST

Consolidated Elections

November 7, 2023

OFFICIAL RESULTS

Pima County

214

Council Member Ward 2 City of Tucson

Vote For 1

	TOTAL	Mail & Early	PROV
CUNNINGHAM, PAUL (DEM)	20	20	0
SHACK, ERNIE (REP)	6	6	0
SPICER, PENDLETON "PENNY" (LBT)	0	0	0
Write-In Totals	0	0	0
Overvotes	0	0	0
Undervotes	3	3	0
Contest Totals	29	29	0

Council Member Ward 4 City of Tucson

Vote For 1

	TOTAL	Mail & Early	PROV
LEE, NIKKI (DEM)	20	20	0
KAPLOWITCH, ROSS (REP)	7	7	0
Write-In Totals	0	0	0
Overvotes	0	0	0
Undervotes	2	2	0
Contest Totals	29	29	0

PROPOSITION 413 City of Tucson

Vote For 1

	TOTAL	Mail & Early	PROV
Yes	15	15	0
No	12	12	0
Overvotes	0	0	0
Undervotes	2	2	0
Contest Totals	29	29	0

214

PROPOSITION 496 - Tucson Unified School District (TUSD) No. 1
Vote For 1

	TOTAL	Mail & Early	PROV
Bond Approval, Yes	623	623	0
Bond Approval, No	364	364	0
Overvotes	0	0	0
Undervotes	4	4	0
Contest Totals	991	991	0

STATEMENT OF VOTES CAST

Consolidated Elections

November 7, 2023

OFFICIAL RESULTS

Pima County

217

STATISTICS

	TOTAL	Mail & Early	PROV
Registered Voters - Total	1,249		
Ballots Cast - Total	329	329	0
Ballots Cast - Blank	0	0	0
Voter Turnout - Total	26.34%		

Mayor City of Tucson

Vote For 1

	TOTAL	Mail & Early	PROV
ROMERO, REGINA (DEM)	141	141	0
WITTENBRAKER, JANET "JL" (REP)	165	165	0
KERSCHEN, ARTHUR (LBT)	6	6	0
ACKERLEY, ED (IND)	15	15	0
Write-In Totals	0	0	0
Overvotes	0	0	0
Undervotes	2	2	0
Contest Totals	329	329	0

Council Member Ward 1 City of Tucson

Vote For 1

	TOTAL	Mail & Early	PROV
SANTA CRUZ, LANE (DEM)	148	148	0
LEM, VICTORIA (REP)	176	176	0
Write-In Totals	0	0	0
Overvotes	0	0	0
Undervotes	5	5	0
Contest Totals	329	329	0

STATEMENT OF VOTES CAST

Consolidated Elections

November 7, 2023

OFFICIAL RESULTS

Pima County

217

Council Member Ward 2 City of Tucson

Vote For 1

	TOTAL	Mail & Early	PROV
CUNNINGHAM, PAUL (DEM)	147	147	0
SHACK, ERNIE (REP)	162	162	0
SPICER, PENDLETON "PENNY" (LBT)	16	16	0
Write-In Totals	0	0	0
Overvotes	0	0	0
Undervotes	4	4	0
Contest Totals	329	329	0

Council Member Ward 4 City of Tucson

Vote For 1

	TOTAL	Mail & Early	PROV
LEE, NIKKI (DEM)	151	151	0
KAPLOWITCH, ROSS (REP)	173	173	0
Write-In Totals	0	0	0
Overvotes	0	0	0
Undervotes	5	5	0
Contest Totals	329	329	0

PROPOSITION 413 City of Tucson

Vote For 1

	TOTAL	Mail & Early	PROV
Yes	149	149	0
No	174	174	0
Overvotes	0	0	0
Undervotes	6	6	0
Contest Totals	329	329	0

STATEMENT OF VOTES CAST

Consolidated Elections

November 7, 2023

OFFICIAL RESULTS

Pima County

218

STATISTICS

	TOTAL	Mail & Early	PROV
Registered Voters - Total	5,130		
Ballots Cast - Total	2,143	2,143	0
Ballots Cast - Blank	0	0	0
Voter Turnout - Total	41.77%		

Mayor City of Tucson

Vote For 1

	TOTAL	Mail & Early	PROV
ROMERO, REGINA (DEM)	1,053	1,053	0
WITTENBRAKER, JANET "JL" (REP)	924	924	0
KERSCHEN, ARTHUR (LBT)	37	37	0
ACKERLEY, ED (IND)	117	117	0
Write-In Totals	3	3	0
Overvotes	0	0	0
Undervotes	9	9	0
Contest Totals	2,143	2,143	0

Council Member Ward 1 City of Tucson

Vote For 1

	TOTAL	Mail & Early	PROV
SANTA CRUZ, LANE (DEM)	1,067	1,067	0
LEM, VICTORIA (REP)	1,034	1,034	0
Write-In Totals	7	7	0
Overvotes	0	0	0
Undervotes	35	35	0
Contest Totals	2,143	2,143	0

STATEMENT OF VOTES CAST

Consolidated Elections

November 7, 2023

OFFICIAL RESULTS

Pima County

218

Council Member Ward 2 City of Tucson

Vote For 1

	TOTAL	Mail & Early	PROV
CUNNINGHAM, PAUL (DEM)	1,090	1,090	0
SHACK, ERNIE (REP)	918	918	0
SPICER, PENDLETON "PENNY" (LBT)	90	90	0
Write-In Totals	3	3	0
Overvotes	0	0	0
Undervotes	42	42	0
Contest Totals	2,143	2,143	0

Council Member Ward 4 City of Tucson

Vote For 1

	TOTAL	Mail & Early	PROV
LEE, NIKKI (DEM)	1,161	1,161	0
KAPLOWITCH, ROSS (REP)	943	943	0
Write-In Totals	5	5	0
Overvotes	0	0	0
Undervotes	34	34	0
Contest Totals	2,143	2,143	0

PROPOSITION 413 City of Tucson

Vote For 1

	TOTAL	Mail & Early	PROV
Yes	1,022	1,022	0
No	1,021	1,021	0
Overvotes	0	0	0
Undervotes	100	100	0
Contest Totals	2,143	2,143	0

STATEMENT OF VOTES CAST

Consolidated Elections

November 7, 2023

OFFICIAL RESULTS

Pima County

219

STATISTICS

	TOTAL	Mail & Early	PROV
Registered Voters - Total	2,728		
Ballots Cast - Total	672	672	0
Ballots Cast - Blank	0	0	0
Voter Turnout - Total	24.63%		

PROPOSITION 497 - Flowing Wells Unified School District No. 8

Vote For 1

	TOTAL	Mail & Early	PROV
Budget Increase, Yes	359	359	0
Budget Increase, No	313	313	0
Overvotes	0	0	0
Undervotes	0	0	0
Contest Totals	672	672	0

220

STATISTICS			
	TOTAL	Mail & Early	PROV
Registered Voters - Total	3,132		
Ballots Cast - Total	1,383	1,383	0
Ballots Cast - Blank	0	0	0
Voter Turnout - Total	44.16%		

PROPOSITION 496 - Tucson Unified School District (TUSD) No. 1
Vote For 1

	TOTAL	Mail & Early	PROV
Bond Approval, Yes	699	699	0
Bond Approval, No	684	684	0
Overvotes	0	0	0
Undervotes	0	0	0
Contest Totals	1,383	1,383	0

STATEMENT OF VOTES CAST

Consolidated Elections

November 7, 2023

OFFICIAL RESULTS

Pima County

224

STATISTICS

	TOTAL	Mail & Early	PROV
Registered Voters - Total	4,580		
Ballots Cast - Total	1,588	1,588	0
Ballots Cast - Blank	0	0	0
Voter Turnout - Total	34.67%		

Mayor City of Tucson

Vote For 1

	TOTAL	Mail & Early	PROV
ROMERO, REGINA (DEM)	642	642	0
WITTENBRAKER, JANET "JL" (REP)	806	806	0
KERSCHEN, ARTHUR (LBT)	27	27	0
ACKERLEY, ED (IND)	109	109	0
Write-In Totals	0	0	0
Overvotes	0	0	0
Undervotes	4	4	0
Contest Totals	1,588	1,588	0

Council Member Ward 1 City of Tucson

Vote For 1

	TOTAL	Mail & Early	PROV
SANTA CRUZ, LANE (DEM)	665	665	0
LEM, VICTORIA (REP)	893	893	0
Write-In Totals	2	2	0
Overvotes	0	0	0
Undervotes	28	28	0
Contest Totals	1,588	1,588	0

STATEMENT OF VOTES CAST

OFFICIAL RESULTS

Consolidated Elections

November 7, 2023

Pima County

224

Council Member Ward 2 City of Tucson

Vote For 1

	TOTAL	Mail & Early	PROV
CUNNINGHAM, PAUL (DEM)	692	692	0
SHACK, ERNIE (REP)	801	801	0
SPICER, PENDLETON "PENNY" (LBT)	67	67	0
Write-In Totals	0	0	0
Overvotes	0	0	0
Undervotes	28	28	0
Contest Totals	1,588	1,588	0

Council Member Ward 4 City of Tucson

Vote For 1

	TOTAL	Mail & Early	PROV
LEE, NIKKI (DEM)	731	731	0
KAPLOWITCH, ROSS (REP)	839	839	0
Write-In Totals	1	1	0
Overvotes	0	0	0
Undervotes	17	17	0
Contest Totals	1,588	1,588	0

PROPOSITION 413 City of Tucson

Vote For 1

	TOTAL	Mail & Early	PROV
Yes	596	596	0
No	922	922	0
Overvotes	0	0	0
Undervotes	70	70	0
Contest Totals	1,588	1,588	0

STATEMENT OF VOTES CAST

Consolidated Elections

November 7, 2023

OFFICIAL RESULTS

Pima County

225

STATISTICS

	TOTAL	Mail & Early	PROV
Registered Voters - Total	1,387		
Ballots Cast - Total	359	359	0
Ballots Cast - Blank	0	0	0
Voter Turnout - Total	25.88%		

Mayor City of Tucson

Vote For 1

	TOTAL	Mail & Early	PROV
ROMERO, REGINA (DEM)	0	0	0
WITTENBRAKER, JANET "JL" (REP)	0	0	0
KERSCHEN, ARTHUR (LBT)	0	0	0
ACKERLEY, ED (IND)	0	0	0
Write-In Totals	0	0	0
Overvotes	0	0	0
Undervotes	0	0	0
Contest Totals	0	0	0

Council Member Ward 1 City of Tucson

Vote For 1

	TOTAL	Mail & Early	PROV
SANTA CRUZ, LANE (DEM)	0	0	0
LEM, VICTORIA (REP)	0	0	0
Write-In Totals	0	0	0
Overvotes	0	0	0
Undervotes	0	0	0
Contest Totals	0	0	0

STATEMENT OF VOTES CAST

Consolidated Elections

November 7, 2023

OFFICIAL RESULTS

Pima County

225

Council Member Ward 2 City of Tucson

Vote For 1

	TOTAL	Mail & Early	PROV
CUNNINGHAM, PAUL (DEM)	0	0	0
SHACK, ERNIE (REP)	0	0	0
SPICER, PENDLETON "PENNY" (LBT)	0	0	0
Write-In Totals	0	0	0
Overvotes	0	0	0
Undervotes	0	0	0
Contest Totals	0	0	0

Council Member Ward 4 City of Tucson

Vote For 1

	TOTAL	Mail & Early	PROV
LEE, NIKKI (DEM)	0	0	0
KAPLOWITCH, ROSS (REP)	0	0	0
Write-In Totals	0	0	0
Overvotes	0	0	0
Undervotes	0	0	0
Contest Totals	0	0	0

PROPOSITION 413 City of Tucson

Vote For 1

	TOTAL	Mail & Early	PROV
Yes	0	0	0
No	0	0	0
Overvotes	0	0	0
Undervotes	0	0	0
Contest Totals	0	0	0

225

PROPOSITION 497 - Flowing Wells Unified School District No. 8
Vote For 1

	TOTAL	Mail & Early	PROV
Budget Increase, Yes	210	210	0
Budget Increase, No	149	149	0
Overvotes	0	0	0
Undervotes	0	0	0
Contest Totals	359	359	0

227

STATISTICS			
	TOTAL	Mail & Early	PROV
Registered Voters - Total	5,952		
Ballots Cast - Total	1,336	1,336	0
Ballots Cast - Blank	2	2	0
Voter Turnout - Total	22.45%		

PROPOSITION 401 - Sahuarita Unified School District NO. 30
Vote For 1

	TOTAL	Mail & Early	PROV
Bond Approval, Yes	877	877	0
Bond Approval, No	457	457	0
Overvotes	0	0	0
Undervotes	2	2	0
Contest Totals	1,336	1,336	0

228

STATISTICS			
	TOTAL	Mail & Early	PROV
Registered Voters - Total	879		
Ballots Cast - Total	378	378	0
Ballots Cast - Blank	0	0	0
Voter Turnout - Total	43.00%		

PROPOSITION 496 - Tucson Unified School District (TUSD) No. 1
Vote For 1

	TOTAL	Mail & Early	PROV
Bond Approval, Yes	197	197	0
Bond Approval, No	181	181	0
Overvotes	0	0	0
Undervotes	0	0	0
Contest Totals	378	378	0

STATEMENT OF VOTES CAST

Consolidated Elections

November 7, 2023

OFFICIAL RESULTS

Pima County

230

STATISTICS

	TOTAL	Mail & Early	PROV
Registered Voters - Total	217		
Ballots Cast - Total	102	102	0
Ballots Cast - Blank	0	0	0
Voter Turnout - Total	47.00%		

Mayor City of Tucson

Vote For 1

	TOTAL	Mail & Early	PROV
ROMERO, REGINA (DEM)	79	79	0
WITTENBRAKER, JANET "JL" (REP)	19	19	0
KERSCHEN, ARTHUR (LBT)	1	1	0
ACKERLEY, ED (IND)	3	3	0
Write-In Totals	0	0	0
Overvotes	0	0	0
Undervotes	0	0	0
Contest Totals	102	102	0

Council Member Ward 1 City of Tucson

Vote For 1

	TOTAL	Mail & Early	PROV
SANTA CRUZ, LANE (DEM)	80	80	0
LEM, VICTORIA (REP)	21	21	0
Write-In Totals	0	0	0
Overvotes	0	0	0
Undervotes	1	1	0
Contest Totals	102	102	0

STATEMENT OF VOTES CAST

OFFICIAL RESULTS

Consolidated Elections

November 7, 2023

Pima County

230

Council Member Ward 2 City of Tucson

Vote For 1

	TOTAL	Mail & Early	PROV
CUNNINGHAM, PAUL (DEM)	79	79	0
SHACK, ERNIE (REP)	19	19	0
SPICER, PENDLETON "PENNY" (LBT)	3	3	0
Write-In Totals	0	0	0
Overvotes	0	0	0
Undervotes	1	1	0
Contest Totals	102	102	0

Council Member Ward 4 City of Tucson

Vote For 1

	TOTAL	Mail & Early	PROV
LEE, NIKKI (DEM)	81	81	0
KAPLOWITCH, ROSS (REP)	20	20	0
Write-In Totals	0	0	0
Overvotes	0	0	0
Undervotes	1	1	0
Contest Totals	102	102	0

PROPOSITION 413 City of Tucson

Vote For 1

	TOTAL	Mail & Early	PROV
Yes	66	66	0
No	32	32	0
Overvotes	0	0	0
Undervotes	4	4	0
Contest Totals	102	102	0

STATEMENT OF VOTES CAST

Consolidated Elections

November 7, 2023

OFFICIAL RESULTS

Pima County

231

STATISTICS

	TOTAL	Mail & Early	PROV
Registered Voters - Total	5,545		
Ballots Cast - Total	1,230	1,230	0
Ballots Cast - Blank	1	1	0
Voter Turnout - Total	22.18%		

Mayor City of Tucson

Vote For 1

	TOTAL	Mail & Early	PROV
ROMERO, REGINA (DEM)	0	0	0
WITTENBRAKER, JANET "JL" (REP)	0	0	0
KERSCHEN, ARTHUR (LBT)	0	0	0
ACKERLEY, ED (IND)	0	0	0
Write-In Totals	0	0	0
Overvotes	0	0	0
Undervotes	0	0	0
Contest Totals	0	0	0

Council Member Ward 1 City of Tucson

Vote For 1

	TOTAL	Mail & Early	PROV
SANTA CRUZ, LANE (DEM)	0	0	0
LEM, VICTORIA (REP)	0	0	0
Write-In Totals	0	0	0
Overvotes	0	0	0
Undervotes	0	0	0
Contest Totals	0	0	0

STATEMENT OF VOTES CAST

Consolidated Elections

November 7, 2023

OFFICIAL RESULTS

Pima County

231

Council Member Ward 2 City of Tucson

Vote For 1

	TOTAL	Mail & Early	PROV
CUNNINGHAM, PAUL (DEM)	0	0	0
SHACK, ERNIE (REP)	0	0	0
SPICER, PENDLETON "PENNY" (LBT)	0	0	0
Write-In Totals	0	0	0
Overvotes	0	0	0
Undervotes	0	0	0
Contest Totals	0	0	0

Council Member Ward 4 City of Tucson

Vote For 1

	TOTAL	Mail & Early	PROV
LEE, NIKKI (DEM)	0	0	0
KAPLOWITCH, ROSS (REP)	0	0	0
Write-In Totals	0	0	0
Overvotes	0	0	0
Undervotes	0	0	0
Contest Totals	0	0	0

PROPOSITION 413 City of Tucson

Vote For 1

	TOTAL	Mail & Early	PROV
Yes	0	0	0
No	0	0	0
Overvotes	0	0	0
Undervotes	0	0	0
Contest Totals	0	0	0

STATEMENT OF VOTES CAST

Consolidated Elections

November 7, 2023

OFFICIAL RESULTS

Pima County

231

PROPOSITION 401 - Sahuarita Unified School District NO. 30

Vote For 1

	TOTAL	Mail & Early	PROV
Bond Approval, Yes	720	720	0
Bond Approval, No	463	463	0
Overvotes	0	0	0
Undervotes	1	1	0
Contest Totals	1,184	1,184	0

PROPOSITION 498 - Sunnyside Unified School District No. 12

Vote For 1

	TOTAL	Mail & Early	PROV
Budget Increase, Yes	20	20	0
Budget Increase, No	26	26	0
Overvotes	0	0	0
Undervotes	0	0	0
Contest Totals	46	46	0

PROPOSITION 499 - Sunnyside Unified School District No. 12

Vote For 1

	TOTAL	Mail & Early	PROV
Budget Increase, Yes	18	18	0
Budget Increase, No	28	28	0
Overvotes	0	0	0
Undervotes	0	0	0
Contest Totals	46	46	0

STATEMENT OF VOTES CAST

Consolidated Elections

November 7, 2023

OFFICIAL RESULTS

Pima County

232

STATISTICS

	TOTAL	Mail & Early	PROV
Registered Voters - Total	5,084		
Ballots Cast - Total	1,190	1,190	0
Ballots Cast - Blank	1	1	0
Voter Turnout - Total	23.41%		

Mayor City of Tucson

Vote For 1

	TOTAL	Mail & Early	PROV
ROMERO, REGINA (DEM)	641	641	0
WITTENBRAKER, JANET "JL" (REP)	460	460	0
KERSCHEN, ARTHUR (LBT)	15	15	0
ACKERLEY, ED (IND)	60	60	0
Write-In Totals	1	1	0
Overvotes	2	2	0
Undervotes	11	11	0
Contest Totals	1,190	1,190	0

Council Member Ward 1 City of Tucson

Vote For 1

	TOTAL	Mail & Early	PROV
SANTA CRUZ, LANE (DEM)	637	637	0
LEM, VICTORIA (REP)	527	527	0
Write-In Totals	4	4	0
Overvotes	0	0	0
Undervotes	22	22	0
Contest Totals	1,190	1,190	0

STATEMENT OF VOTES CAST

Consolidated Elections

November 7, 2023

OFFICIAL RESULTS

Pima County

232

Council Member Ward 2 City of Tucson

Vote For 1

	TOTAL	Mail & Early	PROV
CUNNINGHAM, PAUL (DEM)	628	628	0
SHACK, ERNIE (REP)	479	479	0
SPICER, PENDLETON "PENNY" (LBT)	56	56	0
Write-In Totals	1	1	0
Overvotes	2	2	0
Undervotes	24	24	0
Contest Totals	1,190	1,190	0

Council Member Ward 4 City of Tucson

Vote For 1

	TOTAL	Mail & Early	PROV
LEE, NIKKI (DEM)	656	656	0
KAPLOWITCH, ROSS (REP)	505	505	0
Write-In Totals	1	1	0
Overvotes	0	0	0
Undervotes	28	28	0
Contest Totals	1,190	1,190	0

PROPOSITION 413 City of Tucson

Vote For 1

	TOTAL	Mail & Early	PROV
Yes	431	431	0
No	734	734	0
Overvotes	0	0	0
Undervotes	25	25	0
Contest Totals	1,190	1,190	0

STATEMENT OF VOTES CAST

Consolidated Elections

November 7, 2023

OFFICIAL RESULTS

Pima County

232

PROPOSITION 498 - Sunnyside Unified School District No. 12

Vote For 1

	TOTAL	Mail & Early	PROV
Budget Increase, Yes	662	662	0
Budget Increase, No	478	478	0
Overvotes	0	0	0
Undervotes	50	50	0
Contest Totals	1,190	1,190	0

PROPOSITION 499 - Sunnyside Unified School District No. 12

Vote For 1

	TOTAL	Mail & Early	PROV
Budget Increase, Yes	637	637	0
Budget Increase, No	524	524	0
Overvotes	0	0	0
Undervotes	29	29	0
Contest Totals	1,190	1,190	0

STATEMENT OF VOTES CAST

Consolidated Elections

November 7, 2023

OFFICIAL RESULTS

Pima County

233

STATISTICS

	TOTAL	Mail & Early	PROV
Registered Voters - Total	2,496		
Ballots Cast - Total	567	567	0
Ballots Cast - Blank	0	0	0
Voter Turnout - Total	22.72%		

PROPOSITION 400 - Altar Valley Elementary School District No. 51

Vote For 1

	TOTAL	Mail & Early	PROV
Budget Override Continuation, Yes	0	0	0
Budget Override Continuation, No	7	7	0
Overvotes	0	0	0
Undervotes	0	0	0
Contest Totals	7	7	0

PROPOSITION 496 - Tucson Unified School District (TUSD) No. 1

Vote For 1

	TOTAL	Mail & Early	PROV
Bond Approval, Yes	274	274	0
Bond Approval, No	286	286	0
Overvotes	0	0	0
Undervotes	0	0	0
Contest Totals	560	560	0

234

STATISTICS			
	TOTAL	Mail & Early	PROV
Registered Voters - Total	2,245		
Ballots Cast - Total	551	551	0
Ballots Cast - Blank	1	1	0
Voter Turnout - Total	24.54%		

PROPOSITION 496 - Tucson Unified School District (TUSD) No. 1
Vote For 1

	TOTAL	Mail & Early	PROV
Bond Approval, Yes	280	280	0
Bond Approval, No	270	270	0
Overvotes	0	0	0
Undervotes	1	1	0
Contest Totals	551	551	0

235

STATISTICS			
	TOTAL	Mail & Early	PROV
Registered Voters - Total	4,805		
Ballots Cast - Total	758	758	0
Ballots Cast - Blank	2	2	0
Voter Turnout - Total	15.78%		

PROPOSITION 496 - Tucson Unified School District (TUSD) No. 1
Vote For 1

	TOTAL	Mail & Early	PROV
Bond Approval, Yes	435	435	0
Bond Approval, No	321	321	0
Overvotes	0	0	0
Undervotes	2	2	0
Contest Totals	758	758	0

STATEMENT OF VOTES CAST

Consolidated Elections

November 7, 2023

OFFICIAL RESULTS

Pima County

236

STATISTICS

	TOTAL	Mail & Early	PROV
Registered Voters - Total	1,215		
Ballots Cast - Total	153	153	0
Ballots Cast - Blank	0	0	0
Voter Turnout - Total	12.59%		

PROPOSITION 401 - Sahuarita Unified School District NO. 30

Vote For 1

	TOTAL	Mail & Early	PROV
Bond Approval, Yes	0	0	0
Bond Approval, No	0	0	0
Overvotes	0	0	0
Undervotes	0	0	0
Contest Totals	0	0	0

PROPOSITION 498 - Sunnyside Unified School District No. 12

Vote For 1

	TOTAL	Mail & Early	PROV
Budget Increase, Yes	105	105	0
Budget Increase, No	47	47	0
Overvotes	0	0	0
Undervotes	1	1	0
Contest Totals	153	153	0

236

PROPOSITION 499 - Sunnyside Unified School District No. 12

Vote For 1

	TOTAL	Mail & Early	PROV
Budget Increase, Yes	106	106	0
Budget Increase, No	46	46	0
Overvotes	0	0	0
Undervotes	1	1	0
Contest Totals	153	153	0

237

STATISTICS			
	TOTAL	Mail & Early	PROV
Registered Voters - Total	240		
Ballots Cast - Total	103	103	0
Ballots Cast - Blank	0	0	0
Voter Turnout - Total	42.92%		

PROPOSITION 496 - Tucson Unified School District (TUSD) No. 1
Vote For 1

	TOTAL	Mail & Early	PROV
Bond Approval, Yes	60	60	0
Bond Approval, No	43	43	0
Overvotes	0	0	0
Undervotes	0	0	0
Contest Totals	103	103	0

238

STATISTICS			
	TOTAL	Mail & Early	PROV
Registered Voters - Total	34		
Ballots Cast - Total	20	20	0
Ballots Cast - Blank	0	0	0
Voter Turnout - Total	58.82%		

PROPOSITION 496 - Tucson Unified School District (TUSD) No. 1
Vote For 1

	TOTAL	Mail & Early	PROV
Bond Approval, Yes	9	9	0
Bond Approval, No	11	11	0
Overvotes	0	0	0
Undervotes	0	0	0
Contest Totals	20	20	0

239

STATISTICS			
	TOTAL	Mail & Early	PROV
Registered Voters - Total	0		
Ballots Cast - Total	0	0	0
Ballots Cast - Blank	0	0	0
Voter Turnout - Total	0.00%		

PROPOSITION 496 - Tucson Unified School District (TUSD) No. 1
Vote For 1

	TOTAL	Mail & Early	PROV
Bond Approval, Yes	0	0	0
Bond Approval, No	0	0	0
Overvotes	0	0	0
Undervotes	0	0	0
Contest Totals	0	0	0

241

STATISTICS			
	TOTAL	Mail & Early	PROV
Registered Voters - Total	1,845		
Ballots Cast - Total	766	766	0
Ballots Cast - Blank	1	1	0
Voter Turnout - Total	41.52%		

PROPOSITION 496 - Tucson Unified School District (TUSD) No. 1
Vote For 1

	TOTAL	Mail & Early	PROV
Bond Approval, Yes	449	449	0
Bond Approval, No	316	316	0
Overvotes	0	0	0
Undervotes	1	1	0
Contest Totals	766	766	0

STATEMENT OF VOTES CAST

Consolidated Elections

November 7, 2023

OFFICIAL RESULTS

Pima County

243

STATISTICS

	TOTAL	Mail & Early	PROV
Registered Voters - Total	23		
Ballots Cast - Total	12	12	0
Ballots Cast - Blank	0	0	0
Voter Turnout - Total	52.17%		

Mayor City of Tucson

Vote For 1

	TOTAL	Mail & Early	PROV
ROMERO, REGINA (DEM)	0	0	0
WITTENBRAKER, JANET "JL" (REP)	8	8	0
KERSCHEN, ARTHUR (LBT)	0	0	0
ACKERLEY, ED (IND)	4	4	0
Write-In Totals	0	0	0
Overvotes	0	0	0
Undervotes	0	0	0
Contest Totals	12	12	0

Council Member Ward 1 City of Tucson

Vote For 1

	TOTAL	Mail & Early	PROV
SANTA CRUZ, LANE (DEM)	3	3	0
LEM, VICTORIA (REP)	9	9	0
Write-In Totals	0	0	0
Overvotes	0	0	0
Undervotes	0	0	0
Contest Totals	12	12	0

STATEMENT OF VOTES CAST

Consolidated Elections

November 7, 2023

OFFICIAL RESULTS

Pima County

243

Council Member Ward 2 City of Tucson

Vote For 1

	TOTAL	Mail & Early	PROV
CUNNINGHAM, PAUL (DEM)	3	3	0
SHACK, ERNIE (REP)	9	9	0
SPICER, PENDLETON "PENNY" (LBT)	0	0	0
Write-In Totals	0	0	0
Overvotes	0	0	0
Undervotes	0	0	0
Contest Totals	12	12	0

Council Member Ward 4 City of Tucson

Vote For 1

	TOTAL	Mail & Early	PROV
LEE, NIKKI (DEM)	3	3	0
KAPLOWITCH, ROSS (REP)	9	9	0
Write-In Totals	0	0	0
Overvotes	0	0	0
Undervotes	0	0	0
Contest Totals	12	12	0

PROPOSITION 413 City of Tucson

Vote For 1

	TOTAL	Mail & Early	PROV
Yes	0	0	0
No	12	12	0
Overvotes	0	0	0
Undervotes	0	0	0
Contest Totals	12	12	0

STATEMENT OF VOTES CAST

Consolidated Elections

November 7, 2023

OFFICIAL RESULTS

Pima County

244

STATISTICS

	TOTAL	Mail & Early	PROV
Registered Voters - Total	892		
Ballots Cast - Total	149	149	0
Ballots Cast - Blank	0	0	0
Voter Turnout - Total	16.70%		

Mayor City of Tucson

Vote For 1

	TOTAL	Mail & Early	PROV
ROMERO, REGINA (DEM)	120	120	0
WITTENBRAKER, JANET "JL" (REP)	23	23	0
KERSCHEN, ARTHUR (LBT)	0	0	0
ACKERLEY, ED (IND)	6	6	0
Write-In Totals	0	0	0
Overvotes	0	0	0
Undervotes	0	0	0
Contest Totals	149	149	0

Council Member Ward 1 City of Tucson

Vote For 1

	TOTAL	Mail & Early	PROV
SANTA CRUZ, LANE (DEM)	125	125	0
LEM, VICTORIA (REP)	20	20	0
Write-In Totals	0	0	0
Overvotes	0	0	0
Undervotes	4	4	0
Contest Totals	149	149	0

STATEMENT OF VOTES CAST

Consolidated Elections

November 7, 2023

OFFICIAL RESULTS

Pima County

244

Council Member Ward 2 City of Tucson

Vote For 1

	TOTAL	Mail & Early	PROV
CUNNINGHAM, PAUL (DEM)	122	122	0
SHACK, ERNIE (REP)	19	19	0
SPICER, PENDLETON "PENNY" (LBT)	3	3	0
Write-In Totals	0	0	0
Overvotes	0	0	0
Undervotes	5	5	0
Contest Totals	149	149	0

Council Member Ward 4 City of Tucson

Vote For 1

	TOTAL	Mail & Early	PROV
LEE, NIKKI (DEM)	122	122	0
KAPLOWITCH, ROSS (REP)	20	20	0
Write-In Totals	0	0	0
Overvotes	0	0	0
Undervotes	7	7	0
Contest Totals	149	149	0

PROPOSITION 413 City of Tucson

Vote For 1

	TOTAL	Mail & Early	PROV
Yes	70	70	0
No	71	71	0
Overvotes	0	0	0
Undervotes	8	8	0
Contest Totals	149	149	0

244

PROPOSITION 496 - Tucson Unified School District (TUSD) No. 1
Vote For 1

	TOTAL	Mail & Early	PROV
Bond Approval, Yes	75	75	0
Bond Approval, No	62	62	0
Overvotes	0	0	0
Undervotes	12	12	0
Contest Totals	149	149	0

STATEMENT OF VOTES CAST

Consolidated Elections

November 7, 2023

OFFICIAL RESULTS

Pima County

245

STATISTICS

	TOTAL	Mail & Early	PROV
Registered Voters - Total	1,777		
Ballots Cast - Total	644	644	0
Ballots Cast - Blank	0	0	0
Voter Turnout - Total	36.24%		

Mayor City of Tucson

Vote For 1

	TOTAL	Mail & Early	PROV
ROMERO, REGINA (DEM)	499	499	0
WITTENBRAKER, JANET "JL" (REP)	98	98	0
KERSCHEN, ARTHUR (LBT)	7	7	0
ACKERLEY, ED (IND)	34	34	0
Write-In Totals	1	1	0
Overvotes	0	0	0
Undervotes	5	5	0
Contest Totals	644	644	0

Council Member Ward 1 City of Tucson

Vote For 1

	TOTAL	Mail & Early	PROV
SANTA CRUZ, LANE (DEM)	491	491	0
LEM, VICTORIA (REP)	133	133	0
Write-In Totals	5	5	0
Overvotes	0	0	0
Undervotes	15	15	0
Contest Totals	644	644	0

STATEMENT OF VOTES CAST

Consolidated Elections

November 7, 2023

OFFICIAL RESULTS

Pima County

245

Council Member Ward 2 City of Tucson

Vote For 1

	TOTAL	Mail & Early	PROV
CUNNINGHAM, PAUL (DEM)	505	505	0
SHACK, ERNIE (REP)	89	89	0
SPICER, PENDLETON "PENNY" (LBT)	19	19	0
Write-In Totals	0	0	0
Overvotes	0	0	0
Undervotes	31	31	0
Contest Totals	644	644	0

Council Member Ward 4 City of Tucson

Vote For 1

	TOTAL	Mail & Early	PROV
LEE, NIKKI (DEM)	507	507	0
KAPLOWITCH, ROSS (REP)	99	99	0
Write-In Totals	0	0	0
Overvotes	0	0	0
Undervotes	38	38	0
Contest Totals	644	644	0

PROPOSITION 413 City of Tucson

Vote For 1

	TOTAL	Mail & Early	PROV
Yes	411	411	0
No	210	210	0
Overvotes	1	1	0
Undervotes	22	22	0
Contest Totals	644	644	0

245

PROPOSITION 496 - Tucson Unified School District (TUSD) No. 1
Vote For 1

	TOTAL	Mail & Early	PROV
Bond Approval, Yes	427	427	0
Bond Approval, No	181	181	0
Overvotes	0	0	0
Undervotes	36	36	0
Contest Totals	644	644	0

STATEMENT OF VOTES CAST

Consolidated Elections

November 7, 2023

OFFICIAL RESULTS

Pima County

246

STATISTICS

	TOTAL	Mail & Early	PROV
Registered Voters - Total	2,022		
Ballots Cast - Total	704	704	0
Ballots Cast - Blank	0	0	0
Voter Turnout - Total	34.82%		

Mayor City of Tucson

Vote For 1

	TOTAL	Mail & Early	PROV
ROMERO, REGINA (DEM)	599	599	0
WITTENBRAKER, JANET "JL" (REP)	65	65	0
KERSCHEN, ARTHUR (LBT)	3	3	0
ACKERLEY, ED (IND)	30	30	0
Write-In Totals	5	5	0
Overvotes	0	0	0
Undervotes	2	2	0
Contest Totals	704	704	0

Council Member Ward 1 City of Tucson

Vote For 1

	TOTAL	Mail & Early	PROV
SANTA CRUZ, LANE (DEM)	593	593	0
LEM, VICTORIA (REP)	87	87	0
Write-In Totals	6	6	0
Overvotes	1	1	0
Undervotes	17	17	0
Contest Totals	704	704	0

STATEMENT OF VOTES CAST

Consolidated Elections

November 7, 2023

OFFICIAL RESULTS

Pima County

246

Council Member Ward 2 City of Tucson

Vote For 1

	TOTAL	Mail & Early	PROV
CUNNINGHAM, PAUL (DEM)	596	596	0
SHACK, ERNIE (REP)	67	67	0
SPICER, PENDLETON "PENNY" (LBT)	17	17	0
Write-In Totals	3	3	0
Overvotes	0	0	0
Undervotes	21	21	0
Contest Totals	704	704	0

Council Member Ward 4 City of Tucson

Vote For 1

	TOTAL	Mail & Early	PROV
LEE, NIKKI (DEM)	615	615	0
KAPLOWITCH, ROSS (REP)	63	63	0
Write-In Totals	2	2	0
Overvotes	0	0	0
Undervotes	24	24	0
Contest Totals	704	704	0

PROPOSITION 413 City of Tucson

Vote For 1

	TOTAL	Mail & Early	PROV
Yes	483	483	0
No	207	207	0
Overvotes	0	0	0
Undervotes	14	14	0
Contest Totals	704	704	0

246

PROPOSITION 496 - Tucson Unified School District (TUSD) No. 1
Vote For 1

	TOTAL	Mail & Early	PROV
Bond Approval, Yes	523	523	0
Bond Approval, No	157	157	0
Overvotes	0	0	0
Undervotes	24	24	0
Contest Totals	704	704	0

STATEMENT OF VOTES CAST

Consolidated Elections

November 7, 2023

OFFICIAL RESULTS

Pima County

247

STATISTICS

	TOTAL	Mail & Early	PROV
Registered Voters - Total	457		
Ballots Cast - Total	150	150	0
Ballots Cast - Blank	0	0	0
Voter Turnout - Total	32.82%		

Mayor City of Tucson

Vote For 1

	TOTAL	Mail & Early	PROV
ROMERO, REGINA (DEM)	115	115	0
WITTENBRAKER, JANET "JL" (REP)	28	28	0
KERSCHEN, ARTHUR (LBT)	2	2	0
ACKERLEY, ED (IND)	4	4	0
Write-In Totals	0	0	0
Overvotes	0	0	0
Undervotes	1	1	0
Contest Totals	150	150	0

Council Member Ward 1 City of Tucson

Vote For 1

	TOTAL	Mail & Early	PROV
SANTA CRUZ, LANE (DEM)	111	111	0
LEM, VICTORIA (REP)	37	37	0
Write-In Totals	0	0	0
Overvotes	0	0	0
Undervotes	2	2	0
Contest Totals	150	150	0

STATEMENT OF VOTES CAST

Consolidated Elections

November 7, 2023

OFFICIAL RESULTS

Pima County

247

Council Member Ward 2 City of Tucson

Vote For 1

	TOTAL	Mail & Early	PROV
CUNNINGHAM, PAUL (DEM)	113	113	0
SHACK, ERNIE (REP)	22	22	0
SPICER, PENDLETON "PENNY" (LBT)	6	6	0
Write-In Totals	0	0	0
Overvotes	1	1	0
Undervotes	8	8	0
Contest Totals	150	150	0

Council Member Ward 4 City of Tucson

Vote For 1

	TOTAL	Mail & Early	PROV
LEE, NIKKI (DEM)	113	113	0
KAPLOWITCH, ROSS (REP)	25	25	0
Write-In Totals	0	0	0
Overvotes	0	0	0
Undervotes	12	12	0
Contest Totals	150	150	0

PROPOSITION 413 City of Tucson

Vote For 1

	TOTAL	Mail & Early	PROV
Yes	80	80	0
No	61	61	0
Overvotes	0	0	0
Undervotes	9	9	0
Contest Totals	150	150	0

247

PROPOSITION 496 - Tucson Unified School District (TUSD) No. 1
Vote For 1

	TOTAL	Mail & Early	PROV
Bond Approval, Yes	98	98	0
Bond Approval, No	42	42	0
Overvotes	0	0	0
Undervotes	10	10	0
Contest Totals	150	150	0

STATEMENT OF VOTES CAST

Consolidated Elections

November 7, 2023

OFFICIAL RESULTS

Pima County

248

STATISTICS

	TOTAL	Mail & Early	PROV
Registered Voters - Total	902		
Ballots Cast - Total	216	216	0
Ballots Cast - Blank	0	0	0
Voter Turnout - Total	23.95%		

Mayor City of Tucson

Vote For 1

	TOTAL	Mail & Early	PROV
ROMERO, REGINA (DEM)	153	153	0
WITTENBRAKER, JANET "JL" (REP)	49	49	0
KERSCHEN, ARTHUR (LBT)	3	3	0
ACKERLEY, ED (IND)	8	8	0
Write-In Totals	3	3	0
Overvotes	0	0	0
Undervotes	0	0	0
Contest Totals	216	216	0

Council Member Ward 1 City of Tucson

Vote For 1

	TOTAL	Mail & Early	PROV
SANTA CRUZ, LANE (DEM)	160	160	0
LEM, VICTORIA (REP)	53	53	0
Write-In Totals	1	1	0
Overvotes	0	0	0
Undervotes	2	2	0
Contest Totals	216	216	0

STATEMENT OF VOTES CAST

Consolidated Elections

November 7, 2023

OFFICIAL RESULTS

Pima County

248

Council Member Ward 2 City of Tucson

Vote For 1

	TOTAL	Mail & Early	PROV
CUNNINGHAM, PAUL (DEM)	169	169	0
SHACK, ERNIE (REP)	41	41	0
SPICER, PENDLETON "PENNY" (LBT)	2	2	0
Write-In Totals	0	0	0
Overvotes	1	1	0
Undervotes	3	3	0
Contest Totals	216	216	0

Council Member Ward 4 City of Tucson

Vote For 1

	TOTAL	Mail & Early	PROV
LEE, NIKKI (DEM)	169	169	0
KAPLOWITCH, ROSS (REP)	41	41	0
Write-In Totals	0	0	0
Overvotes	1	1	0
Undervotes	5	5	0
Contest Totals	216	216	0

PROPOSITION 413 City of Tucson

Vote For 1

	TOTAL	Mail & Early	PROV
Yes	95	95	0
No	115	115	0
Overvotes	0	0	0
Undervotes	6	6	0
Contest Totals	216	216	0

STATEMENT OF VOTES CAST

Consolidated Elections

November 7, 2023

OFFICIAL RESULTS

Pima County

248

PROPOSITION 498 - Sunnyside Unified School District No. 12

Vote For 1

	TOTAL	Mail & Early	PROV
Budget Increase, Yes	134	134	0
Budget Increase, No	70	70	0
Overvotes	0	0	0
Undervotes	12	12	0
Contest Totals	216	216	0

PROPOSITION 499 - Sunnyside Unified School District No. 12

Vote For 1

	TOTAL	Mail & Early	PROV
Budget Increase, Yes	136	136	0
Budget Increase, No	69	69	0
Overvotes	0	0	0
Undervotes	11	11	0
Contest Totals	216	216	0

250

STATISTICS			
	TOTAL	Mail & Early	PROV
Registered Voters - Total	73		
Ballots Cast - Total	11	11	0
Ballots Cast - Blank	0	0	0
Voter Turnout - Total	15.07%		

PROPOSITION 400 - Altar Valley Elementary School District No. 51
Vote For 1

	TOTAL	Mail & Early	PROV
Budget Override Continuation, Yes	11	11	0
Budget Override Continuation, No	0	0	0
Overvotes	0	0	0
Undervotes	0	0	0
Contest Totals	11	11	0

251

STATISTICS			
	TOTAL	Mail & Early	PROV
Registered Voters - Total	0		
Ballots Cast - Total	3	3	0
Ballots Cast - Blank	0	0	0
Voter Turnout - Total	0.00%		

PROPOSITION 496 - Tucson Unified School District (TUSD) No. 1
Vote For 1

	TOTAL	Mail & Early	PROV
Bond Approval, Yes	0	0	0
Bond Approval, No	3	3	0
Overvotes	0	0	0
Undervotes	0	0	0
Contest Totals	3	3	0

STATEMENT OF VOTES CAST

Consolidated Elections

November 7, 2023

OFFICIAL RESULTS

Pima County

254

STATISTICS

	TOTAL	Mail & Early	PROV
Registered Voters - Total	675		
Ballots Cast - Total	248	248	0
Ballots Cast - Blank	0	0	0
Voter Turnout - Total	36.74%		

Mayor City of Tucson

Vote For 1

	TOTAL	Mail & Early	PROV
ROMERO, REGINA (DEM)	159	159	0
WITTENBRAKER, JANET "JL" (REP)	71	71	0
KERSCHEN, ARTHUR (LBT)	1	1	0
ACKERLEY, ED (IND)	17	17	0
Write-In Totals	0	0	0
Overvotes	0	0	0
Undervotes	0	0	0
Contest Totals	248	248	0

Council Member Ward 1 City of Tucson

Vote For 1

	TOTAL	Mail & Early	PROV
SANTA CRUZ, LANE (DEM)	155	155	0
LEM, VICTORIA (REP)	82	82	0
Write-In Totals	0	0	0
Overvotes	0	0	0
Undervotes	11	11	0
Contest Totals	248	248	0

STATEMENT OF VOTES CAST

Consolidated Elections

November 7, 2023

OFFICIAL RESULTS

Pima County

254

Council Member Ward 2 City of Tucson

Vote For 1

	TOTAL	Mail & Early	PROV
CUNNINGHAM, PAUL (DEM)	155	155	0
SHACK, ERNIE (REP)	77	77	0
SPICER, PENDLETON "PENNY" (LBT)	8	8	0
Write-In Totals	0	0	0
Overvotes	0	0	0
Undervotes	8	8	0
Contest Totals	248	248	0

Council Member Ward 4 City of Tucson

Vote For 1

	TOTAL	Mail & Early	PROV
LEE, NIKKI (DEM)	155	155	0
KAPLOWITCH, ROSS (REP)	79	79	0
Write-In Totals	1	1	0
Overvotes	0	0	0
Undervotes	13	13	0
Contest Totals	248	248	0

PROPOSITION 413 City of Tucson

Vote For 1

	TOTAL	Mail & Early	PROV
Yes	120	120	0
No	110	110	0
Overvotes	0	0	0
Undervotes	18	18	0
Contest Totals	248	248	0

258

STATISTICS			
	TOTAL	Mail & Early	PROV
Registered Voters - Total	151		
Ballots Cast - Total	45	45	0
Ballots Cast - Blank	0	0	0
Voter Turnout - Total	29.80%		

PROPOSITION 401 - Sahuarita Unified School District NO. 30
Vote For 1

	TOTAL	Mail & Early	PROV
Bond Approval, Yes	14	14	0
Bond Approval, No	31	31	0
Overvotes	0	0	0
Undervotes	0	0	0
Contest Totals	45	45	0

STATEMENT OF VOTES CAST

Consolidated Elections

November 7, 2023

OFFICIAL RESULTS

Pima County

260

STATISTICS

	TOTAL	Mail & Early	PROV
Registered Voters - Total	0		
Ballots Cast - Total	0	0	0
Ballots Cast - Blank	0	0	0
Voter Turnout - Total	0.00%		

Mayor City of Tucson

Vote For 1

	TOTAL	Mail & Early	PROV
ROMERO, REGINA (DEM)	0	0	0
WITTENBRAKER, JANET "JL" (REP)	0	0	0
KERSCHEN, ARTHUR (LBT)	0	0	0
ACKERLEY, ED (IND)	0	0	0
Write-In Totals	0	0	0
Overvotes	0	0	0
Undervotes	0	0	0
Contest Totals	0	0	0

Council Member Ward 1 City of Tucson

Vote For 1

	TOTAL	Mail & Early	PROV
SANTA CRUZ, LANE (DEM)	0	0	0
LEM, VICTORIA (REP)	0	0	0
Write-In Totals	0	0	0
Overvotes	0	0	0
Undervotes	0	0	0
Contest Totals	0	0	0

STATEMENT OF VOTES CAST

Consolidated Elections

November 7, 2023

OFFICIAL RESULTS

Pima County

260

Council Member Ward 2 City of Tucson

Vote For 1

	TOTAL	Mail & Early	PROV
CUNNINGHAM, PAUL (DEM)	0	0	0
SHACK, ERNIE (REP)	0	0	0
SPICER, PENDLETON "PENNY" (LBT)	0	0	0
Write-In Totals	0	0	0
Overvotes	0	0	0
Undervotes	0	0	0
Contest Totals	0	0	0

Council Member Ward 4 City of Tucson

Vote For 1

	TOTAL	Mail & Early	PROV
LEE, NIKKI (DEM)	0	0	0
KAPLOWITCH, ROSS (REP)	0	0	0
Write-In Totals	0	0	0
Overvotes	0	0	0
Undervotes	0	0	0
Contest Totals	0	0	0

PROPOSITION 413 City of Tucson

Vote For 1

	TOTAL	Mail & Early	PROV
Yes	0	0	0
No	0	0	0
Overvotes	0	0	0
Undervotes	0	0	0
Contest Totals	0	0	0

STATEMENT OF VOTES CAST

Consolidated Elections

November 7, 2023

OFFICIAL RESULTS

Pima County

261

STATISTICS

	TOTAL	Mail & Early	PROV
Registered Voters - Total	13		
Ballots Cast - Total	5	5	0
Ballots Cast - Blank	0	0	0
Voter Turnout - Total	38.46%		

Mayor City of Tucson

Vote For 1

	TOTAL	Mail & Early	PROV
ROMERO, REGINA (DEM)	1	1	0
WITTENBRAKER, JANET "JL" (REP)	3	3	0
KERSCHEN, ARTHUR (LBT)	0	0	0
ACKERLEY, ED (IND)	1	1	0
Write-In Totals	0	0	0
Overvotes	0	0	0
Undervotes	0	0	0
Contest Totals	5	5	0

Council Member Ward 1 City of Tucson

Vote For 1

	TOTAL	Mail & Early	PROV
SANTA CRUZ, LANE (DEM)	1	1	0
LEM, VICTORIA (REP)	4	4	0
Write-In Totals	0	0	0
Overvotes	0	0	0
Undervotes	0	0	0
Contest Totals	5	5	0

STATEMENT OF VOTES CAST

Consolidated Elections

November 7, 2023

OFFICIAL RESULTS

Pima County

261

Council Member Ward 2 City of Tucson

Vote For 1

	TOTAL	Mail & Early	PROV
CUNNINGHAM, PAUL (DEM)	1	1	0
SHACK, ERNIE (REP)	4	4	0
SPICER, PENDLETON "PENNY" (LBT)	0	0	0
Write-In Totals	0	0	0
Overvotes	0	0	0
Undervotes	0	0	0
Contest Totals	5	5	0

Council Member Ward 4 City of Tucson

Vote For 1

	TOTAL	Mail & Early	PROV
LEE, NIKKI (DEM)	1	1	0
KAPLOWITCH, ROSS (REP)	4	4	0
Write-In Totals	0	0	0
Overvotes	0	0	0
Undervotes	0	0	0
Contest Totals	5	5	0

PROPOSITION 413 City of Tucson

Vote For 1

	TOTAL	Mail & Early	PROV
Yes	2	2	0
No	3	3	0
Overvotes	0	0	0
Undervotes	0	0	0
Contest Totals	5	5	0

261

PROPOSITION 496 - Tucson Unified School District (TUSD) No. 1
Vote For 1

	TOTAL	Mail & Early	PROV
Bond Approval, Yes	1	1	0
Bond Approval, No	4	4	0
Overvotes	0	0	0
Undervotes	0	0	0
Contest Totals	5	5	0

STATEMENT OF VOTES CAST

Consolidated Elections

November 7, 2023

OFFICIAL RESULTS

Pima County

262

STATISTICS

	TOTAL	Mail & Early	PROV
Registered Voters - Total	2,569		
Ballots Cast - Total	1,093	1,093	0
Ballots Cast - Blank	0	0	0
Voter Turnout - Total	42.55%		

Mayor City of Tucson

Vote For 1

	TOTAL	Mail & Early	PROV
ROMERO, REGINA (DEM)	516	516	0
WITTENBRAKER, JANET "JL" (REP)	457	457	0
KERSCHEN, ARTHUR (LBT)	15	15	0
ACKERLEY, ED (IND)	98	98	0
Write-In Totals	2	2	0
Overvotes	0	0	0
Undervotes	5	5	0
Contest Totals	1,093	1,093	0

Council Member Ward 1 City of Tucson

Vote For 1

	TOTAL	Mail & Early	PROV
SANTA CRUZ, LANE (DEM)	521	521	0
LEM, VICTORIA (REP)	542	542	0
Write-In Totals	2	2	0
Overvotes	0	0	0
Undervotes	28	28	0
Contest Totals	1,093	1,093	0

STATEMENT OF VOTES CAST

Consolidated Elections

November 7, 2023

OFFICIAL RESULTS

Pima County

262

Council Member Ward 2 City of Tucson

Vote For 1

	TOTAL	Mail & Early	PROV
CUNNINGHAM, PAUL (DEM)	554	554	0
SHACK, ERNIE (REP)	477	477	0
SPICER, PENDLETON "PENNY" (LBT)	41	41	0
Write-In Totals	1	1	0
Overvotes	0	0	0
Undervotes	20	20	0
Contest Totals	1,093	1,093	0

Council Member Ward 4 City of Tucson

Vote For 1

	TOTAL	Mail & Early	PROV
LEE, NIKKI (DEM)	533	533	0
KAPLOWITCH, ROSS (REP)	513	513	0
Write-In Totals	5	5	0
Overvotes	0	0	0
Undervotes	42	42	0
Contest Totals	1,093	1,093	0

PROPOSITION 413 City of Tucson

Vote For 1

	TOTAL	Mail & Early	PROV
Yes	398	398	0
No	666	666	0
Overvotes	0	0	0
Undervotes	29	29	0
Contest Totals	1,093	1,093	0

262

PROPOSITION 496 - Tucson Unified School District (TUSD) No. 1
Vote For 1

	TOTAL	Mail & Early	PROV
Bond Approval, Yes	502	502	0
Bond Approval, No	560	560	0
Overvotes	0	0	0
Undervotes	31	31	0
Contest Totals	1,093	1,093	0

STATEMENT OF VOTES CAST

Consolidated Elections

November 7, 2023

OFFICIAL RESULTS

Pima County

264

STATISTICS

	TOTAL	Mail & Early	PROV
Registered Voters - Total	798		
Ballots Cast - Total	223	223	0
Ballots Cast - Blank	0	0	0
Voter Turnout - Total	27.94%		

Mayor City of Tucson

Vote For 1

	TOTAL	Mail & Early	PROV
ROMERO, REGINA (DEM)	116	116	0
WITTENBRAKER, JANET "JL" (REP)	86	86	0
KERSCHEN, ARTHUR (LBT)	3	3	0
ACKERLEY, ED (IND)	15	15	0
Write-In Totals	0	0	0
Overvotes	0	0	0
Undervotes	3	3	0
Contest Totals	223	223	0

Council Member Ward 1 City of Tucson

Vote For 1

	TOTAL	Mail & Early	PROV
SANTA CRUZ, LANE (DEM)	117	117	0
LEM, VICTORIA (REP)	100	100	0
Write-In Totals	1	1	0
Overvotes	0	0	0
Undervotes	5	5	0
Contest Totals	223	223	0

STATEMENT OF VOTES CAST

Consolidated Elections

November 7, 2023

OFFICIAL RESULTS

Pima County

264

Council Member Ward 2 City of Tucson

Vote For 1

	TOTAL	Mail & Early	PROV
CUNNINGHAM, PAUL (DEM)	117	117	0
SHACK, ERNIE (REP)	86	86	0
SPICER, PENDLETON "PENNY" (LBT)	13	13	0
Write-In Totals	1	1	0
Overvotes	0	0	0
Undervotes	6	6	0
Contest Totals	223	223	0

Council Member Ward 4 City of Tucson

Vote For 1

	TOTAL	Mail & Early	PROV
LEE, NIKKI (DEM)	125	125	0
KAPLOWITCH, ROSS (REP)	92	92	0
Write-In Totals	0	0	0
Overvotes	0	0	0
Undervotes	6	6	0
Contest Totals	223	223	0

PROPOSITION 413 City of Tucson

Vote For 1

	TOTAL	Mail & Early	PROV
Yes	88	88	0
No	129	129	0
Overvotes	0	0	0
Undervotes	6	6	0
Contest Totals	223	223	0

264

PROPOSITION 496 - Tucson Unified School District (TUSD) No. 1
Vote For 1

	TOTAL	Mail & Early	PROV
Bond Approval, Yes	109	109	0
Bond Approval, No	103	103	0
Overvotes	0	0	0
Undervotes	11	11	0
Contest Totals	223	223	0

STATEMENT OF VOTES CAST

Consolidated Elections

November 7, 2023

OFFICIAL RESULTS

Pima County

265

STATISTICS

	TOTAL	Mail & Early	PROV
Registered Voters - Total	204		
Ballots Cast - Total	97	97	0
Ballots Cast - Blank	0	0	0
Voter Turnout - Total	47.55%		

Mayor City of Tucson

Vote For 1

	TOTAL	Mail & Early	PROV
ROMERO, REGINA (DEM)	55	55	0
WITTENBRAKER, JANET "JL" (REP)	35	35	0
KERSCHEN, ARTHUR (LBT)	0	0	0
ACKERLEY, ED (IND)	6	6	0
Write-In Totals	1	1	0
Overvotes	0	0	0
Undervotes	0	0	0
Contest Totals	97	97	0

Council Member Ward 1 City of Tucson

Vote For 1

	TOTAL	Mail & Early	PROV
SANTA CRUZ, LANE (DEM)	59	59	0
LEM, VICTORIA (REP)	38	38	0
Write-In Totals	0	0	0
Overvotes	0	0	0
Undervotes	0	0	0
Contest Totals	97	97	0

STATEMENT OF VOTES CAST

Consolidated Elections

November 7, 2023

OFFICIAL RESULTS

Pima County

265

Council Member Ward 2 City of Tucson

Vote For 1

	TOTAL	Mail & Early	PROV
CUNNINGHAM, PAUL (DEM)	61	61	0
SHACK, ERNIE (REP)	32	32	0
SPICER, PENDLETON "PENNY" (LBT)	4	4	0
Write-In Totals	0	0	0
Overvotes	0	0	0
Undervotes	0	0	0
Contest Totals	97	97	0

Council Member Ward 4 City of Tucson

Vote For 1

	TOTAL	Mail & Early	PROV
LEE, NIKKI (DEM)	61	61	0
KAPLOWITCH, ROSS (REP)	35	35	0
Write-In Totals	0	0	0
Overvotes	0	0	0
Undervotes	1	1	0
Contest Totals	97	97	0

PROPOSITION 413 City of Tucson

Vote For 1

	TOTAL	Mail & Early	PROV
Yes	54	54	0
No	42	42	0
Overvotes	0	0	0
Undervotes	1	1	0
Contest Totals	97	97	0

265

PROPOSITION 496 - Tucson Unified School District (TUSD) No. 1
Vote For 1

	TOTAL	Mail & Early	PROV
Bond Approval, Yes	61	61	0
Bond Approval, No	35	35	0
Overvotes	0	0	0
Undervotes	1	1	0
Contest Totals	97	97	0

267

STATISTICS			
	TOTAL	Mail & Early	PROV
Registered Voters - Total	43		
Ballots Cast - Total	6	6	0
Ballots Cast - Blank	0	0	0
Voter Turnout - Total	13.95%		

PROPOSITION 496 - Tucson Unified School District (TUSD) No. 1
Vote For 1

	TOTAL	Mail & Early	PROV
Bond Approval, Yes	4	4	0
Bond Approval, No	2	2	0
Overvotes	0	0	0
Undervotes	0	0	0
Contest Totals	6	6	0

STATEMENT OF VOTES CAST

Consolidated Elections

November 7, 2023

OFFICIAL RESULTS

Pima County

269

STATISTICS

	TOTAL	Mail & Early	PROV
Registered Voters - Total	216		
Ballots Cast - Total	68	68	0
Ballots Cast - Blank	0	0	0
Voter Turnout - Total	31.48%		

Mayor City of Tucson

Vote For 1

	TOTAL	Mail & Early	PROV
ROMERO, REGINA (DEM)	35	35	0
WITTENBRAKER, JANET "JL" (REP)	31	31	0
KERSCHEN, ARTHUR (LBT)	1	1	0
ACKERLEY, ED (IND)	1	1	0
Write-In Totals	0	0	0
Overvotes	0	0	0
Undervotes	0	0	0
Contest Totals	68	68	0

Council Member Ward 1 City of Tucson

Vote For 1

	TOTAL	Mail & Early	PROV
SANTA CRUZ, LANE (DEM)	36	36	0
LEM, VICTORIA (REP)	32	32	0
Write-In Totals	0	0	0
Overvotes	0	0	0
Undervotes	0	0	0
Contest Totals	68	68	0

STATEMENT OF VOTES CAST

Consolidated Elections

November 7, 2023

OFFICIAL RESULTS

Pima County

269

Council Member Ward 2 City of Tucson

Vote For 1

	TOTAL	Mail & Early	PROV
CUNNINGHAM, PAUL (DEM)	36	36	0
SHACK, ERNIE (REP)	30	30	0
SPICER, PENDLETON "PENNY" (LBT)	2	2	0
Write-In Totals	0	0	0
Overvotes	0	0	0
Undervotes	0	0	0
Contest Totals	68	68	0

Council Member Ward 4 City of Tucson

Vote For 1

	TOTAL	Mail & Early	PROV
LEE, NIKKI (DEM)	34	34	0
KAPLOWITCH, ROSS (REP)	31	31	0
Write-In Totals	0	0	0
Overvotes	0	0	0
Undervotes	3	3	0
Contest Totals	68	68	0

PROPOSITION 413 City of Tucson

Vote For 1

	TOTAL	Mail & Early	PROV
Yes	26	26	0
No	40	40	0
Overvotes	0	0	0
Undervotes	2	2	0
Contest Totals	68	68	0

269

PROPOSITION 497 - Flowing Wells Unified School District No. 8
Vote For 1

	TOTAL	Mail & Early	PROV
Budget Increase, Yes	41	41	0
Budget Increase, No	26	26	0
Overvotes	0	0	0
Undervotes	1	1	0
Contest Totals	68	68	0

STATEMENT OF VOTES CAST

Consolidated Elections

November 7, 2023

OFFICIAL RESULTS

Pima County

270

STATISTICS

	TOTAL	Mail & Early	PROV
Registered Voters - Total	0		
Ballots Cast - Total	0	0	0
Ballots Cast - Blank	0	0	0
Voter Turnout - Total	0.00%		

Mayor City of Tucson

Vote For 1

	TOTAL	Mail & Early	PROV
ROMERO, REGINA (DEM)	0	0	0
WITTENBRAKER, JANET "JL" (REP)	0	0	0
KERSCHEN, ARTHUR (LBT)	0	0	0
ACKERLEY, ED (IND)	0	0	0
Write-In Totals	0	0	0
Overvotes	0	0	0
Undervotes	0	0	0
Contest Totals	0	0	0

Council Member Ward 1 City of Tucson

Vote For 1

	TOTAL	Mail & Early	PROV
SANTA CRUZ, LANE (DEM)	0	0	0
LEM, VICTORIA (REP)	0	0	0
Write-In Totals	0	0	0
Overvotes	0	0	0
Undervotes	0	0	0
Contest Totals	0	0	0

STATEMENT OF VOTES CAST

Consolidated Elections

November 7, 2023

OFFICIAL RESULTS

Pima County

270

Council Member Ward 2 City of Tucson

Vote For 1

	TOTAL	Mail & Early	PROV
CUNNINGHAM, PAUL (DEM)	0	0	0
SHACK, ERNIE (REP)	0	0	0
SPICER, PENDLETON "PENNY" (LBT)	0	0	0
Write-In Totals	0	0	0
Overvotes	0	0	0
Undervotes	0	0	0
Contest Totals	0	0	0

Council Member Ward 4 City of Tucson

Vote For 1

	TOTAL	Mail & Early	PROV
LEE, NIKKI (DEM)	0	0	0
KAPLOWITCH, ROSS (REP)	0	0	0
Write-In Totals	0	0	0
Overvotes	0	0	0
Undervotes	0	0	0
Contest Totals	0	0	0

PROPOSITION 413 City of Tucson

Vote For 1

	TOTAL	Mail & Early	PROV
Yes	0	0	0
No	0	0	0
Overvotes	0	0	0
Undervotes	0	0	0
Contest Totals	0	0	0

270

PROPOSITION 497 - Flowing Wells Unified School District No. 8
Vote For 1

	TOTAL	Mail & Early	PROV
Budget Increase, Yes	0	0	0
Budget Increase, No	0	0	0
Overvotes	0	0	0
Undervotes	0	0	0
Contest Totals	0	0	0

271

STATISTICS			
	TOTAL	Mail & Early	PROV
Registered Voters - Total	829		
Ballots Cast - Total	159	159	0
Ballots Cast - Blank	0	0	0
Voter Turnout - Total	19.18%		

PROPOSITION 497 - Flowing Wells Unified School District No. 8
Vote For 1

	TOTAL	Mail & Early	PROV
Budget Increase, Yes	100	100	0
Budget Increase, No	59	59	0
Overvotes	0	0	0
Undervotes	0	0	0
Contest Totals	159	159	0

272

STATISTICS			
	TOTAL	Mail & Early	PROV
Registered Voters - Total	1,604		
Ballots Cast - Total	276	276	0
Ballots Cast - Blank	0	0	0
Voter Turnout - Total	17.21%		

PROPOSITION 496 - Tucson Unified School District (TUSD) No. 1
Vote For 1

	TOTAL	Mail & Early	PROV
Bond Approval, Yes	156	156	0
Bond Approval, No	120	120	0
Overvotes	0	0	0
Undervotes	0	0	0
Contest Totals	276	276	0

274

STATISTICS			
	TOTAL	Mail & Early	PROV
Registered Voters - Total	130		
Ballots Cast - Total	55	55	0
Ballots Cast - Blank	0	0	0
Voter Turnout - Total	42.31%		

PROPOSITION 497 - Flowing Wells Unified School District No. 8
Vote For 1

	TOTAL	Mail & Early	PROV
Budget Increase, Yes	22	22	0
Budget Increase, No	33	33	0
Overvotes	0	0	0
Undervotes	0	0	0
Contest Totals	55	55	0

STATEMENT OF VOTES CAST

Consolidated Elections

November 7, 2023

OFFICIAL RESULTS

Pima County

275

STATISTICS

	TOTAL	Mail & Early	PROV
Registered Voters - Total	2,367		
Ballots Cast - Total	601	601	0
Ballots Cast - Blank	0	0	0
Voter Turnout - Total	25.39%		

Mayor City of Tucson

Vote For 1

	TOTAL	Mail & Early	PROV
ROMERO, REGINA (DEM)	274	274	0
WITTENBRAKER, JANET "JL" (REP)	287	287	0
KERSCHEN, ARTHUR (LBT)	11	11	0
ACKERLEY, ED (IND)	24	24	0
Write-In Totals	0	0	0
Overvotes	0	0	0
Undervotes	5	5	0
Contest Totals	601	601	0

Council Member Ward 1 City of Tucson

Vote For 1

	TOTAL	Mail & Early	PROV
SANTA CRUZ, LANE (DEM)	276	276	0
LEM, VICTORIA (REP)	319	319	0
Write-In Totals	0	0	0
Overvotes	0	0	0
Undervotes	6	6	0
Contest Totals	601	601	0

STATEMENT OF VOTES CAST

Consolidated Elections

November 7, 2023

OFFICIAL RESULTS

Pima County

275

Council Member Ward 2 City of Tucson

Vote For 1

	TOTAL	Mail & Early	PROV
CUNNINGHAM, PAUL (DEM)	273	273	0
SHACK, ERNIE (REP)	291	291	0
SPICER, PENDLETON "PENNY" (LBT)	27	27	0
Write-In Totals	0	0	0
Overvotes	0	0	0
Undervotes	10	10	0
Contest Totals	601	601	0

Council Member Ward 4 City of Tucson

Vote For 1

	TOTAL	Mail & Early	PROV
LEE, NIKKI (DEM)	289	289	0
KAPLOWITCH, ROSS (REP)	301	301	0
Write-In Totals	2	2	0
Overvotes	0	0	0
Undervotes	9	9	0
Contest Totals	601	601	0

PROPOSITION 413 City of Tucson

Vote For 1

	TOTAL	Mail & Early	PROV
Yes	215	215	0
No	362	362	0
Overvotes	0	0	0
Undervotes	24	24	0
Contest Totals	601	601	0

STATEMENT OF VOTES CAST

Consolidated Elections

November 7, 2023

OFFICIAL RESULTS

Pima County

277

STATISTICS

	TOTAL	Mail & Early	PROV
Registered Voters - Total	0		
Ballots Cast - Total	0	0	0
Ballots Cast - Blank	0	0	0
Voter Turnout - Total	0.00%		

Mayor City of Tucson

Vote For 1

	TOTAL	Mail & Early	PROV
ROMERO, REGINA (DEM)	0	0	0
WITTENBRAKER, JANET "JL" (REP)	0	0	0
KERSCHEN, ARTHUR (LBT)	0	0	0
ACKERLEY, ED (IND)	0	0	0
Write-In Totals	0	0	0
Overvotes	0	0	0
Undervotes	0	0	0
Contest Totals	0	0	0

Council Member Ward 1 City of Tucson

Vote For 1

	TOTAL	Mail & Early	PROV
SANTA CRUZ, LANE (DEM)	0	0	0
LEM, VICTORIA (REP)	0	0	0
Write-In Totals	0	0	0
Overvotes	0	0	0
Undervotes	0	0	0
Contest Totals	0	0	0

STATEMENT OF VOTES CAST

Consolidated Elections

November 7, 2023

OFFICIAL RESULTS

Pima County

277

Council Member Ward 2 City of Tucson

Vote For 1

	TOTAL	Mail & Early	PROV
CUNNINGHAM, PAUL (DEM)	0	0	0
SHACK, ERNIE (REP)	0	0	0
SPICER, PENDLETON "PENNY" (LBT)	0	0	0
Write-In Totals	0	0	0
Overvotes	0	0	0
Undervotes	0	0	0
Contest Totals	0	0	0

Council Member Ward 4 City of Tucson

Vote For 1

	TOTAL	Mail & Early	PROV
LEE, NIKKI (DEM)	0	0	0
KAPLOWITCH, ROSS (REP)	0	0	0
Write-In Totals	0	0	0
Overvotes	0	0	0
Undervotes	0	0	0
Contest Totals	0	0	0

PROPOSITION 413 City of Tucson

Vote For 1

	TOTAL	Mail & Early	PROV
Yes	0	0	0
No	0	0	0
Overvotes	0	0	0
Undervotes	0	0	0
Contest Totals	0	0	0

277

PROPOSITION 496 - Tucson Unified School District (TUSD) No. 1
Vote For 1

	TOTAL	Mail & Early	PROV
Bond Approval, Yes	0	0	0
Bond Approval, No	0	0	0
Overvotes	0	0	0
Undervotes	0	0	0
Contest Totals	0	0	0

Statement of Votes Cast

Vail Incorporation Election
November 7, 2023

011

STATISTICS				
	TOTAL	Polls	Mail & Early	PROV
Registered Voters - Total	2,796			
Ballots Cast - Total	1,478	268	1,208	2
Ballots Cast - Blank	0	0	0	0
Voter Turnout - Total	52.86%			

PROPOSITION 402 - Vail Incorporation
Vote For 1

	TOTAL	Polls	Mail & Early	PROV
In favor of incorporation, Yes	347	50	296	1
Against incorporation, No	1,130	218	911	1
Overvotes	1	0	1	0
Undervotes	0	0	0	0
Contest Totals	1,478	268	1,208	2

109

STATISTICS				
	TOTAL	Polls	Mail & Early	PROV
Registered Voters - Total	6,701			
Ballots Cast - Total	3,580	511	3,065	4
Ballots Cast - Blank	1	0	1	0
Voter Turnout - Total	53.42%			

PROPOSITION 402 - Vail Incorporation
Vote For 1

	TOTAL	Polls	Mail & Early	PROV
In favor of incorporation, Yes	1,571	175	1,396	0
Against incorporation, No	2,008	336	1,668	4
Overvotes	0	0	0	0
Undervotes	1	0	1	0
Contest Totals	3,580	511	3,065	4

165

STATISTICS				
	TOTAL	Polls	Mail & Early	PROV
Registered Voters - Total	33			
Ballots Cast - Total	21	4	17	0
Ballots Cast - Blank	0	0	0	0
Voter Turnout - Total	63.64%			

PROPOSITION 402 - Vail Incorporation
Vote For 1

	TOTAL	Polls	Mail & Early	PROV
In favor of incorporation, Yes	10	2	8	0
Against incorporation, No	11	2	9	0
Overvotes	0	0	0	0
Undervotes	0	0	0	0
Contest Totals	21	4	17	0

195

STATISTICS				
	TOTAL	Polls	Mail & Early	PROV
Registered Voters - Total	1,623			
Ballots Cast - Total	1,025	122	902	1
Ballots Cast - Blank	0	0	0	0
Voter Turnout - Total	63.15%			

PROPOSITION 402 - Vail Incorporation
Vote For 1

	TOTAL	Polls	Mail & Early	PROV
In favor of incorporation, Yes	366	42	324	0
Against incorporation, No	659	80	578	1
Overvotes	0	0	0	0
Undervotes	0	0	0	0
Contest Totals	1,025	122	902	1

198

STATISTICS				
	TOTAL	Polls	Mail & Early	PROV
Registered Voters - Total	2,355			
Ballots Cast - Total	1,449	258	1,189	2
Ballots Cast - Blank	0	0	0	0
Voter Turnout - Total	61.53%			

PROPOSITION 402 - Vail Incorporation
Vote For 1

	TOTAL	Polls	Mail & Early	PROV
In favor of incorporation, Yes	554	79	473	2
Against incorporation, No	895	179	716	0
Overvotes	0	0	0	0
Undervotes	0	0	0	0
Contest Totals	1,449	258	1,189	2

221

STATISTICS				
	TOTAL	Polls	Mail & Early	PROV
Registered Voters - Total	146			
Ballots Cast - Total	110	11	99	0
Ballots Cast - Blank	0	0	0	0
Voter Turnout - Total	75.34%			

PROPOSITION 402 - Vail Incorporation
Vote For 1

	TOTAL	Polls	Mail & Early	PROV
In favor of incorporation, Yes	14	1	13	0
Against incorporation, No	96	10	86	0
Overvotes	0	0	0	0
Undervotes	0	0	0	0
Contest Totals	110	11	99	0

224

STATISTICS				
	TOTAL	Polls	Mail & Early	PROV
Registered Voters - Total	772			
Ballots Cast - Total	243	48	195	0
Ballots Cast - Blank	0	0	0	0
Voter Turnout - Total	31.48%			

PROPOSITION 402 - Vail Incorporation
Vote For 1

	TOTAL	Polls	Mail & Early	PROV
In favor of incorporation, Yes	133	21	112	0
Against incorporation, No	110	27	83	0
Overvotes	0	0	0	0
Undervotes	0	0	0	0
Contest Totals	243	48	195	0