


PIMA COUNTY



**CITY OF
TUCSON**

Joint Meeting – Staff Presentation November 18, 2025

Liz Morales, City of Tucson Assistance City Manager
Steve Holmes, Pima County Deputy County Administrator

Investment in Housing

Housing	\$ Investment
Gap Funding	\$15,984,316 to date
Rapid Rehousing (up to 24 months of rent)	\$1.6M (last 4 years) and now \$1M in local funds yearly
EELS	\$9,328,658 to date
Craycroft	\$7,244,923 to date
Housing First Program (Justice Involved Population)	\$4M to date
Community Action Programs (rent/utility/mortgage assistance)	\$20M (last 4 years) and now \$2M in local funds yearly
Home Repair/Weatherization	\$5M to date (last 4 years) and now \$500k in local funds yearly



Investment in Justice

Justice	\$ Investment
Pre-trial Services Pre-Booking Modular and Staff	\$5M to date
Transition Center	\$1.5M to date
Warrant Resolution Program	N/A
Median Signs to Discourage Panhandling	\$100K
STEPS Staffing Support	\$200K to date
INVEST Program	\$1M/annually
Crisis Response and Intervention Training for Law Enforcement	\$250K to date
Title 36 Amendment (Involuntary Stabilization)	NA
VetSec Pilot on the Loop	\$115K
Encampment Clean Ups	\$754K annually
Justice Services Transportation to court (CARS)	\$75K to date
Jail Population Review (JPR)	\$600K to date
Co-Responder Program	\$150K to date
Community Safety and Justice Collaborative	\$50K to date
Jail Release Planning	\$1M/annually
INVEST 2.0 (corrections assistants & INVEST Staffing)	\$2.6M(Attorney General's Office)



Investment in Health

Health	\$ Investment
Community Mental Health and Addiction (CMHA)	
• Overdose to Action OD2A	\$9.6M
• SOR- State Opioid Response	\$2.9M
• Governors office of youth, faith and families- TISAPP (Trauma informed substance abuse prevention program)	\$600K
• Parent's Commission	\$1.1M
• IOPSL	\$500K
Heat Response (Cooling Centers, Supplies and Comms, Unhouse Women Program)	\$600K
MAT Services in the Jail	\$3M to date
Naphcare increase to support fewer medical rejections	\$5M Base increase to contract
Involuntary Commitment (COE)	\$3.4M/annually
Youth and School Prevention	\$500K/annually
Epidemiology support for Unhoused	\$200k/annually
PCHD Mobile services including MAT and MOUD Bridge Program	\$250K/annually
Public Health Infrastructure Grant (PHIG) Opioid Staffing Support	\$75K/annually
Opioid Settlement Funds	\$126M over 18 yrs



Investment in Other Support


Other Support	\$ Investment
PEEPS	\$10M + \$650K
PACC	\$6.5M yearly CoT savings



Why the Safe City Initiative

- Rising homelessness, substance use, mental health crises
- Visible blight & public safety concerns
- City stepping in to fill regional system gaps
- Goal: safety, health, and stability for all residents





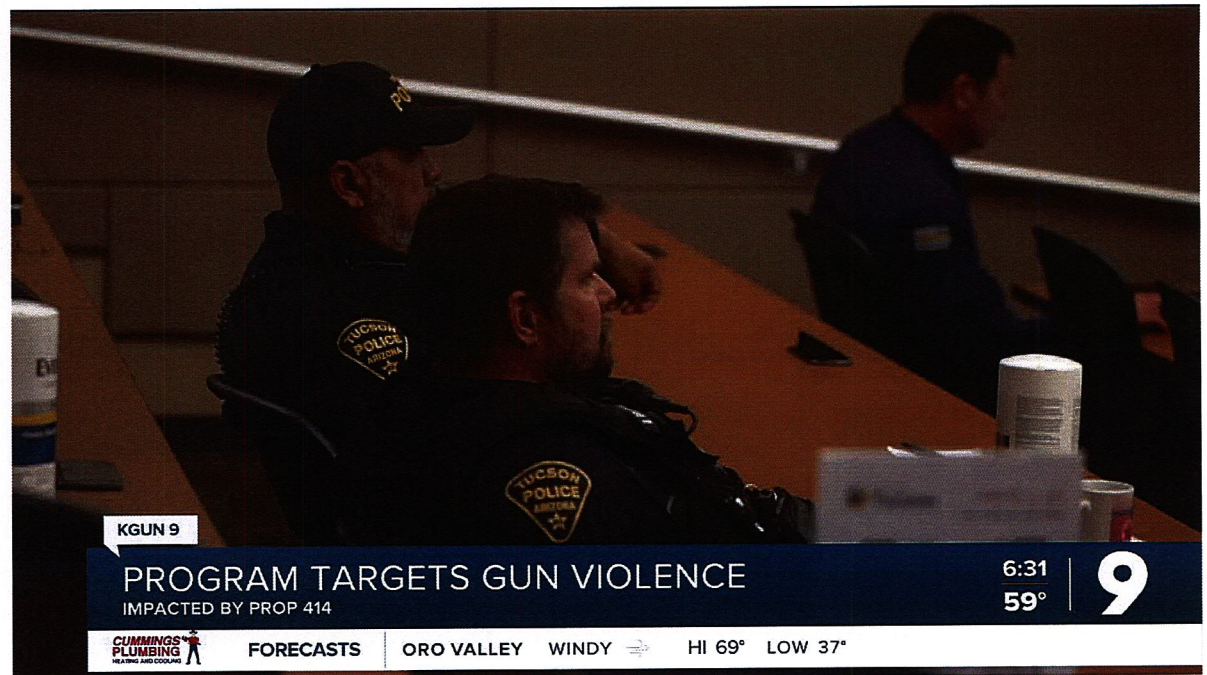
Coordination Outreach, Navigation Shelter and Housing Services





Safety and Accountability


- Community Safety Health and Wellness
- Violence Intervention and Vitalization Action (VIVA)
- Tucson Police CORE and Mental Health Team
- Safe City Loop Deployments





Prevention and Community Pride

- Public Safety Communications Crisis Call Takers and 311
- Tucson Community Risk Reduction
- Thrive Zones
- Team Up to Clean Up





Cross System Gaps Review and Analysis

- Pima County Health Department Needs Assessment -September 2024
- City of Tucson Gaps Analysis - Feb 2025
- Sequential Intercept Model Mapping Report for Pima Count, AZ (SIMS) – May 2025
- TPCH Gaps Analysis 2024 – November 2025





Fragmentation & Coordination Gaps

- Limited cross-system data sharing
- Siloed operations between courts, behavioral health, and housing.





Treatment & Crisis Service Gaps

- Underutilized and delays in authorization
 - Medically Assisted Treatment (MAT) and Medication for Opioid Use Disorder (MOUD)
 - Detox and long-term recovery beds
- Delayed Crisis Mobile Team response (1–2 hours)





Access Barriers

- Transportation challenges (attend appointments)
- Difficulty in obtaining AHCCCS (medical/mental healthcare) timely
- Cultural and linguistic barriers – lacking bilingual staff





Homelessness and Housing Gaps

- Insufficient shelter and supportive housing capacity
- Encampment safety and environmental challenges
- Discharge planning gaps leading to homelessness





Public Safety & Justice System Gaps

- High Failure-to-Appear rates
- Court staffing shortages
- Diversion and deflection not accepted at same levels
- Long booking times





Public Safety & Justice System Gaps

1. Metro Justice Workgroup
2. Data Sharing Across Systems
3. Strengthening Partnerships with State and Regional Behavioral Health and Nonprofits to Address Gaps
4. Developing a Pilot to Address Gaps for Justice Involved Providing Shelter and Treatment



Thank you