

# Update on County Initiatives to Address Homelessness and Public Safety

December 16, 2025

Jenifer Darland, Director

Office of Housing Opportunities & Homeless Solutions



# Priorities of the Office of Housing Opportunities & Homeless Solutions

Priority No. 1: Inventory existing County and partner programs addressing homeless / at-risk populations.

Priority No. 2: Describe and illustrate the homeless response system and care coordination.

Priority No. 3: Develop County and public facing communication strategies to enable individuals to understand where and how to access information and resources.



Priority No. 4: Develop a Strategic and Continuous Improvement Plan with the goal of ensuring County programming is responsive, sustainable, and equitably distributed.

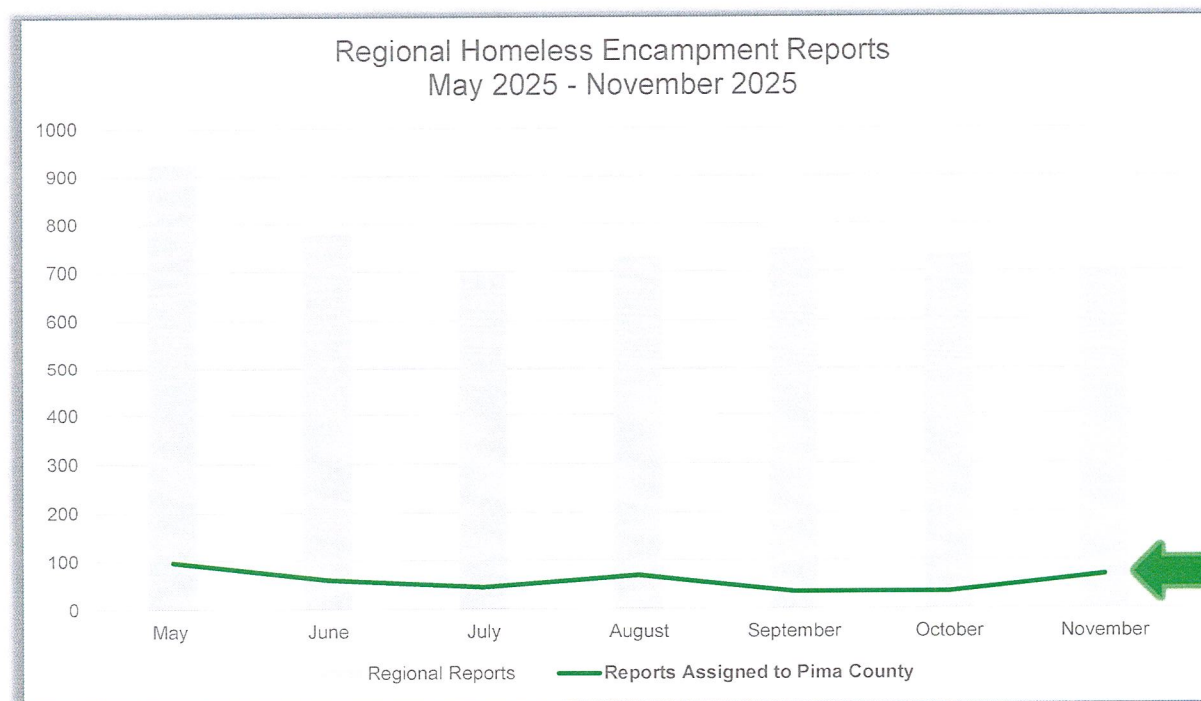


Priority No. 5: Develop means of tracking the efficacy of County assistance programs and work with departments and partner agencies and governments to develop attainable measure of success.

# Regional Encampment Metrics

*Encampments as Reported via the City / County Encampment Reporting Tool*

*May 2025 – November 2025*



	Totals to Date	Monthly Average
Reports for the Region*	5,323	760
<b>Reports Assigned to Pima County** (Unincorporated and / or on County land)</b>	<b>416</b>	<b>59</b>

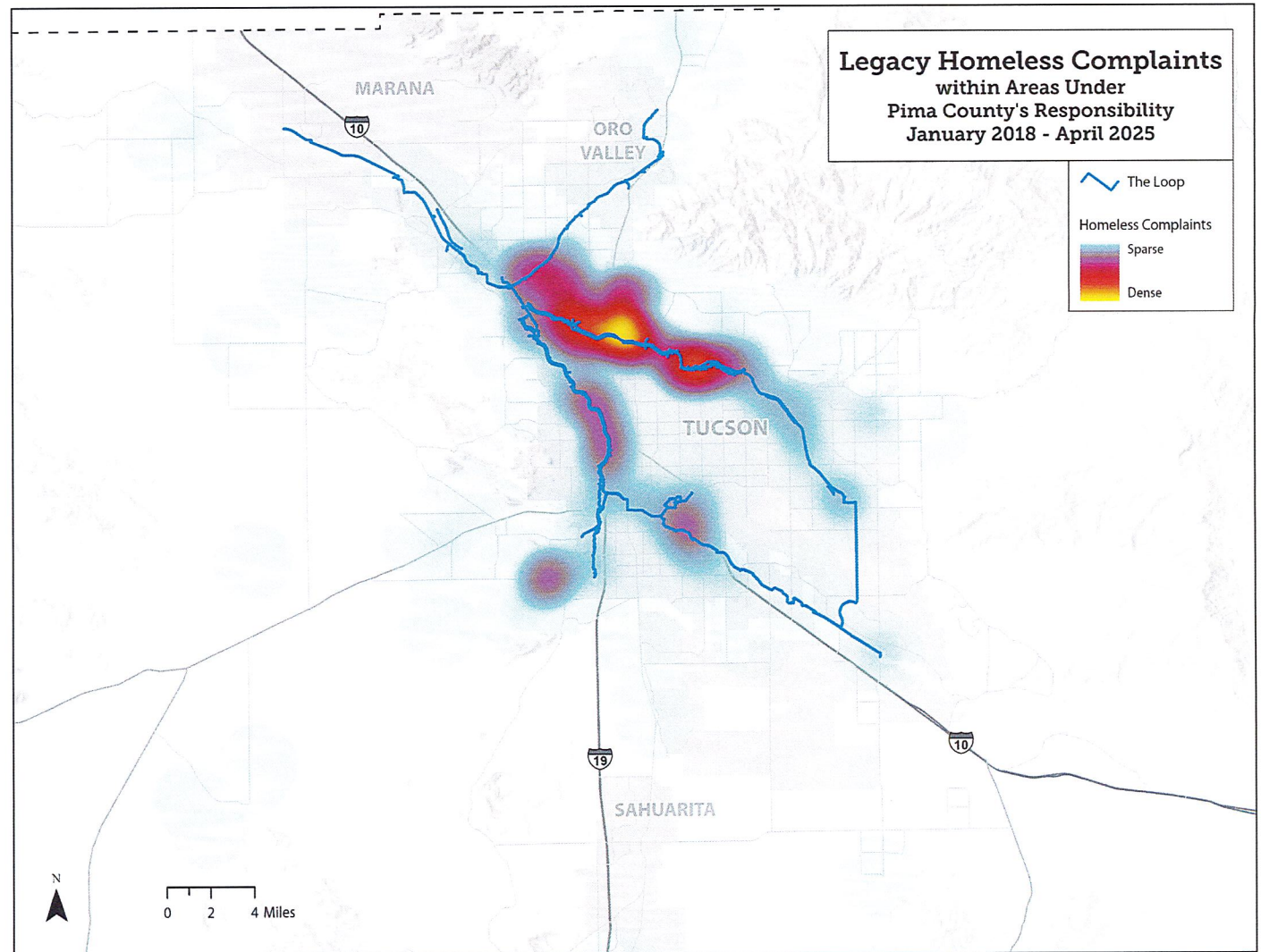
\*Data includes reports received prior to site inspection / verification.

\*\*Data may include duplicate reports, meaning sites with one or more report. Does not include encampment reports / complaints submitted directly to impacted Pima County Departments. Data may include reports for sites not under County authority.



# Pima County Encampment Data

*Historic Data as  
collected by from  
Regional Flood  
Control District*





## Key Improvements to Pima County Administrative Procedure – Encampment Protocol

*Bolsters One Pima  
Initiative Priority Area  
No. 1: “Prioritize Loop  
Safety & Cleanup”*

### Established in 2015

- AP 50.02 → **NOW AP 46.01**
- Updated for clarity and operational alignment

### Reinforces Goals

- Service Response and **safety, environmental risk, service connection**

### Operational Enhancements

- RFCD has added **2 FTEs**
- **Operations base** to strengthen regional response capabilities
- “Hot spot” vendor response within **72 business hours**

### Technology Integration








- Geographic Information System (GIS) and digital surveys for inspections and outreach



# By the Numbers: Pima County Field Inspections

*May 2025 – November 2025*

Slide represents data as collected during the initial rollout of the Site Inspection and Outreach Reports. Data only reflects encampment inspections for reports on County land.

Site Inspections & Reported Conditions		
	Verified Active Encampments	83%
	Verified Not an Encampment	17%
	Structures	207
	Evidence of Campfires	58%
	Drug Paraphernalia	
	Hazards	
	Unrelated Debris	

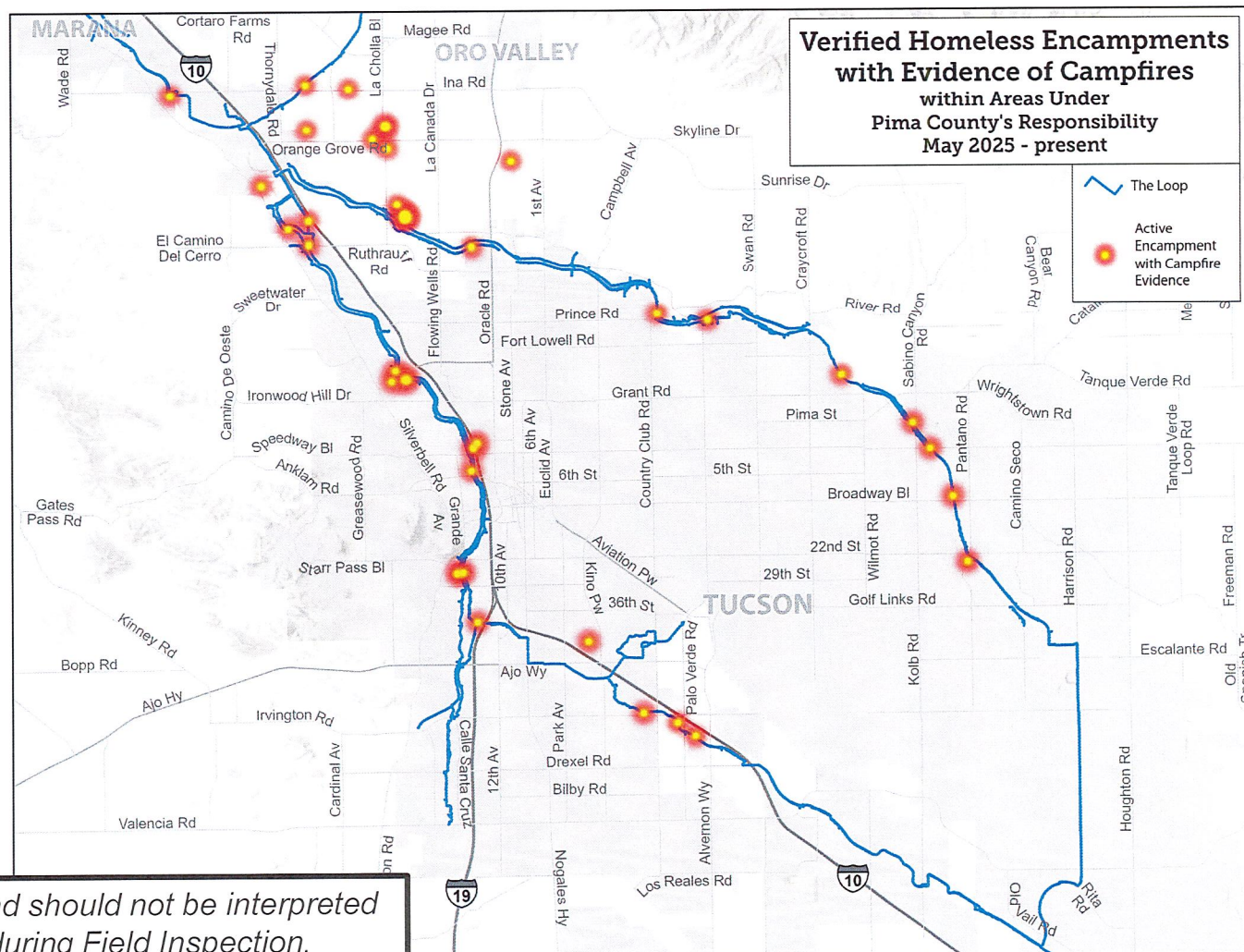


# Verified Sites: Washes & Chuck Huckelberry Loop Improvements

*One Pima Initiative  
Priority No. 1*

*May 2025 – November 2025*

*Survey findings reflect past activity and should not be interpreted  
as confirmation of an active fire during Field Inspection.*










# Pima County Homeless Outreach Data

May 2025 – November 2025

Slide represents data as collected during the initial rollout of the Site Inspection and Outreach Reports. Data only reflects encampment inspections for reports on County land.

Homeless Outreach Engagement Report		
	Total Outreach Reports	182
	Individuals Encountered*	166
	Older Persons (ages 55+)	2
	Pets	83
	Individuals Accepted Services**	33

\*Differences between total sites verified as “active” and total individuals encountered may vary based on the presence of individuals at the time of site inspection / outreach.

## Standard Service Connection\*\*

- Emergency Shelter
- Case Management
- Detox
- Document Assistance
- Medical Assistance
- Other Services as Requested



# Update on One Pima & Collaborative Efforts

## One Pima Initiative

- **Action Plan Underway – First Progress Report due to the Board February 2026**
- **Priority Areas:**
  - *Priority No. 1: Loop Safety Improvements*
  - *Priority No. 2: Strengthen Public Health & Treatment*
  - *Priority No. 3: Expand Treatment & Diversion Programs*
  - *Priority No. 4: Stabilize Housing & Prevent Homelessness*
  - *Priority No. 5: Support Impacted Neighborhoods & Small Businesses*

## Regional Planning & Collaboration

- **Regional Coordination**
  - Safe City
  - Marana, Oro Valley
- **2026 Point In Time (PIT) Count**
- **FY2025 HUD Notice of Funding Opportunity (NOFO)**

## Metro Justice Working Group

- 12.9 Working Group Principals Presentations



# Constituent Feedback

*Received via Loop Feedback Form on December 10, 2025:*

*“We ride the loop 2 – 4 times per week... We really notice and appreciate all of the ongoing work to expand and maintain the loop, keeping it safe and attractive. We are especially thankful for the cleanup of homeless camps and associated debris... We feel less nervous riding this year, and our rides are much more pleasant. Many thanks to all those involved in keeping this amazing recreational infrastructure in good condition.”*





# Questions