



PIMA COUNTY
OFFICIAL
CANVASS

PIMA COUNTY
SCHOOL DISTRICTS
SPECIAL ELECTION
NOVEMBER 07, 2017

PIMA COUNTY ELECTIONS DEPARTMENT
6550 S. COUNTRY CLUB ROAD
TUCSON, AZ 85756
TEL. 520-724-6830



ELECTIONS DEPARTMENT

PIMA COUNTY GOVERNMENT

6550 S. COUNTRY CLUB ROAD, TUCSON, AZ 85756

(520) 724-6830 FAX (520) 724-6870

November 14, 2017

In accordance with Arizona Revised Statutes, Title 16, I hereby certify the enclosed tabulation is a full, true and correct copy of the Returns of the Special Election held pursuant to Arizona Constitution, Article 7 and Arizona Revised Statutes Title 15, and 16 in and for the listed school districts, Pima County, Arizona on November 7, 2017. This tabulation includes all early ballots and verified provisional ballots cast at said election.

Flowing Wells Unified School District No. 8

Marana Unified School District No. 6

Sunnyside Unified School District No. 12

Tucson Unified School District No. 1

A handwritten signature in black ink that reads "Brad R. Nelson". The signature is written in a cursive, flowing style.

Brad R. Nelson, Director
Pima County Elections

Respectfully submitted,

CANVASS INFORMATION

PIMA COUNTY SCHOOL DISTRICTS SPECIAL ELECTION NOVEMBER 7, 2017

EARLY BALLOTS PROCESSED

126,369 Ballots Processed
126,346 Counted
23 Rejected

PROVISIONAL BALLOTS PROCESSED

0 Ballots Received
0 Ballots Verified
0 Ballot Counted
0 Ballots Unverified
0 Verified Envelopes with no ballot inside

CONDITIONAL BALLOTS PROCESSED

0 Ballots Received
0 Ballots Verified and Counted
Ballots Unverified and Uncounted

The number of ballots above are totals for the Consolidated Election which include:

City of Tucson General Election
Flowing Wells School District Election
Marana School District Election
Sunnyside School District Election
Tucson Unified School District Election
Avra Valley Fire District Special Election
Drexel Heights Fire District Special Election
Picture Rocks Fire District Special Election

October 17, 2017

The Honorable Michele Reagan
Secretary of State
State Capitol - West Wing
1700 W. Washington
Phoenix, AZ 85007

Dear Secretary Reagan:

Pima County Elections Department has completed programming for the November 7, 2017 Consolidated Election.

If you have any questions, feel free to contact me at (520) 724-6830.

Sincerely,

A handwritten signature in black ink that reads "Brad R. Nelson". The signature is written in a cursive style with a large, stylized "R" and "N".

Brad R. Nelson, Director
Pima County Division of Elections

ADDITIONAL REPORTING FORMS

Equipment, Software, Firmware, and Hash Code Certification Statement

I, Brad R. Nelson certify by affixing my signature to this document that all election equipment and firmware, as well as all election management system software to be used in the Consolidated Election to be held on November 7, 2017 IN Pima County has been certified for use by the Arizona Secretary of State and that I have compared the hash code on file with the National Institute of Science and Technology (NIST) or the Arizona Secretary of State's Office to the hash code of the election management system software to be used in this election and certify that the numbers are identical. The following is a list of the equipment, firmware, and election management system software to be used in the aforementioned election:

VOTING UNITS

Manufacturer	Model	Firmware Version
<u>Diebold Elections Systems Inc.</u>	<u>AVTSx 4.6.4.103 w/AVPM</u>	<u>BLR7-1.2.1 / WCER7-410.2.1</u>

CENTRAL COUNT UNITS

Manufacturer	Model	Firmware Version
<u>Election Systems & Software</u>	<u>DS850 Version 1.0</u>	<u>2.10.0.0</u>

ELECTION MANAGEMENT SOFTWARE

Manufacturer	Product Name	Version
<u>Election Systems & Software</u>	<u>Elections Systems & Software Voting System</u>	<u>5.2.0.0</u>



Officer in Charge of Elections Signature

October 17, 2017

Date

CERTIFICATION BY THE PIMA COUNTY ACCURACY CERTIFICATION BOARD

We, the undersigned members of the Accuracy Certification Board, having been duly appointed for the November 7, 2017 Consolidated Election held in the County of Pima, State of Arizona, on the 31st day of October, 2017 at 9:49 verify the Logic and Accuracy Test ballots as required by A.R.S. § 16-449 for use on the central count systems, adopted pursuant to the Secretary of State's Procedures Manual, do hereby certify to the Secretary of State:

1. THAT the pre-audited group of ballots, prepared pursuant to A.R.S. § 16-449, have been used to ascertain that the equipment and programs, being used in this election, correctly counted the votes cast for all offices and measures;
2. THAT the pre-vote counting test results have been compared with the predetermined correct totals for each office and ballot measure;
3. THAT the cause of any discrepancy was found and corrected; and
4. THAT the Logic and Accuracy Test programs, the Logic and Accuracy test ballots, and the Logic and Accuracy test printed output which were certified as correct by the Accuracy Certification Board were delivered into the custody of the Elections Director or the Office of the Secretary of State.

We declare under penalty of perjury under the laws of the State of Arizona that the foregoing is true and correct.

Elaine T. Linn Oct. 31. 2017
Member's Signature Date

[Signature] 10 31. 2017
Member's Signature Date

[Signature] 10.31.17
Member's Signature Date

Barbara Tallman 10-31-17
Member's Signature Date

[Signature] 10-31-17
Member's Signature Date

[Signature] 10/31/17
Member's Signature Date

CERTIFICATION BY THE PIMA COUNTY ACCURACY CERTIFICATION BOARD

We, the undersigned members of the Accuracy Certification Board, having been duly appointed for the November 7, 2017 Consolidated Election held in the County of Pima, State of Arizona, on the 10th day of October, 2017 at 10:00am verify the Logic and Accuracy Test ballots as required by A.R.S. § 16-449 for use on the accessible voting devices and systems, adopted pursuant to the Secretary of State's Procedures Manual, do hereby certify to the Secretary of State:

1. THAT the pre-audited group of ballots, prepared pursuant to A.R.S. § 16-449, have been used to ascertain that the equipment and programs, being used in this election, correctly counted the votes cast for all offices and measures;
2. THAT the pre-vote counting test results have been compared with the predetermined correct totals for each office and ballot measure;
3. THAT the cause of any discrepancy was found and corrected; and
4. THAT the Logic and Accuracy Test programs, the Logic and Accuracy test ballots, and the Logic and Accuracy test printed output which were certified as correct by the Accuracy Certification Board were delivered into the custody of the Elections Director or the Office of the Secretary of State.

We declare under penalty of perjury under the laws of the State of Arizona that the foregoing is true and correct.

R R Oll 10.10.17
Member's Signature Date

Barbara Telban 10/10/17
Member's Signature Date

Deborah Reiss 10/10/17
Member's Signature Date

Tom Qu 10/10/17
Member's Signature Date

L Schmitt 10/10/17
Member's Signature Date

Suzanne Mesick 10/10/17
Member's Signature Date

POLITICAL PARTY TEST
CERTIFICATION FORM

CENTRAL COUNT TEST

We the undersigned do hereby certify that a Test was held for the

November 7, 2017 Consolidated Election
on the

18th day of October, 2017 at 11:15am
(day) (Month) (Year) (Time)

and that the EVS System's precinct and
summary report match the printouts and the pre-audit reports.

K. Schutte 10-18-17
Member's Signature

David A. Widy 10-26-17
Member's Signature

Barbara Tallman 10-26-17
Member's Signature

Member's Signature

Elain T. Linn 10-26-17
Member's Signature

Member's Signature

POLITICAL PARTY TEST
CERTIFICATION FORM

ELECTION LOGIC AND ACCURACY
POST TEST

We the undersigned do hereby certify that a Logic and Accuracy Test was held for the

November 7, 2017 Consolidated Election

on the


13th day of November, 2017 at _____
(day) (Month) (Year) (Time)

and that EVS System's central count summary report matches the pre-audited results.

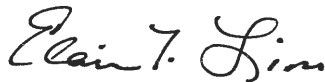
Prepared pursuant to A.R.S. § 16-445.




Member's Signature



Member's Signature



Member's Signature



Member's Signature

Member's Signature

Member's Signature

POLLING PLACES
USED FOR THE
NOVEMBER 7, 2017
SPECIAL
ELECTION

THIS WAS AN ALL MAIL ELECTION,
NO POLLING PLACES WERE USED

**WRITE-IN
INFORMATION**

**THERE WERE NO OFFICIAL
WRITE-INS FOR THIS ELECTION.**

PROPOSITION

TEXT

**FLOWING WELLS UNIFIED SCHOOL DISTRICT NO. 8
SCHOOL IMPROVEMENT BOND ELECTION- NOVEMBER 7, 2017
FULL TEXT OF THE BALLOT MEASURE**

PROPOSITION NO. 455

Shall the Flowing Wells Unified School District No. 8 of Pima County, Arizona, be allowed to issue and sell general obligation bonds in the principal amount of not to exceed \$23,990,000 to provide money for the following purposes:

- Constructing school buildings;
- Renovating school buildings;
- Purchasing pupil transportation vehicles;
- Acquiring by purchase or lease school lots;
- Improving school grounds, including adjacent ways thereto;
- Supplying school buildings with furniture, equipment and technology;
- Liquidating indebtedness incurred for the purposes set forth herein;
- Providing all utilities and other capital items necessary for the constructions and renovation of school buildings and for improving school grounds;
- Paying all architectural, design, engineering, project and construction management and other costs incurred in connection with the purposes set forth above; and
- Paying all legal, financial and other costs in connection with issuance of the bonds.

The bonds will bear interest at rates not exceeding 12% per year. Interest may be evidenced by separate certificates and will be paid on January 1 and July 1 each year until the bonds mature. The bonds, and any bonds issued to refund the District's bonds, may be sold at prices that include premiums not greater than permitted by law. The bonds may be refunded by the issuance of refunding bonds of a weighted average maturity of less than 75% of the weighted average maturity of the bonds being refunded. Bonds will be in the denominations of \$5,000 each or in multiples of \$5,000 and will mature on the first day of July in years determined by the District's governing board. The bonds shall mature over a period of not (i) less than 1 year (or a portion thereof) or (ii) more than 20 years from the date of their issuance. The issuance of these bonds will result in an annual levy of property taxes sufficient to pay the debt on the bonds.

The capital improvements that are proposed to be funded through this bond issuance are to exceed the State standards and are in addition to monies provided by the State. Flowing Wells Unified School District is proposing to issue Class B general obligation bonds totaling \$23,990,000 to fund capital improvements over and above those funded by the State. Under the Students FIRST capital funding system, Flowing Wells Unified School District is entitled to State monies for new construction and renovation of school buildings in accordance with State law.

A "YES" VOTE SHALL AUTHORIZE THE FLOWING WELLS UNIFIED SCHOOL DISTRICT NO. 8 OF PIMA COUNTY, ARIZONA GOVERNING BOARD TO ISSUE AND SELL \$23,990,000 OF SCHOOL IMPROVEMENT BONDS OF THE DISTRICT TO BE REPAYED WITH SECONDARY PROPERTY TAXES.

A "NO" VOTE SHALL NOT AUTHORIZE THE FLOWING WELLS UNIFIED SCHOOL DISTRICT NO. 8 OF PIMA COUNTY, ARIZONA GOVERNING BOARD TO ISSUE AND SELL SUCH BONDS OF THE DISTRICT.

BOND APPROVAL, YES	<input type="checkbox"/>
BOND APPROVAL, NO	<input type="checkbox"/>

At the discretion of the County elections department, the question set forth above may be presented on the actual ballot in summary form, reading substantially as follows:

A "yes" vote shall authorize the Flowing Wells Unified School District Governing Board to issue and sell \$23,990,000 of school improvement bonds.

A "no" vote shall not authorize the Flowing Wells Unified School District Governing Board to issue and sell \$23,990,000 of school improvement bonds.

**DISTRITO ESCOLAR UNIFICADO NÚM. 8 DE FLOWING WELLS
ELECCION ESPECIAL – 7 DE NOVIEMBRE DEL 2017
BOLETA DE MUESTRA**

PROPOSICIÓN NO. 455

¿Deberá permitirse al Distrito Escolar Unificado Núm. 8 de Flowing Wells del Condado de Pima, Arizona, emitir y vender bonos de obligación general por una cantidad de capital que no ha de exceder \$23,990,000 para proporcionar dinero para las siguientes finalidades:

- Construir edificios escolares;
- Renovar edificios escolares;
- Comprar vehículos de transporte de alumnos
- Adquirir lotes escolares por medio de compra o arrendamiento;
- Mejorar terrenos los escolares, incluyendo los terrenos contiguos a esos;
- Suministrar a los edificios escolares muebles, equipo y tecnología;
- Liquidar las deudas incurridas para las finalidades indicadas en este documento;
- Proporcionar todos los servicios públicos y otros conceptos de capital necesarios para la renovación de los edificios escolares y para mejorar los terrenos escolares;
- Pagar todos los costes de arquitectura, diseño, ingeniería, manejo de proyectos y obras y otros costos incurridos relacionados con los propósitos indicados anteriormente; y
- Pagar todos los costes legales, financieros y otros costes relacionados con la emisión de los bonos?

Los bonos devengarán intereses a una tasa que no excedan el 12% anual. Los intereses podrán evidenciarse mediante certificados separados y los intereses se pagarán el 1º de enero y el 1º de julio de cada año hasta que venzan los bonos. Los bonos, y cualquier bono emitido para reembolsar los bonos del Distrito, podrán ser vendidos a precios que incluyan primas no mayores que las permitidas por la ley. Los bonos podrán ser refinanciados por medio de la emisión de bonos de refinanciación con un vencimiento promedio sopesado de menos del 75% del vencimiento promedio sopesado de los bonos que son refinanciados. Los bonos se emitirán en valores de denominación de \$5,000 cada uno o en múltiplos de \$5,000 y vencerán el primero de julio de los años determinados por la junta de gobierno del Distrito. Los bonos vencerán durante un periodo de no (i) menos de 1 año (o una parte del mismo) o (ii) más de 20 años desde la fecha de su emisión. La emisión de estos bonos dará como resultado una imposición anual de impuestos sobre la propiedad suficiente para pagar la deuda de los bonos.

Las mejoras de capital que se propone sean financiadas a través de esta emisión de bonos exceden los estándares estatales y son en adición a los fondos proporcionados por el estado. El Distrito Escolar Unificado de Flowing Wells propone emitir bonos de obligación general de Clase B totalizando \$23,990,000 para financiar mejoras de capital por encima de las mejoras financiadas por el estado. De acuerdo con el sistema de financiación de capital *Students FIRST*, el Distrito Escolar Unificado de Tucson tiene derecho a fondos estatales para nueva construcción y la renovación de edificios, escolares de acuerdo con la ley estatal.

UN VOTO "SÍ" AUTORIZARÁ A LA JUNTA DE GOBIERNO DEL DISTRITO ESCOLAR UNIFICADO NÚM. 8 DE FLOWING WELLS DEL CONDADO DE PIMA, ARIZONA A EMITIR Y VENDER \$23,990,000 DE BONOS DE MEJORAS ESCOLARES DEL DISTRITO A SER PAGADOS CON IMPUESTOS SECUNDARIOS SOBRE LA PROPIEDAD

UN VOTO "NO" NO AUTORIZARÁ A LA JUNTA DE GOBIERNO DEL DISTRITO ESCOLAR UNIFICADO NÚM. 8 DE FLOWING WELLS DEL CONDADO DE PIMA, ARIZONA A EMITIR Y VENDER TALES BONOS DEL DISTRITO

APROBACIÓN DE LOS BONOS, SÍ	<input type="checkbox"/>
APROBACIÓN DE LOS BONOS, NO	<input type="checkbox"/>

A discreción del departamento de elecciones del Condado, la pregunta indicada anteriormente puede ser presentada en la boleta actual en forma resumida, diciendo básicamente lo siguiente:

Un voto "sí" autorizará a la Junta de Gobierno del Distrito Escolar Unificado de Flowing Wells a emitir y vender \$23,990,000 de bonos de mejoras escolares.

Un voto "no" no autorizará a la Junta de Gobierno del Distrito Escolar Unificado de Flowing Wells a emitir y vender \$23,990,000 de bonos de mejoras escolares.

**MARANA UNIFIED SCHOOL DISTRICT NO. 6
SPECIAL ELECTION -- NOVEMBER 7, 2017
FULL TEXT OF BALLOT MEASURE**

PROPOSITION NO. 456

Shall the Governing Board of Marana Unified School District No. 6 of Pima County, Arizona, adopt a General Maintenance and Operation Budget that includes an amount that exceeds the revenue control limit specified by statute by thirteen percent (13%) for fiscal year 2018-2019 and for the next subsequent six years thereafter? The fiscal year 2018-2019 budget override authority represents an increase of the existing budget override authority which is scheduled to phase down by one-third for fiscal year 2022-2023 and another one-third for fiscal year 2023-2024 and expire after fiscal year 2024-2025, if the voters do not approve the override.

The 2018-2019 proposed budget of the school district will exceed the alternate proposed budget of the school district by approximately \$8,688,199. The proposed increase in future years will be based on a percentage of the District's revenue control limit as provided in Section 15-481(P) of Arizona Revised Statutes for this purpose.

Any budget increase continuation authorized by this election shall be entirely funded by a levy of taxes on the taxable property in this school district for the year for which adopted and for six subsequent years, shall not be realized from monies furnished by the state and shall not be subject to the limitation on taxes specified in Article IX, Section 18, Constitution of Arizona. Based on the current net assessed valuation used for secondary property tax purposes, to fund the proposed continuation of the increase in the school district's budget would require an estimated continuation of a tax rate of \$1.0829 per one hundred dollars of assessed valuation used for secondary property tax purposes and is in addition to the school district's tax rate that will be levied to fund the school district's revenue control limit allowed by law.

BUDGET OVERRIDE CONTINUATION, YES ___

BUDGET OVERRIDE CONTINUATION, NO ___

At the discretion of the County elections department, the question set forth above may be presented on the actual ballot in summary form, reading substantially as follows:

A "yes" vote shall authorize the Marana Unified School District Governing Board to continue to extend its current authority to adopt maintenance and operation budgets which include an amount which exceeds the District's revenue control limit and resulting tax and to increase the amount it exceeds the revenue control limit from 10% to 13%.

A "no" vote shall not authorize the Marana Unified School District Governing Board to continue to extend its current authority to adopt maintenance and operation budgets which include an amount which exceeds the District's revenue control limit and resulting tax and to increase the amount it exceeds the revenue control limit from 10% to 13%.

**DISTRITO ESCOLAR UNIFICADO NÚM. 6 DE MARANA
ELECCION ESPECIAL – 7 DE NOVIEMBRE DEL 2017
BOLETA DE MUESTRA**

PROPOSICIÓN NO. 456

¿Deberá adoptar la Junta de Gobierno del Distrito Escolar Unificado Núm. 6 de Marana del Condado de Pima, Arizona, un Presupuesto General de Operaciones y Mantenimiento que incluye una cantidad que excede el límite de control de ingresos especificado por la ley en trece por ciento (13%) el año fiscal 2018-2019 y por los seis años fiscales siguientes como se describe a continuación? La autoridad de rebase del presupuesto del año fiscal 2018-2019 representa un incremento de la actual autoridad de rebase de presupuesto que está programada para reducirse en un tercia en el año fiscal 2022-2023 y otra tercia en el año fiscal 2023-2024 y se expira después del año fiscal 2024-2025, si los electores no aprueban el rebase.

La cantidad de la propuesta continuación del aumento del presupuesto del presupuesto propuesto por encima del presupuesto alternativo para el año fiscal 2018-2019 se calcula que será aproximadamente \$8,688,199. El aumento propuesto en el futuro será basado en el porcentaje del límite de control de ingresos del Distrito como se dispone en la Sección 15-481(P) de los Estatutos Enmendados de Arizona.

Cualquier aumento del presupuesto autorizado por esta elección será financiado enteramente por una imposición de impuestos sobre las propiedades sujetas a impuestos en este distrito escolar en el año adoptado y por los seis años siguientes, no será realizado con dinero proporcionado por el estado, y no estará sujeto a las limitaciones de impuestos especificadas en el artículo IX, Sección 18, de la Constitución de Arizona. Basándose en un cálculo de la valoración fiscal usada a fines de impuestos secundarios sobre la propiedad, para financiar la propuesta continuación del aumento del presupuesto del distrito escolar se requerirá una estimada continuación de unatasa de impuesto de \$1.0829 por cada cien dólares de valor impositivo usado a fines de impuestos secundarios sobre la propiedad y es en adición a la tasa de impuesto del distrito escolar que será impuesta para financiar el límite del control de ingresos del distrito escolar permitido por la ley.

CONTINUACIÓN DEL REBASE DE PRESUPUESTO, SÍ _____

CONTINUACIÓN DEL REBASE DE PRESUPUESTO, NO _____

A discreción del departamento de elecciones del Condado, la pregunta indicada anteriormente puede ser presentada en la actual boleta en forma resumida, diciendo básicamente lo siguiente:

Un voto “sí” autorizará a la Junta de Gobierno del Distrito Escolar Unificado de Marana a continuar la extensión de la actual autoridad de rebase del presupuesto de operaciones y mantenimiento y el impuesto resultante, que incluye una cantidad que excede el límite del control de ingresos del Distrito y el impuesto resultante y de incrementar la cantidad que excede el límite de control de ingresos del 10% al 13%.

Un voto “no” no autorizará a la Junta de Gobierno del Distrito Escolar Unificado de Marana a a continuar a extender la actual autoridad de adoptar presupuestos de operaciones y mantenimiento, que incluye una cantidad que excede el límite de control de impuestos del Distrito y el impuesto resultante y de incrementar la cantidad que excede el límite de control de ingresos del 10% al 13%.

**SUNNYSIDE UNIFIED SCHOOL DISTRICT NO. 12
SPECIAL ELECTION -- NOVEMBER 7, 2017
FULL TEXT OF THE BALLOT MEASURE**

PROPOSITION NO. 457

Shall the Governing Board of Sunnyside Unified School District No. 12 of Pima County, Arizona (the "School District"), adopt Maintenance and Operation Budgets which allow the school district to exceed the revenue control limit specified by law in the amount of not more than twelve percent (12%) per fiscal year for fiscal year 2018/2019 and the subsequent six (6) fiscal years thereafter?

The 2018-2019 proposed budget of the school district will exceed the alternate proposed budget of the school district by approximately \$9,475,000. The proposed increase in future years will be based on a percentage of the District's revenue control limit as provided in Section 15-481(P) of Arizona Revised Statutes for this purpose.

Any budget increase continuation authorized by this election shall be entirely funded by a levy of taxes on the taxable property in this school district for the year for which adopted and for six subsequent years, shall not be realized from monies furnished by the state and shall not be subject to the limitation on taxes specified in Article IX, Section 18, Constitution of Arizona. Based on the current net assessed valuation used for secondary property tax purposes, to fund the proposed continuation of the increase in the school district's budget would require an estimated continuation of a tax rate of \$2.2285 per one hundred dollars of assessed valuation used for secondary property tax purposes and is in addition to the school district's tax rate that will be levied to fund the school district's revenue control limit allowed by law.

BUDGET INCREASE, YES ___

BUDGET INCREASE, NO ___

At the discretion of the County elections department, the question set forth above may be presented on the actual ballot in summary form, reading substantially as follows:

A "yes" vote shall authorize the Sunnyside Unified School District Governing Board to adopt maintenance and operation budgets which include an amount which exceeds the District's revenue control limit by 12% with the resulting tax.

A "no" vote shall not authorize the Sunnyside Unified School District Governing Board to adopt maintenance and operation budgets which include an amount which exceeds the District's revenue control limit by 12% with the resulting tax.

**DISTRITO ESCOLAR UNIFICADO NÚM. 12 DE SUNNYSIDE
ELECCION ESPECIAL – 7 DE NOVIEMBRE DEL 2017
BOLETA DE MUESTRA**

PROPOSICIÓN NO. 457

¿Deberá adoptar la Junta de Gobierno del Distrito Escolar Unificado Núm. 12 de Sunnyside del Condado de Pima, Arizona, un Presupuesto General de Operaciones y Mantenimiento que incluye una cantidad que excede el límite de control de ingresos especificado por la ley en trece por ciento (12%) el año fiscal 2018-2019 y por los seis años fiscales siguientes como se describe a continuación? La autoridad de rebase del presupuesto del año fiscal 2018-2019 representa un incremento de la actual autoridad de rebase de presupuesto que está programada para reducirse en un tercia en el año fiscal 2022-2023 y otra tercia en el año fiscal 2023-2024 y se expira después del año fiscal 2024-2025, si los electores no aprueban el rebase.

La cantidad de la propuesta continuación del aumento del presupuesto del presupuesto propuesto por encima del presupuesto alternativo para el año fiscal 2018-2019 se calcula que será aproximadamente \$9,475,000. El aumento propuesto en el futuro será basado en el porcentaje del límite de control de ingresos del Distrito como se dispone en la Sección 15-481(P) de los Estatutos Enmendados de Arizona.

Cualquier aumento del presupuesto autorizado por esta elección será financiado enteramente por una imposición de impuestos sobre las propiedades sujetas a impuestos en este distrito escolar en el año adoptado y por los seis años siguientes, no será realizado con dinero proporcionado por el estado, y no estará sujeto a las limitaciones de impuestos especificadas en el artículo IX, Sección 18, de la Constitución de Arizona. Basándose en un cálculo de la valoración fiscal usada a fines de impuestos secundarios sobre la propiedad, para financiar la propuesta continuación del aumento del presupuesto del distrito escolar se requerirá una estimada continuación de unatasa de impuesto de \$2.2285 por cada cien dólares de valor impositivo usado a fines de impuestos secundarios sobre la propiedad y es en adición a la tasa de impuesto del distrito escolar que será impuesta para financiar el límite del control de ingresos del distrito escolar permitido por la ley.

CONTINUACIÓN DEL REBASE DE PRESUPUESTO, SÍ _____

CONTINUACIÓN DEL REBASE DE PRESUPUESTO, NO _____

A discreción del departamento de elecciones del Condado, la pregunta indicada anteriormente puede ser presentada en la actual boleta en forma resumida, diciendo básicamente lo siguiente:

Un voto “sí” autorizará a la Junta de Gobierno del Distrito Escolar Unificado de Sunnyside a continuar la extensión de la actual autoridad de rebase del presupuesto de operaciones y mantenimiento y el impuesto resultante, que incluye una cantidad que excede el límite del control de ingresos del Distrito y el impuesto resultante que excede el límite de control de ingresos del 12%.

Un voto “no” no autorizará a la Junta de Gobierno del Distrito Escolar Unificado de Sunnyside a continuar a extender la actual autoridad de adoptar presupuestos de operaciones y mantenimiento, que incluye una cantidad que excede el límite de control de impuestos del Distrito y el impuesto resultante y que excede el límite de control de ingresos del 12%.

**TUCSON UNIFIED SCHOOL DISTRICT NO. 1
SCHOOL IMPROVEMENT BOND ELECTION- NOVEMBER 7, 2017
FULL TEXT OF THE BALLOT MEASURE**

PROPOSITION NO. 458

Shall the Tucson Unified School District No. 1 of Pima County, Arizona, be allowed to issue and sell general obligation bonds in the principal amount of not to exceed \$180,000,000 to provide money for the following purposes:

- Constructing school buildings;
- Renovating school buildings;
- Purchasing pupil transportation vehicles;
- Acquiring by purchase or lease school lots;
- Improving school grounds, including adjacent ways thereto;
- Supplying school buildings with furniture, equipment and technology;
- Liquidating indebtedness incurred for the purposes set forth herein;
- Providing all utilities and other capital items necessary for the renovation of school buildings and for improving school grounds;
- Paying all architectural, design, engineering, project and construction management and other costs incurred in connection with the purposes set forth above; and
- Paying all legal, financial and other costs in connection with issuance of the bonds?

The bonds will bear interest at rates not exceeding 12% per year. Interest may be evidenced by separate certificates and will be paid on January 1 and July 1 each year until the bonds mature. The bonds, and any bonds issued to refund the District's bonds, may be sold at prices that include premiums not greater than permitted by law. The bonds may be refunded by the issuance of refunding bonds of a weighted average maturity of less than 75% of the weighted average maturity of the bonds being refunded. Bonds will be in the denominations of \$5,000 each or in multiples of \$5,000 and will mature on the first day of July in years determined by the District's governing board. The bonds shall mature over a period of not (i) less than 1 year (or a portion thereof) or (ii) more than 20 years from the date of their issuance. The issuance of these bonds will result in an annual levy of property taxes sufficient to pay the debt on the bonds.

The capital improvements that are proposed to be funded through this bond issuance are to exceed the State standards and are in addition to monies provided by the State. Tucson Unified School District is proposing to issue Class B general obligation bonds totaling \$180,000,000 to fund capital improvements over and above those funded by the State. Under the Students FIRST capital funding system, Tucson Unified School District is entitled to State monies for new construction and renovation of school buildings in accordance with State law.

A "YES" VOTE SHALL AUTHORIZE THE TUCSON UNIFIED SCHOOL DISTRICT NO. 1 OF PIMA COUNTY, ARIZONA GOVERNING BOARD TO ISSUE AND SELL \$180,000,000 OF SCHOOL IMPROVEMENT BONDS OF THE DISTRICT TO BE REPAYED WITH SECONDARY PROPERTY TAXES.

A "NO" VOTE SHALL NOT AUTHORIZE THE TUCSON UNIFIED SCHOOL DISTRICT NO. 1 OF PIMA COUNTY, ARIZONA GOVERNING BOARD TO ISSUE AND SELL SUCH BONDS OF THE DISTRICT.

BOND APPROVAL, YES	<input type="checkbox"/>
BOND APPROVAL, NO	<input type="checkbox"/>

At the discretion of the County elections department, the question set forth above may be presented on the actual ballot in summary form, reading substantially as follows:

A "yes" vote shall authorize the Tucson Unified School District Governing Board to issue and sell \$180,000,000 of school improvement bonds. The issuance of these bonds will result in an annual levy of property taxes sufficient to pay the debt on the bonds

A "no" vote shall not authorize the Tucson Unified School District Governing Board to issue and sell \$180,000,000 of school improvement bonds and will not result in an annual levy of property taxes sufficient to pay the debt on the bonds.

**DISTRITO ESCOLAR UNIFICADO NÚM. 1 DE TUCSON
ELECCION ESPECIAL – 7 DE NOVIEMBRE DEL 2017
BOLETA DE MUESTRA**

PROPOSICIÓN NO. 458

¿Deberá permitirse al Distrito Escolar Unificado Núm. 1 de Tucson del Condado de Pima, Arizona, emitir y vender bonos de obligación general por una cantidad de capital que no ha de exceder \$180,000,000 para proporcionar dinero para las siguientes finalidades:

- Construir edificios escolares;
- Renovar edificios escolares;
- Comprar vehículos de transporte de alumnos
- Adquirir lotes escolares por medio de compra o arrendamiento;
- Mejorar terrenos los escolares, incluyendo la propiedades contiguas;
- Suministrar a los edificios escolares muebles, equipo y tecnología;
- Liquidar las deudas incurridas para las finalidades indicadas en este documento;
- Proporcionar todos los servicios públicos y otros conceptos de capital necesarios para la renovación de los edificios escolares y para mejorar los terrenos escolares;
- Pagar todos los costes de arquitectura, diseño, ingeniería, manejo de proyectos y obras y otros costos incurridos relacionados con los propósitos indicados anteriormente; y
- Pagar todos los costes legales, financieros y otros costes relacionados con la emisión de los bonos?

Los bonos devengarán intereses a una tasa que no excedan el 12% anual. Los intereses podrán evidenciarse mediante certificados separados y los intereses se pagarán el 1º de enero y el 1º de julio de cada año hasta que venzan los bonos. Los bonos, y cualquier bono emitido para reembolsar los bonos del Distrito, podrán ser vendidos a precios que incluyan primas no mayores que las permitidas por la ley. Los bonos podrán ser refinanciados por medio de la emisión de bonos de refinanciación con un vencimiento promedio sopesado de menos del 75% del vencimiento promedio sopesado de los bonos que son refinanciados. Los bonos se emitirán en valores de denominación de \$5,000 cada uno o en múltiplos de \$5,000 y vencerán el primero de julio de los años determinados por la junta de gobierno del Distrito. Los bonos vencerán durante un periodo de no (i) menos de 1 año (o una parte del mismo) o (ii) más de 20 años desde la fecha de su emisión. La emisión de estos bonos dará como resultado una imposición anual de impuestos sobre la propiedad suficiente para pagar la deuda de los bonos.

Las mejoras de capital que se propone sean financiadas a través de esta emisión de bonos exceden los estándares estatales y son en adición a los fondos proporcionados por el estado. El Distrito Escolar Unificado de Tucson propone emitir bonos de obligación general de Clase B totalizando \$180,000,000 para financiar mejoras de capital por encima de las mejoras financiadas por el estado. De acuerdo con el sistema de financiación de capital *Students FIRST*, el Distrito Escolar Unificado de Tucson tiene derecho a fondos estatales para nueva construcción y la renovación de edificios, escolares de acuerdo con la ley estatal.

UN VOTO "SÍ" AUTORIZARÁ A LA JUNTA DE GOBIERNO DEL DISTRITO ESCOLAR UNIFICADO NÚM. 1 DE TUCSON DEL CONDADO DE PIMA, ARIZONA A EMITIR Y VENDER \$180,000,000 DE BONOS DE MEJORAS ESCOLARES DEL DISTRITO A SER PAGADOS CON IMPUESTOS SECUNDARIOS SOBRE LA PROPIEDAD

UN VOTO "NO" NO AUTORIZARÁ A LA JUNTA DE GOBIERNO DEL DISTRITO ESCOLAR UNIFICADO NÚM. 1 DE TUCSON DEL CONDADO DE PIMA, ARIZONA A EMITIR Y VENDER TALES BONOS DEL DISTRITO

APROBACIÓN DE LOS BONOS, SÍ	<input type="checkbox"/>
APROBACIÓN DE LOS BONOS, NO	<input type="checkbox"/>

A discreción del departamento de elecciones del Condado, la pregunta indicada anteriormente puede ser presentada en la boleta actual en forma resumida, diciendo básicamente lo siguiente:

Un voto "sí" autorizará a la Junta de Gobierno del Distrito Escolar Unificado de Tucson a emitir y vender \$180,000,000 de bonos de mejoras escolares.

Un voto "no" no autorizará a la Junta de Gobierno del Distrito Escolar Unificado de Tucson a emitir y vender \$180,000,000 de bonos de mejoras escolares.

ELECTION SUMMARY

RUN DATE:11/13/17 05:17 PM

VOTES PERCENT

FLOWING WELLS UNIFIED SCHOOL DISTRICT PROPOSITION 455
(VOTE FOR) 1

YES / SI.	2,486	61.57
NO.	1,552	38.43

MARANA UNIFIED SCHOOL DISTRICT PROPOSITION 456
(VOTE FOR) 1

YES / SI.	7,500	39.16
NO.	11,650	60.84

SUNNYSIDE UNIFIED SCHOOL DISTRICT PROPOSITION 457
(VOTE FOR) 1

YES / SI.	2,077	37.37
NO.	3,481	62.63

TUCSON UNIFIED SCHOOL DISTRICT PROPOSITION 458
(VOTE FOR) 1

YES / SI.	35,763	42.24
NO.	48,898	57.76

**STATEMENT OF
VOTES CAST**

PREC REPORT-GROUP DETAIL
REPORT-EL30A PAGE 3002-01

CONSOLIDATED 2017

RUN DATE:11/13/17 05:11 PM

FINAL RESULTS

3002 003

	TOTAL VOTES	%	EARLYS
REGISTERED VOTERS - TOTAL	0		
BALLOTS CAST - TOTAL.	0		0
BALLOTS CAST - BLANK.	0		0

MARANA UNIFIED SCHOOL DISTRICT
PROPOSITION 456
(VOTE FOR) 1

YES / SI.	0		0
NO.	0		0

PREC REPORT-GROUP DETAIL
REPORT-EL30A PAGE 3005-01

CONSOLIDATED 2017

FINAL RESULTS

RUN DATE:11/13/17 05:11 PM

3005 005

	TOTAL VOTES	%	EARLYS
REGISTERED VOTERS - TOTAL	3,712		
BALLOTS CAST - TOTAL.	1,208		1,208
BALLOTS CAST - BLANK.	1	.08	1
VOTER TURNOUT - TOTAL		32.54	
VOTER TURNOUT - BLANK03	

MARANA UNIFIED SCHOOL DISTRICT
PROPOSITION 456

(VOTE FOR)			
1			
YES / SI.	350	29.19	350
NO.	849	70.81	849

AVRA VALLEY FIRE DISTRICT
PROPOSITION 461

(VOTE FOR)			
1			
YES / SI.	592	52.76	592
NO.	530	47.24	530

FINAL RESULTS

RUN DATE:11/13/17 05:11 PM

3007 006

	TOTAL VOTES	%	EARLYS
REGISTERED VOTERS - TOTAL	4,630		
BALLOTS CAST - TOTAL.	1,248		1,248
BALLOTS CAST - BLANK.	1	.08	1
VOTER TURNOUT - TOTAL		26.95	
VOTER TURNOUT - BLANK02	

MARANA UNIFIED SCHOOL DISTRICT
PROPOSITION 456

(VOTE FOR) 1			
YES / SI.	589	47.27	589
NO.	657	52.73	657

PICTURE ROCKS FIRE DISTRICT
PROPOSITION 460

(VOTE FOR) 1			
YES / SI.	11	28.95	11
NO.	27	71.05	27

AVRA VALLEY FIRE DISTRICT
PROPOSITION 461

(VOTE FOR) 1			
YES / SI.	1	100.00	1
NO.	0		0

FINAL RESULTS

RUN DATE:11/13/17 05:11 PM

3010 009

	TOTAL VOTES	%	EARLYS
REGISTERED VOTERS - TOTAL	2,405		
BALLOTS CAST - TOTAL.	1,094		1,094
BALLOTS CAST - BLANK.	0		0
VOTER TURNOUT - TOTAL		45.49	
VOTER TURNOUT - BLANK			

CITY OF TUCSON
 COUNCIL MEMBER WARD 3
 (VOTE FOR) 1

DURHAM, PAUL (DEM)	472	48.07	472
WATSON, GARY L. (IND)	502	51.12	502
WRITE-IN.	8	.81	8

CITY OF TUCSON
 COUNCIL MEMBER WARD 5
 (VOTE FOR) 1

FIMBRES, RICHARD G. (DEM)	664	92.74	664
WRITE-IN.	52	7.26	52

CITY OF TUCSON
 COUNCIL MEMBER WARD 6
 (VOTE FOR) 1

KOZACHIK, STEVE (DEM)	548	52.54	548
RODRIGUEZ, MARIANO (REP)	425	40.75	425
CEASE, MIKE (GRN).	67	6.42	67
WRITE-IN.	3	.29	3

CITY OF TUCSON
 PROPOSITION 202
 (VOTE FOR) 1

YES / SI.	522	51.79	522
NO.	486	48.21	486

CITY OF TUCSON
PROPOSITION 203
(VOTE FOR) 1

YES / SI.	521	49.01	521
NO.	542	50.99	542

CITY OF TUCSON
PROPOSITION 204
(VOTE FOR) 1

YES / SI.	300	28.33	300
NO.	759	71.67	759

CITY OF TUCSON
PROPOSITION 406
(VOTE FOR) 1

YES / SI.	295	27.91	295
NO.	762	72.09	762

PREC REPORT-GROUP DETAIL
REPORT-EL30A PAGE 3010-02

CONSOLIDATED 2017

FINAL RESULTS

RUN DATE:11/13/17 05:11 PM

3010 009

TOTAL VOTES

%

EARLYS

TUCSON UNIFIED SCHOOL DISTRICT

PROPOSITION 458

(VOTE FOR) 1

YES / SI	385	36.49	385
NO.	670	63.51	670

PREC REPORT-GROUP DETAIL
REPORT-EL30A PAGE 3012-01

CONSOLIDATED 2017

FINAL RESULTS

RUN DATE:11/13/17 05:11 PM

3012 014

	TOTAL VOTES	%	EARLYS
REGISTERED VOTERS - TOTAL	3,296		
BALLOTS CAST - TOTAL.	1,018		1,018
BALLOTS CAST - BLANK.	0		0
VOTER TURNOUT - TOTAL		30.89	
VOTER TURNOUT - BLANK			

FLOWING WELLS UNIFIED SCHOOL DISTRICT
PROPOSITION 455

(VOTE FOR)	1		
YES / SI.		0	0
NO.		0	0

MARANA UNIFIED SCHOOL DISTRICT
PROPOSITION 456

(VOTE FOR)	1		
YES / SI.		457 44.89	457
NO.		561 55.11	561

PREC REPORT-GROUP DETAIL
REPORT-EL30A PAGE 3013-01

CONSOLIDATED 2017

FINAL RESULTS

RUN DATE:11/13/17 05:11 PM

3013 015

	TOTAL VOTES	%	EARLYS
REGISTERED VOTERS - TOTAL	1,429		
BALLOTS CAST - TOTAL.	388		388
BALLOTS CAST - BLANK.	0		0
VOTER TURNOUT - TOTAL		27.15	
VOTER TURNOUT - BLANK			

MARANA UNIFIED SCHOOL DISTRICT
PROPOSITION 456

(VOTE FOR) 1			
YES / SI.	156	40.21	156
NO.	232	59.79	232

FINAL RESULTS

RUN DATE:11/13/17 05:11 PM

3014 016

	TOTAL VOTES	%	EARLYS
REGISTERED VOTERS - TOTAL	3,099		
BALLOTS CAST - TOTAL.	1,388		1,388
BALLOTS CAST - BLANK.	0		0
VOTER TURNOUT - TOTAL		44.79	
VOTER TURNOUT - BLANK			

CITY OF TUCSON
 COUNCIL MEMBER WARD 3
 (VOTE FOR) 1

DURHAM, PAUL (DEM)	556	64.28	556
WATSON, GARY L. (IND)	301	34.80	301
WRITE-IN.	8	.92	8

CITY OF TUCSON
 COUNCIL MEMBER WARD 5
 (VOTE FOR) 1

FIMBRES, RICHARD G. (DEM)	672	93.99	672
WRITE-IN.	43	6.01	43

CITY OF TUCSON
 COUNCIL MEMBER WARD 6
 (VOTE FOR) 1

KOZACHIK, STEVE (DEM)	613	68.57	613
RODRIGUEZ, MARIANO (REP)	233	26.06	233
CEASE, MIKE (GRN).	45	5.03	45
WRITE-IN.	3	.34	3

CITY OF TUCSON
 PROPOSITION 202
 (VOTE FOR) 1

YES / SI.	440	51.28	440
NO.	418	48.72	418

CITY OF TUCSON
PROPOSITION 203
(VOTE FOR) 1

YES / SI.	445	49.78	445
NO.	449	50.22	449

CITY OF TUCSON
PROPOSITION 204
(VOTE FOR) 1

YES / SI.	313	34.89	313
NO.	584	65.11	584

CITY OF TUCSON
PROPOSITION 406
(VOTE FOR) 1

YES / SI.	317	35.38	317
NO.	579	64.62	579

PREC REPORT-GROUP DETAIL
REPORT-EL30A PAGE 3014-02

CONSOLIDATED 2017

FINAL RESULTS

RUN DATE:11/13/17 05:11 PM

3014 016

TOTAL VOTES

%

EARLYS

TUCSON UNIFIED SCHOOL DISTRICT

PROPOSITION 458

(VOTE FOR) 1

YES / SI	567	41.78	567
NO.	790	58.22	790

FINAL RESULTS

RUN DATE:11/13/17 05:11 PM

3015 017

	TOTAL VOTES	%	EARLYS
REGISTERED VOTERS - TOTAL	1,667		
BALLOTS CAST - TOTAL.	682		682
BALLOTS CAST - BLANK.	0		0
VOTER TURNOUT - TOTAL		40.91	
VOTER TURNOUT - BLANK			

CITY OF TUCSON
COUNCIL MEMBER WARD 3
(VOTE FOR) 1

DURHAM, PAUL (DEM)	482	75.08	482
WATSON, GARY L. (IND)	158	24.61	158
WRITE-IN.	2	.31	2

CITY OF TUCSON
COUNCIL MEMBER WARD 5
(VOTE FOR) 1

FIMBRES, RICHARD G. (DEM)	549	98.04	549
WRITE-IN.	11	1.96	11

CITY OF TUCSON
COUNCIL MEMBER WARD 6
(VOTE FOR) 1

KOZACHIK, STEVE (DEM)	491	74.06	491
RODRIGUEZ, MARIANO (REP)	109	16.44	109
CEASE, MIKE (GRN).	61	9.20	61
WRITE-IN.	2	.30	2

CITY OF TUCSON
PROPOSITION 202
(VOTE FOR) 1

YES / SI.	356	55.80	356
NO.	282	44.20	282

CITY OF TUCSON
PROPOSITION 203
(VOTE FOR) 1

YES / SI.	378	56.50	378
NO.	291	43.50	291

CITY OF TUCSON
PROPOSITION 204
(VOTE FOR) 1

YES / SI.	283	42.88	283
NO.	377	57.12	377

CITY OF TUCSON
PROPOSITION 406
(VOTE FOR) 1

YES / SI.	243	36.32	243
NO.	426	63.68	426

PREC REPORT-GROUP DETAIL
REPORT-EL30A PAGE 3015-02

CONSOLIDATED 2017

FINAL RESULTS

RUN DATE:11/13/17 05:11 PM

3015 017

	TOTAL VOTES	%	EARLYS
TUCSON UNIFIED SCHOOL DISTRICT			
PROPOSITION 458			
(VOTE FOR) 1			
YES / SI	340	50.90	340
NO.	328	49.10	328

FINAL RESULTS

RUN DATE:11/13/17 05:11 PM

3016 018

	TOTAL VOTES	%	EARLYS
REGISTERED VOTERS - TOTAL	2,243		
BALLOTS CAST - TOTAL	577		577
BALLOTS CAST - BLANK	1	.17	1
VOTER TURNOUT - TOTAL		25.72	
VOTER TURNOUT - BLANK04	

CITY OF TUCSON
COUNCIL MEMBER WARD 3
(VOTE FOR) 1

DURHAM, PAUL (DEM)	437	80.48	437
WATSON, GARY L. (IND)	102	18.78	102
WRITE-IN.	4	.74	4

CITY OF TUCSON
COUNCIL MEMBER WARD 5
(VOTE FOR) 1

FIMBRES, RICHARD G. (DEM)	485	98.38	485
WRITE-IN.	8	1.62	8

CITY OF TUCSON
COUNCIL MEMBER WARD 6
(VOTE FOR) 1

KOZACHIK, STEVE (DEM)	432	77.84	432
RODRIGUEZ, MARIANO (REP)	76	13.69	76
CEASE, MIKE (GRN).	47	8.47	47
WRITE-IN.	0		0

CITY OF TUCSON
PROPOSITION 202
(VOTE FOR) 1

YES / SI.	305	57.55	305
NO.	225	42.45	225

CITY OF TUCSON
PROPOSITION 203
(VOTE FOR) 1

YES / SI.	317	56.81	317
NO.	241	43.19	241

CITY OF TUCSON
PROPOSITION 204
(VOTE FOR) 1

YES / SI.	271	48.74	271
NO.	285	51.26	285

CITY OF TUCSON
PROPOSITION 406
(VOTE FOR) 1

YES / SI.	178	32.07	178
NO.	377	67.93	377

PREC REPORT-GROUP DETAIL
REPORT-EL30A PAGE 3016-02

CONSOLIDATED 2017

FINAL RESULTS

RUN DATE:11/13/17 05:11 PM

3016 018

	TOTAL VOTES	%	EARLYS
TUCSON UNIFIED SCHOOL DISTRICT			
PROPOSITION 458			
(VOTE FOR) 1			
YES / SI	290	52.54	290
NO.	262	47.46	262

FINAL RESULTS

RUN DATE:11/13/17 05:11 PM

3017 019

	TOTAL VOTES	%	EARLYS
REGISTERED VOTERS - TOTAL	502		
BALLOTS CAST - TOTAL	173		173
BALLOTS CAST - BLANK	0		0
VOTER TURNOUT - TOTAL		34.46	
VOTER TURNOUT - BLANK			

CITY OF TUCSON
COUNCIL MEMBER WARD 3
(VOTE FOR) 1

DURHAM, PAUL (DEM)	29	27.36	29
WATSON, GARY L. (IND)	75	70.75	75
WRITE-IN.	2	1.89	2

CITY OF TUCSON
COUNCIL MEMBER WARD 5
(VOTE FOR) 1

FIMBRES, RICHARD G. (DEM)	48	80.00	48
WRITE-IN.	12	20.00	12

CITY OF TUCSON
COUNCIL MEMBER WARD 6
(VOTE FOR) 1

KOZACHIK, STEVE (DEM)	32	29.09	32
RODRIGUEZ, MARIANO (REP)	62	56.36	62
CEASE, MIKE (GRN).	14	12.73	14
WRITE-IN.	2	1.82	2

CITY OF TUCSON
PROPOSITION 202
(VOTE FOR) 1

YES / SI.	49	44.14	49
NO.	62	55.86	62

CITY OF TUCSON
PROPOSITION 203
(VOTE FOR) 1

YES / SI.	42	36.84	42
NO.	72	63.16	72

CITY OF TUCSON
PROPOSITION 204
(VOTE FOR) 1

YES / SI.	19	16.38	19
NO.	97	83.62	97

CITY OF TUCSON
PROPOSITION 406
(VOTE FOR) 1

YES / SI.	11	9.32	11
NO.	107	90.68	107

PREC REPORT-GROUP DETAIL
REPORT-EL30A PAGE 3017-02

CONSOLIDATED 2017

FINAL RESULTS

RUN DATE:11/13/17 05:11 PM

3017 019

TOTAL VOTES

%

EARLYS

SUNNYSIDE UNIFIED SCHOOL DISTRICT

PROPOSITION 457

(VOTE FOR) 1

YES / SI.	30	18.07	30
NO.	136	81.93	136

FINAL RESULTS

RUN DATE:11/13/17 05:11 PM

3018 020

	TOTAL VOTES	%	EARLYS
REGISTERED VOTERS - TOTAL	2,773		
BALLOTS CAST - TOTAL.	591		591
BALLOTS CAST - BLANK.	0		0
VOTER TURNOUT - TOTAL		21.31	
VOTER TURNOUT - BLANK			

CITY OF TUCSON
COUNCIL MEMBER WARD 3
(VOTE FOR) 1

DURHAM, PAUL (DEM)	401	72.12	401
WATSON, GARY L. (IND)	146	26.26	146
WRITE-IN.	9	1.62	9

CITY OF TUCSON
COUNCIL MEMBER WARD 5
(VOTE FOR) 1

FIMBRES, RICHARD G. (DEM)	468	95.71	468
WRITE-IN.	21	4.29	21

CITY OF TUCSON
COUNCIL MEMBER WARD 6
(VOTE FOR) 1

KOZACHIK, STEVE (DEM)	390	69.03	390
RODRIGUEZ, MARIANO (REP)	137	24.25	137
CEASE, MIKE (GRN).	37	6.55	37
WRITE-IN.	1	.18	1

CITY OF TUCSON
PROPOSITION 202
(VOTE FOR) 1

YES / SI.	280	50.45	280
NO.	275	49.55	275

CITY OF TUCSON
PROPOSITION 203
(VOTE FOR) 1

YES / SI.	282	49.39	282
NO.	289	50.61	289

CITY OF TUCSON
PROPOSITION 204
(VOTE FOR) 1

YES / SI.	225	39.34	225
NO.	347	60.66	347

CITY OF TUCSON
PROPOSITION 406
(VOTE FOR) 1

YES / SI.	132	23.08	132
NO.	440	76.92	440

PREC REPORT-GROUP DETAIL
REPORT-EL30A PAGE 3018-02

CONSOLIDATED 2017

FINAL RESULTS

RUN DATE:11/13/17 05:11 PM

3018 020

	TOTAL VOTES	%	EARLYS
TUCSON UNIFIED SCHOOL DISTRICT			
PROPOSITION 458			
(VOTE FOR) 1			
YES / SI	225	39.40	225
NO.	346	60.60	346

PREC REPORT-GROUP DETAIL
REPORT-EL30A PAGE 3019-01

CONSOLIDATED 2017

FINAL RESULTS

RUN DATE:11/13/17 05:11 PM

3019 021

	TOTAL VOTES	%	EARLYS
REGISTERED VOTERS - TOTAL	2,785		
BALLOTS CAST - TOTAL	1,355		1,355
BALLOTS CAST - BLANK	2	.15	2
VOTER TURNOUT - TOTAL		48.65	
VOTER TURNOUT - BLANK07	

TUCSON UNIFIED SCHOOL DISTRICT
PROPOSITION 458

(VOTE FOR)			
1			
YES / SI	553	41.39	553
NO.	783	58.61	783

DREXEL HEIGHTS FIRE DISTRICT
PROPOSITION 459

(VOTE FOR)			
1			
YES / SI.	1,003	74.96	1,003
NO.	335	25.04	335

FINAL RESULTS

RUN DATE:11/13/17 05:11 PM

3020 022

	TOTAL VOTES	%	EARLYS
REGISTERED VOTERS - TOTAL	3,470		
BALLOTS CAST - TOTAL.	860		860
BALLOTS CAST - BLANK.	1	.12	1
VOTER TURNOUT - TOTAL		24.78	
VOTER TURNOUT - BLANK03	

CITY OF TUCSON
 COUNCIL MEMBER WARD 3
 (VOTE FOR) 1

DURHAM, PAUL (DEM)	379	62.96	379
WATSON, GARY L. (IND)	218	36.21	218
WRITE-IN.	5	.83	5

CITY OF TUCSON
 COUNCIL MEMBER WARD 5
 (VOTE FOR) 1

FIMBRES, RICHARD G. (DEM)	453	94.77	453
WRITE-IN.	25	5.23	25

CITY OF TUCSON
 COUNCIL MEMBER WARD 6
 (VOTE FOR) 1

KOZACHIK, STEVE (DEM)	383	61.58	383
RODRIGUEZ, MARIANO (REP)	184	29.58	184
CEASE, MIKE (GRN).	52	8.36	52
WRITE-IN.	3	.48	3

CITY OF TUCSON
 PROPOSITION 202
 (VOTE FOR) 1

YES / SI.	301	48.63	301
NO.	318	51.37	318

CITY OF TUCSON
PROPOSITION 203
(VOTE FOR) 1

YES / SI.	306	47.66	306
NO.	336	52.34	336

CITY OF TUCSON
PROPOSITION 204
(VOTE FOR) 1

YES / SI.	210	32.71	210
NO.	432	67.29	432

CITY OF TUCSON
PROPOSITION 406
(VOTE FOR) 1

YES / SI.	115	17.91	115
NO.	527	82.09	527

PREC REPORT-GROUP DETAIL
REPORT-EL30A PAGE 3020-02

CONSOLIDATED 2017

FINAL RESULTS

RUN DATE:11/13/17 05:11 PM

3020 022

	TOTAL VOTES	%	EARLYS
TUCSON UNIFIED SCHOOL DISTRICT			
PROPOSITION 458			
(VOTE FOR) 1			
YES / SI	305	36.61	305
NO.	528	63.39	528
DREXEL HEIGHTS FIRE DISTRICT			
PROPOSITION 459			
(VOTE FOR) 1			
YES / SI.	127	64.47	127
NO.	70	35.53	70

PREC REPORT-GROUP DETAIL
REPORT-EL30A PAGE 3021-01

CONSOLIDATED 2017

FINAL RESULTS

RUN DATE:11/13/17 05:11 PM

3021 023

	TOTAL VOTES	%	EARLYS
REGISTERED VOTERS - TOTAL	3,300		
BALLOTS CAST - TOTAL.	760		760
BALLOTS CAST - BLANK.	0		0
VOTER TURNOUT - TOTAL		23.03	
VOTER TURNOUT - BLANK			

TUCSON UNIFIED SCHOOL DISTRICT
PROPOSITION 458

(VOTE FOR) 1			
YES / SI	298	39.89	298
NO.	449	60.11	449

DREXEL HEIGHTS FIRE DISTRICT
PROPOSITION 459

(VOTE FOR) 1			
YES / SI.	475	63.42	475
NO.	274	36.58	274

PREC REPORT-GROUP DETAIL
REPORT-EL30A PAGE 3022-01

CONSOLIDATED 2017

FINAL RESULTS

RUN DATE:11/13/17 05:11 PM

3022 025

	TOTAL VOTES	%	EARLYS
REGISTERED VOTERS - TOTAL	2,613		
BALLOTS CAST - TOTAL.	504		504
BALLOTS CAST - BLANK.	0		0
VOTER TURNOUT - TOTAL		19.29	
VOTER TURNOUT - BLANK			

CITY OF TUCSON
COUNCIL MEMBER WARD 3
(VOTE FOR) 1

DURHAM, PAUL (DEM)	401	83.37	401
WATSON, GARY L. (IND)	79	16.42	79
WRITE-IN.	1	.21	1

CITY OF TUCSON
COUNCIL MEMBER WARD 5
(VOTE FOR) 1

FIMBRES, RICHARD G. (DEM)	438	97.99	438
WRITE-IN.	9	2.01	9

CITY OF TUCSON
COUNCIL MEMBER WARD 6
(VOTE FOR) 1

KOZACHIK, STEVE (DEM)	390	79.75	390
RODRIGUEZ, MARIANO (REP)	80	16.36	80
CEASE, MIKE (GRN).	18	3.68	18
WRITE-IN.	1	.20	1

CITY OF TUCSON
PROPOSITION 202
(VOTE FOR) 1

YES / SI.	247	54.65	247
NO.	205	45.35	205

CITY OF TUCSON
PROPOSITION 203
(VOTE FOR) 1

YES / SI.	249	50.82	249
NO.	241	49.18	241

CITY OF TUCSON
PROPOSITION 204
(VOTE FOR) 1

YES / SI.	214	43.67	214
NO.	276	56.33	276

CITY OF TUCSON
PROPOSITION 406
(VOTE FOR) 1

YES / SI.	83	16.80	83
NO.	411	83.20	411

PREC REPORT-GROUP DETAIL
REPORT-EL30A PAGE 3022-02

CONSOLIDATED 2017

FINAL RESULTS

RUN DATE:11/13/17 05:11 PM

3022 025

TOTAL VOTES

%

EARLYS

TUCSON UNIFIED SCHOOL DISTRICT

PROPOSITION 458

(VOTE FOR) 1

YES / SI	191	39.06	191
NO.	298	60.94	298

FINAL RESULTS

RUN DATE:11/13/17 05:11 PM

3023 026

	TOTAL VOTES	%	EARLYS
REGISTERED VOTERS - TOTAL	2,644		
BALLOTS CAST - TOTAL.	571		571
BALLOTS CAST - BLANK.	0		0
VOTER TURNOUT - TOTAL		21.60	
VOTER TURNOUT - BLANK			

CITY OF TUCSON
 COUNCIL MEMBER WARD 3
 (VOTE FOR) 1

DURHAM, PAUL (DEM)	434	79.78	434
WATSON, GARY L. (IND)	107	19.67	107
WRITE-IN.	3	.55	3

CITY OF TUCSON
 COUNCIL MEMBER WARD 5
 (VOTE FOR) 1

FIMBRES, RICHARD G. (DEM)	500	98.23	500
WRITE-IN.	9	1.77	9

CITY OF TUCSON
 COUNCIL MEMBER WARD 6
 (VOTE FOR) 1

KOZACHIK, STEVE (DEM)	426	77.60	426
RODRIGUEZ, MARIANO (REP)	96	17.49	96
CEASE, MIKE (GRN).	25	4.55	25
WRITE-IN.	2	.36	2

CITY OF TUCSON
 PROPOSITION 202
 (VOTE FOR) 1

YES / SI.	261	50.00	261
NO.	261	50.00	261

CITY OF TUCSON
PROPOSITION 203
(VOTE FOR) 1

YES / SI.	263	47.56	263
NO.	290	52.44	290

CITY OF TUCSON
PROPOSITION 204
(VOTE FOR) 1

YES / SI.	216	39.49	216
NO.	331	60.51	331

CITY OF TUCSON
PROPOSITION 406
(VOTE FOR) 1

YES / SI.	93	16.88	93
NO.	458	83.12	458

PREC REPORT-GROUP DETAIL
REPORT-EL30A PAGE 3023-02

CONSOLIDATED 2017

FINAL RESULTS

RUN DATE:11/13/17 05:11 PM

3023 026

TOTAL VOTES

%

EARLYS

SUNNYSIDE UNIFIED SCHOOL DISTRICT

PROPOSITION 457

(VOTE FOR) 1

YES / SI.	214	38.63	214
NO.	340	61.37	340

FINAL RESULTS

RUN DATE:11/13/17 05:11 PM

3024 028

	TOTAL VOTES	%	EARLYS
REGISTERED VOTERS - TOTAL	1,519		
BALLOTS CAST - TOTAL.	322		322
BALLOTS CAST - BLANK.	0		0
VOTER TURNOUT - TOTAL		21.20	
VOTER TURNOUT - BLANK			

CITY OF TUCSON
COUNCIL MEMBER WARD 3
(VOTE FOR) 1

DURHAM, PAUL (DEM)	235	77.05	235
WATSON, GARY L. (IND)	69	22.62	69
WRITE-IN.	1	.33	1

CITY OF TUCSON
COUNCIL MEMBER WARD 5
(VOTE FOR) 1

FIMBRES, RICHARD G. (DEM)	254	95.49	254
WRITE-IN.	12	4.51	12

CITY OF TUCSON
COUNCIL MEMBER WARD 6
(VOTE FOR) 1

KOZACHIK, STEVE (DEM)	233	74.20	233
RODRIGUEZ, MARIANO (REP)	66	21.02	66
CEASE, MIKE (GRN).	15	4.78	15
WRITE-IN.	0		0

CITY OF TUCSON
PROPOSITION 202
(VOTE FOR) 1

YES / SI.	142	48.14	142
NO.	153	51.86	153

CITY OF TUCSON
PROPOSITION 203
(VOTE FOR) 1

YES / SI.	152	49.03	152
NO.	158	50.97	158

CITY OF TUCSON
PROPOSITION 204
(VOTE FOR) 1

YES / SI.	105	33.76	105
NO.	206	66.24	206

CITY OF TUCSON
PROPOSITION 406
(VOTE FOR) 1

YES / SI.	45	14.42	45
NO.	267	85.58	267

PREC REPORT-GROUP DETAIL
REPORT-EL30A PAGE 3024-02

CONSOLIDATED 2017

FINAL RESULTS

RUN DATE:11/13/17 05:11 PM

3024 028

TOTAL VOTES

%

EARLYS

SUNNYSIDE UNIFIED SCHOOL DISTRICT

PROPOSITION 457

(VOTE FOR) 1

YES / SI.	115	36.39	115
NO.	201	63.61	201

PREC REPORT-GROUP DETAIL
REPORT-EL30A PAGE 3025-01

CONSOLIDATED 2017

RUN DATE:11/13/17 05:11 PM

FINAL RESULTS

3025 031

	TOTAL VOTES	%	EARLYS
REGISTERED VOTERS - TOTAL	1,857		
BALLOTS CAST - TOTAL.	517		517
BALLOTS CAST - BLANK.	1	.19	1
VOTER TURNOUT - TOTAL		27.84	
VOTER TURNOUT - BLANK05	

FLOWING WELLS UNIFIED SCHOOL DISTRICT
PROPOSITION 455
(VOTE FOR) 1

YES / SI.	325	62.98	325
NO.	191	37.02	191

PREC REPORT-GROUP DETAIL
REPORT-EL30A PAGE 3026-01

CONSOLIDATED 2017

FINAL RESULTS

RUN DATE:11/13/17 05:11 PM

3026 032

	TOTAL VOTES	%	EARLYS
REGISTERED VOTERS - TOTAL	4,222		
BALLOTS CAST - TOTAL.	1,273		1,273
BALLOTS CAST - BLANK.	3	.24	3
VOTER TURNOUT - TOTAL		30.15	
VOTER TURNOUT - BLANK07	

CITY OF TUCSON
COUNCIL MEMBER WARD 3
(VOTE FOR) 1

DURHAM, PAUL (DEM)	211	60.63	211
WATSON, GARY L. (IND)	135	38.79	135
WRITE-IN.	2	.57	2

CITY OF TUCSON
COUNCIL MEMBER WARD 5
(VOTE FOR) 1

FIMBRES, RICHARD G. (DEM)	245	93.87	245
WRITE-IN.	16	6.13	16

CITY OF TUCSON
COUNCIL MEMBER WARD 6
(VOTE FOR) 1

KOZACHIK, STEVE (DEM)	196	55.84	196
RODRIGUEZ, MARIANO (REP)	115	32.76	115
CEASE, MIKE (GRN).	37	10.54	37
WRITE-IN.	3	.85	3

CITY OF TUCSON
PROPOSITION 202
(VOTE FOR) 1

YES / SI.	163	47.94	163
NO.	177	52.06	177

CITY OF TUCSON
PROPOSITION 203
(VOTE FOR) 1

YES / SI.	152	42.70	152
NO.	204	57.30	204

CITY OF TUCSON
PROPOSITION 204
(VOTE FOR) 1

YES / SI.	94	26.55	94
NO.	260	73.45	260

CITY OF TUCSON
PROPOSITION 406
(VOTE FOR) 1

YES / SI.	74	20.85	74
NO.	281	79.15	281

PREC REPORT-GROUP DETAIL
REPORT-EL30A PAGE 3026-02

CONSOLIDATED 2017

FINAL RESULTS

RUN DATE:11/13/17 05:11 PM

3026 032

TOTAL VOTES

%

EARLYS

FLOWING WELLS UNIFIED SCHOOL DISTRICT

PROPOSITION 455

(VOTE FOR) 1

YES / SI.	635	66.35	635
NO.	322	33.65	322

FINAL RESULTS

RUN DATE:11/13/17 05:11 PM

3027 033

	TOTAL VOTES	%	EARLYS
REGISTERED VOTERS - TOTAL	1,928		
BALLOTS CAST - TOTAL.	725		725
BALLOTS CAST - BLANK.	0		0
VOTER TURNOUT - TOTAL		37.60	
VOTER TURNOUT - BLANK			

CITY OF TUCSON
 COUNCIL MEMBER WARD 3
 (VOTE FOR) 1

DURHAM, PAUL (DEM)	341	58.59	341
WATSON, GARY L. (IND)	236	40.55	236
WRITE-IN.	5	.86	5

CITY OF TUCSON
 COUNCIL MEMBER WARD 5
 (VOTE FOR) 1

FIMBRES, RICHARD G. (DEM)	435	96.03	435
WRITE-IN.	18	3.97	18

CITY OF TUCSON
 COUNCIL MEMBER WARD 6
 (VOTE FOR) 1

KOZACHIK, STEVE (DEM)	390	63.73	390
RODRIGUEZ, MARIANO (REP)	194	31.70	194
CEASE, MIKE (GRN).	27	4.41	27
WRITE-IN.	1	.16	1

CITY OF TUCSON
 PROPOSITION 202
 (VOTE FOR) 1

YES / SI.	346	58.05	346
NO.	250	41.95	250

CITY OF TUCSON
PROPOSITION 203
(VOTE FOR) 1

YES / SI.	344	54.69	344
NO.	285	45.31	285

CITY OF TUCSON
PROPOSITION 204
(VOTE FOR) 1

YES / SI.	237	37.86	237
NO.	389	62.14	389

CITY OF TUCSON
PROPOSITION 406
(VOTE FOR) 1

YES / SI.	253	40.48	253
NO.	372	59.52	372

PREC REPORT-GROUP DETAIL
REPORT-EL30A PAGE 3027-02

CONSOLIDATED 2017

FINAL RESULTS

RUN DATE:11/13/17 05:11 PM

3027 033

	TOTAL VOTES	%	EARLYS
TUCSON UNIFIED SCHOOL DISTRICT			
PROPOSITION 458			
(VOTE FOR) 1			
YES / SI	318	45.17	318
NO.	386	54.83	386

FINAL RESULTS

RUN DATE:11/13/17 05:11 PM

3028 034

	TOTAL VOTES	%	EARLYS
REGISTERED VOTERS - TOTAL	1,364		
BALLOTS CAST - TOTAL.	435		435
BALLOTS CAST - BLANK.	0		0
VOTER TURNOUT - TOTAL		31.89	
VOTER TURNOUT - BLANK			

CITY OF TUCSON
COUNCIL MEMBER WARD 3
(VOTE FOR) 1

DURHAM, PAUL (DEM)	237	59.10	237
WATSON, GARY L. (IND)	162	40.40	162
WRITE-IN.	2	.50	2

CITY OF TUCSON
COUNCIL MEMBER WARD 5
(VOTE FOR) 1

FIMBRES, RICHARD G. (DEM)	296	94.87	296
WRITE-IN.	16	5.13	16

CITY OF TUCSON
COUNCIL MEMBER WARD 6
(VOTE FOR) 1

KOZACHIK, STEVE (DEM)	241	58.07	241
RODRIGUEZ, MARIANO (REP)	142	34.22	142
CEASE, MIKE (GRN).	31	7.47	31
WRITE-IN.	1	.24	1

CITY OF TUCSON
PROPOSITION 202
(VOTE FOR) 1

YES / SI.	204	51.52	204
NO.	192	48.48	192

CITY OF TUCSON
PROPOSITION 203
(VOTE FOR) 1

YES / SI.	209	48.95	209
NO.	218	51.05	218

CITY OF TUCSON
PROPOSITION 204
(VOTE FOR) 1

YES / SI.	123	29.15	123
NO.	299	70.85	299

CITY OF TUCSON
PROPOSITION 406
(VOTE FOR) 1

YES / SI.	76	17.76	76
NO.	352	82.24	352

PREC REPORT-GROUP DETAIL
REPORT-EL30A PAGE 3028-02

CONSOLIDATED 2017

FINAL RESULTS

RUN DATE:11/13/17 05:11 PM

3028 034

	TOTAL VOTES	%	EARLYS
FLOWING WELLS UNIFIED SCHOOL DISTRICT			
PROPOSITION 455			
(VOTE FOR) 1			
YES / SI.	180	64.06	180
NO.	101	35.94	101

PREC REPORT-GROUP DETAIL
REPORT-EL30A PAGE 3029-01

CONSOLIDATED 2017

FINAL RESULTS

RUN DATE:11/13/17 05:11 PM

3029 035

	TOTAL VOTES	%	EARLYS
REGISTERED VOTERS - TOTAL	580		
BALLOTS CAST - TOTAL.	231		231
BALLOTS CAST - BLANK.	1	.43	1
VOTER TURNOUT - TOTAL		39.83	
VOTER TURNOUT - BLANK17	

FLOWING WELLS UNIFIED SCHOOL DISTRICT
PROPOSITION 455

(VOTE FOR) 1			
YES / SI.	24	55.81	24
NO.	19	44.19	19

MARANA UNIFIED SCHOOL DISTRICT
PROPOSITION 456

(VOTE FOR) 1			
YES / SI.	72	38.50	72
NO.	115	61.50	115

FINAL RESULTS

RUN DATE:11/13/17 05:11 PM

3030 036

	TOTAL VOTES	%	EARLYS
REGISTERED VOTERS - TOTAL	3,457		
BALLOTS CAST - TOTAL.	992		992
BALLOTS CAST - BLANK.	0		0
VOTER TURNOUT - TOTAL		28.70	
VOTER TURNOUT - BLANK			

CITY OF TUCSON
COUNCIL MEMBER WARD 3
(VOTE FOR) 1

DURHAM, PAUL (DEM)	551	59.44	551
WATSON, GARY L. (IND)	363	39.16	363
WRITE-IN.	13	1.40	13

CITY OF TUCSON
COUNCIL MEMBER WARD 5
(VOTE FOR) 1

FIMBRES, RICHARD G. (DEM)	694	93.66	694
WRITE-IN.	47	6.34	47

CITY OF TUCSON
COUNCIL MEMBER WARD 6
(VOTE FOR) 1

KOZACHIK, STEVE (DEM)	536	57.33	536
RODRIGUEZ, MARIANO (REP)	303	32.41	303
CEASE, MIKE (GRN).	92	9.84	92
WRITE-IN.	4	.43	4

CITY OF TUCSON
PROPOSITION 202
(VOTE FOR) 1

YES / SI.	448	50.00	448
NO.	448	50.00	448

CITY OF TUCSON
PROPOSITION 203
(VOTE FOR) 1

YES / SI.	457	48.16	457
NO.	492	51.84	492

CITY OF TUCSON
PROPOSITION 204
(VOTE FOR) 1

YES / SI.	305	32.07	305
NO.	646	67.93	646

CITY OF TUCSON
PROPOSITION 406
(VOTE FOR) 1

YES / SI.	170	17.84	170
NO.	783	82.16	783

PREC REPORT-GROUP DETAIL
REPORT-EL30A PAGE 3030-02

CONSOLIDATED 2017

FINAL RESULTS

RUN DATE:11/13/17 05:11 PM

3030 036

TOTAL VOTES

%

EARLYS

FLOWING WELLS UNIFIED SCHOOL DISTRICT

PROPOSITION 455

(VOTE FOR) 1

YES / SI.	348	61.38	348
NO.	219	38.62	219

FINAL RESULTS

RUN DATE:11/13/17 05:11 PM

3031 037

	TOTAL VOTES	%	EARLYS
REGISTERED VOTERS - TOTAL	1,170		
BALLOTS CAST - TOTAL.	302		302
BALLOTS CAST - BLANK.	0		0
VOTER TURNOUT - TOTAL		25.81	
VOTER TURNOUT - BLANK			

CITY OF TUCSON
COUNCIL MEMBER WARD 3
(VOTE FOR) 1

DURHAM, PAUL (DEM)	218	75.43	218
WATSON, GARY L. (IND)	70	24.22	70
WRITE-IN.	1	.35	1

CITY OF TUCSON
COUNCIL MEMBER WARD 5
(VOTE FOR) 1

FIMBRES, RICHARD G. (DEM)	258	98.10	258
WRITE-IN.	5	1.90	5

CITY OF TUCSON
COUNCIL MEMBER WARD 6
(VOTE FOR) 1

KOZACHIK, STEVE (DEM)	219	74.74	219
RODRIGUEZ, MARIANO (REP)	54	18.43	54
CEASE, MIKE (GRN).	20	6.83	20
WRITE-IN.	0		0

CITY OF TUCSON
PROPOSITION 202
(VOTE FOR) 1

YES / SI.	151	54.32	151
NO.	127	45.68	127

CITY OF TUCSON
PROPOSITION 203
(VOTE FOR) 1

YES / SI.	158	54.11	158
NO.	134	45.89	134

CITY OF TUCSON
PROPOSITION 204
(VOTE FOR) 1

YES / SI.	127	44.25	127
NO.	160	55.75	160

CITY OF TUCSON
PROPOSITION 406
(VOTE FOR) 1

YES / SI.	80	27.49	80
NO.	211	72.51	211

PREC REPORT-GROUP DETAIL
REPORT-EL30A PAGE 3031-02

CONSOLIDATED 2017

FINAL RESULTS

RUN DATE:11/13/17 05:11 PM

3031 037

TOTAL VOTES

%

EARLYS

TUCSON UNIFIED SCHOOL DISTRICT

PROPOSITION 458

(VOTE FOR) 1

YES / SI	131	45.17	131
NO.	159	54.83	159

FINAL RESULTS

RUN DATE:11/13/17 05:11 PM

3033 039

	TOTAL VOTES	%	EARLYS
REGISTERED VOTERS - TOTAL	3,162		
BALLOTS CAST - TOTAL	1,477		1,477
BALLOTS CAST - BLANK	0		0
VOTER TURNOUT - TOTAL		46.71	
VOTER TURNOUT - BLANK			

CITY OF TUCSON
COUNCIL MEMBER WARD 3
(VOTE FOR) 1

DURHAM, PAUL (DEM)	464	38.80	464
WATSON, GARY L. (IND)	720	60.20	720
WRITE-IN.	12	1.00	12

CITY OF TUCSON
COUNCIL MEMBER WARD 5
(VOTE FOR) 1

FIMBRES, RICHARD G. (DEM)	684	89.18	684
WRITE-IN.	83	10.82	83

CITY OF TUCSON
COUNCIL MEMBER WARD 6
(VOTE FOR) 1

KOZACHIK, STEVE (DEM)	552	42.86	552
RODRIGUEZ, MARIANO (REP)	677	52.56	677
CEASE, MIKE (GRN).	57	4.43	57
WRITE-IN.	2	.16	2

CITY OF TUCSON
PROPOSITION 202
(VOTE FOR) 1

YES / SI.	567	43.95	567
NO.	723	56.05	723

CITY OF TUCSON
PROPOSITION 203
(VOTE FOR) 1

YES / SI.	547	40.88	547
NO.	791	59.12	791

CITY OF TUCSON
PROPOSITION 204
(VOTE FOR) 1

YES / SI.	246	18.54	246
NO.	1,081	81.46	1,081

CITY OF TUCSON
PROPOSITION 406
(VOTE FOR) 1

YES / SI.	292	21.95	292
NO.	1,038	78.05	1,038

PREC REPORT-GROUP DETAIL
REPORT-EL30A PAGE 3033-02

CONSOLIDATED 2017

FINAL RESULTS

RUN DATE:11/13/17 05:11 PM

3033 039

TOTAL VOTES

%

EARLYS

TUCSON UNIFIED SCHOOL DISTRICT

PROPOSITION 458

(VOTE FOR) 1

YES / SI	414	29.63	414
NO.	983	70.37	983

PREC REPORT-GROUP DETAIL
REPORT-EL30A PAGE 3034-01

CONSOLIDATED 2017

RUN DATE:11/13/17 05:11 PM

FINAL RESULTS

3034 040

	TOTAL VOTES	%	EARLYS
REGISTERED VOTERS - TOTAL	2,654		
BALLOTS CAST - TOTAL.	690		690
BALLOTS CAST - BLANK.	1	.14	1
VOTER TURNOUT - TOTAL		26.00	
VOTER TURNOUT - BLANK04	

MARANA UNIFIED SCHOOL DISTRICT
PROPOSITION 456
(VOTE FOR) 1

YES / SI.	261	37.88	261
NO.	428	62.12	428

PREC REPORT-GROUP DETAIL
REPORT-EL30A PAGE 3035-01

CONSOLIDATED 2017

FINAL RESULTS

RUN DATE:11/13/17 05:11 PM

3035 041

	TOTAL VOTES	%	EARLYS
REGISTERED VOTERS - TOTAL	4,777		
BALLOTS CAST - TOTAL.	1,080		1,080
BALLOTS CAST - BLANK.	0		0
VOTER TURNOUT - TOTAL		22.61	
VOTER TURNOUT - BLANK			

TUCSON UNIFIED SCHOOL DISTRICT
PROPOSITION 458

(VOTE FOR)			
1			
YES / SI	409	38.22	409
NO.	661	61.78	661

DREXEL HEIGHTS FIRE DISTRICT
PROPOSITION 459

(VOTE FOR)			
1			
YES / SI.	715	67.77	715
NO.	340	32.23	340

FINAL RESULTS

RUN DATE:11/13/17 05:11 PM

3036 042

	TOTAL VOTES	%	EARLYS
REGISTERED VOTERS - TOTAL	3,224		
BALLOTS CAST - TOTAL.	918		918
BALLOTS CAST - BLANK.	0		0
VOTER TURNOUT - TOTAL		28.47	
VOTER TURNOUT - BLANK			

CITY OF TUCSON
COUNCIL MEMBER WARD 3
(VOTE FOR) 1

DURHAM, PAUL (DEM)	670	76.57	670
WATSON, GARY L. (IND)	198	22.63	198
WRITE-IN.	7	.80	7

CITY OF TUCSON
COUNCIL MEMBER WARD 5
(VOTE FOR) 1

FIMBRES, RICHARD G. (DEM)	720	96.90	720
WRITE-IN.	23	3.10	23

CITY OF TUCSON
COUNCIL MEMBER WARD 6
(VOTE FOR) 1

KOZACHIK, STEVE (DEM)	652	73.92	652
RODRIGUEZ, MARIANO (REP)	136	15.42	136
CEASE, MIKE (GRN).	91	10.32	91
WRITE-IN.	3	.34	3

CITY OF TUCSON
PROPOSITION 202
(VOTE FOR) 1

YES / SI.	548	64.02	548
NO.	308	35.98	308

CITY OF TUCSON
PROPOSITION 203
(VOTE FOR) 1

YES / SI.	553	62.42	553
NO.	333	37.58	333

CITY OF TUCSON
PROPOSITION 204
(VOTE FOR) 1

YES / SI.	469	52.93	469
NO.	417	47.07	417

CITY OF TUCSON
PROPOSITION 406
(VOTE FOR) 1

YES / SI.	376	42.92	376
NO.	500	57.08	500

PREC REPORT-GROUP DETAIL
REPORT-EL30A PAGE 3036-02

CONSOLIDATED 2017

FINAL RESULTS

RUN DATE:11/13/17 05:11 PM

3036 042

TOTAL VOTES

%

EARLYS

TUCSON UNIFIED SCHOOL DISTRICT

PROPOSITION 458

(VOTE FOR) 1

YES / SI	524	59.89	524
NO.	351	40.11	351

FINAL RESULTS

RUN DATE:11/13/17 05:11 PM

3037 043

	TOTAL VOTES	%	EARLYS
REGISTERED VOTERS - TOTAL	1,381		
BALLOTS CAST - TOTAL.	306		306
BALLOTS CAST - BLANK.	0		0
VOTER TURNOUT - TOTAL		22.16	
VOTER TURNOUT - BLANK			

CITY OF TUCSON
COUNCIL MEMBER WARD 3
(VOTE FOR) 1

DURHAM, PAUL (DEM)	223	77.43	223
WATSON, GARY L. (IND)	63	21.88	63
WRITE-IN.	2	.69	2

CITY OF TUCSON
COUNCIL MEMBER WARD 5
(VOTE FOR) 1

FIMBRES, RICHARD G. (DEM)	241	96.79	241
WRITE-IN.	8	3.21	8

CITY OF TUCSON
COUNCIL MEMBER WARD 6
(VOTE FOR) 1

KOZACHIK, STEVE (DEM)	194	67.13	194
RODRIGUEZ, MARIANO (REP)	58	20.07	58
CEASE, MIKE (GRN).	34	11.76	34
WRITE-IN.	3	1.04	3

CITY OF TUCSON
PROPOSITION 202
(VOTE FOR) 1

YES / SI.	155	54.96	155
NO.	127	45.04	127

CITY OF TUCSON
PROPOSITION 203
(VOTE FOR) 1

YES / SI.	166	56.66	166
NO.	127	43.34	127

CITY OF TUCSON
PROPOSITION 204
(VOTE FOR) 1

YES / SI.	149	51.38	149
NO.	141	48.62	141

CITY OF TUCSON
PROPOSITION 406
(VOTE FOR) 1

YES / SI.	88	30.45	88
NO.	201	69.55	201

PREC REPORT-GROUP DETAIL
REPORT-EL30A PAGE 3037-02

CONSOLIDATED 2017

FINAL RESULTS

RUN DATE:11/13/17 05:11 PM

3037 043

TOTAL VOTES

%

EARLYS

TUCSON UNIFIED SCHOOL DISTRICT

PROPOSITION 458

(VOTE FOR) 1

YES / SI	150	51.02	150
NO.	144	48.98	144

FINAL RESULTS

RUN DATE:11/13/17 05:11 PM

3038 044

	TOTAL VOTES	%	EARLYS
REGISTERED VOTERS - TOTAL	1,695		
BALLOTS CAST - TOTAL.	552		552
BALLOTS CAST - BLANK.	0		0
VOTER TURNOUT - TOTAL		32.57	
VOTER TURNOUT - BLANK			

CITY OF TUCSON
 COUNCIL MEMBER WARD 3
 (VOTE FOR) 1

DURHAM, PAUL (DEM)	401	77.86	401
WATSON, GARY L. (IND)	111	21.55	111
WRITE-IN.	3	.58	3

CITY OF TUCSON
 COUNCIL MEMBER WARD 5
 (VOTE FOR) 1

FIMBRES, RICHARD G. (DEM)	434	97.09	434
WRITE-IN.	13	2.91	13

CITY OF TUCSON
 COUNCIL MEMBER WARD 6
 (VOTE FOR) 1

KOZACHIK, STEVE (DEM)	404	74.95	404
RODRIGUEZ, MARIANO (REP)	76	14.10	76
CEASE, MIKE (GRN).	55	10.20	55
WRITE-IN.	4	.74	4

CITY OF TUCSON
 PROPOSITION 202
 (VOTE FOR) 1

YES / SI.	353	67.50	353
NO.	170	32.50	170

CITY OF TUCSON
PROPOSITION 203
(VOTE FOR) 1

YES / SI.	353	65.86	353
NO.	183	34.14	183

CITY OF TUCSON
PROPOSITION 204
(VOTE FOR) 1

YES / SI.	332	62.29	332
NO.	201	37.71	201

CITY OF TUCSON
PROPOSITION 406
(VOTE FOR) 1

YES / SI.	285	53.27	285
NO.	250	46.73	250

PREC REPORT-GROUP DETAIL
REPORT-EL30A PAGE 3038-02

CONSOLIDATED 2017

FINAL RESULTS

RUN DATE:11/13/17 05:11 PM

3038 044

	TOTAL VOTES	%	EARLYS
TUCSON UNIFIED SCHOOL DISTRICT			
PROPOSITION 458			
(VOTE FOR) 1			
YES / SI	368	69.57	368
NO.	161	30.43	161

PREC REPORT-GROUP DETAIL
REPORT-EL30A PAGE 3039-01

CONSOLIDATED 2017

FINAL RESULTS

RUN DATE:11/13/17 05:11 PM

3039 045

	TOTAL VOTES	%	EARLYS
REGISTERED VOTERS - TOTAL	1,482		
BALLOTS CAST - TOTAL.	593		593
BALLOTS CAST - BLANK.	0		0
VOTER TURNOUT - TOTAL		40.01	
VOTER TURNOUT - BLANK			

CITY OF TUCSON
COUNCIL MEMBER WARD 3
(VOTE FOR) 1

DURHAM, PAUL (DEM)	465	83.04	465
WATSON, GARY L. (IND)	93	16.61	93
WRITE-IN.	2	.36	2

CITY OF TUCSON
COUNCIL MEMBER WARD 5
(VOTE FOR) 1

FIMBRES, RICHARD G. (DEM)	490	96.84	490
WRITE-IN.	16	3.16	16

CITY OF TUCSON
COUNCIL MEMBER WARD 6
(VOTE FOR) 1

KOZACHIK, STEVE (DEM)	452	77.80	452
RODRIGUEZ, MARIANO (REP)	52	8.95	52
CEASE, MIKE (GRN).	77	13.25	77
WRITE-IN.	0		0

CITY OF TUCSON
PROPOSITION 202
(VOTE FOR) 1

YES / SI.	356	64.14	356
NO.	199	35.86	199

CITY OF TUCSON
PROPOSITION 203
(VOTE FOR) 1

YES / SI.	363	63.13	363
NO.	212	36.87	212

CITY OF TUCSON
PROPOSITION 204
(VOTE FOR) 1

YES / SI.	353	61.50	353
NO.	221	38.50	221

CITY OF TUCSON
PROPOSITION 406
(VOTE FOR) 1

YES / SI.	317	55.61	317
NO.	253	44.39	253

PREC REPORT-GROUP DETAIL
REPORT-EL30A PAGE 3039-02

CONSOLIDATED 2017

FINAL RESULTS

RUN DATE:11/13/17 05:11 PM

3039 045

TOTAL VOTES

%

EARLYS

TUCSON UNIFIED SCHOOL DISTRICT

PROPOSITION 458

(VOTE FOR) 1

YES / SI	405	71.05	405
NO.	165	28.95	165

FINAL RESULTS

RUN DATE:11/13/17 05:11 PM

3040 047

	TOTAL VOTES	%	EARLYS
REGISTERED VOTERS - TOTAL	3,092		
BALLOTS CAST - TOTAL.	459		459
BALLOTS CAST - BLANK.	1	.22	1
VOTER TURNOUT - TOTAL		14.84	
VOTER TURNOUT - BLANK03	

CITY OF TUCSON
 COUNCIL MEMBER WARD 3
 (VOTE FOR) 1

DURHAM, PAUL (DEM)	144	77.42	144
WATSON, GARY L. (IND)	41	22.04	41
WRITE-IN.	1	.54	1

CITY OF TUCSON
 COUNCIL MEMBER WARD 5
 (VOTE FOR) 1

FIMBRES, RICHARD G. (DEM)	167	99.40	167
WRITE-IN.	1	.60	1

CITY OF TUCSON
 COUNCIL MEMBER WARD 6
 (VOTE FOR) 1

KOZACHIK, STEVE (DEM)	143	71.86	143
RODRIGUEZ, MARIANO (REP)	47	23.62	47
CEASE, MIKE (GRN).	9	4.52	9
WRITE-IN.	0		0

CITY OF TUCSON
 PROPOSITION 202
 (VOTE FOR) 1

YES / SI.	110	58.20	110
NO.	79	41.80	79

CITY OF TUCSON
PROPOSITION 203
(VOTE FOR) 1

YES / SI.	110	55.56	110
NO.	88	44.44	88

CITY OF TUCSON
PROPOSITION 204
(VOTE FOR) 1

YES / SI.	78	39.80	78
NO.	118	60.20	118

CITY OF TUCSON
PROPOSITION 406
(VOTE FOR) 1

YES / SI.	34	17.35	34
NO.	162	82.65	162

PREC REPORT-GROUP DETAIL
REPORT-EL30A PAGE 3040-02

CONSOLIDATED 2017

FINAL RESULTS

RUN DATE:11/13/17 05:11 PM

3040 047

TOTAL VOTES

%

EARLYS

TUCSON UNIFIED SCHOOL DISTRICT

PROPOSITION 458

(VOTE FOR) 1

YES / SI	234	52.47	234
NO.	212	47.53	212

FINAL RESULTS

RUN DATE:11/13/17 05:11 PM

3041 048

	TOTAL VOTES	%	EARLYS
REGISTERED VOTERS - TOTAL	2,350		
BALLOTS CAST - TOTAL.	377		377
BALLOTS CAST - BLANK.	0		0
VOTER TURNOUT - TOTAL		16.04	
VOTER TURNOUT - BLANK			

CITY OF TUCSON
COUNCIL MEMBER WARD 3
(VOTE FOR) 1

DURHAM, PAUL (DEM)	137	64.32	137
WATSON, GARY L. (IND)	75	35.21	75
WRITE-IN.	1	.47	1

CITY OF TUCSON
COUNCIL MEMBER WARD 5
(VOTE FOR) 1

FIMBRES, RICHARD G. (DEM)	179	95.72	179
WRITE-IN.	8	4.28	8

CITY OF TUCSON
COUNCIL MEMBER WARD 6
(VOTE FOR) 1

KOZACHIK, STEVE (DEM)	135	59.47	135
RODRIGUEZ, MARIANO (REP)	77	33.92	77
CEASE, MIKE (GRN).	15	6.61	15
WRITE-IN.	0		0

CITY OF TUCSON
PROPOSITION 202
(VOTE FOR) 1

YES / SI.	108	47.79	108
NO.	118	52.21	118

CITY OF TUCSON
PROPOSITION 203
(VOTE FOR) 1

YES / SI.	110	46.41	110
NO.	127	53.59	127

CITY OF TUCSON
PROPOSITION 204
(VOTE FOR) 1

YES / SI.	72	30.64	72
NO.	163	69.36	163

CITY OF TUCSON
PROPOSITION 406
(VOTE FOR) 1

YES / SI.	37	15.81	37
NO.	197	84.19	197

PREC REPORT-GROUP DETAIL
REPORT-EL30A PAGE 3041-02

CONSOLIDATED 2017

FINAL RESULTS

RUN DATE:11/13/17 05:11 PM

3041 048

TOTAL VOTES

%

EARLYS

SUNNYSIDE UNIFIED SCHOOL DISTRICT

PROPOSITION 457

(VOTE FOR) 1

YES / SI.	132	35.58	132
NO.	239	64.42	239

FINAL RESULTS

RUN DATE:11/13/17 05:11 PM

3043 050

	TOTAL VOTES	%	EARLYS
REGISTERED VOTERS - TOTAL	2,240		
BALLOTS CAST - TOTAL.	493		493
BALLOTS CAST - BLANK.	0		0
VOTER TURNOUT - TOTAL		22.01	
VOTER TURNOUT - BLANK			

CITY OF TUCSON
COUNCIL MEMBER WARD 3
(VOTE FOR) 1

DURHAM, PAUL (DEM)	384	81.36	384
WATSON, GARY L. (IND)	80	16.95	80
WRITE-IN.	8	1.69	8

CITY OF TUCSON
COUNCIL MEMBER WARD 5
(VOTE FOR) 1

FIMBRES, RICHARD G. (DEM)	422	94.41	422
WRITE-IN.	25	5.59	25

CITY OF TUCSON
COUNCIL MEMBER WARD 6
(VOTE FOR) 1

KOZACHIK, STEVE (DEM)	353	73.39	353
RODRIGUEZ, MARIANO (REP)	98	20.37	98
CEASE, MIKE (GRN).	27	5.61	27
WRITE-IN.	3	.62	3

CITY OF TUCSON
PROPOSITION 202
(VOTE FOR) 1

YES / SI.	233	51.32	233
NO.	221	48.68	221

CITY OF TUCSON
PROPOSITION 203
(VOTE FOR) 1

YES / SI.	232	48.84	232
NO.	243	51.16	243

CITY OF TUCSON
PROPOSITION 204
(VOTE FOR) 1

YES / SI.	205	43.52	205
NO.	266	56.48	266

CITY OF TUCSON
PROPOSITION 406
(VOTE FOR) 1

YES / SI.	92	19.41	92
NO.	382	80.59	382

PREC REPORT-GROUP DETAIL
REPORT-EL30A PAGE 3043-02

CONSOLIDATED 2017

FINAL RESULTS

RUN DATE:11/13/17 05:11 PM

3043 050

TOTAL VOTES

%

EARLYS

TUCSON UNIFIED SCHOOL DISTRICT

PROPOSITION 458

(VOTE FOR) 1

YES / SI	189	39.62	189
NO.	288	60.38	288

FINAL RESULTS

RUN DATE:11/13/17 05:11 PM

3044 051

	TOTAL VOTES	%	EARLYS
REGISTERED VOTERS - TOTAL	1,748		
BALLOTS CAST - TOTAL.	305		305
BALLOTS CAST - BLANK.	0		0
VOTER TURNOUT - TOTAL		17.45	
VOTER TURNOUT - BLANK			

CITY OF TUCSON
 COUNCIL MEMBER WARD 3
 (VOTE FOR) 1

DURHAM, PAUL (DEM)	229	79.51	229
WATSON, GARY L. (IND)	59	20.49	59
WRITE-IN.	0		0

CITY OF TUCSON
 COUNCIL MEMBER WARD 5
 (VOTE FOR) 1

FIMBRES, RICHARD G. (DEM)	251	95.80	251
WRITE-IN.	11	4.20	11

CITY OF TUCSON
 COUNCIL MEMBER WARD 6
 (VOTE FOR) 1

KOZACHIK, STEVE (DEM)	209	69.44	209
RODRIGUEZ, MARIANO (REP)	81	26.91	81
CEASE, MIKE (GRN).	9	2.99	9
WRITE-IN.	2	.66	2

CITY OF TUCSON
 PROPOSITION 202
 (VOTE FOR) 1

YES / SI.	139	49.82	139
NO.	140	50.18	140

CITY OF TUCSON
PROPOSITION 203
(VOTE FOR) 1

YES / SI.	138	46.31	138
NO.	160	53.69	160

CITY OF TUCSON
PROPOSITION 204
(VOTE FOR) 1

YES / SI.	114	39.31	114
NO.	176	60.69	176

CITY OF TUCSON
PROPOSITION 406
(VOTE FOR) 1

YES / SI.	58	19.46	58
NO.	240	80.54	240

PREC REPORT-GROUP DETAIL
REPORT-EL30A PAGE 3044-02

CONSOLIDATED 2017

FINAL RESULTS

RUN DATE:11/13/17 05:11 PM

3044 051

TOTAL VOTES

%

EARLYS

SUNNYSIDE UNIFIED SCHOOL DISTRICT

PROPOSITION 457

(VOTE FOR) 1

YES / SI.	119	40.20	119
NO.	177	59.80	177

FINAL RESULTS

RUN DATE:11/13/17 05:11 PM

3045 052

	TOTAL VOTES	%	EARLYS
REGISTERED VOTERS - TOTAL	2,086		
BALLOTS CAST - TOTAL.	376		376
BALLOTS CAST - BLANK.	0		0
VOTER TURNOUT - TOTAL		18.02	
VOTER TURNOUT - BLANK			

CITY OF TUCSON
COUNCIL MEMBER WARD 3
(VOTE FOR) 1

DURHAM, PAUL (DEM)	288	79.78	288
WATSON, GARY L. (IND)	71	19.67	71
WRITE-IN.	2	.55	2

CITY OF TUCSON
COUNCIL MEMBER WARD 5
(VOTE FOR) 1

FIMBRES, RICHARD G. (DEM)	325	98.19	325
WRITE-IN.	6	1.81	6

CITY OF TUCSON
COUNCIL MEMBER WARD 6
(VOTE FOR) 1

KOZACHIK, STEVE (DEM)	282	77.26	282
RODRIGUEZ, MARIANO (REP)	63	17.26	63
CEASE, MIKE (GRN).	19	5.21	19
WRITE-IN.	1	.27	1

CITY OF TUCSON
PROPOSITION 202
(VOTE FOR) 1

YES / SI.	165	48.39	165
NO.	176	51.61	176

CITY OF TUCSON
PROPOSITION 203
(VOTE FOR) 1

YES / SI.	175	47.43	175
NO.	194	52.57	194

CITY OF TUCSON
PROPOSITION 204
(VOTE FOR) 1

YES / SI.	143	39.83	143
NO.	216	60.17	216

CITY OF TUCSON
PROPOSITION 406
(VOTE FOR) 1

YES / SI.	56	15.26	56
NO.	311	84.74	311

PREC REPORT-GROUP DETAIL
REPORT-EL30A PAGE 3045-02

CONSOLIDATED 2017

FINAL RESULTS

RUN DATE:11/13/17 05:11 PM

3045 052

TOTAL VOTES

%

EARLYS

SUNNYSIDE UNIFIED SCHOOL DISTRICT

PROPOSITION 457

(VOTE FOR) 1

YES / SI.	147	39.95	147
NO.	221	60.05	221

FINAL RESULTS

RUN DATE:11/13/17 05:11 PM

3046 053

	TOTAL VOTES	%	EARLYS
REGISTERED VOTERS - TOTAL	4,575		
BALLOTS CAST - TOTAL.	801		801
BALLOTS CAST - BLANK.	0		0
VOTER TURNOUT - TOTAL		17.51	
VOTER TURNOUT - BLANK			

CITY OF TUCSON
 COUNCIL MEMBER WARD 3
 (VOTE FOR) 1

DURHAM, PAUL (DEM)	519	69.11	519
WATSON, GARY L. (IND)	230	30.63	230
WRITE-IN.	2	.27	2

CITY OF TUCSON
 COUNCIL MEMBER WARD 5
 (VOTE FOR) 1

FIMBRES, RICHARD G. (DEM)	622	94.82	622
WRITE-IN.	34	5.18	34

CITY OF TUCSON
 COUNCIL MEMBER WARD 6
 (VOTE FOR) 1

KOZACHIK, STEVE (DEM)	498	65.18	498
RODRIGUEZ, MARIANO (REP)	209	27.36	209
CEASE, MIKE (GRN).	56	7.33	56
WRITE-IN.	1	.13	1

CITY OF TUCSON
 PROPOSITION 202
 (VOTE FOR) 1

YES / SI.	389	52.93	389
NO.	346	47.07	346

CITY OF TUCSON
PROPOSITION 203
(VOTE FOR) 1

YES / SI.	392	50.65	392
NO.	382	49.35	382

CITY OF TUCSON
PROPOSITION 204
(VOTE FOR) 1

YES / SI.	303	39.56	303
NO.	463	60.44	463

CITY OF TUCSON
PROPOSITION 406
(VOTE FOR) 1

YES / SI.	157	20.18	157
NO.	621	79.82	621

PREC REPORT-GROUP DETAIL
REPORT-EL30A PAGE 3046-02

CONSOLIDATED 2017

FINAL RESULTS

RUN DATE:11/13/17 05:11 PM

3046 053

	TOTAL VOTES	%	EARLYS
SUNNYSIDE UNIFIED SCHOOL DISTRICT			
PROPOSITION 457			
(VOTE FOR) 1			
YES / SI.	313	40.34	313
NO.	463	59.66	463

FINAL RESULTS

RUN DATE:11/13/17 05:11 PM

3047 054

	TOTAL VOTES	%	EARLYS
REGISTERED VOTERS - TOTAL	4,780		
BALLOTS CAST - TOTAL.	898		898
BALLOTS CAST - BLANK.	0		0
VOTER TURNOUT - TOTAL		18.79	
VOTER TURNOUT - BLANK			

CITY OF TUCSON
 COUNCIL MEMBER WARD 3
 (VOTE FOR) 1

DURHAM, PAUL (DEM)	134	48.03	134
WATSON, GARY L. (IND)	143	51.25	143
WRITE-IN.	2	.72	2

CITY OF TUCSON
 COUNCIL MEMBER WARD 5
 (VOTE FOR) 1

FIMBRES, RICHARD G. (DEM)	181	87.44	181
WRITE-IN.	26	12.56	26

CITY OF TUCSON
 COUNCIL MEMBER WARD 6
 (VOTE FOR) 1

KOZACHIK, STEVE (DEM)	147	52.13	147
RODRIGUEZ, MARIANO (REP)	116	41.13	116
CEASE, MIKE (GRN).	19	6.74	19
WRITE-IN.	0		0

CITY OF TUCSON
 PROPOSITION 202
 (VOTE FOR) 1

YES / SI.	144	50.17	144
NO.	143	49.83	143

CITY OF TUCSON
PROPOSITION 203
(VOTE FOR) 1

YES / SI.	138	46.62	138
NO.	158	53.38	158

CITY OF TUCSON
PROPOSITION 204
(VOTE FOR) 1

YES / SI.	89	30.27	89
NO.	205	69.73	205

CITY OF TUCSON
PROPOSITION 406
(VOTE FOR) 1

YES / SI.	54	18.37	54
NO.	240	81.63	240

PREC REPORT-GROUP DETAIL
REPORT-EL30A PAGE 3047-02

CONSOLIDATED 2017

FINAL RESULTS

RUN DATE:11/13/17 05:11 PM

3047 054

	TOTAL VOTES	%	EARLYS
SUNNYSIDE UNIFIED SCHOOL DISTRICT			
PROPOSITION 457			
(VOTE FOR) 1			
YES / SI.	288	32.32	288
NO.	603	67.68	603

PREC REPORT-GROUP DETAIL
REPORT-EL30A PAGE 3051-01

CONSOLIDATED 2017

FINAL RESULTS

RUN DATE:11/13/17 05:11 PM

3051 058

	TOTAL VOTES	%	EARLYS
REGISTERED VOTERS - TOTAL	2,555		
BALLOTS CAST - TOTAL.	770		770
BALLOTS CAST - BLANK.	0		0
VOTER TURNOUT - TOTAL		30.14	
VOTER TURNOUT - BLANK			

CITY OF TUCSON
COUNCIL MEMBER WARD 3
(VOTE FOR) 1

DURHAM, PAUL (DEM)	486	66.67	486
WATSON, GARY L. (IND)	236	32.37	236
WRITE-IN.	7	.96	7

CITY OF TUCSON
COUNCIL MEMBER WARD 5
(VOTE FOR) 1

FIMBRES, RICHARD G. (DEM)	562	96.40	562
WRITE-IN.	21	3.60	21

CITY OF TUCSON
COUNCIL MEMBER WARD 6
(VOTE FOR) 1

KOZACHIK, STEVE (DEM)	482	66.12	482
RODRIGUEZ, MARIANO (REP)	166	22.77	166
CEASE, MIKE (GRN).	78	10.70	78
WRITE-IN.	3	.41	3

CITY OF TUCSON
PROPOSITION 202
(VOTE FOR) 1

YES / SI.	401	56.24	401
NO.	312	43.76	312

CITY OF TUCSON
PROPOSITION 203
(VOTE FOR) 1

YES / SI.	407	54.48	407
NO.	340	45.52	340

CITY OF TUCSON
PROPOSITION 204
(VOTE FOR) 1

YES / SI.	333	44.46	333
NO.	416	55.54	416

CITY OF TUCSON
PROPOSITION 406
(VOTE FOR) 1

YES / SI.	270	36.19	270
NO.	476	63.81	476

PREC REPORT-GROUP DETAIL
REPORT-EL30A PAGE 3051-02

CONSOLIDATED 2017

FINAL RESULTS

RUN DATE:11/13/17 05:11 PM

3051 058

TOTAL VOTES

%

EARLYS

TUCSON UNIFIED SCHOOL DISTRICT

PROPOSITION 458

(VOTE FOR) 1

YES / SI 0

0

NO. 0

0

FINAL RESULTS

RUN DATE:11/13/17 05:11 PM

3052 059

	TOTAL VOTES	%	EARLYS
REGISTERED VOTERS - TOTAL	1,720		
BALLOTS CAST - TOTAL.	335		335
BALLOTS CAST - BLANK.	0		0
VOTER TURNOUT - TOTAL		19.48	
VOTER TURNOUT - BLANK			

CITY OF TUCSON
 COUNCIL MEMBER WARD 3
 (VOTE FOR) 1

DURHAM, PAUL (DEM)	189	60.58	189
WATSON, GARY L. (IND)	118	37.82	118
WRITE-IN.	5	1.60	5

CITY OF TUCSON
 COUNCIL MEMBER WARD 5
 (VOTE FOR) 1

FIMBRES, RICHARD G. (DEM)	238	94.44	238
WRITE-IN.	14	5.56	14

CITY OF TUCSON
 COUNCIL MEMBER WARD 6
 (VOTE FOR) 1

KOZACHIK, STEVE (DEM)	190	59.19	190
RODRIGUEZ, MARIANO (REP)	114	35.51	114
CEASE, MIKE (GRN).	14	4.36	14
WRITE-IN.	3	.93	3

CITY OF TUCSON
 PROPOSITION 202
 (VOTE FOR) 1

YES / SI.	160	51.61	160
NO.	150	48.39	150

CITY OF TUCSON
PROPOSITION 203
(VOTE FOR) 1

YES / SI.	157	47.72	157
NO.	172	52.28	172

CITY OF TUCSON
PROPOSITION 204
(VOTE FOR) 1

YES / SI.	100	30.49	100
NO.	228	69.51	228

CITY OF TUCSON
PROPOSITION 406
(VOTE FOR) 1

YES / SI.	55	16.87	55
NO.	271	83.13	271

PREC REPORT-GROUP DETAIL
REPORT-EL30A PAGE 3052-02

CONSOLIDATED 2017

FINAL RESULTS

RUN DATE:11/13/17 05:11 PM

3052 059

	TOTAL VOTES	%	EARLYS
TUCSON UNIFIED SCHOOL DISTRICT			
PROPOSITION 458			
(VOTE FOR) 1			
YES / SI	112	34.36	112
NO.	214	65.64	214

PREC REPORT-GROUP DETAIL
REPORT-EL30A PAGE 3053-01

CONSOLIDATED 2017

FINAL RESULTS

RUN DATE:11/13/17 05:11 PM

3053 061

	TOTAL VOTES	%	EARLYS
REGISTERED VOTERS - TOTAL	1,154		
BALLOTS CAST - TOTAL.	549		549
BALLOTS CAST - BLANK.	0		0
VOTER TURNOUT - TOTAL		47.57	
VOTER TURNOUT - BLANK			

CITY OF TUCSON
COUNCIL MEMBER WARD 3
(VOTE FOR) 1

DURHAM, PAUL (DEM)	0		0
WATSON, GARY L. (IND)	0		0
WRITE-IN.	0		0

CITY OF TUCSON
COUNCIL MEMBER WARD 5
(VOTE FOR) 1

FIMBRES, RICHARD G. (DEM)	0		0
WRITE-IN.	0		0

CITY OF TUCSON
COUNCIL MEMBER WARD 6
(VOTE FOR) 1

KOZACHIK, STEVE (DEM)	0		0
RODRIGUEZ, MARIANO (REP)	0		0
CEASE, MIKE (GRN).	0		0
WRITE-IN.	0		0

CITY OF TUCSON
PROPOSITION 202
(VOTE FOR) 1

YES / SI.	0	0
NO.	0	0

CITY OF TUCSON
PROPOSITION 203
(VOTE FOR) 1

YES / SI.	0	0
NO.	0	0

CITY OF TUCSON
PROPOSITION 204
(VOTE FOR) 1

YES / SI.	0	0
NO.	0	0

CITY OF TUCSON
PROPOSITION 406
(VOTE FOR) 1

YES / SI.	0	0
NO.	0	0

PREC REPORT-GROUP DETAIL
REPORT-EL30A PAGE 3053-02

CONSOLIDATED 2017

FINAL RESULTS

RUN DATE:11/13/17 05:11 PM

3053 061

	TOTAL VOTES	%	EARLYS
TUCSON UNIFIED SCHOOL DISTRICT			
PROPOSITION 458			
(VOTE FOR) 1			
YES / SI	260	47.36	260
NO.	289	52.64	289

FINAL RESULTS

RUN DATE:11/13/17 05:11 PM

3054 062

	TOTAL VOTES	%	EARLYS
REGISTERED VOTERS - TOTAL	1,489		
BALLOTS CAST - TOTAL.	303		303
BALLOTS CAST - BLANK.	0		0
VOTER TURNOUT - TOTAL		20.35	
VOTER TURNOUT - BLANK			

CITY OF TUCSON
 COUNCIL MEMBER WARD 3
 (VOTE FOR) 1

DURHAM, PAUL (DEM)	192	68.82	192
WATSON, GARY L. (IND)	81	29.03	81
WRITE-IN.	6	2.15	6

CITY OF TUCSON
 COUNCIL MEMBER WARD 5
 (VOTE FOR) 1

FIMBRES, RICHARD G. (DEM)	218	92.37	218
WRITE-IN.	18	7.63	18

CITY OF TUCSON
 COUNCIL MEMBER WARD 6
 (VOTE FOR) 1

KOZACHIK, STEVE (DEM)	206	71.78	206
RODRIGUEZ, MARIANO (REP)	43	14.98	43
CEASE, MIKE (GRN).	36	12.54	36
WRITE-IN.	2	.70	2

CITY OF TUCSON
 PROPOSITION 202
 (VOTE FOR) 1

YES / SI.	183	63.99	183
NO.	103	36.01	103

CITY OF TUCSON
PROPOSITION 203
(VOTE FOR) 1

YES / SI.	186	62.84	186
NO.	110	37.16	110

CITY OF TUCSON
PROPOSITION 204
(VOTE FOR) 1

YES / SI.	168	58.95	168
NO.	117	41.05	117

CITY OF TUCSON
PROPOSITION 406
(VOTE FOR) 1

YES / SI.	130	44.98	130
NO.	159	55.02	159

PREC REPORT-GROUP DETAIL
REPORT-EL30A PAGE 3054-02

CONSOLIDATED 2017

FINAL RESULTS

RUN DATE:11/13/17 05:11 PM

3054 062

	TOTAL VOTES	%	EARLYS
TUCSON UNIFIED SCHOOL DISTRICT			
PROPOSITION 458			
(VOTE FOR) 1			
YES / SI	184	63.23	184
NO.	107	36.77	107

FINAL RESULTS

RUN DATE:11/13/17 05:11 PM

3055 063

	TOTAL VOTES	%	EARLYS
REGISTERED VOTERS - TOTAL	1,304		
BALLOTS CAST - TOTAL.	681		681
BALLOTS CAST - BLANK.	0		0
VOTER TURNOUT - TOTAL		52.22	
VOTER TURNOUT - BLANK			

CITY OF TUCSON
COUNCIL MEMBER WARD 3
(VOTE FOR) 1

DURHAM, PAUL (DEM)	466	75.04	466
WATSON, GARY L. (IND)	151	24.32	151
WRITE-IN.	4	.64	4

CITY OF TUCSON
COUNCIL MEMBER WARD 5
(VOTE FOR) 1

FIMBRES, RICHARD G. (DEM)	520	97.20	520
WRITE-IN.	15	2.80	15

CITY OF TUCSON
COUNCIL MEMBER WARD 6
(VOTE FOR) 1

KOZACHIK, STEVE (DEM)	514	76.49	514
RODRIGUEZ, MARIANO (REP)	122	18.15	122
CEASE, MIKE (GRN).	35	5.21	35
WRITE-IN.	1	.15	1

CITY OF TUCSON
PROPOSITION 202
(VOTE FOR) 1

YES / SI.	433	68.19	433
NO.	202	31.81	202

CITY OF TUCSON
PROPOSITION 203
(VOTE FOR) 1

YES / SI.	434	66.06	434
NO.	223	33.94	223

CITY OF TUCSON
PROPOSITION 204
(VOTE FOR) 1

YES / SI.	331	50.92	331
NO.	319	49.08	319

CITY OF TUCSON
PROPOSITION 406
(VOTE FOR) 1

YES / SI.	366	55.79	366
NO.	290	44.21	290

PREC REPORT-GROUP DETAIL
REPORT-EL30A PAGE 3055-02

CONSOLIDATED 2017

FINAL RESULTS

RUN DATE:11/13/17 05:11 PM

3055 063

TOTAL VOTES

%

EARLYS

TUCSON UNIFIED SCHOOL DISTRICT

PROPOSITION 458

(VOTE FOR) 1

YES / SI	412	63.00	412
NO.	242	37.00	242

FINAL RESULTS

RUN DATE:11/13/17 05:11 PM

3056 064

	TOTAL VOTES	%	EARLYS
REGISTERED VOTERS - TOTAL	2,118		
BALLOTS CAST - TOTAL.	359		359
BALLOTS CAST - BLANK.	0		0
VOTER TURNOUT - TOTAL		16.95	
VOTER TURNOUT - BLANK			

CITY OF TUCSON
COUNCIL MEMBER WARD 3
(VOTE FOR) 1

DURHAM, PAUL (DEM)	260	76.92	260
WATSON, GARY L. (IND)	77	22.78	77
WRITE-IN.	1	.30	1

CITY OF TUCSON
COUNCIL MEMBER WARD 5
(VOTE FOR) 1

FIMBRES, RICHARD G. (DEM)	303	97.12	303
WRITE-IN.	9	2.88	9

CITY OF TUCSON
COUNCIL MEMBER WARD 6
(VOTE FOR) 1

KOZACHIK, STEVE (DEM)	254	73.41	254
RODRIGUEZ, MARIANO (REP)	59	17.05	59
CEASE, MIKE (GRN).	33	9.54	33
WRITE-IN.	0		0

CITY OF TUCSON
PROPOSITION 202
(VOTE FOR) 1

YES / SI.	178	55.11	178
NO.	145	44.89	145

CITY OF TUCSON
PROPOSITION 203
(VOTE FOR) 1

YES / SI.	191	55.20	191
NO.	155	44.80	155

CITY OF TUCSON
PROPOSITION 204
(VOTE FOR) 1

YES / SI.	171	50.00	171
NO.	171	50.00	171

CITY OF TUCSON
PROPOSITION 406
(VOTE FOR) 1

YES / SI.	70	20.35	70
NO.	274	79.65	274

PREC REPORT-GROUP DETAIL
REPORT-EL30A PAGE 3056-02

CONSOLIDATED 2017

FINAL RESULTS

RUN DATE:11/13/17 05:11 PM

3056 064

TOTAL VOTES

%

EARLYS

TUCSON UNIFIED SCHOOL DISTRICT

PROPOSITION 458

(VOTE FOR) 1

YES / SI	169	49.27	169
NO.	174	50.73	174

FINAL RESULTS

RUN DATE:11/13/17 05:11 PM

3057 066

	TOTAL VOTES	%	EARLYS
REGISTERED VOTERS - TOTAL	2,597		
BALLOTS CAST - TOTAL.	430		430
BALLOTS CAST - BLANK.	1	.23	1
VOTER TURNOUT - TOTAL		16.56	
VOTER TURNOUT - BLANK04	

CITY OF TUCSON
COUNCIL MEMBER WARD 3
(VOTE FOR) 1

DURHAM, PAUL (DEM)	295	75.84	295
WATSON, GARY L. (IND)	88	22.62	88
WRITE-IN.	6	1.54	6

CITY OF TUCSON
COUNCIL MEMBER WARD 5
(VOTE FOR) 1

FIMBRES, RICHARD G. (DEM)	328	96.19	328
WRITE-IN.	13	3.81	13

CITY OF TUCSON
COUNCIL MEMBER WARD 6
(VOTE FOR) 1

KOZACHIK, STEVE (DEM)	295	73.02	295
RODRIGUEZ, MARIANO (REP)	80	19.80	80
CEASE, MIKE (GRN).	27	6.68	27
WRITE-IN.	2	.50	2

CITY OF TUCSON
PROPOSITION 202
(VOTE FOR) 1

YES / SI.	191	49.48	191
NO.	195	50.52	195

CITY OF TUCSON
PROPOSITION 203
(VOTE FOR) 1

YES / SI.	198	48.77	198
NO.	208	51.23	208

CITY OF TUCSON
PROPOSITION 204
(VOTE FOR) 1

YES / SI.	157	38.29	157
NO.	253	61.71	253

CITY OF TUCSON
PROPOSITION 406
(VOTE FOR) 1

YES / SI.	82	20.20	82
NO.	324	79.80	324

PREC REPORT-GROUP DETAIL
REPORT-EL30A PAGE 3057-02

CONSOLIDATED 2017

FINAL RESULTS

RUN DATE:11/13/17 05:11 PM

3057 066

	TOTAL VOTES	%	EARLYS
TUCSON UNIFIED SCHOOL DISTRICT			
PROPOSITION 458			
(VOTE FOR) 1			
YES / SI	142	34.72	142
NO.	267	65.28	267

PREC REPORT-GROUP DETAIL
REPORT-EL30A PAGE 3058-01

CONSOLIDATED 2017

FINAL RESULTS

RUN DATE:11/13/17 05:11 PM

3058 067

	TOTAL VOTES	%	EARLYS
REGISTERED VOTERS - TOTAL	2,248		
BALLOTS CAST - TOTAL.	673		673
BALLOTS CAST - BLANK.	0		0
VOTER TURNOUT - TOTAL		29.94	
VOTER TURNOUT - BLANK			

CITY OF TUCSON
COUNCIL MEMBER WARD 3
(VOTE FOR) 1

DURHAM, PAUL (DEM)	381	63.39	381
WATSON, GARY L. (IND)	207	34.44	207
WRITE-IN.	13	2.16	13

CITY OF TUCSON
COUNCIL MEMBER WARD 5
(VOTE FOR) 1

FIMBRES, RICHARD G. (DEM)	471	95.54	471
WRITE-IN.	22	4.46	22

CITY OF TUCSON
COUNCIL MEMBER WARD 6
(VOTE FOR) 1

KOZACHIK, STEVE (DEM)	399	65.09	399
RODRIGUEZ, MARIANO (REP)	158	25.77	158
CEASE, MIKE (GRN).	53	8.65	53
WRITE-IN.	3	.49	3

CITY OF TUCSON
PROPOSITION 202
(VOTE FOR) 1

YES / SI.	337	55.98	337
NO.	265	44.02	265

CITY OF TUCSON
PROPOSITION 203
(VOTE FOR) 1

YES / SI.	334	53.44	334
NO.	291	46.56	291

CITY OF TUCSON
PROPOSITION 204
(VOTE FOR) 1

YES / SI.	244	39.35	244
NO.	376	60.65	376

CITY OF TUCSON
PROPOSITION 406
(VOTE FOR) 1

YES / SI.	166	26.69	166
NO.	456	73.31	456

PREC REPORT-GROUP DETAIL
REPORT-EL30A PAGE 3058-02

CONSOLIDATED 2017

FINAL RESULTS

RUN DATE:11/13/17 05:11 PM

3058 067

	TOTAL VOTES	%	EARLYS
TUCSON UNIFIED SCHOOL DISTRICT			
PROPOSITION 458			
(VOTE FOR) 1			
YES / SI	329	51.17	329
NO.	314	48.83	314

FINAL RESULTS

RUN DATE:11/13/17 05:11 PM

3059 068

	TOTAL VOTES	%	EARLYS
REGISTERED VOTERS - TOTAL	2,136		
BALLOTS CAST - TOTAL.	966		966
BALLOTS CAST - BLANK.	0		0
VOTER TURNOUT - TOTAL		45.22	
VOTER TURNOUT - BLANK			

CITY OF TUCSON
 COUNCIL MEMBER WARD 3
 (VOTE FOR) 1

DURHAM, PAUL (DEM)	607	66.27	607
WATSON, GARY L. (IND)	305	33.30	305
WRITE-IN.	4	.44	4

CITY OF TUCSON
 COUNCIL MEMBER WARD 5
 (VOTE FOR) 1

FIMBRES, RICHARD G. (DEM)	712	96.48	712
WRITE-IN.	26	3.52	26

CITY OF TUCSON
 COUNCIL MEMBER WARD 6
 (VOTE FOR) 1

KOZACHIK, STEVE (DEM)	670	72.35	670
RODRIGUEZ, MARIANO (REP)	199	21.49	199
CEASE, MIKE (GRN).	56	6.05	56
WRITE-IN.	1	.11	1

CITY OF TUCSON
 PROPOSITION 202
 (VOTE FOR) 1

YES / SI.	545	60.76	545
NO.	352	39.24	352

CITY OF TUCSON
PROPOSITION 203
(VOTE FOR) 1

YES / SI.	548	58.36	548
NO.	391	41.64	391

CITY OF TUCSON
PROPOSITION 204
(VOTE FOR) 1

YES / SI.	378	40.91	378
NO.	546	59.09	546

CITY OF TUCSON
PROPOSITION 406
(VOTE FOR) 1

YES / SI.	359	38.69	359
NO.	569	61.31	569

PREC REPORT-GROUP DETAIL
REPORT-EL30A PAGE 3059-02

CONSOLIDATED 2017

FINAL RESULTS

RUN DATE:11/13/17 05:11 PM

3059 068

TOTAL VOTES

%

EARLYS

TUCSON UNIFIED SCHOOL DISTRICT

PROPOSITION 458

(VOTE FOR) 1

YES / SI	489	52.98	489
NO.	434	47.02	434

FINAL RESULTS

RUN DATE:11/13/17 05:11 PM

3060 069

	TOTAL VOTES	%	EARLYS
REGISTERED VOTERS - TOTAL	3,884		
BALLOTS CAST - TOTAL.	1,912		1,912
BALLOTS CAST - BLANK.	1	.05	1
VOTER TURNOUT - TOTAL		49.23	
VOTER TURNOUT - BLANK03	

CITY OF TUCSON
 COUNCIL MEMBER WARD 3
 (VOTE FOR) 1

DURHAM, PAUL (DEM)	822	47.93	822
WATSON, GARY L. (IND)	881	51.37	881
WRITE-IN.	12	.70	12

CITY OF TUCSON
 COUNCIL MEMBER WARD 5
 (VOTE FOR) 1

FIMBRES, RICHARD G. (DEM)	1,117	93.39	1,117
WRITE-IN.	79	6.61	79

CITY OF TUCSON
 COUNCIL MEMBER WARD 6
 (VOTE FOR) 1

KOZACHIK, STEVE (DEM)	998	55.05	998
RODRIGUEZ, MARIANO (REP)	701	38.67	701
CEASE, MIKE (GRN).	110	6.07	110
WRITE-IN.	4	.22	4

CITY OF TUCSON
 PROPOSITION 202
 (VOTE FOR) 1

YES / SI.	890	51.62	890
NO.	834	48.38	834

CITY OF TUCSON
PROPOSITION 203
(VOTE FOR) 1

YES / SI.	925	50.03	925
NO.	924	49.97	924

CITY OF TUCSON
PROPOSITION 204
(VOTE FOR) 1

YES / SI.	547	29.81	547
NO.	1,288	70.19	1,288

CITY OF TUCSON
PROPOSITION 406
(VOTE FOR) 1

YES / SI.	519	28.19	519
NO.	1,322	71.81	1,322

PREC REPORT-GROUP DETAIL
REPORT-EL30A PAGE 3060-02

CONSOLIDATED 2017

FINAL RESULTS

RUN DATE:11/13/17 05:11 PM

3060 069

TOTAL VOTES

%

EARLYS

TUCSON UNIFIED SCHOOL DISTRICT

PROPOSITION 458

(VOTE FOR) 1

YES / SI	678	37.25	678
NO.	1,142	62.75	1,142

RUN DATE:11/13/17 05:11 PM

FINAL RESULTS

3061 070

	TOTAL VOTES	%	EARLYS
REGISTERED VOTERS - TOTAL	2,241		
BALLOTS CAST - TOTAL	736		736
BALLOTS CAST - BLANK	1	.14	1
VOTER TURNOUT - TOTAL		32.84	
VOTER TURNOUT - BLANK04	

MARANA UNIFIED SCHOOL DISTRICT
PROPOSITION 456

(VOTE FOR) 1			
YES / SI.	241	32.97	241
NO.	490	67.03	490

DREXEL HEIGHTS FIRE DISTRICT
PROPOSITION 459

(VOTE FOR) 1			
YES / SI.	0		0
NO.	0		0

PICTURE ROCKS FIRE DISTRICT
PROPOSITION 460

(VOTE FOR) 1			
YES / SI.	277	43.15	277
NO.	365	56.85	365

AVRA VALLEY FIRE DISTRICT
PROPOSITION 461

(VOTE FOR) 1			
YES / SI.	13	30.95	13
NO.	29	69.05	29

FINAL RESULTS

RUN DATE:11/13/17 05:11 PM

3062 072

	TOTAL VOTES	%	EARLYS
REGISTERED VOTERS - TOTAL	3,172		
BALLOTS CAST - TOTAL.	1,100		1,100
BALLOTS CAST - BLANK.	0		0
VOTER TURNOUT - TOTAL		34.68	
VOTER TURNOUT - BLANK			

CITY OF TUCSON
COUNCIL MEMBER WARD 3
(VOTE FOR) 1

DURHAM, PAUL (DEM)	645	63.36	645
WATSON, GARY L. (IND)	362	35.56	362
WRITE-IN.	11	1.08	11

CITY OF TUCSON
COUNCIL MEMBER WARD 5
(VOTE FOR) 1

FIMBRES, RICHARD G. (DEM)	782	94.67	782
WRITE-IN.	44	5.33	44

CITY OF TUCSON
COUNCIL MEMBER WARD 6
(VOTE FOR) 1

KOZACHIK, STEVE (DEM)	668	63.14	668
RODRIGUEZ, MARIANO (REP)	268	25.33	268
CEASE, MIKE (GRN).	115	10.87	115
WRITE-IN.	7	.66	7

CITY OF TUCSON
PROPOSITION 202
(VOTE FOR) 1

YES / SI.	594	58.46	594
NO.	422	41.54	422

CITY OF TUCSON
PROPOSITION 203
(VOTE FOR) 1

YES / SI.	592	56.06	592
NO.	464	43.94	464

CITY OF TUCSON
PROPOSITION 204
(VOTE FOR) 1

YES / SI.	440	41.71	440
NO.	615	58.29	615

CITY OF TUCSON
PROPOSITION 406
(VOTE FOR) 1

YES / SI.	328	31.15	328
NO.	725	68.85	725

PREC REPORT-GROUP DETAIL
REPORT-EL30A PAGE 3062-02

CONSOLIDATED 2017

FINAL RESULTS

RUN DATE:11/13/17 05:11 PM

3062 072

	TOTAL VOTES	%	EARLYS
TUCSON UNIFIED SCHOOL DISTRICT			
PROPOSITION 458			
(VOTE FOR) 1			
YES / SI	492	46.81	492
NO.	559	53.19	559

FINAL RESULTS

RUN DATE:11/13/17 05:11 PM

3063 073

	TOTAL VOTES	%	EARLYS
REGISTERED VOTERS - TOTAL	2,464		
BALLOTS CAST - TOTAL.	1,154		1,154
BALLOTS CAST - BLANK.	0		0
VOTER TURNOUT - TOTAL		46.83	
VOTER TURNOUT - BLANK			

CITY OF TUCSON
 COUNCIL MEMBER WARD 3
 (VOTE FOR) 1

DURHAM, PAUL (DEM)	789	73.74	789
WATSON, GARY L. (IND)	278	25.98	278
WRITE-IN.	3	.28	3

CITY OF TUCSON
 COUNCIL MEMBER WARD 5
 (VOTE FOR) 1

FIMBRES, RICHARD G. (DEM)	890	97.16	890
WRITE-IN.	26	2.84	26

CITY OF TUCSON
 COUNCIL MEMBER WARD 6
 (VOTE FOR) 1

KOZACHIK, STEVE (DEM)	910	80.32	910
RODRIGUEZ, MARIANO (REP)	152	13.42	152
CEASE, MIKE (GRN).	70	6.18	70
WRITE-IN.	1	.09	1

CITY OF TUCSON
 PROPOSITION 202
 (VOTE FOR) 1

YES / SI.	727	68.07	727
NO.	341	31.93	341

CITY OF TUCSON
PROPOSITION 203
(VOTE FOR) 1

YES / SI.	727	65.14	727
NO.	389	34.86	389

CITY OF TUCSON
PROPOSITION 204
(VOTE FOR) 1

YES / SI.	637	57.34	637
NO.	474	42.66	474

CITY OF TUCSON
PROPOSITION 406
(VOTE FOR) 1

YES / SI.	640	57.40	640
NO.	475	42.60	475

PREC REPORT-GROUP DETAIL
REPORT-EL30A PAGE 3063-02

CONSOLIDATED 2017

FINAL RESULTS

RUN DATE:11/13/17 05:11 PM

3063 073

	TOTAL VOTES	%	EARLYS
TUCSON UNIFIED SCHOOL DISTRICT			
PROPOSITION 458			
(VOTE FOR) 1			
YES / SI	740	66.61	740
NO.	371	33.39	371

FINAL RESULTS

RUN DATE:11/13/17 05:11 PM

3064 075

	TOTAL VOTES	%	EARLYS
REGISTERED VOTERS - TOTAL	2,512		
BALLOTS CAST - TOTAL.	1,006		1,006
BALLOTS CAST - BLANK.	0		0
VOTER TURNOUT - TOTAL		40.05	
VOTER TURNOUT - BLANK			

CITY OF TUCSON
COUNCIL MEMBER WARD 3
(VOTE FOR) 1

DURHAM, PAUL (DEM)	662	71.03	662
WATSON, GARY L. (IND)	269	28.86	269
WRITE-IN.	1	.11	1

CITY OF TUCSON
COUNCIL MEMBER WARD 5
(VOTE FOR) 1

FIMBRES, RICHARD G. (DEM)	774	97.60	774
WRITE-IN.	19	2.40	19

CITY OF TUCSON
COUNCIL MEMBER WARD 6
(VOTE FOR) 1

KOZACHIK, STEVE (DEM)	727	74.34	727
RODRIGUEZ, MARIANO (REP)	160	16.36	160
CEASE, MIKE (GRN).	88	9.00	88
WRITE-IN.	3	.31	3

CITY OF TUCSON
PROPOSITION 202
(VOTE FOR) 1

YES / SI.	580	61.77	580
NO.	359	38.23	359

CITY OF TUCSON
PROPOSITION 203
(VOTE FOR) 1

YES / SI.	574	59.30	574
NO.	394	40.70	394

CITY OF TUCSON
PROPOSITION 204
(VOTE FOR) 1

YES / SI.	474	48.72	474
NO.	499	51.28	499

CITY OF TUCSON
PROPOSITION 406
(VOTE FOR) 1

YES / SI.	390	40.75	390
NO.	567	59.25	567

PREC REPORT-GROUP DETAIL
REPORT-EL30A PAGE 3064-02

CONSOLIDATED 2017

FINAL RESULTS

RUN DATE:11/13/17 05:11 PM

3064 075

	TOTAL VOTES	%	EARLYS
TUCSON UNIFIED SCHOOL DISTRICT			
PROPOSITION 458			
(VOTE FOR) 1			
YES / SI	535	55.61	535
NO.	427	44.39	427

FINAL RESULTS

RUN DATE:11/13/17 05:11 PM

3065 078

	TOTAL VOTES	%	EARLYS
REGISTERED VOTERS - TOTAL	1,563		
BALLOTS CAST - TOTAL.	764		764
BALLOTS CAST - BLANK.	0		0
VOTER TURNOUT - TOTAL		48.88	
VOTER TURNOUT - BLANK			

CITY OF TUCSON
COUNCIL MEMBER WARD 3
(VOTE FOR) 1

DURHAM, PAUL (DEM)	534	74.79	534
WATSON, GARY L. (IND)	177	24.79	177
WRITE-IN.	3	.42	3

CITY OF TUCSON
COUNCIL MEMBER WARD 5
(VOTE FOR) 1

FIMBRES, RICHARD G. (DEM)	578	97.47	578
WRITE-IN.	15	2.53	15

CITY OF TUCSON
COUNCIL MEMBER WARD 6
(VOTE FOR) 1

KOZACHIK, STEVE (DEM)	615	82.22	615
RODRIGUEZ, MARIANO (REP)	103	13.77	103
CEASE, MIKE (GRN).	27	3.61	27
WRITE-IN.	3	.40	3

CITY OF TUCSON
PROPOSITION 202
(VOTE FOR) 1

YES / SI.	509	72.71	509
NO.	191	27.29	191

CITY OF TUCSON
PROPOSITION 203
(VOTE FOR) 1

YES / SI.	525	70.47	525
NO.	220	29.53	220

CITY OF TUCSON
PROPOSITION 204
(VOTE FOR) 1

YES / SI.	433	58.51	433
NO.	307	41.49	307

CITY OF TUCSON
PROPOSITION 406
(VOTE FOR) 1

YES / SI.	473	64.27	473
NO.	263	35.73	263

PREC REPORT-GROUP DETAIL
REPORT-EL30A PAGE 3065-02

CONSOLIDATED 2017

FINAL RESULTS

RUN DATE:11/13/17 05:11 PM

3065 078

	TOTAL VOTES	%	EARLYS
TUCSON UNIFIED SCHOOL DISTRICT			
PROPOSITION 458			
(VOTE FOR) 1			
YES / SI	540	73.37	540
NO.	196	26.63	196

PREC REPORT-GROUP DETAIL
REPORT-EL30A PAGE 3066-01

CONSOLIDATED 2017

RUN DATE:11/13/17 05:11 PM

FINAL RESULTS

3066 079

	TOTAL VOTES	%	EARLYS
REGISTERED VOTERS - TOTAL	3,039		
BALLOTS CAST - TOTAL.	973		973
BALLOTS CAST - BLANK.	1	.10	1
VOTER TURNOUT - TOTAL		32.02	
VOTER TURNOUT - BLANK03	

MARANA UNIFIED SCHOOL DISTRICT
PROPOSITION 456
(VOTE FOR) 1

YES / SI.	383	39.40	383
NO.	589	60.60	589

FINAL RESULTS

RUN DATE:11/13/17 05:11 PM

3067 080

	TOTAL VOTES	%	EARLYS
REGISTERED VOTERS - TOTAL	1,951		
BALLOTS CAST - TOTAL.	799		799
BALLOTS CAST - BLANK.	0		0
VOTER TURNOUT - TOTAL		40.95	
VOTER TURNOUT - BLANK			

CITY OF TUCSON
COUNCIL MEMBER WARD 3
(VOTE FOR) 1

DURHAM, PAUL (DEM)	547	73.92	547
WATSON, GARY L. (IND)	191	25.81	191
WRITE-IN.	2	.27	2

CITY OF TUCSON
COUNCIL MEMBER WARD 5
(VOTE FOR) 1

FIMBRES, RICHARD G. (DEM)	624	98.11	624
WRITE-IN.	12	1.89	12

CITY OF TUCSON
COUNCIL MEMBER WARD 6
(VOTE FOR) 1

KOZACHIK, STEVE (DEM)	576	73.47	576
RODRIGUEZ, MARIANO (REP)	146	18.62	146
CEASE, MIKE (GRN).	60	7.65	60
WRITE-IN.	2	.26	2

CITY OF TUCSON
PROPOSITION 202
(VOTE FOR) 1

YES / SI.	483	64.49	483
NO.	266	35.51	266

CITY OF TUCSON
PROPOSITION 203
(VOTE FOR) 1

YES / SI.	493	63.70	493
NO.	281	36.30	281

CITY OF TUCSON
PROPOSITION 204
(VOTE FOR) 1

YES / SI.	405	52.67	405
NO.	364	47.33	364

CITY OF TUCSON
PROPOSITION 406
(VOTE FOR) 1

YES / SI.	376	48.52	376
NO.	399	51.48	399

PREC REPORT-GROUP DETAIL
REPORT-EL30A PAGE 3067-02

CONSOLIDATED 2017

FINAL RESULTS

RUN DATE:11/13/17 05:11 PM

3067 080

TOTAL VOTES

%

EARLYS

TUCSON UNIFIED SCHOOL DISTRICT

PROPOSITION 458

(VOTE FOR) 1

YES / SI	484	63.02	484
NO.	284	36.98	284

PREC REPORT-GROUP DETAIL
REPORT-EL30A PAGE 3068-01

CONSOLIDATED 2017

RUN DATE:11/13/17 05:11 PM

FINAL RESULTS

3068 081

	TOTAL VOTES	%	EARLYS
REGISTERED VOTERS - TOTAL	1,109		
BALLOTS CAST - TOTAL.	370		370
BALLOTS CAST - BLANK.	0		0
VOTER TURNOUT - TOTAL		33.36	
VOTER TURNOUT - BLANK			

MARANA UNIFIED SCHOOL DISTRICT
PROPOSITION 456
(VOTE FOR) 1

YES / SI.	156	42.16	156
NO.	214	57.84	214

FINAL RESULTS

RUN DATE:11/13/17 05:11 PM

3069 082

	TOTAL VOTES	%	EARLYS
REGISTERED VOTERS - TOTAL	1,978		
BALLOTS CAST - TOTAL.	820		820
BALLOTS CAST - BLANK.	0		0
VOTER TURNOUT - TOTAL		41.46	
VOTER TURNOUT - BLANK			

CITY OF TUCSON
COUNCIL MEMBER WARD 3
(VOTE FOR) 1

DURHAM, PAUL (DEM)	585	78.21	585
WATSON, GARY L. (IND)	159	21.26	159
WRITE-IN.	4	.53	4

CITY OF TUCSON
COUNCIL MEMBER WARD 5
(VOTE FOR) 1

FIMBRES, RICHARD G. (DEM)	658	97.34	658
WRITE-IN.	18	2.66	18

CITY OF TUCSON
COUNCIL MEMBER WARD 6
(VOTE FOR) 1

KOZACHIK, STEVE (DEM)	606	76.61	606
RODRIGUEZ, MARIANO (REP)	125	15.80	125
CEASE, MIKE (GRN).	58	7.33	58
WRITE-IN.	2	.25	2

CITY OF TUCSON
PROPOSITION 202
(VOTE FOR) 1

YES / SI.	474	62.62	474
NO.	283	37.38	283

CITY OF TUCSON
PROPOSITION 203
(VOTE FOR) 1

YES / SI.	487	61.57	487
NO.	304	38.43	304

CITY OF TUCSON
PROPOSITION 204
(VOTE FOR) 1

YES / SI.	383	48.30	383
NO.	410	51.70	410

CITY OF TUCSON
PROPOSITION 406
(VOTE FOR) 1

YES / SI.	339	43.02	339
NO.	449	56.98	449

PREC REPORT-GROUP DETAIL
REPORT-EL30A PAGE 3069-02

CONSOLIDATED 2017

FINAL RESULTS

RUN DATE:11/13/17 05:11 PM

3069 082

TOTAL VOTES

%

EARLYS

TUCSON UNIFIED SCHOOL DISTRICT

PROPOSITION 458

(VOTE FOR) 1

YES / SI	447	56.23	447
NO.	348	43.77	348

FINAL RESULTS

RUN DATE:11/13/17 05:11 PM

3070 085

	TOTAL VOTES	%	EARLYS
REGISTERED VOTERS - TOTAL	0		
BALLOTS CAST - TOTAL.	0		0
BALLOTS CAST - BLANK.	0		0
CITY OF TUCSON			
COUNCIL MEMBER WARD 3			
(VOTE FOR) 1			
DURHAM, PAUL (DEM)	0		0
WATSON, GARY L. (IND)	0		0
WRITE-IN.	0		0
CITY OF TUCSON			
COUNCIL MEMBER WARD 5			
(VOTE FOR) 1			
FIMBRES, RICHARD G. (DEM)	0		0
WRITE-IN.	0		0
CITY OF TUCSON			
COUNCIL MEMBER WARD 6			
(VOTE FOR) 1			
KOZACHIK, STEVE (DEM)	0		0
RODRIGUEZ, MARIANO (REP)	0		0
CEASE, MIKE (GRN).	0		0
WRITE-IN.	0		0
CITY OF TUCSON			
PROPOSITION 202			
(VOTE FOR) 1			
YES / SI.	0		0
NO.	0		0

CITY OF TUCSON
PROPOSITION 203

(VOTE FOR) 1		
YES / SI.	0	0
NO.	0	0

CITY OF TUCSON
PROPOSITION 204

(VOTE FOR) 1		
YES / SI.	0	0
NO.	0	0

CITY OF TUCSON
PROPOSITION 406

(VOTE FOR) 1		
YES / SI.	0	0
NO.	0	0

PREC REPORT-GROUP DETAIL
REPORT-EL30A PAGE 3070-02

CONSOLIDATED 2017

FINAL RESULTS

RUN DATE:11/13/17 05:11 PM

3070 085

TOTAL VOTES

%

EARLYS

FLOWING WELLS UNIFIED SCHOOL DISTRICT

PROPOSITION 455

(VOTE FOR) 1

YES / SI. 0

0

NO. 0

0

FINAL RESULTS

RUN DATE:11/13/17 05:11 PM

3071 086

	TOTAL VOTES	%	EARLYS
REGISTERED VOTERS - TOTAL	3,600		
BALLOTS CAST - TOTAL.	1,046		1,046
BALLOTS CAST - BLANK.	1	.10	1
VOTER TURNOUT - TOTAL		29.06	
VOTER TURNOUT - BLANK03	

CITY OF TUCSON
 COUNCIL MEMBER WARD 3
 (VOTE FOR) 1

DURHAM, PAUL (DEM)	670	69.86	670
WATSON, GARY L. (IND)	280	29.20	280
WRITE-IN.	9	.94	9

CITY OF TUCSON
 COUNCIL MEMBER WARD 5
 (VOTE FOR) 1

FIMBRES, RICHARD G. (DEM)	767	94.69	767
WRITE-IN.	43	5.31	43

CITY OF TUCSON
 COUNCIL MEMBER WARD 6
 (VOTE FOR) 1

KOZACHIK, STEVE (DEM)	653	65.76	653
RODRIGUEZ, MARIANO (REP)	265	26.69	265
CEASE, MIKE (GRN).	72	7.25	72
WRITE-IN.	3	.30	3

CITY OF TUCSON
 PROPOSITION 202
 (VOTE FOR) 1

YES / SI.	526	54.91	526
NO.	432	45.09	432

CITY OF TUCSON
PROPOSITION 203
(VOTE FOR) 1

YES / SI.	518	51.65	518
NO.	485	48.35	485

CITY OF TUCSON
PROPOSITION 204
(VOTE FOR) 1

YES / SI.	368	36.36	368
NO.	644	63.64	644

CITY OF TUCSON
PROPOSITION 406
(VOTE FOR) 1

YES / SI.	222	22.11	222
NO.	782	77.89	782

PREC REPORT-GROUP DETAIL
REPORT-EL30A PAGE 3071-02

CONSOLIDATED 2017

RUN DATE:11/13/17 05:11 PM

FINAL RESULTS

3071 086

TOTAL VOTES

%

EARLYS

TUCSON UNIFIED SCHOOL DISTRICT

PROPOSITION 458

(VOTE FOR) 1

YES / SI	358	35.45	358
NO.	652	64.55	652

FINAL RESULTS

RUN DATE:11/13/17 05:11 PM

3073 089

	TOTAL VOTES	%	EARLYS
REGISTERED VOTERS - TOTAL	2,521		
BALLOTS CAST - TOTAL.	1,094		1,094
BALLOTS CAST - BLANK.	0		0
VOTER TURNOUT - TOTAL		43.40	
VOTER TURNOUT - BLANK			

CITY OF TUCSON
COUNCIL MEMBER WARD 3
(VOTE FOR) 1

DURHAM, PAUL (DEM)	630	63.06	630
WATSON, GARY L. (IND)	364	36.44	364
WRITE-IN.	5	.50	5

CITY OF TUCSON
COUNCIL MEMBER WARD 5
(VOTE FOR) 1

FIMBRES, RICHARD G. (DEM)	729	96.81	729
WRITE-IN.	24	3.19	24

CITY OF TUCSON
COUNCIL MEMBER WARD 6
(VOTE FOR) 1

KOZACHIK, STEVE (DEM)	645	62.74	645
RODRIGUEZ, MARIANO (REP)	321	31.23	321
CEASE, MIKE (GRN).	61	5.93	61
WRITE-IN.	1	.10	1

CITY OF TUCSON
PROPOSITION 202
(VOTE FOR) 1

YES / SI.	586	58.02	586
NO.	424	41.98	424

CITY OF TUCSON
PROPOSITION 203
(VOTE FOR) 1

YES / SI.	579	54.73	579
NO.	479	45.27	479

CITY OF TUCSON
PROPOSITION 204
(VOTE FOR) 1

YES / SI.	365	34.63	365
NO.	689	65.37	689

CITY OF TUCSON
PROPOSITION 406
(VOTE FOR) 1

YES / SI.	379	35.96	379
NO.	675	64.04	675

PREC REPORT-GROUP DETAIL
REPORT-EL30A PAGE 3073-02

CONSOLIDATED 2017

FINAL RESULTS

RUN DATE:11/13/17 05:11 PM

3073 089

TOTAL VOTES

%

EARLYS

TUCSON UNIFIED SCHOOL DISTRICT

PROPOSITION 458

(VOTE FOR) 1

YES / SI	478	45.48	478
NO.	573	54.52	573

FINAL RESULTS

RUN DATE:11/13/17 05:11 PM

3075 091

	TOTAL VOTES	%	EARLYS
REGISTERED VOTERS - TOTAL	2,553		
BALLOTS CAST - TOTAL.	950		950
BALLOTS CAST - BLANK.	0		0
VOTER TURNOUT - TOTAL		37.21	
VOTER TURNOUT - BLANK			

CITY OF TUCSON
COUNCIL MEMBER WARD 3
(VOTE FOR) 1

DURHAM, PAUL (DEM)	555	64.09	555
WATSON, GARY L. (IND)	301	34.76	301
WRITE-IN.	10	1.15	10

CITY OF TUCSON
COUNCIL MEMBER WARD 5
(VOTE FOR) 1

FIMBRES, RICHARD G. (DEM)	689	95.17	689
WRITE-IN.	35	4.83	35

CITY OF TUCSON
COUNCIL MEMBER WARD 6
(VOTE FOR) 1

KOZACHIK, STEVE (DEM)	621	67.28	621
RODRIGUEZ, MARIANO (REP)	220	23.84	220
CEASE, MIKE (GRN).	81	8.78	81
WRITE-IN.	1	.11	1

CITY OF TUCSON
PROPOSITION 202
(VOTE FOR) 1

YES / SI.	530	60.50	530
NO.	346	39.50	346

CITY OF TUCSON
PROPOSITION 203
(VOTE FOR) 1

YES / SI.	531	57.59	531
NO.	391	42.41	391

CITY OF TUCSON
PROPOSITION 204
(VOTE FOR) 1

YES / SI.	352	38.43	352
NO.	564	61.57	564

CITY OF TUCSON
PROPOSITION 406
(VOTE FOR) 1

YES / SI.	294	32.27	294
NO.	617	67.73	617

PREC REPORT-GROUP DETAIL
REPORT-EL30A PAGE 3075-02

CONSOLIDATED 2017

FINAL RESULTS

RUN DATE:11/13/17 05:11 PM

3075 091

TOTAL VOTES

%

EARLYS

TUCSON UNIFIED SCHOOL DISTRICT

PROPOSITION 458

(VOTE FOR) 1

YES / SI	428	47.29	428
NO.	477	52.71	477

FINAL RESULTS

RUN DATE:11/13/17 05:11 PM

3076 092

	TOTAL VOTES	%	EARLYS
REGISTERED VOTERS - TOTAL	2,980		
BALLOTS CAST - TOTAL.	1,213		1,213
BALLOTS CAST - BLANK.	1	.08	1
VOTER TURNOUT - TOTAL		40.70	
VOTER TURNOUT - BLANK03	

CITY OF TUCSON
 COUNCIL MEMBER WARD 3
 (VOTE FOR) 1

DURHAM, PAUL (DEM)	0		0
WATSON, GARY L. (IND)	0		0
WRITE-IN.	0		0

CITY OF TUCSON
 COUNCIL MEMBER WARD 5
 (VOTE FOR) 1

FIMBRES, RICHARD G. (DEM)	0		0
WRITE-IN.	0		0

CITY OF TUCSON
 COUNCIL MEMBER WARD 6
 (VOTE FOR) 1

KOZACHIK, STEVE (DEM)	0		0
RODRIGUEZ, MARIANO (REP)	0		0
CEASE, MIKE (GRN).	0		0
WRITE-IN.	0		0

CITY OF TUCSON
 PROPOSITION 202
 (VOTE FOR) 1

YES / SI.	0	0
NO.	0	0

CITY OF TUCSON
PROPOSITION 203
(VOTE FOR) 1

YES / SI.	0	0
NO.	0	0

CITY OF TUCSON
PROPOSITION 204
(VOTE FOR) 1

YES / SI.	0	0
NO.	0	0

CITY OF TUCSON
PROPOSITION 406
(VOTE FOR) 1

YES / SI.	0	0
NO.	0	0

PREC REPORT-GROUP DETAIL
REPORT-EL30A PAGE 3076-02

CONSOLIDATED 2017

FINAL RESULTS

RUN DATE:11/13/17 05:11 PM

3076 092

	TOTAL VOTES	%	EARLYS
MARANA UNIFIED SCHOOL DISTRICT			
PROPOSITION 456			
(VOTE FOR) 1			
YES / SI	2	28.57	2
NO.	5	71.43	5
TUCSON UNIFIED SCHOOL DISTRICT			
PROPOSITION 458			
(VOTE FOR) 1			
YES / SI	456	37.84	456
NO.	749	62.16	749

FINAL RESULTS

RUN DATE:11/13/17 05:11 PM

3077 093

	TOTAL VOTES	%	EARLYS
REGISTERED VOTERS - TOTAL	1,854		
BALLOTS CAST - TOTAL.	806		806
BALLOTS CAST - BLANK.	0		0
VOTER TURNOUT - TOTAL		43.47	
VOTER TURNOUT - BLANK			

CITY OF TUCSON
 COUNCIL MEMBER WARD 3
 (VOTE FOR) 1

DURHAM, PAUL (DEM)	508	70.07	508
WATSON, GARY L. (IND)	212	29.24	212
WRITE-IN.	5	.69	5

CITY OF TUCSON
 COUNCIL MEMBER WARD 5
 (VOTE FOR) 1

FIMBRES, RICHARD G. (DEM)	593	96.90	593
WRITE-IN.	19	3.10	19

CITY OF TUCSON
 COUNCIL MEMBER WARD 6
 (VOTE FOR) 1

KOZACHIK, STEVE (DEM)	561	72.39	561
RODRIGUEZ, MARIANO (REP)	160	20.65	160
CEASE, MIKE (GRN).	52	6.71	52
WRITE-IN.	2	.26	2

CITY OF TUCSON
 PROPOSITION 202
 (VOTE FOR) 1

YES / SI.	473	62.32	473
NO.	286	37.68	286

CITY OF TUCSON
PROPOSITION 203
(VOTE FOR) 1

YES / SI.	439	56.07	439
NO.	344	43.93	344

CITY OF TUCSON
PROPOSITION 204
(VOTE FOR) 1

YES / SI.	335	42.95	335
NO.	445	57.05	445

CITY OF TUCSON
PROPOSITION 406
(VOTE FOR) 1

YES / SI.	293	37.71	293
NO.	484	62.29	484

PREC REPORT-GROUP DETAIL
REPORT-EL30A PAGE 3077-02

CONSOLIDATED 2017

FINAL RESULTS

RUN DATE:11/13/17 05:11 PM

3077 093

	TOTAL VOTES	%	EARLYS
TUCSON UNIFIED SCHOOL DISTRICT			
PROPOSITION 458			
(VOTE FOR) 1			
YES / SI	387	49.68	387
NO.	392	50.32	392

FINAL RESULTS

RUN DATE:11/13/17 05:11 PM

3078 094

	TOTAL VOTES	%	EARLYS
REGISTERED VOTERS - TOTAL	2,062		
BALLOTS CAST - TOTAL.	946		946
BALLOTS CAST - BLANK.	1	.11	1
VOTER TURNOUT - TOTAL		45.88	
VOTER TURNOUT - BLANK05	

CITY OF TUCSON
 COUNCIL MEMBER WARD 3
 (VOTE FOR) 1

DURHAM, PAUL (DEM)	626	71.46	626
WATSON, GARY L. (IND)	246	28.08	246
WRITE-IN.	4	.46	4

CITY OF TUCSON
 COUNCIL MEMBER WARD 5
 (VOTE FOR) 1

FIMBRES, RICHARD G. (DEM)	712	96.87	712
WRITE-IN.	23	3.13	23

CITY OF TUCSON
 COUNCIL MEMBER WARD 6
 (VOTE FOR) 1

KOZACHIK, STEVE (DEM)	669	72.56	669
RODRIGUEZ, MARIANO (REP)	194	21.04	194
CEASE, MIKE (GRN).	59	6.40	59
WRITE-IN.	0		0

CITY OF TUCSON
 PROPOSITION 202
 (VOTE FOR) 1

YES / SI.	570	65.52	570
NO.	300	34.48	300

CITY OF TUCSON
PROPOSITION 203
(VOTE FOR) 1

YES / SI.	568	61.94	568
NO.	349	38.06	349

CITY OF TUCSON
PROPOSITION 204
(VOTE FOR) 1

YES / SI.	431	46.95	431
NO.	487	53.05	487

CITY OF TUCSON
PROPOSITION 406
(VOTE FOR) 1

YES / SI.	415	45.45	415
NO.	498	54.55	498

PREC REPORT-GROUP DETAIL
REPORT-EL30A PAGE 3078-02

CONSOLIDATED 2017

FINAL RESULTS

RUN DATE:11/13/17 05:11 PM

3078 094

	TOTAL VOTES	%	EARLYS
TUCSON UNIFIED SCHOOL DISTRICT			
PROPOSITION 458			
(VOTE FOR) 1			
YES / SI	538	58.67	538
NO.	379	41.33	379

FINAL RESULTS

RUN DATE:11/13/17 05:11 PM

3080 096

	TOTAL VOTES	%	EARLYS
REGISTERED VOTERS - TOTAL	2,186		
BALLOTS CAST - TOTAL.	1,075		1,075
BALLOTS CAST - BLANK.	0		0
VOTER TURNOUT - TOTAL		49.18	
VOTER TURNOUT - BLANK			

CITY OF TUCSON
 COUNCIL MEMBER WARD 3
 (VOTE FOR) 1

DURHAM, PAUL (DEM)	646	67.93	646
WATSON, GARY L. (IND)	299	31.44	299
WRITE-IN.	6	.63	6

CITY OF TUCSON
 COUNCIL MEMBER WARD 5
 (VOTE FOR) 1

FIMBRES, RICHARD G. (DEM)	735	95.08	735
WRITE-IN.	38	4.92	38

CITY OF TUCSON
 COUNCIL MEMBER WARD 6
 (VOTE FOR) 1

KOZACHIK, STEVE (DEM)	714	68.85	714
RODRIGUEZ, MARIANO (REP)	260	25.07	260
CEASE, MIKE (GRN).	61	5.88	61
WRITE-IN.	2	.19	2

CITY OF TUCSON
 PROPOSITION 202
 (VOTE FOR) 1

YES / SI.	625	63.26	625
NO.	363	36.74	363

CITY OF TUCSON
PROPOSITION 203
(VOTE FOR) 1

YES / SI.	627	60.00	627
NO.	418	40.00	418

CITY OF TUCSON
PROPOSITION 204
(VOTE FOR) 1

YES / SI.	436	41.80	436
NO.	607	58.20	607

CITY OF TUCSON
PROPOSITION 406
(VOTE FOR) 1

YES / SI.	454	43.78	454
NO.	583	56.22	583

PREC REPORT-GROUP DETAIL
REPORT-EL30A PAGE 3080-02

CONSOLIDATED 2017

RUN DATE:11/13/17 05:11 PM

FINAL RESULTS

3080 096

TOTAL VOTES

%

EARLYS

TUCSON UNIFIED SCHOOL DISTRICT

PROPOSITION 458

(VOTE FOR) 1

YES / SI	530	51.41	530
NO.	501	48.59	501

FINAL RESULTS

RUN DATE:11/13/17 05:11 PM

3081 097

	TOTAL VOTES	%	EARLYS
REGISTERED VOTERS - TOTAL	1,726		
BALLOTS CAST - TOTAL.	658		658
BALLOTS CAST - BLANK.	0		0
VOTER TURNOUT - TOTAL		38.12	
VOTER TURNOUT - BLANK			

CITY OF TUCSON
 COUNCIL MEMBER WARD 3
 (VOTE FOR) 1

DURHAM, PAUL (DEM)	368	61.54	368
WATSON, GARY L. (IND)	220	36.79	220
WRITE-IN.	10	1.67	10

CITY OF TUCSON
 COUNCIL MEMBER WARD 5
 (VOTE FOR) 1

FIMBRES, RICHARD G. (DEM)	455	96.19	455
WRITE-IN.	18	3.81	18

CITY OF TUCSON
 COUNCIL MEMBER WARD 6
 (VOTE FOR) 1

KOZACHIK, STEVE (DEM)	403	63.97	403
RODRIGUEZ, MARIANO (REP)	184	29.21	184
CEASE, MIKE (GRN).	41	6.51	41
WRITE-IN.	2	.32	2

CITY OF TUCSON
 PROPOSITION 202
 (VOTE FOR) 1

YES / SI.	303	50.00	303
NO.	303	50.00	303

CITY OF TUCSON
PROPOSITION 203
(VOTE FOR) 1

YES / SI.	298	46.86	298
NO.	338	53.14	338

CITY OF TUCSON
PROPOSITION 204
(VOTE FOR) 1

YES / SI.	199	31.29	199
NO.	437	68.71	437

CITY OF TUCSON
PROPOSITION 406
(VOTE FOR) 1

YES / SI.	207	32.45	207
NO.	431	67.55	431

PREC REPORT-GROUP DETAIL
REPORT-EL30A PAGE 3081-02

CONSOLIDATED 2017

FINAL RESULTS

RUN DATE:11/13/17 05:11 PM

3081 097

	TOTAL VOTES	%	EARLYS
TUCSON UNIFIED SCHOOL DISTRICT			
PROPOSITION 458			
(VOTE FOR) 1			
YES / SI	266	42.02	266
NO.	367	57.98	367

FINAL RESULTS

RUN DATE:11/13/17 05:11 PM

3082 098

	TOTAL VOTES	%	EARLYS
REGISTERED VOTERS - TOTAL	2,676		
BALLOTS CAST - TOTAL.	825		825
BALLOTS CAST - BLANK.	0		0
VOTER TURNOUT - TOTAL		30.83	
VOTER TURNOUT - BLANK			

CITY OF TUCSON
 COUNCIL MEMBER WARD 3
 (VOTE FOR) 1

DURHAM, PAUL (DEM)	511	65.85	511
WATSON, GARY L. (IND)	262	33.76	262
WRITE-IN.	3	.39	3

CITY OF TUCSON
 COUNCIL MEMBER WARD 5
 (VOTE FOR) 1

FIMBRES, RICHARD G. (DEM)	616	95.21	616
WRITE-IN.	31	4.79	31

CITY OF TUCSON
 COUNCIL MEMBER WARD 6
 (VOTE FOR) 1

KOZACHIK, STEVE (DEM)	501	62.86	501
RODRIGUEZ, MARIANO (REP)	220	27.60	220
CEASE, MIKE (GRN).	75	9.41	75
WRITE-IN.	1	.13	1

CITY OF TUCSON
 PROPOSITION 202
 (VOTE FOR) 1

YES / SI.	449	58.62	449
NO.	317	41.38	317

CITY OF TUCSON
PROPOSITION 203
(VOTE FOR) 1

YES / SI.	436	54.84	436
NO.	359	45.16	359

CITY OF TUCSON
PROPOSITION 204
(VOTE FOR) 1

YES / SI.	282	35.38	282
NO.	515	64.62	515

CITY OF TUCSON
PROPOSITION 406
(VOTE FOR) 1

YES / SI.	217	27.47	217
NO.	573	72.53	573

PREC REPORT-GROUP DETAIL
REPORT-EL30A PAGE 3082-02

CONSOLIDATED 2017

FINAL RESULTS

RUN DATE:11/13/17 05:11 PM

3082 098

	TOTAL VOTES	%	EARLYS
TUCSON UNIFIED SCHOOL DISTRICT			
PROPOSITION 458			
(VOTE FOR) 1			
YES / SI	340	42.71	340
NO.	456	57.29	456

PREC REPORT-GROUP DETAIL
REPORT-EL30A PAGE 3083-01

CONSOLIDATED 2017

FINAL RESULTS

RUN DATE:11/13/17 05:11 PM

3083 099

	TOTAL VOTES	%	EARLYS
REGISTERED VOTERS - TOTAL	1,940		
BALLOTS CAST - TOTAL.	1,099		1,099
BALLOTS CAST - BLANK.	0		0
VOTER TURNOUT - TOTAL		56.65	
VOTER TURNOUT - BLANK			

CITY OF TUCSON
COUNCIL MEMBER WARD 3
(VOTE FOR) 1

DURHAM, PAUL (DEM)	622	61.95	622
WATSON, GARY L. (IND)	379	37.75	379
WRITE-IN.	3	.30	3

CITY OF TUCSON
COUNCIL MEMBER WARD 5
(VOTE FOR) 1

FIMBRES, RICHARD G. (DEM)	761	98.07	761
WRITE-IN.	15	1.93	15

CITY OF TUCSON
COUNCIL MEMBER WARD 6
(VOTE FOR) 1

KOZACHIK, STEVE (DEM)	729	69.43	729
RODRIGUEZ, MARIANO (REP)	257	24.48	257
CEASE, MIKE (GRN).	62	5.90	62
WRITE-IN.	2	.19	2

CITY OF TUCSON
PROPOSITION 202
(VOTE FOR) 1

YES / SI.	630	62.56	630
NO.	377	37.44	377

CITY OF TUCSON
PROPOSITION 203
(VOTE FOR) 1

YES / SI.	658	61.84	658
NO.	406	38.16	406

CITY OF TUCSON
PROPOSITION 204
(VOTE FOR) 1

YES / SI.	463	43.72	463
NO.	596	56.28	596

CITY OF TUCSON
PROPOSITION 406
(VOTE FOR) 1

YES / SI.	515	48.68	515
NO.	543	51.32	543

PREC REPORT-GROUP DETAIL
REPORT-EL30A PAGE 3083-02

CONSOLIDATED 2017

FINAL RESULTS

RUN DATE:11/13/17 05:11 PM

3083 099

	TOTAL VOTES	%	EARLYS
TUCSON UNIFIED SCHOOL DISTRICT			
PROPOSITION 458			
(VOTE FOR) 1			
YES / SI	592	55.64	592
NO.	472	44.36	472

FINAL RESULTS

RUN DATE:11/13/17 05:11 PM

3084 100

	TOTAL VOTES	%	EARLYS
REGISTERED VOTERS - TOTAL	2,359		
BALLOTS CAST - TOTAL.	975		975
BALLOTS CAST - BLANK.	0		0
VOTER TURNOUT - TOTAL		41.33	
VOTER TURNOUT - BLANK			

CITY OF TUCSON
COUNCIL MEMBER WARD 3
(VOTE FOR) 1

DURHAM, PAUL (DEM)	528	60.00	528
WATSON, GARY L. (IND)	344	39.09	344
WRITE-IN.	8	.91	8

CITY OF TUCSON
COUNCIL MEMBER WARD 5
(VOTE FOR) 1

FIMBRES, RICHARD G. (DEM)	654	93.83	654
WRITE-IN.	43	6.17	43

CITY OF TUCSON
COUNCIL MEMBER WARD 6
(VOTE FOR) 1

KOZACHIK, STEVE (DEM)	577	62.18	577
RODRIGUEZ, MARIANO (REP)	262	28.23	262
CEASE, MIKE (GRN).	85	9.16	85
WRITE-IN.	4	.43	4

CITY OF TUCSON
PROPOSITION 202
(VOTE FOR) 1

YES / SI.	480	54.42	480
NO.	402	45.58	402

CITY OF TUCSON
PROPOSITION 203
(VOTE FOR) 1

YES / SI.	485	51.76	485
NO.	452	48.24	452

CITY OF TUCSON
PROPOSITION 204
(VOTE FOR) 1

YES / SI.	328	35.27	328
NO.	602	64.73	602

CITY OF TUCSON
PROPOSITION 406
(VOTE FOR) 1

YES / SI.	232	25.00	232
NO.	696	75.00	696

PREC REPORT-GROUP DETAIL
REPORT-EL30A PAGE 3084-02

CONSOLIDATED 2017

FINAL RESULTS

RUN DATE:11/13/17 05:11 PM

3084 100

TOTAL VOTES

%

EARLYS

TUCSON UNIFIED SCHOOL DISTRICT

PROPOSITION 458

(VOTE FOR) 1

YES / SI	363	39.29	363
NO.	561	60.71	561

RUN DATE:11/13/17 05:11 PM

FINAL RESULTS

3085 101

	TOTAL VOTES	%	EARLYS
REGISTERED VOTERS - TOTAL	1,849		
BALLOTS CAST - TOTAL	604		604
BALLOTS CAST - BLANK	0		0
VOTER TURNOUT - TOTAL		32.67	
VOTER TURNOUT - BLANK			

MARANA UNIFIED SCHOOL DISTRICT
PROPOSITION 456

(VOTE FOR)			
1			
YES / SI	27	31.76	27
NO.	58	68.24	58

TUCSON UNIFIED SCHOOL DISTRICT
PROPOSITION 458

(VOTE FOR)			
1			
YES / SI	172	33.53	172
NO.	341	66.47	341

DREXEL HEIGHTS FIRE DISTRICT
PROPOSITION 459

(VOTE FOR)			
1			
YES / SI	418	69.78	418
NO.	181	30.22	181

PREC REPORT-GROUP DETAIL
REPORT-EL30A PAGE 3086-01

CONSOLIDATED 2017

FINAL RESULTS

RUN DATE:11/13/17 05:11 PM

3086 102

	TOTAL VOTES	%	EARLYS
REGISTERED VOTERS - TOTAL	2,519		
BALLOTS CAST - TOTAL	447		447
BALLOTS CAST - BLANK	0		0
VOTER TURNOUT - TOTAL		17.75	
VOTER TURNOUT - BLANK			

TUCSON UNIFIED SCHOOL DISTRICT
PROPOSITION 458

(VOTE FOR) 1			
YES / SI	190	43.08	190
NO.	251	56.92	251

DREXEL HEIGHTS FIRE DISTRICT
PROPOSITION 459

(VOTE FOR) 1			
YES / SI.	302	68.17	302
NO.	141	31.83	141

FINAL RESULTS

RUN DATE:11/13/17 05:11 PM

3087 103

	TOTAL VOTES	%	EARLYS
REGISTERED VOTERS - TOTAL	1,128		
BALLOTS CAST - TOTAL.	530		530
BALLOTS CAST - BLANK.	0		0
VOTER TURNOUT - TOTAL		46.99	
VOTER TURNOUT - BLANK			

CITY OF TUCSON
COUNCIL MEMBER WARD 3
(VOTE FOR) 1

DURHAM, PAUL (DEM)	326	67.63	326
WATSON, GARY L. (IND)	154	31.95	154
WRITE-IN.	2	.41	2

CITY OF TUCSON
COUNCIL MEMBER WARD 5
(VOTE FOR) 1

FIMBRES, RICHARD G. (DEM)	388	96.28	388
WRITE-IN.	15	3.72	15

CITY OF TUCSON
COUNCIL MEMBER WARD 6
(VOTE FOR) 1

KOZACHIK, STEVE (DEM)	354	69.01	354
RODRIGUEZ, MARIANO (REP)	135	26.32	135
CEASE, MIKE (GRN).	24	4.68	24
WRITE-IN.	0		0

CITY OF TUCSON
PROPOSITION 202
(VOTE FOR) 1

YES / SI.	300	61.48	300
NO.	188	38.52	188

CITY OF TUCSON
PROPOSITION 203
(VOTE FOR) 1

YES / SI.	297	58.12	297
NO.	214	41.88	214

CITY OF TUCSON
PROPOSITION 204
(VOTE FOR) 1

YES / SI.	219	42.69	219
NO.	294	57.31	294

CITY OF TUCSON
PROPOSITION 406
(VOTE FOR) 1

YES / SI.	227	43.91	227
NO.	290	56.09	290

PREC REPORT-GROUP DETAIL
REPORT-EL30A PAGE 3087-02

CONSOLIDATED 2017

FINAL RESULTS

RUN DATE:11/13/17 05:11 PM

3087 103

	TOTAL VOTES	%	EARLYS
TUCSON UNIFIED SCHOOL DISTRICT			
PROPOSITION 458			
(VOTE FOR) 1			
YES / SI	268	52.45	268
NO.	243	47.55	243

PREC REPORT-GROUP DETAIL
REPORT-EL30A PAGE 3088-01

CONSOLIDATED 2017

RUN DATE:11/13/17 05:11 PM

FINAL RESULTS

3088 104

	TOTAL VOTES	%	EARLYS
REGISTERED VOTERS - TOTAL	3,495		
BALLOTS CAST - TOTAL.	1,170		1,170
BALLOTS CAST - BLANK.	1	.09	1
VOTER TURNOUT - TOTAL		33.48	
VOTER TURNOUT - BLANK03	

MARANA UNIFIED SCHOOL DISTRICT
PROPOSITION 456
(VOTE FOR) 1

YES / SI.	460	39.35	460
NO.	709	60.65	709

FINAL RESULTS

RUN DATE:11/13/17 05:11 PM

3089 105

	TOTAL VOTES	%	EARLYS
REGISTERED VOTERS - TOTAL	1,647		
BALLOTS CAST - TOTAL.	513		513
BALLOTS CAST - BLANK.	0		0
VOTER TURNOUT - TOTAL		31.15	
VOTER TURNOUT - BLANK			

CITY OF TUCSON
COUNCIL MEMBER WARD 3
(VOTE FOR) 1

DURHAM, PAUL (DEM)	256	55.65	256
WATSON, GARY L. (IND)	203	44.13	203
WRITE-IN.	1	.22	1

CITY OF TUCSON
COUNCIL MEMBER WARD 5
(VOTE FOR) 1

FIMBRES, RICHARD G. (DEM)	343	90.50	343
WRITE-IN.	36	9.50	36

CITY OF TUCSON
COUNCIL MEMBER WARD 6
(VOTE FOR) 1

KOZACHIK, STEVE (DEM)	263	53.89	263
RODRIGUEZ, MARIANO (REP)	179	36.68	179
CEASE, MIKE (GRN).	44	9.02	44
WRITE-IN.	2	.41	2

CITY OF TUCSON
PROPOSITION 202
(VOTE FOR) 1

YES / SI.	222	46.15	222
NO.	259	53.85	259

CITY OF TUCSON
PROPOSITION 203
(VOTE FOR) 1

YES / SI.	227	44.77	227
NO.	280	55.23	280

CITY OF TUCSON
PROPOSITION 204
(VOTE FOR) 1

YES / SI.	146	29.03	146
NO.	357	70.97	357

CITY OF TUCSON
PROPOSITION 406
(VOTE FOR) 1

YES / SI.	84	16.67	84
NO.	420	83.33	420

PREC REPORT-GROUP DETAIL
REPORT-EL30A PAGE 3089-02

CONSOLIDATED 2017

FINAL RESULTS

RUN DATE:11/13/17 05:11 PM

3089 105

TOTAL VOTES

%

EARLYS

TUCSON UNIFIED SCHOOL DISTRICT

PROPOSITION 458

(VOTE FOR) 1

YES / SI	159	31.49	159
NO.	346	68.51	346

PREC REPORT-GROUP DETAIL
REPORT-EL30A PAGE 3090-01

CONSOLIDATED 2017

FINAL RESULTS

RUN DATE:11/13/17 05:11 PM

3090 106

	TOTAL VOTES	%	EARLYS
REGISTERED VOTERS - TOTAL	1,418		
BALLOTS CAST - TOTAL.	556		556
BALLOTS CAST - BLANK.	0		0
VOTER TURNOUT - TOTAL		39.21	
VOTER TURNOUT - BLANK			

CITY OF TUCSON
COUNCIL MEMBER WARD 3
(VOTE FOR) 1

DURHAM, PAUL (DEM)	0		0
WATSON, GARY L. (IND)	0		0
WRITE-IN.	0		0

CITY OF TUCSON
COUNCIL MEMBER WARD 5
(VOTE FOR) 1

FIMBRES, RICHARD G. (DEM)	0		0
WRITE-IN.	0		0

CITY OF TUCSON
COUNCIL MEMBER WARD 6
(VOTE FOR) 1

KOZACHIK, STEVE (DEM)	0		0
RODRIGUEZ, MARIANO (REP)	0		0
CEASE, MIKE (GRN).	0		0
WRITE-IN.	0		0

CITY OF TUCSON
PROPOSITION 202
(VOTE FOR) 1

YES / SI.	0	0
NO.	0	0

CITY OF TUCSON
PROPOSITION 203
(VOTE FOR) 1

YES / SI.	0	0
NO.	0	0

CITY OF TUCSON
PROPOSITION 204
(VOTE FOR) 1

YES / SI.	0	0
NO.	0	0

CITY OF TUCSON
PROPOSITION 406
(VOTE FOR) 1

YES / SI.	0	0
NO.	0	0

PREC REPORT-GROUP DETAIL
REPORT-EL30A PAGE 3090-02

CONSOLIDATED 2017

FINAL RESULTS

RUN DATE:11/13/17 05:11 PM

3090 106

TOTAL VOTES

%

EARLYS

TUCSON UNIFIED SCHOOL DISTRICT

PROPOSITION 458

(VOTE FOR) 1

YES / SI	275	49.55	275
NO.	280	50.45	280

FINAL RESULTS

RUN DATE:11/13/17 05:11 PM

3091 107

	TOTAL VOTES	%	EARLYS
REGISTERED VOTERS - TOTAL	2,692		
BALLOTS CAST - TOTAL.	1,116		1,116
BALLOTS CAST - BLANK.	0		0
VOTER TURNOUT - TOTAL		41.46	
VOTER TURNOUT - BLANK			

CITY OF TUCSON
COUNCIL MEMBER WARD 3
(VOTE FOR) 1

DURHAM, PAUL (DEM)	603	59.18	603
WATSON, GARY L. (IND)	413	40.53	413
WRITE-IN.	3	.29	3

CITY OF TUCSON
COUNCIL MEMBER WARD 5
(VOTE FOR) 1

FIMBRES, RICHARD G. (DEM)	749	97.02	749
WRITE-IN.	23	2.98	23

CITY OF TUCSON
COUNCIL MEMBER WARD 6
(VOTE FOR) 1

KOZACHIK, STEVE (DEM)	656	61.42	656
RODRIGUEZ, MARIANO (REP)	337	31.55	337
CEASE, MIKE (GRN).	75	7.02	75
WRITE-IN.	0		0

CITY OF TUCSON
PROPOSITION 202
(VOTE FOR) 1

YES / SI.	562	54.19	562
NO.	475	45.81	475

CITY OF TUCSON
PROPOSITION 203
(VOTE FOR) 1

YES / SI.	578	53.32	578
NO.	506	46.68	506

CITY OF TUCSON
PROPOSITION 204
(VOTE FOR) 1

YES / SI.	412	38.08	412
NO.	670	61.92	670

CITY OF TUCSON
PROPOSITION 406
(VOTE FOR) 1

YES / SI.	398	36.95	398
NO.	679	63.05	679

PREC REPORT-GROUP DETAIL
REPORT-EL30A PAGE 3091-02

CONSOLIDATED 2017

RUN DATE:11/13/17 05:11 PM

FINAL RESULTS

3091 107

TOTAL VOTES

%

EARLYS

TUCSON UNIFIED SCHOOL DISTRICT

PROPOSITION 458

(VOTE FOR) 1

YES / SI	490	45.71	490
NO.	582	54.29	582

FINAL RESULTS

RUN DATE:11/13/17 05:11 PM

3092 108

	TOTAL VOTES	%	EARLYS
REGISTERED VOTERS - TOTAL	3,544		
BALLOTS CAST - TOTAL.	1,573		1,573
BALLOTS CAST - BLANK.	1	.06	1
VOTER TURNOUT - TOTAL		44.38	
VOTER TURNOUT - BLANK03	

CITY OF TUCSON
COUNCIL MEMBER WARD 3
(VOTE FOR) 1

DURHAM, PAUL (DEM)	906	63.49	906
WATSON, GARY L. (IND)	512	35.88	512
WRITE-IN.	9	.63	9

CITY OF TUCSON
COUNCIL MEMBER WARD 5
(VOTE FOR) 1

FIMBRES, RICHARD G. (DEM)	1,074	94.96	1,074
WRITE-IN.	57	5.04	57

CITY OF TUCSON
COUNCIL MEMBER WARD 6
(VOTE FOR) 1

KOZACHIK, STEVE (DEM)	1,011	66.25	1,011
RODRIGUEZ, MARIANO (REP)	436	28.57	436
CEASE, MIKE (GRN).	78	5.11	78
WRITE-IN.	1	.07	1

CITY OF TUCSON
PROPOSITION 202
(VOTE FOR) 1

YES / SI.	854	59.85	854
NO.	573	40.15	573

CITY OF TUCSON
PROPOSITION 203
(VOTE FOR) 1

YES / SI.	860	56.47	860
NO.	663	43.53	663

CITY OF TUCSON
PROPOSITION 204
(VOTE FOR) 1

YES / SI.	608	40.19	608
NO.	905	59.81	905

CITY OF TUCSON
PROPOSITION 406
(VOTE FOR) 1

YES / SI.	513	33.86	513
NO.	1,002	66.14	1,002

PREC REPORT-GROUP DETAIL
REPORT-EL30A PAGE 3092-02

CONSOLIDATED 2017

FINAL RESULTS

RUN DATE:11/13/17 05:11 PM

3092 108

TOTAL VOTES

%

EARLYS

TUCSON UNIFIED SCHOOL DISTRICT

PROPOSITION 458

(VOTE FOR) 1

YES / SI	731	48.83	731
NO.	766	51.17	766

PREC REPORT-GROUP DETAIL
REPORT-EL30A PAGE 3094-01

CONSOLIDATED 2017

FINAL RESULTS

RUN DATE:11/13/17 05:11 PM

3094 110

	TOTAL VOTES	%	EARLYS
REGISTERED VOTERS - TOTAL	1,985		
BALLOTS CAST - TOTAL	114		114
BALLOTS CAST - BLANK	0		0
VOTER TURNOUT - TOTAL		5.74	
VOTER TURNOUT - BLANK			

TUCSON UNIFIED SCHOOL DISTRICT
PROPOSITION 458

(VOTE FOR)			
1			
YES / SI	75	65.79	75
NO.	39	34.21	39

DREXEL HEIGHTS FIRE DISTRICT
PROPOSITION 459

(VOTE FOR)			
1			
YES / SI.	20	66.67	20
NO.	10	33.33	10

PREC REPORT-GROUP DETAIL
REPORT-EL30A PAGE 3095-01

CONSOLIDATED 2017

FINAL RESULTS

RUN DATE:11/13/17 05:11 PM

3095 111

	TOTAL VOTES	%	EARLYS
REGISTERED VOTERS - TOTAL	1,975		
BALLOTS CAST - TOTAL.	884		884
BALLOTS CAST - BLANK.	0		0
VOTER TURNOUT - TOTAL		44.76	
VOTER TURNOUT - BLANK			

CITY OF TUCSON
COUNCIL MEMBER WARD 3
(VOTE FOR) 1

DURHAM, PAUL (DEM)	466	58.47	466
WATSON, GARY L. (IND)	327	41.03	327
WRITE-IN.	4	.50	4

CITY OF TUCSON
COUNCIL MEMBER WARD 5
(VOTE FOR) 1

FIMBRES, RICHARD G. (DEM)	577	96.01	577
WRITE-IN.	24	3.99	24

CITY OF TUCSON
COUNCIL MEMBER WARD 6
(VOTE FOR) 1

KOZACHIK, STEVE (DEM)	531	62.47	531
RODRIGUEZ, MARIANO (REP)	259	30.47	259
CEASE, MIKE (GRN).	58	6.82	58
WRITE-IN.	2	.24	2

CITY OF TUCSON
PROPOSITION 202
(VOTE FOR) 1

YES / SI.	457	56.56	457
NO.	351	43.44	351

CITY OF TUCSON
PROPOSITION 203
(VOTE FOR) 1

YES / SI.	463	53.90	463
NO.	396	46.10	396

CITY OF TUCSON
PROPOSITION 204
(VOTE FOR) 1

YES / SI.	294	34.35	294
NO.	562	65.65	562

CITY OF TUCSON
PROPOSITION 406
(VOTE FOR) 1

YES / SI.	254	29.88	254
NO.	596	70.12	596

PREC REPORT-GROUP DETAIL
REPORT-EL30A PAGE 3095-02

CONSOLIDATED 2017

FINAL RESULTS

RUN DATE:11/13/17 05:11 PM

3095 111

TOTAL VOTES

%

EARLYS

TUCSON UNIFIED SCHOOL DISTRICT

PROPOSITION 458

(VOTE FOR) 1

YES / SI	368	43.55	368
NO.	477	56.45	477

PREC REPORT-GROUP DETAIL
REPORT-EL30A PAGE 3096-01

CONSOLIDATED 2017

RUN DATE:11/13/17 05:11 PM

FINAL RESULTS

3096 112

	TOTAL VOTES	%	EARLYS
REGISTERED VOTERS - TOTAL	262		
BALLOTS CAST - TOTAL.	124		124
BALLOTS CAST - BLANK.	0		0
VOTER TURNOUT - TOTAL		47.33	
VOTER TURNOUT - BLANK			

TUCSON UNIFIED SCHOOL DISTRICT
PROPOSITION 458

(VOTE FOR) 1			
YES / SI	52	41.94	52
NO.	72	58.06	72

FINAL RESULTS

RUN DATE:11/13/17 05:11 PM

3097 113

	TOTAL VOTES	%	EARLYS
REGISTERED VOTERS - TOTAL	2,664		
BALLOTS CAST - TOTAL	793		793
BALLOTS CAST - BLANK	0		0
VOTER TURNOUT - TOTAL		29.77	
VOTER TURNOUT - BLANK			

CITY OF TUCSON
 COUNCIL MEMBER WARD 3
 (VOTE FOR) 1

DURHAM, PAUL (DEM)	346	49.36	346
WATSON, GARY L. (IND)	342	48.79	342
WRITE-IN.	13	1.85	13

CITY OF TUCSON
 COUNCIL MEMBER WARD 5
 (VOTE FOR) 1

FIMBRES, RICHARD G. (DEM)	481	88.75	481
WRITE-IN.	61	11.25	61

CITY OF TUCSON
 COUNCIL MEMBER WARD 6
 (VOTE FOR) 1

KOZACHIK, STEVE (DEM)	372	49.60	372
RODRIGUEZ, MARIANO (REP)	299	39.87	299
CEASE, MIKE (GRN).	73	9.73	73
WRITE-IN.	6	.80	6

CITY OF TUCSON
 PROPOSITION 202
 (VOTE FOR) 1

YES / SI.	357	49.11	357
NO.	370	50.89	370

CITY OF TUCSON
PROPOSITION 203
(VOTE FOR) 1

YES / SI.	358	46.25	358
NO.	416	53.75	416

CITY OF TUCSON
PROPOSITION 204
(VOTE FOR) 1

YES / SI.	227	29.21	227
NO.	550	70.79	550

CITY OF TUCSON
PROPOSITION 406
(VOTE FOR) 1

YES / SI.	122	15.80	122
NO.	650	84.20	650

PREC REPORT-GROUP DETAIL
REPORT-EL30A PAGE 3097-02

CONSOLIDATED 2017

FINAL RESULTS

RUN DATE:11/13/17 05:11 PM

3097 113

	TOTAL VOTES	%	EARLYS
TUCSON UNIFIED SCHOOL DISTRICT			
PROPOSITION 458			
(VOTE FOR) 1			
YES / SI	236	30.77	236
NO.	531	69.23	531

FINAL RESULTS

RUN DATE:11/13/17 05:11 PM

3098 114

	TOTAL VOTES	%	EARLYS
REGISTERED VOTERS - TOTAL	696		
BALLOTS CAST - TOTAL.	74		74
BALLOTS CAST - BLANK.	0		0
VOTER TURNOUT - TOTAL		10.63	
VOTER TURNOUT - BLANK			

CITY OF TUCSON
COUNCIL MEMBER WARD 3
(VOTE FOR) 1

DURHAM, PAUL (DEM)	34	50.75	34
WATSON, GARY L. (IND)	33	49.25	33
WRITE-IN.	0		0

CITY OF TUCSON
COUNCIL MEMBER WARD 5
(VOTE FOR) 1

FIMBRES, RICHARD G. (DEM)	45	93.75	45
WRITE-IN.	3	6.25	3

CITY OF TUCSON
COUNCIL MEMBER WARD 6
(VOTE FOR) 1

KOZACHIK, STEVE (DEM)	31	46.27	31
RODRIGUEZ, MARIANO (REP)	30	44.78	30
CEASE, MIKE (GRN).	6	8.96	6
WRITE-IN.	0		0

CITY OF TUCSON
PROPOSITION 202
(VOTE FOR) 1

YES / SI.	55	78.57	55
NO.	15	21.43	15

CITY OF TUCSON
PROPOSITION 203
(VOTE FOR) 1

YES / SI.	54	77.14	54
NO.	16	22.86	16

CITY OF TUCSON
PROPOSITION 204
(VOTE FOR) 1

YES / SI.	38	54.29	38
NO.	32	45.71	32

CITY OF TUCSON
PROPOSITION 406
(VOTE FOR) 1

YES / SI.	16	22.54	16
NO.	55	77.46	55

PREC REPORT-GROUP DETAIL
REPORT-EL30A PAGE 3098-02

CONSOLIDATED 2017

FINAL RESULTS

RUN DATE:11/13/17 05:11 PM

3098 114

	TOTAL VOTES	%	EARLYS
SUNNYSIDE UNIFIED SCHOOL DISTRICT			
PROPOSITION 457			
(VOTE FOR) 1			
YES / SI	0		0
NO.	0		0
TUCSON UNIFIED SCHOOL DISTRICT			
PROPOSITION 458			
(VOTE FOR) 1			
YES / SI	36	50.70	36
NO.	35	49.30	35

PREC REPORT-GROUP DETAIL
REPORT-EL30A PAGE 3099-01

CONSOLIDATED 2017

FINAL RESULTS

RUN DATE:11/13/17 05:11 PM

3099 115

	TOTAL VOTES	%	EARLYS
REGISTERED VOTERS - TOTAL	3,522		
BALLOTS CAST - TOTAL	1,518		1,518
BALLOTS CAST - BLANK	2	.13	2
VOTER TURNOUT - TOTAL		43.10	
VOTER TURNOUT - BLANK06	

MARANA UNIFIED SCHOOL DISTRICT
PROPOSITION 456

(VOTE FOR)			
1			
YES / SI.	636	41.95	636
NO.	880	58.05	880

PICTURE ROCKS FIRE DISTRICT
PROPOSITION 460

(VOTE FOR)			
1			
YES / SI.	6	75.00	6
NO.	2	25.00	2

PREC REPORT-GROUP DETAIL
REPORT-EL30A PAGE 3100-01

CONSOLIDATED 2017

FINAL RESULTS

RUN DATE:11/13/17 05:11 PM

3100 116

	TOTAL VOTES	%	EARLYS
REGISTERED VOTERS - TOTAL	3,495		
BALLOTS CAST - TOTAL.	1,540		1,540
BALLOTS CAST - BLANK.	0		0
VOTER TURNOUT - TOTAL		44.06	
VOTER TURNOUT - BLANK			

CITY OF TUCSON
COUNCIL MEMBER WARD 3
(VOTE FOR) 1

DURHAM, PAUL (DEM)	697	50.14	697
WATSON, GARY L. (IND)	681	48.99	681
WRITE-IN.	12	.86	12

CITY OF TUCSON
COUNCIL MEMBER WARD 5
(VOTE FOR) 1

FIMBRES, RICHARD G. (DEM)	958	92.65	958
WRITE-IN.	76	7.35	76

CITY OF TUCSON
COUNCIL MEMBER WARD 6
(VOTE FOR) 1

KOZACHIK, STEVE (DEM)	786	53.95	786
RODRIGUEZ, MARIANO (REP)	569	39.05	569
CEASE, MIKE (GRN).	98	6.73	98
WRITE-IN.	4	.27	4

CITY OF TUCSON
PROPOSITION 202
(VOTE FOR) 1

YES / SI.	737	52.61	737
NO.	664	47.39	664

CITY OF TUCSON
PROPOSITION 203
(VOTE FOR) 1

YES / SI.	719	48.03	719
NO.	778	51.97	778

CITY OF TUCSON
PROPOSITION 204
(VOTE FOR) 1

YES / SI.	435	29.04	435
NO.	1,063	70.96	1,063

CITY OF TUCSON
PROPOSITION 406
(VOTE FOR) 1

YES / SI.	350	23.57	350
NO.	1,135	76.43	1,135

PREC REPORT-GROUP DETAIL
REPORT-EL30A PAGE 3100-02

CONSOLIDATED 2017

FINAL RESULTS

RUN DATE:11/13/17 05:11 PM

3100 116

TOTAL VOTES

%

EARLYS

TUCSON UNIFIED SCHOOL DISTRICT

PROPOSITION 458

(VOTE FOR) 1

YES / SI	536	36.17	536
NO.	946	63.83	946

PREC REPORT-GROUP DETAIL
REPORT-EL30A PAGE 3101-01

CONSOLIDATED 2017

FINAL RESULTS

RUN DATE:11/13/17 05:11 PM

3101 117

	TOTAL VOTES	%	EARLYS
REGISTERED VOTERS - TOTAL	2,300		
BALLOTS CAST - TOTAL.	879		879
BALLOTS CAST - BLANK.	0		0
VOTER TURNOUT - TOTAL		38.22	
VOTER TURNOUT - BLANK			

CITY OF TUCSON
COUNCIL MEMBER WARD 3
(VOTE FOR) 1

DURHAM, PAUL (DEM)	419	51.92	419
WATSON, GARY L. (IND)	388	48.08	388
WRITE-IN.	0		0

CITY OF TUCSON
COUNCIL MEMBER WARD 5
(VOTE FOR) 1

FIMBRES, RICHARD G. (DEM)	563	94.15	563
WRITE-IN.	35	5.85	35

CITY OF TUCSON
COUNCIL MEMBER WARD 6
(VOTE FOR) 1

KOZACHIK, STEVE (DEM)	460	54.57	460
RODRIGUEZ, MARIANO (REP)	326	38.67	326
CEASE, MIKE (GRN).	56	6.64	56
WRITE-IN.	1	.12	1

CITY OF TUCSON
PROPOSITION 202
(VOTE FOR) 1

YES / SI.	415	51.05	415
NO.	398	48.95	398

CITY OF TUCSON
PROPOSITION 203
(VOTE FOR) 1

YES / SI.	419	49.01	419
NO.	436	50.99	436

CITY OF TUCSON
PROPOSITION 204
(VOTE FOR) 1

YES / SI.	245	28.93	245
NO.	602	71.07	602

CITY OF TUCSON
PROPOSITION 406
(VOTE FOR) 1

YES / SI.	208	24.41	208
NO.	644	75.59	644

PREC REPORT-GROUP DETAIL
REPORT-EL30A PAGE 3101-02

CONSOLIDATED 2017

FINAL RESULTS

RUN DATE:11/13/17 05:11 PM

3101 117

TOTAL VOTES

%

EARLYS

TUCSON UNIFIED SCHOOL DISTRICT

PROPOSITION 458

(VOTE FOR) 1

YES / SI	297	35.06	297
NO.	550	64.94	550

FINAL RESULTS

RUN DATE:11/13/17 05:11 PM

3102 118

	TOTAL VOTES	%	EARLYS
REGISTERED VOTERS - TOTAL	2,538		
BALLOTS CAST - TOTAL.	1,307		1,307
BALLOTS CAST - BLANK.	0		0
VOTER TURNOUT - TOTAL		51.50	
VOTER TURNOUT - BLANK			

CITY OF TUCSON
 COUNCIL MEMBER WARD 3
 (VOTE FOR) 1

DURHAM, PAUL (DEM)	632	53.15	632
WATSON, GARY L. (IND)	548	46.09	548
WRITE-IN.	9	.76	9

CITY OF TUCSON
 COUNCIL MEMBER WARD 5
 (VOTE FOR) 1

FIMBRES, RICHARD G. (DEM)	818	94.46	818
WRITE-IN.	48	5.54	48

CITY OF TUCSON
 COUNCIL MEMBER WARD 6
 (VOTE FOR) 1

KOZACHIK, STEVE (DEM)	734	59.19	734
RODRIGUEZ, MARIANO (REP)	440	35.48	440
CEASE, MIKE (GRN).	64	5.16	64
WRITE-IN.	2	.16	2

CITY OF TUCSON
 PROPOSITION 202
 (VOTE FOR) 1

YES / SI.	647	54.01	647
NO.	551	45.99	551

CITY OF TUCSON
PROPOSITION 203
(VOTE FOR) 1

YES / SI.	647	51.19	647
NO.	617	48.81	617

CITY OF TUCSON
PROPOSITION 204
(VOTE FOR) 1

YES / SI.	384	30.55	384
NO.	873	69.45	873

CITY OF TUCSON
PROPOSITION 406
(VOTE FOR) 1

YES / SI.	447	35.42	447
NO.	815	64.58	815

PREC REPORT-GROUP DETAIL
REPORT-EL30A PAGE 3102-02

CONSOLIDATED 2017

FINAL RESULTS

RUN DATE:11/13/17 05:11 PM

3102 118

TOTAL VOTES

%

EARLYS

TUCSON UNIFIED SCHOOL DISTRICT

PROPOSITION 458

(VOTE FOR) 1

YES / SI	525	41.93	525
NO.	727	58.07	727

FINAL RESULTS

RUN DATE:11/13/17 05:11 PM

3103 119

	TOTAL VOTES	%	EARLYS
REGISTERED VOTERS - TOTAL	1,892		
BALLOTS CAST - TOTAL.	787		787
BALLOTS CAST - BLANK.	0		0
VOTER TURNOUT - TOTAL		41.60	
VOTER TURNOUT - BLANK			

CITY OF TUCSON
 COUNCIL MEMBER WARD 3
 (VOTE FOR) 1

DURHAM, PAUL (DEM)	374	52.97	374
WATSON, GARY L. (IND)	320	45.33	320
WRITE-IN.	12	1.70	12

CITY OF TUCSON
 COUNCIL MEMBER WARD 5
 (VOTE FOR) 1

FIMBRES, RICHARD G. (DEM)	487	93.30	487
WRITE-IN.	35	6.70	35

CITY OF TUCSON
 COUNCIL MEMBER WARD 6
 (VOTE FOR) 1

KOZACHIK, STEVE (DEM)	405	54.14	405
RODRIGUEZ, MARIANO (REP)	290	38.77	290
CEASE, MIKE (GRN).	51	6.82	51
WRITE-IN.	2	.27	2

CITY OF TUCSON
 PROPOSITION 202
 (VOTE FOR) 1

YES / SI.	353	48.22	353
NO.	379	51.78	379

CITY OF TUCSON
PROPOSITION 203
(VOTE FOR) 1

YES / SI.	350	45.69	350
NO.	416	54.31	416

CITY OF TUCSON
PROPOSITION 204
(VOTE FOR) 1

YES / SI.	221	29.35	221
NO.	532	70.65	532

CITY OF TUCSON
PROPOSITION 406
(VOTE FOR) 1

YES / SI.	162	21.26	162
NO.	600	78.74	600

PREC REPORT-GROUP DETAIL
REPORT-EL30A PAGE 3103-02

CONSOLIDATED 2017

FINAL RESULTS

RUN DATE:11/13/17 05:11 PM

3103 119

TOTAL VOTES

%

EARLYS

TUCSON UNIFIED SCHOOL DISTRICT

PROPOSITION 458

(VOTE FOR) 1

YES / SI	277	36.50	277
NO.	482	63.50	482

FINAL RESULTS

RUN DATE:11/13/17 05:11 PM

3104 120

	TOTAL VOTES	%	EARLYS
REGISTERED VOTERS - TOTAL	2,706		
BALLOTS CAST - TOTAL.	1,061		1,061
BALLOTS CAST - BLANK.	0		0
VOTER TURNOUT - TOTAL		39.21	
VOTER TURNOUT - BLANK			

CITY OF TUCSON
 COUNCIL MEMBER WARD 3
 (VOTE FOR) 1

DURHAM, PAUL (DEM)	516	53.14	516
WATSON, GARY L. (IND)	442	45.52	442
WRITE-IN.	13	1.34	13

CITY OF TUCSON
 COUNCIL MEMBER WARD 5
 (VOTE FOR) 1

FIMBRES, RICHARD G. (DEM)	684	91.81	684
WRITE-IN.	61	8.19	61

CITY OF TUCSON
 COUNCIL MEMBER WARD 6
 (VOTE FOR) 1

KOZACHIK, STEVE (DEM)	561	55.49	561
RODRIGUEZ, MARIANO (REP)	369	36.50	369
CEASE, MIKE (GRN).	78	7.72	78
WRITE-IN.	3	.30	3

CITY OF TUCSON
 PROPOSITION 202
 (VOTE FOR) 1

YES / SI.	497	51.13	497
NO.	475	48.87	475

CITY OF TUCSON
PROPOSITION 203
(VOTE FOR) 1

YES / SI.	490	47.25	490
NO.	547	52.75	547

CITY OF TUCSON
PROPOSITION 204
(VOTE FOR) 1

YES / SI.	260	25.17	260
NO.	773	74.83	773

CITY OF TUCSON
PROPOSITION 406
(VOTE FOR) 1

YES / SI.	198	19.13	198
NO.	837	80.87	837

PREC REPORT-GROUP DETAIL
REPORT-EL30A PAGE 3104-02

CONSOLIDATED 2017

FINAL RESULTS

RUN DATE:11/13/17 05:11 PM

3104 120

	TOTAL VOTES	%	EARLYS
TUCSON UNIFIED SCHOOL DISTRICT			
PROPOSITION 458			
(VOTE FOR) 1			
YES / SI	321	31.29	321
NO.	705	68.71	705

FINAL RESULTS

RUN DATE:11/13/17 05:11 PM

3105 121

	TOTAL VOTES	%	EARLYS
REGISTERED VOTERS - TOTAL	1,623		
BALLOTS CAST - TOTAL.	855		855
BALLOTS CAST - BLANK.	0		0
VOTER TURNOUT - TOTAL		52.68	
VOTER TURNOUT - BLANK			

CITY OF TUCSON
 COUNCIL MEMBER WARD 3
 (VOTE FOR) 1

DURHAM, PAUL (DEM)	344	44.50	344
WATSON, GARY L. (IND)	421	54.46	421
WRITE-IN.	8	1.03	8

CITY OF TUCSON
 COUNCIL MEMBER WARD 5
 (VOTE FOR) 1

FIMBRES, RICHARD G. (DEM)	507	94.94	507
WRITE-IN.	27	5.06	27

CITY OF TUCSON
 COUNCIL MEMBER WARD 6
 (VOTE FOR) 1

KOZACHIK, STEVE (DEM)	424	52.22	424
RODRIGUEZ, MARIANO (REP)	344	42.36	344
CEASE, MIKE (GRN).	44	5.42	44
WRITE-IN.	0		0

CITY OF TUCSON
 PROPOSITION 202
 (VOTE FOR) 1

YES / SI.	408	51.06	408
NO.	391	48.94	391

CITY OF TUCSON
PROPOSITION 203
(VOTE FOR) 1

YES / SI.	406	48.86	406
NO.	425	51.14	425

CITY OF TUCSON
PROPOSITION 204
(VOTE FOR) 1

YES / SI.	198	24.03	198
NO.	626	75.97	626

CITY OF TUCSON
PROPOSITION 406
(VOTE FOR) 1

YES / SI.	254	30.64	254
NO.	575	69.36	575

PREC REPORT-GROUP DETAIL
REPORT-EL30A PAGE 3105-02

CONSOLIDATED 2017

FINAL RESULTS

RUN DATE:11/13/17 05:11 PM

3105 121

	TOTAL VOTES	%	EARLYS
TUCSON UNIFIED SCHOOL DISTRICT			
PROPOSITION 458			
(VOTE FOR) 1			
YES / SI	310	37.76	310
NO.	511	62.24	511

FINAL RESULTS

RUN DATE:11/13/17 05:11 PM

3106 122

	TOTAL VOTES	%	EARLYS
REGISTERED VOTERS - TOTAL	1,926		
BALLOTS CAST - TOTAL.	707		707
BALLOTS CAST - BLANK.	0		0
VOTER TURNOUT - TOTAL		36.71	
VOTER TURNOUT - BLANK			

CITY OF TUCSON
COUNCIL MEMBER WARD 3
(VOTE FOR) 1

DURHAM, PAUL (DEM)	322	52.19	322
WATSON, GARY L. (IND)	290	47.00	290
WRITE-IN.	5	.81	5

CITY OF TUCSON
COUNCIL MEMBER WARD 5
(VOTE FOR) 1

FIMBRES, RICHARD G. (DEM)	430	93.28	430
WRITE-IN.	31	6.72	31

CITY OF TUCSON
COUNCIL MEMBER WARD 6
(VOTE FOR) 1

KOZACHIK, STEVE (DEM)	341	51.43	341
RODRIGUEZ, MARIANO (REP)	268	40.42	268
CEASE, MIKE (GRN).	52	7.84	52
WRITE-IN.	2	.30	2

CITY OF TUCSON
PROPOSITION 202
(VOTE FOR) 1

YES / SI.	302	45.48	302
NO.	362	54.52	362

CITY OF TUCSON
PROPOSITION 203
(VOTE FOR) 1

YES / SI.	293	42.65	293
NO.	394	57.35	394

CITY OF TUCSON
PROPOSITION 204
(VOTE FOR) 1

YES / SI.	152	22.22	152
NO.	532	77.78	532

CITY OF TUCSON
PROPOSITION 406
(VOTE FOR) 1

YES / SI.	115	16.86	115
NO.	567	83.14	567

PREC REPORT-GROUP DETAIL
REPORT-EL30A PAGE 3106-02

CONSOLIDATED 2017

FINAL RESULTS

RUN DATE:11/13/17 05:11 PM

3106 122

	TOTAL VOTES	%	EARLYS
TUCSON UNIFIED SCHOOL DISTRICT			
PROPOSITION 458			
(VOTE FOR) 1			
YES / SI	209	30.60	209
NO.	474	69.40	474

FINAL RESULTS

RUN DATE:11/13/17 05:11 PM

3107 123

	TOTAL VOTES	%	EARLYS
REGISTERED VOTERS - TOTAL	3,899		
BALLOTS CAST - TOTAL.	1,233		1,233
BALLOTS CAST - BLANK.	0		0
VOTER TURNOUT - TOTAL		31.62	
VOTER TURNOUT - BLANK			

CITY OF TUCSON
 COUNCIL MEMBER WARD 3
 (VOTE FOR) 1

DURHAM, PAUL (DEM)	557	49.78	557
WATSON, GARY L. (IND)	549	49.06	549
WRITE-IN.	13	1.16	13

CITY OF TUCSON
 COUNCIL MEMBER WARD 5
 (VOTE FOR) 1

FIMBRES, RICHARD G. (DEM)	782	92.65	782
WRITE-IN.	62	7.35	62

CITY OF TUCSON
 COUNCIL MEMBER WARD 6
 (VOTE FOR) 1

KOZACHIK, STEVE (DEM)	587	49.83	587
RODRIGUEZ, MARIANO (REP)	487	41.34	487
CEASE, MIKE (GRN).	100	8.49	100
WRITE-IN.	4	.34	4

CITY OF TUCSON
 PROPOSITION 202
 (VOTE FOR) 1

YES / SI.	565	48.41	565
NO.	602	51.59	602

CITY OF TUCSON
PROPOSITION 203
(VOTE FOR) 1

YES / SI.	551	45.80	551
NO.	652	54.20	652

CITY OF TUCSON
PROPOSITION 204
(VOTE FOR) 1

YES / SI.	326	27.21	326
NO.	872	72.79	872

CITY OF TUCSON
PROPOSITION 406
(VOTE FOR) 1

YES / SI.	192	16.08	192
NO.	1,002	83.92	1,002

PREC REPORT-GROUP DETAIL
REPORT-EL30A PAGE 3107-02

CONSOLIDATED 2017

FINAL RESULTS

RUN DATE:11/13/17 05:11 PM

3107 123

	TOTAL VOTES	%	EARLYS
TUCSON UNIFIED SCHOOL DISTRICT			
PROPOSITION 458			
(VOTE FOR) 1			
YES / SI	376	31.39	376
NO.	822	68.61	822

FINAL RESULTS

RUN DATE:11/13/17 05:11 PM

3108 124

	TOTAL VOTES	%	EARLYS
REGISTERED VOTERS - TOTAL	1,456		
BALLOTS CAST - TOTAL.	544		544
BALLOTS CAST - BLANK.	0		0
VOTER TURNOUT - TOTAL		37.36	
VOTER TURNOUT - BLANK			

CITY OF TUCSON
 COUNCIL MEMBER WARD 3
 (VOTE FOR) 1

DURHAM, PAUL (DEM)	231	48.33	231
WATSON, GARY L. (IND)	241	50.42	241
WRITE-IN.	6	1.26	6

CITY OF TUCSON
 COUNCIL MEMBER WARD 5
 (VOTE FOR) 1

FIMBRES, RICHARD G. (DEM)	317	95.48	317
WRITE-IN.	15	4.52	15

CITY OF TUCSON
 COUNCIL MEMBER WARD 6
 (VOTE FOR) 1

KOZACHIK, STEVE (DEM)	260	50.58	260
RODRIGUEZ, MARIANO (REP)	221	43.00	221
CEASE, MIKE (GRN).	30	5.84	30
WRITE-IN.	3	.58	3

CITY OF TUCSON
 PROPOSITION 202
 (VOTE FOR) 1

YES / SI.	217	43.84	217
NO.	278	56.16	278

CITY OF TUCSON
PROPOSITION 203
(VOTE FOR) 1

YES / SI.	224	42.75	224
NO.	300	57.25	300

CITY OF TUCSON
PROPOSITION 204
(VOTE FOR) 1

YES / SI.	131	25.29	131
NO.	387	74.71	387

CITY OF TUCSON
PROPOSITION 406
(VOTE FOR) 1

YES / SI.	95	18.16	95
NO.	428	81.84	428

PREC REPORT-GROUP DETAIL
REPORT-EL30A PAGE 3108-02

CONSOLIDATED 2017

FINAL RESULTS

RUN DATE:11/13/17 05:11 PM

3108 124

TOTAL VOTES

%

EARLYS

TUCSON UNIFIED SCHOOL DISTRICT

PROPOSITION 458

(VOTE FOR) 1

YES / SI	134	26.07	134
NO.	380	73.93	380

PREC REPORT-GROUP DETAIL
REPORT-EL30A PAGE 3109-01

CONSOLIDATED 2017

FINAL RESULTS

RUN DATE:11/13/17 05:11 PM

3109 125

	TOTAL VOTES	%	EARLYS
REGISTERED VOTERS - TOTAL	1,824		
BALLOTS CAST - TOTAL.	740		740
BALLOTS CAST - BLANK.	0		0
VOTER TURNOUT - TOTAL		40.57	
VOTER TURNOUT - BLANK			

TUCSON UNIFIED SCHOOL DISTRICT
PROPOSITION 458
(VOTE FOR) 1

YES / SI	314	42.43	314
NO.	426	57.57	426

PREC REPORT-GROUP DETAIL
REPORT-EL30A PAGE 3110-01

CONSOLIDATED 2017

FINAL RESULTS

RUN DATE:11/13/17 05:11 PM

3110 126

	TOTAL VOTES	%	EARLYS
REGISTERED VOTERS - TOTAL	1,348		
BALLOTS CAST - TOTAL.	663		663
BALLOTS CAST - BLANK.	0		0
VOTER TURNOUT - TOTAL		49.18	
VOTER TURNOUT - BLANK			

CITY OF TUCSON
COUNCIL MEMBER WARD 3
(VOTE FOR) 1

DURHAM, PAUL (DEM)	212	40.15	212
WATSON, GARY L. (IND)	312	59.09	312
WRITE-IN.	4	.76	4

CITY OF TUCSON
COUNCIL MEMBER WARD 5
(VOTE FOR) 1

FIMBRES, RICHARD G. (DEM)	311	91.20	311
WRITE-IN.	30	8.80	30

CITY OF TUCSON
COUNCIL MEMBER WARD 6
(VOTE FOR) 1

KOZACHIK, STEVE (DEM)	270	46.55	270
RODRIGUEZ, MARIANO (REP)	297	51.21	297
CEASE, MIKE (GRN).	13	2.24	13
WRITE-IN.	0		0

CITY OF TUCSON
PROPOSITION 202
(VOTE FOR) 1

YES / SI.	260	45.30	260
NO.	314	54.70	314

CITY OF TUCSON
PROPOSITION 203
(VOTE FOR) 1

YES / SI.	250	42.30	250
NO.	341	57.70	341

CITY OF TUCSON
PROPOSITION 204
(VOTE FOR) 1

YES / SI.	146	24.62	146
NO.	447	75.38	447

CITY OF TUCSON
PROPOSITION 406
(VOTE FOR) 1

YES / SI.	196	33.45	196
NO.	390	66.55	390

PREC REPORT-GROUP DETAIL
REPORT-EL30A PAGE 3110-02

CONSOLIDATED 2017

FINAL RESULTS

RUN DATE:11/13/17 05:11 PM

3110 126

TOTAL VOTES

%

EARLYS

TUCSON UNIFIED SCHOOL DISTRICT

PROPOSITION 458

(VOTE FOR) 1

YES / SI	241	37.48	241
NO.	402	62.52	402

PREC REPORT-GROUP DETAIL
REPORT-EL30A PAGE 3111-01

CONSOLIDATED 2017

RUN DATE:11/13/17 05:11 PM

FINAL RESULTS

3111 127

	TOTAL VOTES	%	EARLYS
REGISTERED VOTERS - TOTAL	5,806		
BALLOTS CAST - TOTAL.	2,821		2,821
BALLOTS CAST - BLANK.	2	.07	2
VOTER TURNOUT - TOTAL		48.59	
VOTER TURNOUT - BLANK03	

MARANA UNIFIED SCHOOL DISTRICT
PROPOSITION 456
(VOTE FOR) 1

YES / SI.	1,086	38.52	1,086
NO.	1,733	61.48	1,733

FINAL RESULTS

RUN DATE:11/13/17 05:11 PM

3112 128

	TOTAL VOTES	%	EARLYS
REGISTERED VOTERS - TOTAL	2,004		
BALLOTS CAST - TOTAL.	956		956
BALLOTS CAST - BLANK.	0		0
VOTER TURNOUT - TOTAL		47.70	
VOTER TURNOUT - BLANK			

CITY OF TUCSON
 COUNCIL MEMBER WARD 3
 (VOTE FOR) 1

DURHAM, PAUL (DEM)	416	48.15	416
WATSON, GARY L. (IND)	439	50.81	439
WRITE-IN.	9	1.04	9

CITY OF TUCSON
 COUNCIL MEMBER WARD 5
 (VOTE FOR) 1

FIMBRES, RICHARD G. (DEM)	564	92.16	564
WRITE-IN.	48	7.84	48

CITY OF TUCSON
 COUNCIL MEMBER WARD 6
 (VOTE FOR) 1

KOZACHIK, STEVE (DEM)	486	53.11	486
RODRIGUEZ, MARIANO (REP)	382	41.75	382
CEASE, MIKE (GRN).	43	4.70	43
WRITE-IN.	4	.44	4

CITY OF TUCSON
 PROPOSITION 202
 (VOTE FOR) 1

YES / SI.	422	46.84	422
NO.	479	53.16	479

CITY OF TUCSON
PROPOSITION 203
(VOTE FOR) 1

YES / SI.	418	44.52	418
NO.	521	55.48	521

CITY OF TUCSON
PROPOSITION 204
(VOTE FOR) 1

YES / SI.	235	25.19	235
NO.	698	74.81	698

CITY OF TUCSON
PROPOSITION 406
(VOTE FOR) 1

YES / SI.	236	25.38	236
NO.	694	74.62	694

PREC REPORT-GROUP DETAIL
REPORT-EL30A PAGE 3112-02

CONSOLIDATED 2017

FINAL RESULTS

RUN DATE:11/13/17 05:11 PM

3112 128

	TOTAL VOTES	%	EARLYS
TUCSON UNIFIED SCHOOL DISTRICT			
PROPOSITION 458			
(VOTE FOR) 1			
YES / SI	322	34.70	322
NO.	606	65.30	606

FINAL RESULTS

RUN DATE:11/13/17 05:11 PM

3113 129

	TOTAL VOTES	%	EARLYS
REGISTERED VOTERS - TOTAL	1,852		
BALLOTS CAST - TOTAL.	676		676
BALLOTS CAST - BLANK.	0		0
VOTER TURNOUT - TOTAL		36.50	
VOTER TURNOUT - BLANK			

CITY OF TUCSON
COUNCIL MEMBER WARD 3
(VOTE FOR) 1

DURHAM, PAUL (DEM)	310	50.16	310
WATSON, GARY L. (IND)	299	48.38	299
WRITE-IN.	9	1.46	9

CITY OF TUCSON
COUNCIL MEMBER WARD 5
(VOTE FOR) 1

FIMBRES, RICHARD G. (DEM)	418	92.27	418
WRITE-IN.	35	7.73	35

CITY OF TUCSON
COUNCIL MEMBER WARD 6
(VOTE FOR) 1

KOZACHIK, STEVE (DEM)	348	53.54	348
RODRIGUEZ, MARIANO (REP)	243	37.38	243
CEASE, MIKE (GRN).	55	8.46	55
WRITE-IN.	4	.62	4

CITY OF TUCSON
PROPOSITION 202
(VOTE FOR) 1

YES / SI.	282	45.34	282
NO.	340	54.66	340

CITY OF TUCSON
PROPOSITION 203
(VOTE FOR) 1

YES / SI.	288	43.50	288
NO.	374	56.50	374

CITY OF TUCSON
PROPOSITION 204
(VOTE FOR) 1

YES / SI.	186	28.14	186
NO.	475	71.86	475

CITY OF TUCSON
PROPOSITION 406
(VOTE FOR) 1

YES / SI.	151	22.91	151
NO.	508	77.09	508

PREC REPORT-GROUP DETAIL
REPORT-EL30A PAGE 3113-02

CONSOLIDATED 2017

FINAL RESULTS

RUN DATE:11/13/17 05:11 PM

3113 129

	TOTAL VOTES	%	EARLYS
TUCSON UNIFIED SCHOOL DISTRICT			
PROPOSITION 458			
(VOTE FOR) 1			
YES / SI	210	32.01	210
NO.	446	67.99	446

FINAL RESULTS

RUN DATE:11/13/17 05:11 PM

3114 130

	TOTAL VOTES	%	EARLYS
REGISTERED VOTERS - TOTAL	3,039		
BALLOTS CAST - TOTAL.	1,178		1,178
BALLOTS CAST - BLANK.	0		0
VOTER TURNOUT - TOTAL		38.76	
VOTER TURNOUT - BLANK			

CITY OF TUCSON
 COUNCIL MEMBER WARD 3
 (VOTE FOR) 1

DURHAM, PAUL (DEM)	432	41.14	432
WATSON, GARY L. (IND)	610	58.10	610
WRITE-IN.	8	.76	8

CITY OF TUCSON
 COUNCIL MEMBER WARD 5
 (VOTE FOR) 1

FIMBRES, RICHARD G. (DEM)	653	90.82	653
WRITE-IN.	66	9.18	66

CITY OF TUCSON
 COUNCIL MEMBER WARD 6
 (VOTE FOR) 1

KOZACHIK, STEVE (DEM)	509	45.41	509
RODRIGUEZ, MARIANO (REP)	508	45.32	508
CEASE, MIKE (GRN).	96	8.56	96
WRITE-IN.	8	.71	8

CITY OF TUCSON
 PROPOSITION 202
 (VOTE FOR) 1

YES / SI.	480	44.32	480
NO.	603	55.68	603

CITY OF TUCSON
PROPOSITION 203
(VOTE FOR) 1

YES / SI.	455	40.09	455
NO.	680	59.91	680

CITY OF TUCSON
PROPOSITION 204
(VOTE FOR) 1

YES / SI.	280	24.87	280
NO.	846	75.13	846

CITY OF TUCSON
PROPOSITION 406
(VOTE FOR) 1

YES / SI.	250	22.14	250
NO.	879	77.86	879

PREC REPORT-GROUP DETAIL
REPORT-EL30A PAGE 3114-02

CONSOLIDATED 2017

RUN DATE:11/13/17 05:11 PM

FINAL RESULTS

3114 130

	TOTAL VOTES	%	EARLYS
TUCSON UNIFIED SCHOOL DISTRICT			
PROPOSITION 458			
(VOTE FOR) 1			
YES / SI	366	32.28	366
NO.	768	67.72	768

FINAL RESULTS

RUN DATE:11/13/17 05:11 PM

3115 131

	TOTAL VOTES	%	EARLYS
REGISTERED VOTERS - TOTAL	1,843		
BALLOTS CAST - TOTAL.	973		973
BALLOTS CAST - BLANK.	0		0
VOTER TURNOUT - TOTAL		52.79	
VOTER TURNOUT - BLANK			

CITY OF TUCSON
COUNCIL MEMBER WARD 3
(VOTE FOR) 1

DURHAM, PAUL (DEM)	382	44.52	382
WATSON, GARY L. (IND)	472	55.01	472
WRITE-IN.	4	.47	4

CITY OF TUCSON
COUNCIL MEMBER WARD 5
(VOTE FOR) 1

FIMBRES, RICHARD G. (DEM)	496	91.34	496
WRITE-IN.	47	8.66	47

CITY OF TUCSON
COUNCIL MEMBER WARD 6
(VOTE FOR) 1

KOZACHIK, STEVE (DEM)	446	48.58	446
RODRIGUEZ, MARIANO (REP)	435	47.39	435
CEASE, MIKE (GRN).	36	3.92	36
WRITE-IN.	1	.11	1

CITY OF TUCSON
PROPOSITION 202
(VOTE FOR) 1

YES / SI.	418	46.81	418
NO.	475	53.19	475

CITY OF TUCSON
PROPOSITION 203
(VOTE FOR) 1

YES / SI.	398	42.25	398
NO.	544	57.75	544

CITY OF TUCSON
PROPOSITION 204
(VOTE FOR) 1

YES / SI.	215	22.99	215
NO.	720	77.01	720

CITY OF TUCSON
PROPOSITION 406
(VOTE FOR) 1

YES / SI.	278	29.70	278
NO.	658	70.30	658

PREC REPORT-GROUP DETAIL
REPORT-EL30A PAGE 3115-02

CONSOLIDATED 2017

FINAL RESULTS

RUN DATE:11/13/17 05:11 PM

3115 131

	TOTAL VOTES	%	EARLYS
TUCSON UNIFIED SCHOOL DISTRICT			
PROPOSITION 458			
(VOTE FOR) 1			
YES / SI	304	32.34	304
NO.	636	67.66	636

FINAL RESULTS

RUN DATE:11/13/17 05:11 PM

3116 132

	TOTAL VOTES	%	EARLYS
REGISTERED VOTERS - TOTAL	2,800		
BALLOTS CAST - TOTAL.	1,138		1,138
BALLOTS CAST - BLANK.	0		0
VOTER TURNOUT - TOTAL		40.64	
VOTER TURNOUT - BLANK			

CITY OF TUCSON
 COUNCIL MEMBER WARD 3
 (VOTE FOR) 1

DURHAM, PAUL (DEM)	489	47.29	489
WATSON, GARY L. (IND)	535	51.74	535
WRITE-IN.	10	.97	10

CITY OF TUCSON
 COUNCIL MEMBER WARD 5
 (VOTE FOR) 1

FIMBRES, RICHARD G. (DEM)	656	92.39	656
WRITE-IN.	54	7.61	54

CITY OF TUCSON
 COUNCIL MEMBER WARD 6
 (VOTE FOR) 1

KOZACHIK, STEVE (DEM)	528	48.62	528
RODRIGUEZ, MARIANO (REP)	476	43.83	476
CEASE, MIKE (GRN).	79	7.27	79
WRITE-IN.	3	.28	3

CITY OF TUCSON
 PROPOSITION 202
 (VOTE FOR) 1

YES / SI.	485	45.84	485
NO.	573	54.16	573

CITY OF TUCSON
PROPOSITION 203
(VOTE FOR) 1

YES / SI.	465	42.20	465
NO.	637	57.80	637

CITY OF TUCSON
PROPOSITION 204
(VOTE FOR) 1

YES / SI.	286	25.91	286
NO.	818	74.09	818

CITY OF TUCSON
PROPOSITION 406
(VOTE FOR) 1

YES / SI.	231	20.96	231
NO.	871	79.04	871

PREC REPORT-GROUP DETAIL
REPORT-EL30A PAGE 3116-02

CONSOLIDATED 2017

FINAL RESULTS

RUN DATE:11/13/17 05:11 PM

3116 132

TOTAL VOTES

%

EARLYS

TUCSON UNIFIED SCHOOL DISTRICT

PROPOSITION 458

(VOTE FOR) 1

YES / SI	352	32.00	352
NO.	748	68.00	748

FINAL RESULTS

RUN DATE:11/13/17 05:11 PM

3117 133

	TOTAL VOTES	%	EARLYS
REGISTERED VOTERS - TOTAL	3,148		
BALLOTS CAST - TOTAL.	1,188		1,188
BALLOTS CAST - BLANK.	0		0
VOTER TURNOUT - TOTAL		37.74	
VOTER TURNOUT - BLANK			

CITY OF TUCSON
 COUNCIL MEMBER WARD 3
 (VOTE FOR) 1

DURHAM, PAUL (DEM)	480	45.33	480
WATSON, GARY L. (IND)	567	53.54	567
WRITE-IN.	12	1.13	12

CITY OF TUCSON
 COUNCIL MEMBER WARD 5
 (VOTE FOR) 1

FIMBRES, RICHARD G. (DEM)	695	93.16	695
WRITE-IN.	51	6.84	51

CITY OF TUCSON
 COUNCIL MEMBER WARD 6
 (VOTE FOR) 1

KOZACHIK, STEVE (DEM)	554	49.20	554
RODRIGUEZ, MARIANO (REP)	480	42.63	480
CEASE, MIKE (GRN).	87	7.73	87
WRITE-IN.	5	.44	5

CITY OF TUCSON
 PROPOSITION 202
 (VOTE FOR) 1

YES / SI.	495	44.20	495
NO.	625	55.80	625

CITY OF TUCSON
PROPOSITION 203
(VOTE FOR) 1

YES / SI.	487	41.95	487
NO.	674	58.05	674

CITY OF TUCSON
PROPOSITION 204
(VOTE FOR) 1

YES / SI.	245	21.25	245
NO.	908	78.75	908

CITY OF TUCSON
PROPOSITION 406
(VOTE FOR) 1

YES / SI.	175	15.10	175
NO.	984	84.90	984

PREC REPORT-GROUP DETAIL
REPORT-EL30A PAGE 3117-02

CONSOLIDATED 2017

FINAL RESULTS

RUN DATE:11/13/17 05:11 PM

3117 133

	TOTAL VOTES	%	EARLYS
TUCSON UNIFIED SCHOOL DISTRICT			
PROPOSITION 458			
(VOTE FOR) 1			
YES / SI	312	26.90	312
NO.	848	73.10	848

PREC REPORT-GROUP DETAIL
REPORT-EL30A PAGE 3118-01

CONSOLIDATED 2017

FINAL RESULTS

RUN DATE:11/13/17 05:11 PM

3118 134

	TOTAL VOTES	%	EARLYS
REGISTERED VOTERS - TOTAL	2,012		
BALLOTS CAST - TOTAL.	555		555
BALLOTS CAST - BLANK.	0		0
VOTER TURNOUT - TOTAL		27.58	
VOTER TURNOUT - BLANK			

MARANA UNIFIED SCHOOL DISTRICT
PROPOSITION 456

(VOTE FOR) 1

YES / SI.	225	40.54	225
NO.	330	59.46	330

PREC REPORT-GROUP DETAIL
REPORT-EL30A PAGE 3119-01

CONSOLIDATED 2017

RUN DATE:11/13/17 05:11 PM

FINAL RESULTS

3119 142

	TOTAL VOTES	%	EARLYS
REGISTERED VOTERS - TOTAL	2,859		
BALLOTS CAST - TOTAL.	972		972
BALLOTS CAST - BLANK.	0		0
VOTER TURNOUT - TOTAL		34.00	
VOTER TURNOUT - BLANK			

MARANA UNIFIED SCHOOL DISTRICT
PROPOSITION 456
(VOTE FOR) 1

YES / SI.	394	40.53	394
NO.	578	59.47	578

FINAL RESULTS

RUN DATE:11/13/17 05:11 PM

3120 143

	TOTAL VOTES	%	EARLYS
REGISTERED VOTERS - TOTAL	771		
BALLOTS CAST - TOTAL.	298		298
BALLOTS CAST - BLANK.	0		0
VOTER TURNOUT - TOTAL		38.65	
VOTER TURNOUT - BLANK			

CITY OF TUCSON
COUNCIL MEMBER WARD 3
(VOTE FOR) 1

DURHAM, PAUL (DEM)	228	80.28	228
WATSON, GARY L. (IND)	50	17.61	50
WRITE-IN.	6	2.11	6

CITY OF TUCSON
COUNCIL MEMBER WARD 5
(VOTE FOR) 1

FIMBRES, RICHARD G. (DEM)	251	96.17	251
WRITE-IN.	10	3.83	10

CITY OF TUCSON
COUNCIL MEMBER WARD 6
(VOTE FOR) 1

KOZACHIK, STEVE (DEM)	231	79.93	231
RODRIGUEZ, MARIANO (REP)	25	8.65	25
CEASE, MIKE (GRN).	31	10.73	31
WRITE-IN.	2	.69	2

CITY OF TUCSON
PROPOSITION 202
(VOTE FOR) 1

YES / SI.	150	54.74	150
NO.	124	45.26	124

CITY OF TUCSON
PROPOSITION 203
(VOTE FOR) 1

YES / SI.	149	51.56	149
NO.	140	48.44	140

CITY OF TUCSON
PROPOSITION 204
(VOTE FOR) 1

YES / SI.	162	56.64	162
NO.	124	43.36	124

CITY OF TUCSON
PROPOSITION 406
(VOTE FOR) 1

YES / SI.	132	45.99	132
NO.	155	54.01	155

PREC REPORT-GROUP DETAIL
REPORT-EL30A PAGE 3120-02

CONSOLIDATED 2017

RUN DATE:11/13/17 05:11 PM

FINAL RESULTS

3120 143

TOTAL VOTES

%

EARLYS

TUCSON UNIFIED SCHOOL DISTRICT

PROPOSITION 458

(VOTE FOR) 1

YES / SI	169	59.30	169
NO.	116	40.70	116

FINAL RESULTS

RUN DATE:11/13/17 05:11 PM

3121 144

	TOTAL VOTES	%	EARLYS
REGISTERED VOTERS - TOTAL	2,276		
BALLOTS CAST - TOTAL.	836		836
BALLOTS CAST - BLANK.	0		0
VOTER TURNOUT - TOTAL		36.73	
VOTER TURNOUT - BLANK			

CITY OF TUCSON
COUNCIL MEMBER WARD 3
(VOTE FOR) 1

DURHAM, PAUL (DEM)	494	67.21	494
WATSON, GARY L. (IND)	237	32.24	237
WRITE-IN.	4	.54	4

CITY OF TUCSON
COUNCIL MEMBER WARD 5
(VOTE FOR) 1

FIMBRES, RICHARD G. (DEM)	580	95.71	580
WRITE-IN.	26	4.29	26

CITY OF TUCSON
COUNCIL MEMBER WARD 6
(VOTE FOR) 1

KOZACHIK, STEVE (DEM)	520	66.58	520
RODRIGUEZ, MARIANO (REP)	215	27.53	215
CEASE, MIKE (GRN).	44	5.63	44
WRITE-IN.	2	.26	2

CITY OF TUCSON
PROPOSITION 202
(VOTE FOR) 1

YES / SI.	373	49.40	373
NO.	382	50.60	382

CITY OF TUCSON
PROPOSITION 203
(VOTE FOR) 1

YES / SI.	377	46.89	377
NO.	427	53.11	427

CITY OF TUCSON
PROPOSITION 204
(VOTE FOR) 1

YES / SI.	265	33.42	265
NO.	528	66.58	528

CITY OF TUCSON
PROPOSITION 406
(VOTE FOR) 1

YES / SI.	233	29.05	233
NO.	569	70.95	569

PREC REPORT-GROUP DETAIL
REPORT-EL30A PAGE 3121-02

CONSOLIDATED 2017

FINAL RESULTS

RUN DATE:11/13/17 05:11 PM

3121 144

	TOTAL VOTES	%	EARLYS
TUCSON UNIFIED SCHOOL DISTRICT			
PROPOSITION 458			
(VOTE FOR) 1			
YES / SI	349	42.72	349
NO.	468	57.28	468
DREXEL HEIGHTS FIRE DISTRICT			
PROPOSITION 459			
(VOTE FOR) 1			
YES / SI.	10	50.00	10
NO.	10	50.00	10

PREC REPORT-GROUP DETAIL
REPORT-EL30A PAGE 3122-01

CONSOLIDATED 2017

FINAL RESULTS

RUN DATE:11/13/17 05:11 PM

3122 150

	TOTAL VOTES	%	EARLYS
REGISTERED VOTERS - TOTAL	615		
BALLOTS CAST - TOTAL.	114		114
BALLOTS CAST - BLANK.	0		0
VOTER TURNOUT - TOTAL		18.54	
VOTER TURNOUT - BLANK			

FLOWING WELLS UNIFIED SCHOOL DISTRICT
PROPOSITION 455

(VOTE FOR) 1			
YES / SI.	74	68.52	74
NO.	34	31.48	34

MARANA UNIFIED SCHOOL DISTRICT
PROPOSITION 456

(VOTE FOR) 1			
YES / SI.	3	50.00	3
NO.	3	50.00	3

PREC REPORT-GROUP DETAIL
REPORT-EL30A PAGE 3123-01

CONSOLIDATED 2017

FINAL RESULTS

RUN DATE:11/13/17 05:11 PM

3123 151

	TOTAL VOTES	%	EARLYS
REGISTERED VOTERS - TOTAL	830		
BALLOTS CAST - TOTAL	382		382
BALLOTS CAST - BLANK	0		0
VOTER TURNOUT - TOTAL		46.02	
VOTER TURNOUT - BLANK			

MARANA UNIFIED SCHOOL DISTRICT
PROPOSITION 456

(VOTE FOR)			
1			
YES / SI	23	40.35	23
NO	34	59.65	34

TUCSON UNIFIED SCHOOL DISTRICT
PROPOSITION 458

(VOTE FOR)			
1			
YES / SI	139	42.77	139
NO	186	57.23	186

DREXEL HEIGHTS FIRE DISTRICT
PROPOSITION 459

(VOTE FOR)			
1			
YES / SI	0		0
NO	0		0

PREC REPORT-GROUP DETAIL
REPORT-EL30A PAGE 3124-01

CONSOLIDATED 2017

FINAL RESULTS

RUN DATE:11/13/17 05:11 PM

3124 152

	TOTAL VOTES	%	EARLYS
REGISTERED VOTERS - TOTAL	926		
BALLOTS CAST - TOTAL	165		165
BALLOTS CAST - BLANK	0		0
VOTER TURNOUT - TOTAL		17.82	
VOTER TURNOUT - BLANK			

TUCSON UNIFIED SCHOOL DISTRICT
PROPOSITION 458

(VOTE FOR) 1			
YES / SI	68	41.72	68
NO.	95	58.28	95

DREXEL HEIGHTS FIRE DISTRICT
PROPOSITION 459

(VOTE FOR) 1			
YES / SI.	114	69.09	114
NO.	51	30.91	51

FINAL RESULTS

RUN DATE:11/13/17 05:11 PM

3125 153

	TOTAL VOTES	%	EARLYS
REGISTERED VOTERS - TOTAL	3,045		
BALLOTS CAST - TOTAL.	1,069		1,069
BALLOTS CAST - BLANK.	0		0
VOTER TURNOUT - TOTAL		35.11	
VOTER TURNOUT - BLANK			

CITY OF TUCSON
 COUNCIL MEMBER WARD 3
 (VOTE FOR) 1

DURHAM, PAUL (DEM)	432	60.08	432
WATSON, GARY L. (IND)	276	38.39	276
WRITE-IN.	11	1.53	11

CITY OF TUCSON
 COUNCIL MEMBER WARD 5
 (VOTE FOR) 1

FIMBRES, RICHARD G. (DEM)	521	92.87	521
WRITE-IN.	40	7.13	40

CITY OF TUCSON
 COUNCIL MEMBER WARD 6
 (VOTE FOR) 1

KOZACHIK, STEVE (DEM)	455	61.65	455
RODRIGUEZ, MARIANO (REP)	226	30.62	226
CEASE, MIKE (GRN).	51	6.91	51
WRITE-IN.	6	.81	6

CITY OF TUCSON
 PROPOSITION 202
 (VOTE FOR) 1

YES / SI.	393	54.36	393
NO.	330	45.64	330

CITY OF TUCSON
PROPOSITION 203
(VOTE FOR) 1

YES / SI.	403	53.31	403
NO.	353	46.69	353

CITY OF TUCSON
PROPOSITION 204
(VOTE FOR) 1

YES / SI.	284	37.47	284
NO.	474	62.53	474

CITY OF TUCSON
PROPOSITION 406
(VOTE FOR) 1

YES / SI.	234	30.95	234
NO.	522	69.05	522

PREC REPORT-GROUP DETAIL
REPORT-EL30A PAGE 3125-02

CONSOLIDATED 2017

FINAL RESULTS

RUN DATE:11/13/17 05:11 PM

3125 153

	TOTAL VOTES	%	EARLYS
FLOWING WELLS UNIFIED SCHOOL DISTRICT			
PROPOSITION 455			
(VOTE FOR) 1			
YES / SI	11	50.00	11
NO.	11	50.00	11
TUCSON UNIFIED SCHOOL DISTRICT			
PROPOSITION 458			
(VOTE FOR) 1			
YES / SI	470	46.26	470
NO.	546	53.74	546

PREC REPORT-GROUP DETAIL
REPORT-EL30A PAGE 3127-01

CONSOLIDATED 2017

FINAL RESULTS

RUN DATE:11/13/17 05:11 PM

3127 155

	TOTAL VOTES	%	EARLYS
REGISTERED VOTERS - TOTAL	1,590		
BALLOTS CAST - TOTAL.	183		183
BALLOTS CAST - BLANK.	2	1.09	2
VOTER TURNOUT - TOTAL		11.51	
VOTER TURNOUT - BLANK13	

CITY OF TUCSON
COUNCIL MEMBER WARD 3
(VOTE FOR) 1

DURHAM, PAUL (DEM)	0		0
WATSON, GARY L. (IND)	0		0
WRITE-IN.	0		0

CITY OF TUCSON
COUNCIL MEMBER WARD 5
(VOTE FOR) 1

FIMBRES, RICHARD G. (DEM)	0		0
WRITE-IN.	0		0

CITY OF TUCSON
COUNCIL MEMBER WARD 6
(VOTE FOR) 1

KOZACHIK, STEVE (DEM)	0		0
RODRIGUEZ, MARIANO (REP)	0		0
CEASE, MIKE (GRN).	0		0
WRITE-IN.	0		0

CITY OF TUCSON
PROPOSITION 202
(VOTE FOR) 1

YES / SI.	0	0
NO.	0	0

CITY OF TUCSON
PROPOSITION 203
(VOTE FOR) 1

YES / SI.	0	0
NO.	0	0

CITY OF TUCSON
PROPOSITION 204
(VOTE FOR) 1

YES / SI.	0	0
NO.	0	0

CITY OF TUCSON
PROPOSITION 406
(VOTE FOR) 1

YES / SI.	0	0
NO.	0	0

PREC REPORT-GROUP DETAIL
REPORT-EL30A PAGE 3127-02

CONSOLIDATED 2017

FINAL RESULTS

RUN DATE:11/13/17 05:11 PM

3127 155

	TOTAL VOTES	%	EARLYS
SUNNYSIDE UNIFIED SCHOOL DISTRICT			
PROPOSITION 457			
(VOTE FOR) 1			
YES / SI.	58	32.04	58
NO.	123	67.96	123

FINAL RESULTS

RUN DATE:11/13/17 05:11 PM

3128 156

	TOTAL VOTES	%	EARLYS
REGISTERED VOTERS - TOTAL	1,676		
BALLOTS CAST - TOTAL.	701		701
BALLOTS CAST - BLANK.	0		0
VOTER TURNOUT - TOTAL		41.83	
VOTER TURNOUT - BLANK			

CITY OF TUCSON
COUNCIL MEMBER WARD 3
(VOTE FOR) 1

DURHAM, PAUL (DEM)	298	47.30	298
WATSON, GARY L. (IND)	322	51.11	322
WRITE-IN.	10	1.59	10

CITY OF TUCSON
COUNCIL MEMBER WARD 5
(VOTE FOR) 1

FIMBRES, RICHARD G. (DEM)	414	91.19	414
WRITE-IN.	40	8.81	40

CITY OF TUCSON
COUNCIL MEMBER WARD 6
(VOTE FOR) 1

KOZACHIK, STEVE (DEM)	333	50.15	333
RODRIGUEZ, MARIANO (REP)	278	41.87	278
CEASE, MIKE (GRN).	51	7.68	51
WRITE-IN.	2	.30	2

CITY OF TUCSON
PROPOSITION 202
(VOTE FOR) 1

YES / SI.	300	46.22	300
NO.	349	53.78	349

CITY OF TUCSON
PROPOSITION 203
(VOTE FOR) 1

YES / SI.	304	44.25	304
NO.	383	55.75	383

CITY OF TUCSON
PROPOSITION 204
(VOTE FOR) 1

YES / SI.	174	25.63	174
NO.	505	74.37	505

CITY OF TUCSON
PROPOSITION 406
(VOTE FOR) 1

YES / SI.	134	19.85	134
NO.	541	80.15	541

PREC REPORT-GROUP DETAIL
REPORT-EL30A PAGE 3128-02

CONSOLIDATED 2017

FINAL RESULTS

RUN DATE:11/13/17 05:11 PM

3128 156

	TOTAL VOTES	%	EARLYS
TUCSON UNIFIED SCHOOL DISTRICT			
PROPOSITION 458			
(VOTE FOR) 1			
YES / SI	205	30.15	205
NO.	475	69.85	475

FINAL RESULTS

RUN DATE:11/13/17 05:11 PM

3129 157

	TOTAL VOTES	%	EARLYS
REGISTERED VOTERS - TOTAL	2,578		
BALLOTS CAST - TOTAL.	500		500
BALLOTS CAST - BLANK.	0		0
VOTER TURNOUT - TOTAL		19.39	
VOTER TURNOUT - BLANK			

CITY OF TUCSON
COUNCIL MEMBER WARD 3
(VOTE FOR) 1

DURHAM, PAUL (DEM)	293	63.01	293
WATSON, GARY L. (IND)	164	35.27	164
WRITE-IN.	8	1.72	8

CITY OF TUCSON
COUNCIL MEMBER WARD 5
(VOTE FOR) 1

FIMBRES, RICHARD G. (DEM)	366	91.04	366
WRITE-IN.	36	8.96	36

CITY OF TUCSON
COUNCIL MEMBER WARD 6
(VOTE FOR) 1

KOZACHIK, STEVE (DEM)	295	61.33	295
RODRIGUEZ, MARIANO (REP)	142	29.52	142
CEASE, MIKE (GRN).	40	8.32	40
WRITE-IN.	4	.83	4

CITY OF TUCSON
PROPOSITION 202
(VOTE FOR) 1

YES / SI.	232	50.11	232
NO.	231	49.89	231

CITY OF TUCSON
PROPOSITION 203
(VOTE FOR) 1

YES / SI.	242	49.79	242
NO.	244	50.21	244

CITY OF TUCSON
PROPOSITION 204
(VOTE FOR) 1

YES / SI.	149	30.47	149
NO.	340	69.53	340

CITY OF TUCSON
PROPOSITION 406
(VOTE FOR) 1

YES / SI.	107	21.88	107
NO.	382	78.12	382

PREC REPORT-GROUP DETAIL
REPORT-EL30A PAGE 3129-02

CONSOLIDATED 2017

FINAL RESULTS

RUN DATE:11/13/17 05:11 PM

3129 157

	TOTAL VOTES	%	EARLYS
TUCSON UNIFIED SCHOOL DISTRICT			
PROPOSITION 458			
(VOTE FOR) 1			
YES / SI	189	39.05	189
NO.	295	60.95	295

FINAL RESULTS

RUN DATE:11/13/17 05:11 PM

3130 159

	TOTAL VOTES	%	EARLYS
REGISTERED VOTERS - TOTAL	3,569		
BALLOTS CAST - TOTAL.	691		691
BALLOTS CAST - BLANK.	1	.14	1
VOTER TURNOUT - TOTAL		19.36	
VOTER TURNOUT - BLANK03	

CITY OF TUCSON
 COUNCIL MEMBER WARD 3
 (VOTE FOR) 1

DURHAM, PAUL (DEM)	463	71.89	463
WATSON, GARY L. (IND)	174	27.02	174
WRITE-IN.	7	1.09	7

CITY OF TUCSON
 COUNCIL MEMBER WARD 5
 (VOTE FOR) 1

FIMBRES, RICHARD G. (DEM)	551	97.01	551
WRITE-IN.	17	2.99	17

CITY OF TUCSON
 COUNCIL MEMBER WARD 6
 (VOTE FOR) 1

KOZACHIK, STEVE (DEM)	461	69.01	461
RODRIGUEZ, MARIANO (REP)	166	24.85	166
CEASE, MIKE (GRN).	41	6.14	41
WRITE-IN.	0		0

CITY OF TUCSON
 PROPOSITION 202
 (VOTE FOR) 1

YES / SI.	332	52.70	332
NO.	298	47.30	298

CITY OF TUCSON
PROPOSITION 203
(VOTE FOR) 1

YES / SI.	336	50.07	336
NO.	335	49.93	335

CITY OF TUCSON
PROPOSITION 204
(VOTE FOR) 1

YES / SI.	268	40.54	268
NO.	393	59.46	393

CITY OF TUCSON
PROPOSITION 406
(VOTE FOR) 1

YES / SI.	142	21.16	142
NO.	529	78.84	529

PREC REPORT-GROUP DETAIL
REPORT-EL30A PAGE 3130-02

CONSOLIDATED 2017

FINAL RESULTS

RUN DATE:11/13/17 05:11 PM

3130 159

TOTAL VOTES

%

EARLYS

SUNNYSIDE UNIFIED SCHOOL DISTRICT

PROPOSITION 457

(VOTE FOR) 1

YES / SI.	280	41.73	280
NO.	391	58.27	391

FINAL RESULTS

RUN DATE:11/13/17 05:11 PM

3131 160

	TOTAL VOTES	%	EARLYS
REGISTERED VOTERS - TOTAL	1,626		
BALLOTS CAST - TOTAL.	278		278
BALLOTS CAST - BLANK.	0		0
VOTER TURNOUT - TOTAL		17.10	
VOTER TURNOUT - BLANK			

CITY OF TUCSON
 COUNCIL MEMBER WARD 3
 (VOTE FOR) 1

DURHAM, PAUL (DEM)	226	85.61	226
WATSON, GARY L. (IND)	38	14.39	38
WRITE-IN.	0		0

CITY OF TUCSON
 COUNCIL MEMBER WARD 5
 (VOTE FOR) 1

FIMBRES, RICHARD G. (DEM)	247	97.24	247
WRITE-IN.	7	2.76	7

CITY OF TUCSON
 COUNCIL MEMBER WARD 6
 (VOTE FOR) 1

KOZACHIK, STEVE (DEM)	221	80.66	221
RODRIGUEZ, MARIANO (REP)	38	13.87	38
CEASE, MIKE (GRN).	15	5.47	15
WRITE-IN.	0		0

CITY OF TUCSON
 PROPOSITION 202
 (VOTE FOR) 1

YES / SI.	145	57.54	145
NO.	107	42.46	107

CITY OF TUCSON
PROPOSITION 203
(VOTE FOR) 1

YES / SI.	131	49.43	131
NO.	134	50.57	134

CITY OF TUCSON
PROPOSITION 204
(VOTE FOR) 1

YES / SI.	113	43.30	113
NO.	148	56.70	148

CITY OF TUCSON
PROPOSITION 406
(VOTE FOR) 1

YES / SI.	49	19.07	49
NO.	208	80.93	208

PREC REPORT-GROUP DETAIL
REPORT-EL30A PAGE 3131-02

CONSOLIDATED 2017

FINAL RESULTS

RUN DATE:11/13/17 05:11 PM

3131 160

TOTAL VOTES

%

EARLYS

SUNNYSIDE UNIFIED SCHOOL DISTRICT

PROPOSITION 457

(VOTE FOR) 1

YES / SI.	123	47.49	123
NO.	136	52.51	136

PREC REPORT-GROUP DETAIL
REPORT-EL30A PAGE 3132-01

CONSOLIDATED 2017

RUN DATE:11/13/17 05:11 PM

FINAL RESULTS

3132 161

	TOTAL VOTES	%	EARLYS
REGISTERED VOTERS - TOTAL	797		
BALLOTS CAST - TOTAL.	367		367
BALLOTS CAST - BLANK.	0		0
VOTER TURNOUT - TOTAL		46.05	
VOTER TURNOUT - BLANK			

MARANA UNIFIED SCHOOL DISTRICT
PROPOSITION 456
(VOTE FOR) 1

YES / SI.	130	35.42	130
NO.	237	64.58	237

FINAL RESULTS

RUN DATE:11/13/17 05:11 PM

3133 164

	TOTAL VOTES	%	EARLYS
REGISTERED VOTERS - TOTAL	1,998		
BALLOTS CAST - TOTAL.	980		980
BALLOTS CAST - BLANK.	0		0
VOTER TURNOUT - TOTAL		49.05	
VOTER TURNOUT - BLANK			

CITY OF TUCSON
 COUNCIL MEMBER WARD 3
 (VOTE FOR) 1

DURHAM, PAUL (DEM)	654	70.02	654
WATSON, GARY L. (IND)	274	29.34	274
WRITE-IN.	6	.64	6

CITY OF TUCSON
 COUNCIL MEMBER WARD 5
 (VOTE FOR) 1

FIMBRES, RICHARD G. (DEM)	712	96.35	712
WRITE-IN.	27	3.65	27

CITY OF TUCSON
 COUNCIL MEMBER WARD 6
 (VOTE FOR) 1

KOZACHIK, STEVE (DEM)	673	71.82	673
RODRIGUEZ, MARIANO (REP)	202	21.56	202
CEASE, MIKE (GRN).	61	6.51	61
WRITE-IN.	1	.11	1

CITY OF TUCSON
 PROPOSITION 202
 (VOTE FOR) 1

YES / SI.	575	62.70	575
NO.	342	37.30	342

CITY OF TUCSON
PROPOSITION 203
(VOTE FOR) 1

YES / SI.	561	60.06	561
NO.	373	39.94	373

CITY OF TUCSON
PROPOSITION 204
(VOTE FOR) 1

YES / SI.	428	45.58	428
NO.	511	54.42	511

CITY OF TUCSON
PROPOSITION 406
(VOTE FOR) 1

YES / SI.	422	45.52	422
NO.	505	54.48	505

PREC REPORT-GROUP DETAIL
REPORT-EL30A PAGE 3133-02

CONSOLIDATED 2017

FINAL RESULTS

RUN DATE:11/13/17 05:11 PM

3133 164

	TOTAL VOTES	%	EARLYS
TUCSON UNIFIED SCHOOL DISTRICT			
PROPOSITION 458			
(VOTE FOR) 1			
YES / SI	525	56.63	525
NO.	402	43.37	402

FINAL RESULTS

RUN DATE:11/13/17 05:11 PM

3134 166

	TOTAL VOTES	%	EARLYS
REGISTERED VOTERS - TOTAL	2,654		
BALLOTS CAST - TOTAL.	796		796
BALLOTS CAST - BLANK.	0		0
VOTER TURNOUT - TOTAL		29.99	
VOTER TURNOUT - BLANK			

CITY OF TUCSON
COUNCIL MEMBER WARD 3
(VOTE FOR) 1

DURHAM, PAUL (DEM)	535	70.77	535
WATSON, GARY L. (IND)	217	28.70	217
WRITE-IN.	4	.53	4

CITY OF TUCSON
COUNCIL MEMBER WARD 5
(VOTE FOR) 1

FIMBRES, RICHARD G. (DEM)	610	96.67	610
WRITE-IN.	21	3.33	21

CITY OF TUCSON
COUNCIL MEMBER WARD 6
(VOTE FOR) 1

KOZACHIK, STEVE (DEM)	547	71.97	547
RODRIGUEZ, MARIANO (REP)	125	16.45	125
CEASE, MIKE (GRN).	87	11.45	87
WRITE-IN.	1	.13	1

CITY OF TUCSON
PROPOSITION 202
(VOTE FOR) 1

YES / SI.	451	59.42	451
NO.	308	40.58	308

CITY OF TUCSON
PROPOSITION 203
(VOTE FOR) 1

YES / SI.	456	59.14	456
NO.	315	40.86	315

CITY OF TUCSON
PROPOSITION 204
(VOTE FOR) 1

YES / SI.	378	49.35	378
NO.	388	50.65	388

CITY OF TUCSON
PROPOSITION 406
(VOTE FOR) 1

YES / SI.	308	40.37	308
NO.	455	59.63	455

PREC REPORT-GROUP DETAIL
REPORT-EL30A PAGE 3134-02

CONSOLIDATED 2017

FINAL RESULTS

RUN DATE:11/13/17 05:11 PM

3134 166

TOTAL VOTES

%

EARLYS

TUCSON UNIFIED SCHOOL DISTRICT

PROPOSITION 458

(VOTE FOR) 1

YES / SI	111	73.51	111
NO.	40	26.49	40

FINAL RESULTS

RUN DATE:11/13/17 05:11 PM

3135 167

	TOTAL VOTES	%	EARLYS
REGISTERED VOTERS - TOTAL	1,408		
BALLOTS CAST - TOTAL.	663		663
BALLOTS CAST - BLANK.	0		0
VOTER TURNOUT - TOTAL		47.09	
VOTER TURNOUT - BLANK			

CITY OF TUCSON
COUNCIL MEMBER WARD 3
(VOTE FOR) 1

DURHAM, PAUL (DEM)	461	72.60	461
WATSON, GARY L. (IND)	166	26.14	166
WRITE-IN.	8	1.26	8

CITY OF TUCSON
COUNCIL MEMBER WARD 5
(VOTE FOR) 1

FIMBRES, RICHARD G. (DEM)	523	96.32	523
WRITE-IN.	20	3.68	20

CITY OF TUCSON
COUNCIL MEMBER WARD 6
(VOTE FOR) 1

KOZACHIK, STEVE (DEM)	493	77.03	493
RODRIGUEZ, MARIANO (REP)	103	16.09	103
CEASE, MIKE (GRN).	43	6.72	43
WRITE-IN.	1	.16	1

CITY OF TUCSON
PROPOSITION 202
(VOTE FOR) 1

YES / SI.	397	64.87	397
NO.	215	35.13	215

CITY OF TUCSON
PROPOSITION 203
(VOTE FOR) 1

YES / SI.	410	63.57	410
NO.	235	36.43	235

CITY OF TUCSON
PROPOSITION 204
(VOTE FOR) 1

YES / SI.	314	48.83	314
NO.	329	51.17	329

CITY OF TUCSON
PROPOSITION 406
(VOTE FOR) 1

YES / SI.	288	45.00	288
NO.	352	55.00	352

PREC REPORT-GROUP DETAIL
REPORT-EL30A PAGE 3135-02

CONSOLIDATED 2017

FINAL RESULTS

RUN DATE:11/13/17 05:11 PM

3135 167

	TOTAL VOTES	%	EARLYS
TUCSON UNIFIED SCHOOL DISTRICT			
PROPOSITION 458			
(VOTE FOR) 1			
YES / SI	392	61.15	392
NO.	249	38.85	249

FINAL RESULTS

RUN DATE:11/13/17 05:11 PM

3136 170

	TOTAL VOTES	%	EARLYS
REGISTERED VOTERS - TOTAL	1,733		
BALLOTS CAST - TOTAL.	659		659
BALLOTS CAST - BLANK.	0		0
VOTER TURNOUT - TOTAL		38.03	
VOTER TURNOUT - BLANK			

CITY OF TUCSON
 COUNCIL MEMBER WARD 3
 (VOTE FOR) 1

DURHAM, PAUL (DEM)	78	65.55	78
WATSON, GARY L. (IND)	40	33.61	40
WRITE-IN.	1	.84	1

CITY OF TUCSON
 COUNCIL MEMBER WARD 5
 (VOTE FOR) 1

FIMBRES, RICHARD G. (DEM)	88	96.70	88
WRITE-IN.	3	3.30	3

CITY OF TUCSON
 COUNCIL MEMBER WARD 6
 (VOTE FOR) 1

KOZACHIK, STEVE (DEM)	81	65.32	81
RODRIGUEZ, MARIANO (REP)	36	29.03	36
CEASE, MIKE (GRN).	7	5.65	7
WRITE-IN.	0		0

CITY OF TUCSON
 PROPOSITION 202
 (VOTE FOR) 1

YES / SI.	80	65.57	80
NO.	42	34.43	42

CITY OF TUCSON
PROPOSITION 203
(VOTE FOR) 1

YES / SI.	79	61.72	79
NO.	49	38.28	49

CITY OF TUCSON
PROPOSITION 204
(VOTE FOR) 1

YES / SI.	70	54.69	70
NO.	58	45.31	58

CITY OF TUCSON
PROPOSITION 406
(VOTE FOR) 1

YES / SI.	56	44.09	56
NO.	71	55.91	71

PREC REPORT-GROUP DETAIL
REPORT-EL30A PAGE 3136-02

CONSOLIDATED 2017

FINAL RESULTS

RUN DATE:11/13/17 05:11 PM

3136 170

	TOTAL VOTES	%	EARLYS
TUCSON UNIFIED SCHOOL DISTRICT			
PROPOSITION 458			
(VOTE FOR) 1			
YES / SI	358	54.57	358
NO.	298	45.43	298

PREC REPORT-GROUP DETAIL
REPORT-EL30A PAGE 3137-01

CONSOLIDATED 2017

RUN DATE:11/13/17 05:11 PM

FINAL RESULTS

3137 171

	TOTAL VOTES	%	EARLYS
REGISTERED VOTERS - TOTAL	2,247		
BALLOTS CAST - TOTAL.	990		990
BALLOTS CAST - BLANK.	2	.20	2
VOTER TURNOUT - TOTAL		44.06	
VOTER TURNOUT - BLANK09	

TUCSON UNIFIED SCHOOL DISTRICT
PROPOSITION 458
(VOTE FOR) 1

YES / SI	402	40.69	402
NO.	586	59.31	586

FINAL RESULTS

RUN DATE:11/13/17 05:11 PM

3138 174

	TOTAL VOTES	%	EARLYS
REGISTERED VOTERS - TOTAL	2,882		
BALLOTS CAST - TOTAL.	1,252		1,252
BALLOTS CAST - BLANK.	0		0
VOTER TURNOUT - TOTAL		43.44	
VOTER TURNOUT - BLANK			

CITY OF TUCSON
COUNCIL MEMBER WARD 3
(VOTE FOR) 1

DURHAM, PAUL (DEM)	561	50.04	561
WATSON, GARY L. (IND)	548	48.88	548
WRITE-IN.	12	1.07	12

CITY OF TUCSON
COUNCIL MEMBER WARD 5
(VOTE FOR) 1

FIMBRES, RICHARD G. (DEM)	751	93.06	751
WRITE-IN.	56	6.94	56

CITY OF TUCSON
COUNCIL MEMBER WARD 6
(VOTE FOR) 1

KOZACHIK, STEVE (DEM)	634	53.23	634
RODRIGUEZ, MARIANO (REP)	479	40.22	479
CEASE, MIKE (GRN).	74	6.21	74
WRITE-IN.	4	.34	4

CITY OF TUCSON
PROPOSITION 202
(VOTE FOR) 1

YES / SI.	562	48.36	562
NO.	600	51.64	600

CITY OF TUCSON
PROPOSITION 203
(VOTE FOR) 1

YES / SI.	566	46.62	566
NO.	648	53.38	648

CITY OF TUCSON
PROPOSITION 204
(VOTE FOR) 1

YES / SI.	341	28.02	341
NO.	876	71.98	876

CITY OF TUCSON
PROPOSITION 406
(VOTE FOR) 1

YES / SI.	326	26.85	326
NO.	888	73.15	888

PREC REPORT-GROUP DETAIL
REPORT-EL30A PAGE 3138-02

CONSOLIDATED 2017

FINAL RESULTS

RUN DATE:11/13/17 05:11 PM

3138 174

TOTAL VOTES

%

EARLYS

TUCSON UNIFIED SCHOOL DISTRICT

PROPOSITION 458

(VOTE FOR) 1

YES / SI	454	37.61	454
NO.	753	62.39	753

PREC REPORT-GROUP DETAIL
REPORT-EL30A PAGE 3139-01

CONSOLIDATED 2017

FINAL RESULTS

RUN DATE:11/13/17 05:11 PM

3139 175

	TOTAL VOTES	%	EARLYS
REGISTERED VOTERS - TOTAL	194		
BALLOTS CAST - TOTAL.	48		48
BALLOTS CAST - BLANK.	0		0
VOTER TURNOUT - TOTAL		24.74	
VOTER TURNOUT - BLANK			

MARANA UNIFIED SCHOOL DISTRICT
PROPOSITION 456

(VOTE FOR) 1			
YES / SI.	15	31.25	15
NO.	33	68.75	33

AVRA VALLEY FIRE DISTRICT
PROPOSITION 461

(VOTE FOR) 1			
YES / SI.	20	52.63	20
NO.	18	47.37	18

FINAL RESULTS

RUN DATE:11/13/17 05:11 PM

3141 177

	TOTAL VOTES	%	EARLYS
REGISTERED VOTERS - TOTAL	3,484		
BALLOTS CAST - TOTAL.	1,142		1,142
BALLOTS CAST - BLANK.	0		0
VOTER TURNOUT - TOTAL		32.78	
VOTER TURNOUT - BLANK			

CITY OF TUCSON
 COUNCIL MEMBER WARD 3
 (VOTE FOR) 1

DURHAM, PAUL (DEM)	471	46.73	471
WATSON, GARY L. (IND)	523	51.88	523
WRITE-IN.	14	1.39	14

CITY OF TUCSON
 COUNCIL MEMBER WARD 5
 (VOTE FOR) 1

FIMBRES, RICHARD G. (DEM)	664	90.22	664
WRITE-IN.	72	9.78	72

CITY OF TUCSON
 COUNCIL MEMBER WARD 6
 (VOTE FOR) 1

KOZACHIK, STEVE (DEM)	483	44.48	483
RODRIGUEZ, MARIANO (REP)	493	45.40	493
CEASE, MIKE (GRN).	104	9.58	104
WRITE-IN.	6	.55	6

CITY OF TUCSON
 PROPOSITION 202
 (VOTE FOR) 1

YES / SI.	470	43.88	470
NO.	601	56.12	601

CITY OF TUCSON
PROPOSITION 203
(VOTE FOR) 1

YES / SI.	454	40.68	454
NO.	662	59.32	662

CITY OF TUCSON
PROPOSITION 204
(VOTE FOR) 1

YES / SI.	238	21.44	238
NO.	872	78.56	872

CITY OF TUCSON
PROPOSITION 406
(VOTE FOR) 1

YES / SI.	141	12.67	141
NO.	972	87.33	972

PREC REPORT-GROUP DETAIL
REPORT-EL30A PAGE 3141-02

CONSOLIDATED 2017

FINAL RESULTS

RUN DATE:11/13/17 05:11 PM

3141 177

	TOTAL VOTES	%	EARLYS
TUCSON UNIFIED SCHOOL DISTRICT			
PROPOSITION 458			
(VOTE FOR) 1			
YES / SI	280	25.34	280
NO.	825	74.66	825

FINAL RESULTS

RUN DATE:11/13/17 05:11 PM

3142 178

	TOTAL VOTES	%	EARLYS
REGISTERED VOTERS - TOTAL	2,406		
BALLOTS CAST - TOTAL.	981		981
BALLOTS CAST - BLANK.	0		0
VOTER TURNOUT - TOTAL		40.77	
VOTER TURNOUT - BLANK			

CITY OF TUCSON
 COUNCIL MEMBER WARD 3
 (VOTE FOR) 1

DURHAM, PAUL (DEM)	98	49.49	98
WATSON, GARY L. (IND)	97	48.99	97
WRITE-IN.	3	1.52	3

CITY OF TUCSON
 COUNCIL MEMBER WARD 5
 (VOTE FOR) 1

FIMBRES, RICHARD G. (DEM)	128	93.43	128
WRITE-IN.	9	6.57	9

CITY OF TUCSON
 COUNCIL MEMBER WARD 6
 (VOTE FOR) 1

KOZACHIK, STEVE (DEM)	99	49.01	99
RODRIGUEZ, MARIANO (REP)	85	42.08	85
CEASE, MIKE (GRN).	17	8.42	17
WRITE-IN.	1	.50	1

CITY OF TUCSON
 PROPOSITION 202
 (VOTE FOR) 1

YES / SI.	94	46.31	94
NO.	109	53.69	109

CITY OF TUCSON
PROPOSITION 203
(VOTE FOR) 1

YES / SI.	90	42.86	90
NO.	120	57.14	120

CITY OF TUCSON
PROPOSITION 204
(VOTE FOR) 1

YES / SI.	60	29.13	60
NO.	146	70.87	146

CITY OF TUCSON
PROPOSITION 406
(VOTE FOR) 1

YES / SI.	62	29.67	62
NO.	147	70.33	147

PREC REPORT-GROUP DETAIL
REPORT-EL30A PAGE 3142-02

CONSOLIDATED 2017

FINAL RESULTS

RUN DATE:11/13/17 05:11 PM

3142 178

	TOTAL VOTES	%	EARLYS
TUCSON UNIFIED SCHOOL DISTRICT			
PROPOSITION 458			
(VOTE FOR) 1			
YES / SI	327	33.44	327
NO.	651	66.56	651

FINAL RESULTS

RUN DATE:11/13/17 05:11 PM

3143 180

	TOTAL VOTES	%	EARLYS
REGISTERED VOTERS - TOTAL	2,857		
BALLOTS CAST - TOTAL.	1,304		1,304
BALLOTS CAST - BLANK.	0		0
VOTER TURNOUT - TOTAL		45.64	
VOTER TURNOUT - BLANK			

CITY OF TUCSON
 COUNCIL MEMBER WARD 3
 (VOTE FOR) 1

DURHAM, PAUL (DEM)	488	41.57	488
WATSON, GARY L. (IND)	676	57.58	676
WRITE-IN.	10	.85	10

CITY OF TUCSON
 COUNCIL MEMBER WARD 5
 (VOTE FOR) 1

FIMBRES, RICHARD G. (DEM)	709	91.13	709
WRITE-IN.	69	8.87	69

CITY OF TUCSON
 COUNCIL MEMBER WARD 6
 (VOTE FOR) 1

KOZACHIK, STEVE (DEM)	574	46.14	574
RODRIGUEZ, MARIANO (REP)	586	47.11	586
CEASE, MIKE (GRN).	80	6.43	80
WRITE-IN.	4	.32	4

CITY OF TUCSON
 PROPOSITION 202
 (VOTE FOR) 1

YES / SI.	562	46.18	562
NO.	655	53.82	655

CITY OF TUCSON
PROPOSITION 203
(VOTE FOR) 1

YES / SI.	534	41.95	534
NO.	739	58.05	739

CITY OF TUCSON
PROPOSITION 204
(VOTE FOR) 1

YES / SI.	278	21.96	278
NO.	988	78.04	988

CITY OF TUCSON
PROPOSITION 406
(VOTE FOR) 1

YES / SI.	304	24.03	304
NO.	961	75.97	961

PREC REPORT-GROUP DETAIL
REPORT-EL30A PAGE 3143-02

CONSOLIDATED 2017

FINAL RESULTS

RUN DATE:11/13/17 05:11 PM

3143 180

TOTAL VOTES

%

EARLYS

TUCSON UNIFIED SCHOOL DISTRICT
PROPOSITION 458
(VOTE FOR) 1

YES / SI	444	34.91	444
NO.	828	65.09	828

FINAL RESULTS

RUN DATE:11/13/17 05:11 PM

3144 181

	TOTAL VOTES	%	EARLYS
REGISTERED VOTERS - TOTAL	3,121		
BALLOTS CAST - TOTAL.	1,536		1,536
BALLOTS CAST - BLANK.	1	.07	1
VOTER TURNOUT - TOTAL		49.21	
VOTER TURNOUT - BLANK03	

CITY OF TUCSON
COUNCIL MEMBER WARD 3
(VOTE FOR) 1

DURHAM, PAUL (DEM)	601	44.78	601
WATSON, GARY L. (IND)	728	54.25	728
WRITE-IN.	13	.97	13

CITY OF TUCSON
COUNCIL MEMBER WARD 5
(VOTE FOR) 1

FIMBRES, RICHARD G. (DEM)	830	92.43	830
WRITE-IN.	68	7.57	68

CITY OF TUCSON
COUNCIL MEMBER WARD 6
(VOTE FOR) 1

KOZACHIK, STEVE (DEM)	667	46.38	667
RODRIGUEZ, MARIANO (REP)	693	48.19	693
CEASE, MIKE (GRN).	73	5.08	73
WRITE-IN.	5	.35	5

CITY OF TUCSON
PROPOSITION 202
(VOTE FOR) 1

YES / SI.	650	45.14	650
NO.	790	54.86	790

CITY OF TUCSON
PROPOSITION 203
(VOTE FOR) 1

YES / SI.	613	41.00	613
NO.	882	59.00	882

CITY OF TUCSON
PROPOSITION 204
(VOTE FOR) 1

YES / SI.	304	20.42	304
NO.	1,185	79.58	1,185

CITY OF TUCSON
PROPOSITION 406
(VOTE FOR) 1

YES / SI.	363	24.51	363
NO.	1,118	75.49	1,118

PREC REPORT-GROUP DETAIL
REPORT-EL30A PAGE 3144-02

CONSOLIDATED 2017

FINAL RESULTS

RUN DATE:11/13/17 05:11 PM

3144 181

	TOTAL VOTES	%	EARLYS
TUCSON UNIFIED SCHOOL DISTRICT			
PROPOSITION 458			
(VOTE FOR) 1			
YES / SI	476	32.01	476
NO.	1,011	67.99	1,011

FINAL RESULTS

RUN DATE:11/13/17 05:11 PM

3145 182

	TOTAL VOTES	%	EARLYS
REGISTERED VOTERS - TOTAL	3,353		
BALLOTS CAST - TOTAL.	1,395		1,395
BALLOTS CAST - BLANK.	0		0
VOTER TURNOUT - TOTAL		41.60	
VOTER TURNOUT - BLANK			

CITY OF TUCSON
COUNCIL MEMBER WARD 3
(VOTE FOR) 1

DURHAM, PAUL (DEM)	520	42.14	520
WATSON, GARY L. (IND)	698	56.56	698
WRITE-IN.	16	1.30	16

CITY OF TUCSON
COUNCIL MEMBER WARD 5
(VOTE FOR) 1

FIMBRES, RICHARD G. (DEM)	772	91.36	772
WRITE-IN.	73	8.64	73

CITY OF TUCSON
COUNCIL MEMBER WARD 6
(VOTE FOR) 1

KOZACHIK, STEVE (DEM)	608	46.27	608
RODRIGUEZ, MARIANO (REP)	612	46.58	612
CEASE, MIKE (GRN).	85	6.47	85
WRITE-IN.	9	.68	9

CITY OF TUCSON
PROPOSITION 202
(VOTE FOR) 1

YES / SI.	585	44.79	585
NO.	721	55.21	721

CITY OF TUCSON
PROPOSITION 203
(VOTE FOR) 1

YES / SI.	569	41.90	569
NO.	789	58.10	789

CITY OF TUCSON
PROPOSITION 204
(VOTE FOR) 1

YES / SI.	304	22.45	304
NO.	1,050	77.55	1,050

CITY OF TUCSON
PROPOSITION 406
(VOTE FOR) 1

YES / SI.	256	18.93	256
NO.	1,096	81.07	1,096

PREC REPORT-GROUP DETAIL
REPORT-EL30A PAGE 3145-02

CONSOLIDATED 2017

FINAL RESULTS

RUN DATE:11/13/17 05:11 PM

3145 182

	TOTAL VOTES	%	EARLYS
TUCSON UNIFIED SCHOOL DISTRICT			
PROPOSITION 458			
(VOTE FOR) 1			
YES / SI	378	27.96	378
NO.	974	72.04	974

FINAL RESULTS

RUN DATE:11/13/17 05:11 PM

3146 183

	TOTAL VOTES	%	EARLYS
REGISTERED VOTERS - TOTAL	2,215		
BALLOTS CAST - TOTAL.	1,033		1,033
BALLOTS CAST - BLANK.	1	.10	1
VOTER TURNOUT - TOTAL		46.64	
VOTER TURNOUT - BLANK05	

CITY OF TUCSON
 COUNCIL MEMBER WARD 3
 (VOTE FOR) 1

DURHAM, PAUL (DEM)	414	45.15	414
WATSON, GARY L. (IND)	491	53.54	491
WRITE-IN.	12	1.31	12

CITY OF TUCSON
 COUNCIL MEMBER WARD 5
 (VOTE FOR) 1

FIMBRES, RICHARD G. (DEM)	568	90.02	568
WRITE-IN.	63	9.98	63

CITY OF TUCSON
 COUNCIL MEMBER WARD 6
 (VOTE FOR) 1

KOZACHIK, STEVE (DEM)	436	44.40	436
RODRIGUEZ, MARIANO (REP)	479	48.78	479
CEASE, MIKE (GRN).	61	6.21	61
WRITE-IN.	6	.61	6

CITY OF TUCSON
 PROPOSITION 202
 (VOTE FOR) 1

YES / SI.	420	44.54	420
NO.	523	55.46	523

CITY OF TUCSON
PROPOSITION 203
(VOTE FOR) 1

YES / SI.	438	43.76	438
NO.	563	56.24	563

CITY OF TUCSON
PROPOSITION 204
(VOTE FOR) 1

YES / SI.	208	20.90	208
NO.	787	79.10	787

CITY OF TUCSON
PROPOSITION 406
(VOTE FOR) 1

YES / SI.	201	20.00	201
NO.	804	80.00	804

PREC REPORT-GROUP DETAIL
REPORT-EL30A PAGE 3146-02

CONSOLIDATED 2017

FINAL RESULTS

RUN DATE:11/13/17 05:11 PM

3146 183

	TOTAL VOTES	%	EARLYS
TUCSON UNIFIED SCHOOL DISTRICT			
PROPOSITION 458			
(VOTE FOR) 1			
YES / SI	278	28.00	278
NO.	715	72.00	715

PREC REPORT-GROUP DETAIL
REPORT-EL30A PAGE 3147-01

CONSOLIDATED 2017

RUN DATE:11/13/17 05:11 PM

FINAL RESULTS

3147 184

	TOTAL VOTES	%	EARLYS
REGISTERED VOTERS - TOTAL	2,726		
BALLOTS CAST - TOTAL.	1,047		1,047
BALLOTS CAST - BLANK.	0		0
VOTER TURNOUT - TOTAL		38.41	
VOTER TURNOUT - BLANK			

MARANA UNIFIED SCHOOL DISTRICT
PROPOSITION 456
(VOTE FOR) 1

YES / SI.	353	33.72	353
NO.	694	66.28	694

PREC REPORT-GROUP DETAIL
REPORT-EL30A PAGE 3148-01

CONSOLIDATED 2017

RUN DATE:11/13/17 05:11 PM

FINAL RESULTS

3148 185

	TOTAL VOTES	%	EARLYS
REGISTERED VOTERS - TOTAL	1,688		
BALLOTS CAST - TOTAL.	498		498
BALLOTS CAST - BLANK.	1	.20	1
VOTER TURNOUT - TOTAL		29.50	
VOTER TURNOUT - BLANK06	

MARANA UNIFIED SCHOOL DISTRICT
PROPOSITION 456
(VOTE FOR) 1

YES / SI.	198	39.84	198
NO.	299	60.16	299

FINAL RESULTS

RUN DATE:11/13/17 05:11 PM

3149 186

	TOTAL VOTES	%	EARLYS
REGISTERED VOTERS - TOTAL	280		
BALLOTS CAST - TOTAL.	131		131
BALLOTS CAST - BLANK.	0		0
VOTER TURNOUT - TOTAL		46.79	
VOTER TURNOUT - BLANK			

CITY OF TUCSON
COUNCIL MEMBER WARD 3
(VOTE FOR) 1

DURHAM, PAUL (DEM)	5	83.33	5
WATSON, GARY L. (IND)	0		0
WRITE-IN.	1	16.67	1

CITY OF TUCSON
COUNCIL MEMBER WARD 5
(VOTE FOR) 1

FIMBRES, RICHARD G. (DEM)	6	85.71	6
WRITE-IN.	1	14.29	1

CITY OF TUCSON
COUNCIL MEMBER WARD 6
(VOTE FOR) 1

KOZACHIK, STEVE (DEM)	5	62.50	5
RODRIGUEZ, MARIANO (REP)	3	37.50	3
CEASE, MIKE (GRN).	0		0
WRITE-IN.	0		0

CITY OF TUCSON
PROPOSITION 202
(VOTE FOR) 1

YES / SI.	4	44.44	4
NO.	5	55.56	5

CITY OF TUCSON
PROPOSITION 203
(VOTE FOR) 1

YES / SI.	4	44.44	4
NO.	5	55.56	5

CITY OF TUCSON
PROPOSITION 204
(VOTE FOR) 1

YES / SI.	3	33.33	3
NO.	6	66.67	6

CITY OF TUCSON
PROPOSITION 406
(VOTE FOR) 1

YES / SI.	4	44.44	4
NO.	5	55.56	5

PREC REPORT-GROUP DETAIL
REPORT-EL30A PAGE 3149-02

CONSOLIDATED 2017

FINAL RESULTS

RUN DATE:11/13/17 05:11 PM

3149 186

	TOTAL VOTES	%	EARLYS
FLOWING WELLS UNIFIED SCHOOL DISTRICT			
PROPOSITION 455			
(VOTE FOR) 1			
YES / SI	63	48.09	63
NO.	68	51.91	68
TUCSON UNIFIED SCHOOL DISTRICT			
PROPOSITION 458			
(VOTE FOR) 1			
YES / SI	0		0
NO.	0		0

FINAL RESULTS

RUN DATE:11/13/17 05:11 PM

3150 189

	TOTAL VOTES	%	EARLYS
REGISTERED VOTERS - TOTAL	1,375		
BALLOTS CAST - TOTAL.	584		584
BALLOTS CAST - BLANK.	0		0
VOTER TURNOUT - TOTAL		42.47	
VOTER TURNOUT - BLANK			

CITY OF TUCSON
 COUNCIL MEMBER WARD 3
 (VOTE FOR) 1

DURHAM, PAUL (DEM)	339	63.25	339
WATSON, GARY L. (IND)	190	35.45	190
WRITE-IN.	7	1.31	7

CITY OF TUCSON
 COUNCIL MEMBER WARD 5
 (VOTE FOR) 1

FIMBRES, RICHARD G. (DEM)	414	94.95	414
WRITE-IN.	22	5.05	22

CITY OF TUCSON
 COUNCIL MEMBER WARD 6
 (VOTE FOR) 1

KOZACHIK, STEVE (DEM)	368	65.13	368
RODRIGUEZ, MARIANO (REP)	164	29.03	164
CEASE, MIKE (GRN).	32	5.66	32
WRITE-IN.	1	.18	1

CITY OF TUCSON
 PROPOSITION 202
 (VOTE FOR) 1

YES / SI.	334	61.40	334
NO.	210	38.60	210

CITY OF TUCSON
PROPOSITION 203
(VOTE FOR) 1

YES / SI.	351	62.12	351
NO.	214	37.88	214

CITY OF TUCSON
PROPOSITION 204
(VOTE FOR) 1

YES / SI.	238	42.58	238
NO.	321	57.42	321

CITY OF TUCSON
PROPOSITION 406
(VOTE FOR) 1

YES / SI.	200	35.52	200
NO.	363	64.48	363

PREC REPORT-GROUP DETAIL
REPORT-EL30A PAGE 3150-02

CONSOLIDATED 2017

FINAL RESULTS

RUN DATE:11/13/17 05:11 PM

3150 189

	TOTAL VOTES	%	EARLYS
TUCSON UNIFIED SCHOOL DISTRICT			
PROPOSITION 458			
(VOTE FOR) 1			
YES / SI	304	54.68	304
NO.	252	45.32	252

FINAL RESULTS

RUN DATE:11/13/17 05:11 PM

3151 190

	TOTAL VOTES	%	EARLYS
REGISTERED VOTERS - TOTAL	1,528		
BALLOTS CAST - TOTAL.	321		321
BALLOTS CAST - BLANK.	0		0
VOTER TURNOUT - TOTAL		21.01	
VOTER TURNOUT - BLANK			

CITY OF TUCSON
COUNCIL MEMBER WARD 3
(VOTE FOR) 1

DURHAM, PAUL (DEM)	175	67.31	175
WATSON, GARY L. (IND)	83	31.92	83
WRITE-IN.	2	.77	2

CITY OF TUCSON
COUNCIL MEMBER WARD 5
(VOTE FOR) 1

FIMBRES, RICHARD G. (DEM)	205	97.16	205
WRITE-IN.	6	2.84	6

CITY OF TUCSON
COUNCIL MEMBER WARD 6
(VOTE FOR) 1

KOZACHIK, STEVE (DEM)	177	66.54	177
RODRIGUEZ, MARIANO (REP)	72	27.07	72
CEASE, MIKE (GRN).	15	5.64	15
WRITE-IN.	2	.75	2

CITY OF TUCSON
PROPOSITION 202
(VOTE FOR) 1

YES / SI.	101	40.40	101
NO.	149	59.60	149

CITY OF TUCSON
PROPOSITION 203
(VOTE FOR) 1

YES / SI.	107	40.23	107
NO.	159	59.77	159

CITY OF TUCSON
PROPOSITION 204
(VOTE FOR) 1

YES / SI.	88	33.98	88
NO.	171	66.02	171

CITY OF TUCSON
PROPOSITION 406
(VOTE FOR) 1

YES / SI.	54	20.61	54
NO.	208	79.39	208

PREC REPORT-GROUP DETAIL
REPORT-EL30A PAGE 3151-02

CONSOLIDATED 2017

FINAL RESULTS

RUN DATE:11/13/17 05:11 PM

3151 190

	TOTAL VOTES	%	EARLYS
TUCSON UNIFIED SCHOOL DISTRICT			
PROPOSITION 458			
(VOTE FOR) 1			
YES / SI	114	36.66	114
NO.	197	63.34	197
DREXEL HEIGHTS FIRE DISTRICT			
PROPOSITION 459			
(VOTE FOR) 1			
YES / SI.	30	63.83	30
NO.	17	36.17	17

PREC REPORT-GROUP DETAIL
REPORT-EL30A PAGE 3152-01

CONSOLIDATED 2017

RUN DATE:11/13/17 05:11 PM

FINAL RESULTS

3152 191

	TOTAL VOTES	%	EARLYS
REGISTERED VOTERS - TOTAL	1,052		
BALLOTS CAST - TOTAL.	340		340
BALLOTS CAST - BLANK.	0		0
VOTER TURNOUT - TOTAL		32.32	
VOTER TURNOUT - BLANK			

MARANA UNIFIED SCHOOL DISTRICT
PROPOSITION 456
(VOTE FOR) 1

YES / SI.	140	41.18	140
NO.	200	58.82	200

FINAL RESULTS

RUN DATE:11/13/17 05:11 PM

3153 192

	TOTAL VOTES	%	EARLYS
REGISTERED VOTERS - TOTAL	2,745		
BALLOTS CAST - TOTAL.	1,254		1,254
BALLOTS CAST - BLANK.	0		0
VOTER TURNOUT - TOTAL		45.68	
VOTER TURNOUT - BLANK			

CITY OF TUCSON
 COUNCIL MEMBER WARD 3
 (VOTE FOR) 1

DURHAM, PAUL (DEM)	516	46.36	516
WATSON, GARY L. (IND)	583	52.38	583
WRITE-IN.	14	1.26	14

CITY OF TUCSON
 COUNCIL MEMBER WARD 5
 (VOTE FOR) 1

FIMBRES, RICHARD G. (DEM)	705	92.40	705
WRITE-IN.	58	7.60	58

CITY OF TUCSON
 COUNCIL MEMBER WARD 6
 (VOTE FOR) 1

KOZACHIK, STEVE (DEM)	580	48.99	580
RODRIGUEZ, MARIANO (REP)	513	43.33	513
CEASE, MIKE (GRN).	88	7.43	88
WRITE-IN.	3	.25	3

CITY OF TUCSON
 PROPOSITION 202
 (VOTE FOR) 1

YES / SI.	558	47.17	558
NO.	625	52.83	625

CITY OF TUCSON
PROPOSITION 203
(VOTE FOR) 1

YES / SI.	544	44.12	544
NO.	689	55.88	689

CITY OF TUCSON
PROPOSITION 204
(VOTE FOR) 1

YES / SI.	290	23.69	290
NO.	934	76.31	934

CITY OF TUCSON
PROPOSITION 406
(VOTE FOR) 1

YES / SI.	271	22.18	271
NO.	951	77.82	951

PREC REPORT-GROUP DETAIL
REPORT-EL30A PAGE 3153-02

CONSOLIDATED 2017

RUN DATE:11/13/17 05:11 PM

FINAL RESULTS

3153 192

TOTAL VOTES

%

EARLYS

TUCSON UNIFIED SCHOOL DISTRICT

PROPOSITION 458

(VOTE FOR) 1

YES / SI	406	33.39	406
NO.	810	66.61	810

PREC REPORT-GROUP DETAIL
REPORT-EL30A PAGE 3155-01

CONSOLIDATED 2017

FINAL RESULTS

RUN DATE:11/13/17 05:11 PM

3155 196

	TOTAL VOTES	%	EARLYS
REGISTERED VOTERS - TOTAL	17		
BALLOTS CAST - TOTAL.	2		2
BALLOTS CAST - BLANK.	0		0
VOTER TURNOUT - TOTAL		11.76	
VOTER TURNOUT - BLANK			

CITY OF TUCSON
COUNCIL MEMBER WARD 3
(VOTE FOR) 1

DURHAM, PAUL (DEM)	0		0
WATSON, GARY L. (IND)	0		0
WRITE-IN.	0		0

CITY OF TUCSON
COUNCIL MEMBER WARD 5
(VOTE FOR) 1

FIMBRES, RICHARD G. (DEM)	0		0
WRITE-IN.	0		0

CITY OF TUCSON
COUNCIL MEMBER WARD 6
(VOTE FOR) 1

KOZACHIK, STEVE (DEM)	0		0
RODRIGUEZ, MARIANO (REP)	0		0
CEASE, MIKE (GRN).	0		0
WRITE-IN.	0		0

CITY OF TUCSON
PROPOSITION 202
(VOTE FOR) 1

YES / SI.	0	0
NO.	0	0

CITY OF TUCSON
PROPOSITION 203
(VOTE FOR) 1

YES / SI.	0	0
NO.	0	0

CITY OF TUCSON
PROPOSITION 204
(VOTE FOR) 1

YES / SI.	0	0
NO.	0	0

CITY OF TUCSON
PROPOSITION 406
(VOTE FOR) 1

YES / SI.	0	0
NO.	0	0

PREC REPORT-GROUP DETAIL
REPORT-EL30A PAGE 3155-02

CONSOLIDATED 2017

RUN DATE:11/13/17 05:11 PM

FINAL RESULTS

3155 196

TOTAL VOTES

%

EARLYS

SUNNYSIDE UNIFIED SCHOOL DISTRICT

PROPOSITION 457

(VOTE FOR) 1

YES / SI.	1	50.00	1
NO.	1	50.00	1

FINAL RESULTS

RUN DATE:11/13/17 05:11 PM

3156 197

	TOTAL VOTES	%	EARLYS
REGISTERED VOTERS - TOTAL	2,028		
BALLOTS CAST - TOTAL.	882		882
BALLOTS CAST - BLANK.	0		0
VOTER TURNOUT - TOTAL		43.49	
VOTER TURNOUT - BLANK			

CITY OF TUCSON
COUNCIL MEMBER WARD 3
(VOTE FOR) 1

DURHAM, PAUL (DEM)	335	43.34	335
WATSON, GARY L. (IND)	421	54.46	421
WRITE-IN.	17	2.20	17

CITY OF TUCSON
COUNCIL MEMBER WARD 5
(VOTE FOR) 1

FIMBRES, RICHARD G. (DEM)	500	91.74	500
WRITE-IN.	45	8.26	45

CITY OF TUCSON
COUNCIL MEMBER WARD 6
(VOTE FOR) 1

KOZACHIK, STEVE (DEM)	370	44.90	370
RODRIGUEZ, MARIANO (REP)	393	47.69	393
CEASE, MIKE (GRN).	58	7.04	58
WRITE-IN.	3	.36	3

CITY OF TUCSON
PROPOSITION 202
(VOTE FOR) 1

YES / SI.	368	44.82	368
NO.	453	55.18	453

CITY OF TUCSON
PROPOSITION 203
(VOTE FOR) 1

YES / SI.	338	39.30	338
NO.	522	60.70	522

CITY OF TUCSON
PROPOSITION 204
(VOTE FOR) 1

YES / SI.	163	18.93	163
NO.	698	81.07	698

CITY OF TUCSON
PROPOSITION 406
(VOTE FOR) 1

YES / SI.	138	16.18	138
NO.	715	83.82	715

PREC REPORT-GROUP DETAIL
REPORT-EL30A PAGE 3156-02

CONSOLIDATED 2017

FINAL RESULTS

RUN DATE:11/13/17 05:11 PM

3156 197

	TOTAL VOTES	%	EARLYS
TUCSON UNIFIED SCHOOL DISTRICT			
PROPOSITION 458			
(VOTE FOR) 1			
YES / SI	215	25.06	215
NO.	643	74.94	643

PREC REPORT-GROUP DETAIL
REPORT-EL30A PAGE 3159-01

CONSOLIDATED 2017

RUN DATE:11/13/17 05:11 PM

FINAL RESULTS

3159 201

	TOTAL VOTES	%	EARLYS
REGISTERED VOTERS - TOTAL	2,650		
BALLOTS CAST - TOTAL.	749		749
BALLOTS CAST - BLANK.	2	.27	2
VOTER TURNOUT - TOTAL		28.26	
VOTER TURNOUT - BLANK08	

MARANA UNIFIED SCHOOL DISTRICT
PROPOSITION 456
(VOTE FOR) 1

YES / SI.	347	46.45	347
NO.	400	53.55	400

PREC REPORT-GROUP DETAIL
REPORT-EL30A PAGE 3160-01

CONSOLIDATED 2017

FINAL RESULTS

RUN DATE:11/13/17 05:11 PM

3160 203

	TOTAL VOTES	%	EARLYS
REGISTERED VOTERS - TOTAL	1,463		
BALLOTS CAST - TOTAL	325		325
BALLOTS CAST - BLANK	0		0
VOTER TURNOUT - TOTAL		22.21	
VOTER TURNOUT - BLANK			

TUCSON UNIFIED SCHOOL DISTRICT
PROPOSITION 458

(VOTE FOR)			
1			
YES / SI	117	36.45	117
NO.	204	63.55	204

DREXEL HEIGHTS FIRE DISTRICT
PROPOSITION 459

(VOTE FOR)			
1			
YES / SI.	200	62.70	200
NO.	119	37.30	119

PREC REPORT-GROUP DETAIL
REPORT-EL30A PAGE 3162-01

CONSOLIDATED 2017

RUN DATE:11/13/17 05:11 PM

FINAL RESULTS

3162 213

	TOTAL VOTES	%	EARLYS
REGISTERED VOTERS - TOTAL	283		
BALLOTS CAST - TOTAL	80		80
BALLOTS CAST - BLANK	0		0
VOTER TURNOUT - TOTAL		28.27	
VOTER TURNOUT - BLANK			

MARANA UNIFIED SCHOOL DISTRICT
PROPOSITION 456
(VOTE FOR) 1

YES / SI.	26	32.50	26
NO.	54	67.50	54

FINAL RESULTS

RUN DATE:11/13/17 05:11 PM

3163 214

	TOTAL VOTES	%	EARLYS
REGISTERED VOTERS - TOTAL	2,492		
BALLOTS CAST - TOTAL.	1,044		1,044
BALLOTS CAST - BLANK.	5	.48	5
VOTER TURNOUT - TOTAL		41.89	
VOTER TURNOUT - BLANK20	

CITY OF TUCSON
 COUNCIL MEMBER WARD 3
 (VOTE FOR) 1

DURHAM, PAUL (DEM)	0		0
WATSON, GARY L. (IND)	5	100.00	5
WRITE-IN.	0		0

CITY OF TUCSON
 COUNCIL MEMBER WARD 5
 (VOTE FOR) 1

FIMBRES, RICHARD G. (DEM)	3	100.00	3
WRITE-IN.	0		0

CITY OF TUCSON
 COUNCIL MEMBER WARD 6
 (VOTE FOR) 1

KOZACHIK, STEVE (DEM)	0		0
RODRIGUEZ, MARIANO (REP)	5	100.00	5
CEASE, MIKE (GRN).	0		0
WRITE-IN.	0		0

CITY OF TUCSON
 PROPOSITION 202
 (VOTE FOR) 1

YES / SI.	0		0
NO.	5	100.00	5

CITY OF TUCSON
PROPOSITION 203
(VOTE FOR) 1

YES / SI.	0		0
NO.	5	100.00	5

CITY OF TUCSON
PROPOSITION 204
(VOTE FOR) 1

YES / SI.	0		0
NO.	5	100.00	5

CITY OF TUCSON
PROPOSITION 406
(VOTE FOR) 1

YES / SI.	3	60.00	3
NO.	2	40.00	2

PREC REPORT-GROUP DETAIL
REPORT-EL30A PAGE 3163-02

CONSOLIDATED 2017

FINAL RESULTS

RUN DATE:11/13/17 05:11 PM

3163 214

	TOTAL VOTES	%	EARLYS
TUCSON UNIFIED SCHOOL DISTRICT			
PROPOSITION 458			
(VOTE FOR) 1			
YES / SI	500	48.17	500
NO.	538	51.83	538

PREC REPORT-GROUP DETAIL
REPORT-EL30A PAGE 3164-01

CONSOLIDATED 2017

FINAL RESULTS

RUN DATE:11/13/17 05:11 PM

3164 215

	TOTAL VOTES	%	EARLYS
REGISTERED VOTERS - TOTAL	1,313		
BALLOTS CAST - TOTAL.	437		437
BALLOTS CAST - BLANK.	0		0
VOTER TURNOUT - TOTAL		33.28	
VOTER TURNOUT - BLANK			

MARANA UNIFIED SCHOOL DISTRICT
PROPOSITION 456

(VOTE FOR)			
1			
YES / SI.	168	38.44	168
NO.	269	61.56	269

PICTURE ROCKS FIRE DISTRICT
PROPOSITION 460

(VOTE FOR)			
1			
YES / SI.	198	45.83	198
NO.	234	54.17	234

PREC REPORT-GROUP DETAIL
REPORT-EL30A PAGE 3167-01

CONSOLIDATED 2017

RUN DATE:11/13/17 05:11 PM

FINAL RESULTS

3167 219

	TOTAL VOTES	%	EARLYS
REGISTERED VOTERS - TOTAL	2,538		
BALLOTS CAST - TOTAL.	705		705
BALLOTS CAST - BLANK.	1	.14	1
VOTER TURNOUT - TOTAL		27.78	
VOTER TURNOUT - BLANK04	

FLOWING WELLS UNIFIED SCHOOL DISTRICT
PROPOSITION 455
(VOTE FOR) 1

YES / SI.	411	58.46	411
NO.	292	41.54	292

PREC REPORT-GROUP DETAIL
REPORT-EL30A PAGE 3168-01

CONSOLIDATED 2017

RUN DATE:11/13/17 05:11 PM

FINAL RESULTS

3168 220

	TOTAL VOTES	%	EARLYS
REGISTERED VOTERS - TOTAL	2,911		
BALLOTS CAST - TOTAL.	1,324		1,324
BALLOTS CAST - BLANK.	0		0
VOTER TURNOUT - TOTAL		45.48	
VOTER TURNOUT - BLANK			

TUCSON UNIFIED SCHOOL DISTRICT
PROPOSITION 458

(VOTE FOR) 1

YES / SI	440	33.26	440
NO.	883	66.74	883

PREC REPORT-GROUP DETAIL
REPORT-EL30A PAGE 3170-01

CONSOLIDATED 2017

FINAL RESULTS

RUN DATE:11/13/17 05:11 PM

3170 222

	TOTAL VOTES	%	EARLYS
REGISTERED VOTERS - TOTAL	1,792		
BALLOTS CAST - TOTAL.	535		535
BALLOTS CAST - BLANK.	0		0
VOTER TURNOUT - TOTAL		29.85	
VOTER TURNOUT - BLANK			

MARANA UNIFIED SCHOOL DISTRICT
PROPOSITION 456

(VOTE FOR)			
1			
YES / SI.	184	34.46	184
NO.	350	65.54	350

PICTURE ROCKS FIRE DISTRICT
PROPOSITION 460

(VOTE FOR)			
1			
YES / SI.	173	38.44	173
NO.	277	61.56	277

AVRA VALLEY FIRE DISTRICT
PROPOSITION 461

(VOTE FOR)			
1			
YES / SI.	25	42.37	25
NO.	34	57.63	34

PREC REPORT-GROUP DETAIL
REPORT-EL30A PAGE 3171-01

CONSOLIDATED 2017

RUN DATE:11/13/17 05:11 PM

FINAL RESULTS

3171 223

	TOTAL VOTES	%	EARLYS
REGISTERED VOTERS - TOTAL	1,144		
BALLOTS CAST - TOTAL.	291		291
BALLOTS CAST - BLANK.	0		0
VOTER TURNOUT - TOTAL		25.44	
VOTER TURNOUT - BLANK			

MARANA UNIFIED SCHOOL DISTRICT
PROPOSITION 456
(VOTE FOR) 1

YES / SI.	129	44.33	129
NO.	162	55.67	162

FINAL RESULTS

RUN DATE:11/13/17 05:11 PM

3173 225

	TOTAL VOTES	%	EARLYS
REGISTERED VOTERS - TOTAL	2,370		
BALLOTS CAST - TOTAL.	713		713
BALLOTS CAST - BLANK.	0		0
VOTER TURNOUT - TOTAL		30.08	
VOTER TURNOUT - BLANK			

CITY OF TUCSON
 COUNCIL MEMBER WARD 3
 (VOTE FOR) 1

DURHAM, PAUL (DEM)	29	52.73	29
WATSON, GARY L. (IND)	26	47.27	26
WRITE-IN.	0		0

CITY OF TUCSON
 COUNCIL MEMBER WARD 5
 (VOTE FOR) 1

FIMBRES, RICHARD G. (DEM)	39	90.70	39
WRITE-IN.	4	9.30	4

CITY OF TUCSON
 COUNCIL MEMBER WARD 6
 (VOTE FOR) 1

KOZACHIK, STEVE (DEM)	32	54.24	32
RODRIGUEZ, MARIANO (REP)	21	35.59	21
CEASE, MIKE (GRN).	6	10.17	6
WRITE-IN.	0		0

CITY OF TUCSON
 PROPOSITION 202
 (VOTE FOR) 1

YES / SI.	32	54.24	32
NO.	27	45.76	27

CITY OF TUCSON
PROPOSITION 203
(VOTE FOR) 1

YES / SI.	33	54.10	33
NO.	28	45.90	28

CITY OF TUCSON
PROPOSITION 204
(VOTE FOR) 1

YES / SI.	16	27.59	16
NO.	42	72.41	42

CITY OF TUCSON
PROPOSITION 406
(VOTE FOR) 1

YES / SI.	15	26.32	15
NO.	42	73.68	42

PREC REPORT-GROUP DETAIL
REPORT-EL30A PAGE 3173-02

CONSOLIDATED 2017

FINAL RESULTS

RUN DATE:11/13/17 05:11 PM

3173 225

TOTAL VOTES

%

EARLYS

FLOWING WELLS UNIFIED SCHOOL DISTRICT

PROPOSITION 455

(VOTE FOR) 1

YES / SI.	415	58.45	415
NO.	295	41.55	295

PREC REPORT-GROUP DETAIL
REPORT-EL30A PAGE 3174-01

CONSOLIDATED 2017

FINAL RESULTS

RUN DATE:11/13/17 05:11 PM

3174 228

	TOTAL VOTES	%	EARLYS
REGISTERED VOTERS - TOTAL	1,159		
BALLOTS CAST - TOTAL	512		512
BALLOTS CAST - BLANK	1	.20	1
VOTER TURNOUT - TOTAL		44.18	
VOTER TURNOUT - BLANK09	

MARANA UNIFIED SCHOOL DISTRICT
PROPOSITION 456

(VOTE FOR) 1			
YES / SI	47	36.43	47
NO.	82	63.57	82

TUCSON UNIFIED SCHOOL DISTRICT
PROPOSITION 458

(VOTE FOR) 1			
YES / SI	129	33.95	129
NO.	251	66.05	251

FINAL RESULTS

RUN DATE:11/13/17 05:11 PM

3176 231

	TOTAL VOTES	%	EARLYS
REGISTERED VOTERS - TOTAL	167		
BALLOTS CAST - TOTAL.	44		44
BALLOTS CAST - BLANK.	0		0
VOTER TURNOUT - TOTAL		26.35	
VOTER TURNOUT - BLANK			

CITY OF TUCSON
COUNCIL MEMBER WARD 3
(VOTE FOR) 1

DURHAM, PAUL (DEM)	0		0
WATSON, GARY L. (IND)	0		0
WRITE-IN.	0		0

CITY OF TUCSON
COUNCIL MEMBER WARD 5
(VOTE FOR) 1

FIMBRES, RICHARD G. (DEM)	0		0
WRITE-IN.	0		0

CITY OF TUCSON
COUNCIL MEMBER WARD 6
(VOTE FOR) 1

KOZACHIK, STEVE (DEM)	0		0
RODRIGUEZ, MARIANO (REP)	0		0
CEASE, MIKE (GRN).	0		0
WRITE-IN.	0		0

CITY OF TUCSON
PROPOSITION 202
(VOTE FOR) 1

YES / SI.	0	0
NO.	0	0

CITY OF TUCSON
PROPOSITION 203
(VOTE FOR) 1

YES / SI.	0	0
NO.	0	0

CITY OF TUCSON
PROPOSITION 204
(VOTE FOR) 1

YES / SI.	0	0
NO.	0	0

CITY OF TUCSON
PROPOSITION 406
(VOTE FOR) 1

YES / SI.	0	0
NO.	0	0

PREC REPORT-GROUP DETAIL
REPORT-EL30A PAGE 3176-02

CONSOLIDATED 2017

FINAL RESULTS

RUN DATE:11/13/17 05:11 PM

3176 231

TOTAL VOTES

%

EARLYS

SUNNYSIDE UNIFIED SCHOOL DISTRICT

PROPOSITION 457

(VOTE FOR) 1

YES / SI.	12	27.27	12
NO.	32	72.73	32

FINAL RESULTS

RUN DATE:11/13/17 05:11 PM

3177 232

	TOTAL VOTES	%	EARLYS
REGISTERED VOTERS - TOTAL	1,397		
BALLOTS CAST - TOTAL.	371		371
BALLOTS CAST - BLANK.	0		0
VOTER TURNOUT - TOTAL		26.56	
VOTER TURNOUT - BLANK			

CITY OF TUCSON
COUNCIL MEMBER WARD 3
(VOTE FOR) 1

DURHAM, PAUL (DEM)	166	49.11	166
WATSON, GARY L. (IND)	165	48.82	165
WRITE-IN.	7	2.07	7

CITY OF TUCSON
COUNCIL MEMBER WARD 5
(VOTE FOR) 1

FIMBRES, RICHARD G. (DEM)	227	89.72	227
WRITE-IN.	26	10.28	26

CITY OF TUCSON
COUNCIL MEMBER WARD 6
(VOTE FOR) 1

KOZACHIK, STEVE (DEM)	171	48.17	171
RODRIGUEZ, MARIANO (REP)	160	45.07	160
CEASE, MIKE (GRN).	20	5.63	20
WRITE-IN.	4	1.13	4

CITY OF TUCSON
PROPOSITION 202
(VOTE FOR) 1

YES / SI.	162	47.65	162
NO.	178	52.35	178

CITY OF TUCSON
PROPOSITION 203
(VOTE FOR) 1

YES / SI.	168	46.67	168
NO.	192	53.33	192

CITY OF TUCSON
PROPOSITION 204
(VOTE FOR) 1

YES / SI.	112	31.73	112
NO.	241	68.27	241

CITY OF TUCSON
PROPOSITION 406
(VOTE FOR) 1

YES / SI.	44	12.22	44
NO.	316	87.78	316

PREC REPORT-GROUP DETAIL
REPORT-EL30A PAGE 3177-02

CONSOLIDATED 2017

FINAL RESULTS

RUN DATE:11/13/17 05:11 PM

3177 232

	TOTAL VOTES	%	EARLYS
SUNNYSIDE UNIFIED SCHOOL DISTRICT			
PROPOSITION 457			
(VOTE FOR) 1			
YES / SI.	119	33.43	119
NO.	237	66.57	237

PREC REPORT-GROUP DETAIL
REPORT-EL30A PAGE 3178-01

CONSOLIDATED 2017

FINAL RESULTS

RUN DATE:11/13/17 05:11 PM

3178 233

	TOTAL VOTES	%	EARLYS
REGISTERED VOTERS - TOTAL	3,418		
BALLOTS CAST - TOTAL.	893		893
BALLOTS CAST - BLANK.	0		0
VOTER TURNOUT - TOTAL		26.13	
VOTER TURNOUT - BLANK			

TUCSON UNIFIED SCHOOL DISTRICT
PROPOSITION 458

(VOTE FOR) 1			
YES / SI	318	35.97	318
NO.	566	64.03	566

DREXEL HEIGHTS FIRE DISTRICT
PROPOSITION 459

(VOTE FOR) 1			
YES / SI.	590	66.97	590
NO.	291	33.03	291

PREC REPORT-GROUP DETAIL
REPORT-EL30A PAGE 3179-01

CONSOLIDATED 2017

FINAL RESULTS

RUN DATE:11/13/17 05:11 PM

3179 234

	TOTAL VOTES	%	EARLYS
REGISTERED VOTERS - TOTAL	2,032		
BALLOTS CAST - TOTAL.	619		619
BALLOTS CAST - BLANK.	1	.16	1
VOTER TURNOUT - TOTAL		30.46	
VOTER TURNOUT - BLANK05	

TUCSON UNIFIED SCHOOL DISTRICT
PROPOSITION 458

(VOTE FOR) 1			
YES / SI	219	35.84	219
NO.	392	64.16	392

DREXEL HEIGHTS FIRE DISTRICT
PROPOSITION 459

(VOTE FOR) 1			
YES / SI.	387	63.44	387
NO.	223	36.56	223

PREC REPORT-GROUP DETAIL
REPORT-EL30A PAGE 3180-01

CONSOLIDATED 2017

FINAL RESULTS

RUN DATE:11/13/17 05:11 PM

3180 235

	TOTAL VOTES	%	EARLYS
REGISTERED VOTERS - TOTAL	2,324		
BALLOTS CAST - TOTAL.	422		422
BALLOTS CAST - BLANK.	0		0
VOTER TURNOUT - TOTAL		18.16	
VOTER TURNOUT - BLANK			

TUCSON UNIFIED SCHOOL DISTRICT
PROPOSITION 458

(VOTE FOR)			
1			
YES / SI	178	42.79	178
NO.	238	57.21	238

DREXEL HEIGHTS FIRE DISTRICT
PROPOSITION 459

(VOTE FOR)			
1			
YES / SI.	296	70.48	296
NO.	124	29.52	124

PREC REPORT-GROUP DETAIL
REPORT-EL30A PAGE 3181-01

CONSOLIDATED 2017

RUN DATE:11/13/17 05:11 PM

FINAL RESULTS

3181 236

	TOTAL VOTES	%	EARLYS
REGISTERED VOTERS - TOTAL	1,051		
BALLOTS CAST - TOTAL.	144		144
BALLOTS CAST - BLANK.	0		0
VOTER TURNOUT - TOTAL		13.70	
VOTER TURNOUT - BLANK			

SUNNYSIDE UNIFIED SCHOOL DISTRICT
PROPOSITION 457
(VOTE FOR) 1

YES / SI.	63	43.75	63
NO.	81	56.25	81

PREC REPORT-GROUP DETAIL
REPORT-EL30A PAGE 3182-01

CONSOLIDATED 2017

RUN DATE:11/13/17 05:11 PM

FINAL RESULTS

3182 237

	TOTAL VOTES	%	EARLYS
REGISTERED VOTERS - TOTAL	205		
BALLOTS CAST - TOTAL	90		90
BALLOTS CAST - BLANK	0		0
VOTER TURNOUT - TOTAL		43.90	
VOTER TURNOUT - BLANK			

TUCSON UNIFIED SCHOOL DISTRICT
PROPOSITION 458
(VOTE FOR) 1

YES / SI	57	63.33	57
NO.	33	36.67	33

PREC REPORT-GROUP DETAIL
REPORT-EL30A PAGE 3183-01

CONSOLIDATED 2017

RUN DATE:11/13/17 05:11 PM

FINAL RESULTS

3183 238

	TOTAL VOTES	%	EARLYS
REGISTERED VOTERS - TOTAL	35		
BALLOTS CAST - TOTAL	14		14
BALLOTS CAST - BLANK	0		0
VOTER TURNOUT - TOTAL		40.00	
VOTER TURNOUT - BLANK			

TUCSON UNIFIED SCHOOL DISTRICT
PROPOSITION 458
(VOTE FOR) 1

YES / SI	8	57.14	8
NO.	6	42.86	6

PREC REPORT-GROUP DETAIL
REPORT-EL30A PAGE 3184-01

CONSOLIDATED 2017

RUN DATE:11/13/17 05:11 PM

FINAL RESULTS

3184 239

	TOTAL VOTES	%	EARLYS
REGISTERED VOTERS - TOTAL	3		
BALLOTS CAST - TOTAL	3		3
BALLOTS CAST - BLANK	0		0
VOTER TURNOUT - TOTAL		100.00	
VOTER TURNOUT - BLANK			

TUCSON UNIFIED SCHOOL DISTRICT
PROPOSITION 458

(VOTE FOR) 1			
YES / SI	0		0
NO.	3	100.00	3

PREC REPORT-GROUP DETAIL
REPORT-EL30A PAGE 3185-01

CONSOLIDATED 2017

RUN DATE:11/13/17 05:11 PM

FINAL RESULTS

3185 241

	TOTAL VOTES	%	EARLYS
REGISTERED VOTERS - TOTAL	1,877		
BALLOTS CAST - TOTAL.	880		880
BALLOTS CAST - BLANK.	2	.23	2
VOTER TURNOUT - TOTAL		46.88	
VOTER TURNOUT - BLANK11	

TUCSON UNIFIED SCHOOL DISTRICT
PROPOSITION 458
(VOTE FOR) 1

YES / SI	413	47.04	413
NO.	465	52.96	465

PREC REPORT-GROUP DETAIL
REPORT-EL30A PAGE 3186-01

CONSOLIDATED 2017

FINAL RESULTS

RUN DATE:11/13/17 05:11 PM

3186 242

	TOTAL VOTES	%	EARLYS
REGISTERED VOTERS - TOTAL	2,137		
BALLOTS CAST - TOTAL.	647		647
BALLOTS CAST - BLANK.	0		0
VOTER TURNOUT - TOTAL		30.28	
VOTER TURNOUT - BLANK			

MARANA UNIFIED SCHOOL DISTRICT
PROPOSITION 456
(VOTE FOR) 1

YES / SI.	242	37.40	242
NO.	405	62.60	405

FINAL RESULTS

RUN DATE:11/13/17 05:11 PM

3188 244

	TOTAL VOTES	%	EARLYS
REGISTERED VOTERS - TOTAL	784		
BALLOTS CAST - TOTAL.	145		145
BALLOTS CAST - BLANK.	0		0
VOTER TURNOUT - TOTAL		18.49	
VOTER TURNOUT - BLANK			

CITY OF TUCSON
COUNCIL MEMBER WARD 3
(VOTE FOR) 1

DURHAM, PAUL (DEM)	115	82.73	115
WATSON, GARY L. (IND)	24	17.27	24
WRITE-IN.	0		0

CITY OF TUCSON
COUNCIL MEMBER WARD 5
(VOTE FOR) 1

FIMBRES, RICHARD G. (DEM)	127	95.49	127
WRITE-IN.	6	4.51	6

CITY OF TUCSON
COUNCIL MEMBER WARD 6
(VOTE FOR) 1

KOZACHIK, STEVE (DEM)	108	76.06	108
RODRIGUEZ, MARIANO (REP)	19	13.38	19
CEASE, MIKE (GRN).	15	10.56	15
WRITE-IN.	0		0

CITY OF TUCSON
PROPOSITION 202
(VOTE FOR) 1

YES / SI.	76	58.46	76
NO.	54	41.54	54

CITY OF TUCSON
PROPOSITION 203
(VOTE FOR) 1

YES / SI.	80	56.34	80
NO.	62	43.66	62

CITY OF TUCSON
PROPOSITION 204
(VOTE FOR) 1

YES / SI.	64	46.38	64
NO.	74	53.62	74

CITY OF TUCSON
PROPOSITION 406
(VOTE FOR) 1

YES / SI.	30	21.58	30
NO.	109	78.42	109

PREC REPORT-GROUP DETAIL
REPORT-EL30A PAGE 3188-02

CONSOLIDATED 2017

FINAL RESULTS

RUN DATE:11/13/17 05:11 PM

3188 244

TOTAL VOTES

%

EARLYS

TUCSON UNIFIED SCHOOL DISTRICT
PROPOSITION 458
(VOTE FOR) 1

YES / SI	68	47.89	68
NO.	74	52.11	74

FINAL RESULTS

RUN DATE:11/13/17 05:11 PM

3189 245

	TOTAL VOTES	%	EARLYS
REGISTERED VOTERS - TOTAL	1,518		
BALLOTS CAST - TOTAL.	543		543
BALLOTS CAST - BLANK.	0		0
VOTER TURNOUT - TOTAL		35.77	
VOTER TURNOUT - BLANK			

CITY OF TUCSON
COUNCIL MEMBER WARD 3
(VOTE FOR) 1

DURHAM, PAUL (DEM)	397	80.36	397
WATSON, GARY L. (IND)	95	19.23	95
WRITE-IN.	2	.40	2

CITY OF TUCSON
COUNCIL MEMBER WARD 5
(VOTE FOR) 1

FIMBRES, RICHARD G. (DEM)	445	98.02	445
WRITE-IN.	9	1.98	9

CITY OF TUCSON
COUNCIL MEMBER WARD 6
(VOTE FOR) 1

KOZACHIK, STEVE (DEM)	394	76.50	394
RODRIGUEZ, MARIANO (REP)	75	14.56	75
CEASE, MIKE (GRN).	45	8.74	45
WRITE-IN.	1	.19	1

CITY OF TUCSON
PROPOSITION 202
(VOTE FOR) 1

YES / SI.	305	61.49	305
NO.	191	38.51	191

CITY OF TUCSON
PROPOSITION 203
(VOTE FOR) 1

YES / SI.	309	59.54	309
NO.	210	40.46	210

CITY OF TUCSON
PROPOSITION 204
(VOTE FOR) 1

YES / SI.	282	54.02	282
NO.	240	45.98	240

CITY OF TUCSON
PROPOSITION 406
(VOTE FOR) 1

YES / SI.	190	36.68	190
NO.	328	63.32	328

PREC REPORT-GROUP DETAIL
REPORT-EL30A PAGE 3189-02

CONSOLIDATED 2017

FINAL RESULTS

RUN DATE:11/13/17 05:11 PM

3189 245

	TOTAL VOTES	%	EARLYS
TUCSON UNIFIED SCHOOL DISTRICT			
PROPOSITION 458			
(VOTE FOR) 1			
YES / SI	302	58.19	302
NO.	217	41.81	217

FINAL RESULTS

RUN DATE:11/13/17 05:11 PM

3190 246

	TOTAL VOTES	%	EARLYS
REGISTERED VOTERS - TOTAL	1,649		
BALLOTS CAST - TOTAL.	650		650
BALLOTS CAST - BLANK.	0		0
VOTER TURNOUT - TOTAL		39.42	
VOTER TURNOUT - BLANK			

CITY OF TUCSON
COUNCIL MEMBER WARD 3
(VOTE FOR) 1

DURHAM, PAUL (DEM)	512	83.12	512
WATSON, GARY L. (IND)	102	16.56	102
WRITE-IN.	2	.32	2

CITY OF TUCSON
COUNCIL MEMBER WARD 5
(VOTE FOR) 1

FIMBRES, RICHARD G. (DEM)	543	98.55	543
WRITE-IN.	8	1.45	8

CITY OF TUCSON
COUNCIL MEMBER WARD 6
(VOTE FOR) 1

KOZACHIK, STEVE (DEM)	498	79.30	498
RODRIGUEZ, MARIANO (REP)	59	9.39	59
CEASE, MIKE (GRN).	71	11.31	71
WRITE-IN.	0		0

CITY OF TUCSON
PROPOSITION 202
(VOTE FOR) 1

YES / SI.	416	67.97	416
NO.	196	32.03	196

CITY OF TUCSON
PROPOSITION 203
(VOTE FOR) 1

YES / SI.	419	66.61	419
NO.	210	33.39	210

CITY OF TUCSON
PROPOSITION 204
(VOTE FOR) 1

YES / SI.	391	61.77	391
NO.	242	38.23	242

CITY OF TUCSON
PROPOSITION 406
(VOTE FOR) 1

YES / SI.	316	50.64	316
NO.	308	49.36	308

PREC REPORT-GROUP DETAIL
REPORT-EL30A PAGE 3190-02

CONSOLIDATED 2017

RUN DATE:11/13/17 05:11 PM

FINAL RESULTS

3190 246

TOTAL VOTES

%

EARLYS

TUCSON UNIFIED SCHOOL DISTRICT

PROPOSITION 458

(VOTE FOR) 1

YES / SI	410	65.60	410
NO.	215	34.40	215

PREC REPORT-GROUP DETAIL
REPORT-EL30A PAGE 3191-01

CONSOLIDATED 2017

FINAL RESULTS

RUN DATE:11/13/17 05:11 PM

3191 247

	TOTAL VOTES	%	EARLYS
REGISTERED VOTERS - TOTAL	401		
BALLOTS CAST - TOTAL.	98		98
BALLOTS CAST - BLANK.	0		0
VOTER TURNOUT - TOTAL		24.44	
VOTER TURNOUT - BLANK			

CITY OF TUCSON
COUNCIL MEMBER WARD 3
(VOTE FOR) 1

DURHAM, PAUL (DEM)	72	80.90	72
WATSON, GARY L. (IND)	16	17.98	16
WRITE-IN.	1	1.12	1

CITY OF TUCSON
COUNCIL MEMBER WARD 5
(VOTE FOR) 1

FIMBRES, RICHARD G. (DEM)	78	97.50	78
WRITE-IN.	2	2.50	2

CITY OF TUCSON
COUNCIL MEMBER WARD 6
(VOTE FOR) 1

KOZACHIK, STEVE (DEM)	75	82.42	75
RODRIGUEZ, MARIANO (REP)	11	12.09	11
CEASE, MIKE (GRN).	4	4.40	4
WRITE-IN.	1	1.10	1

CITY OF TUCSON
PROPOSITION 202
(VOTE FOR) 1

YES / SI.	57	61.96	57
NO.	35	38.04	35

CITY OF TUCSON
PROPOSITION 203
(VOTE FOR) 1

YES / SI.	52	55.91	52
NO.	41	44.09	41

CITY OF TUCSON
PROPOSITION 204
(VOTE FOR) 1

YES / SI.	37	38.54	37
NO.	59	61.46	59

CITY OF TUCSON
PROPOSITION 406
(VOTE FOR) 1

YES / SI.	38	40.00	38
NO.	57	60.00	57

PREC REPORT-GROUP DETAIL
REPORT-EL30A PAGE 3191-02

CONSOLIDATED 2017

FINAL RESULTS

RUN DATE:11/13/17 05:11 PM

3191 247

	TOTAL VOTES	%	EARLYS
TUCSON UNIFIED SCHOOL DISTRICT			
PROPOSITION 458			
(VOTE FOR) 1			
YES / SI	48	50.53	48
NO.	47	49.47	47

PREC REPORT-GROUP DETAIL
REPORT-EL30A PAGE 3192-01

CONSOLIDATED 2017

FINAL RESULTS

RUN DATE:11/13/17 05:11 PM

3192 248

	TOTAL VOTES	%	EARLYS
REGISTERED VOTERS - TOTAL	808		
BALLOTS CAST - TOTAL.	168		168
BALLOTS CAST - BLANK.	0		0
VOTER TURNOUT - TOTAL		20.79	
VOTER TURNOUT - BLANK			

CITY OF TUCSON
COUNCIL MEMBER WARD 3
(VOTE FOR) 1

DURHAM, PAUL (DEM)	140	86.42	140
WATSON, GARY L. (IND)	22	13.58	22
WRITE-IN.	0		0

CITY OF TUCSON
COUNCIL MEMBER WARD 5
(VOTE FOR) 1

FIMBRES, RICHARD G. (DEM)	147	97.35	147
WRITE-IN.	4	2.65	4

CITY OF TUCSON
COUNCIL MEMBER WARD 6
(VOTE FOR) 1

KOZACHIK, STEVE (DEM)	131	81.37	131
RODRIGUEZ, MARIANO (REP)	28	17.39	28
CEASE, MIKE (GRN).	2	1.24	2
WRITE-IN.	0		0

CITY OF TUCSON
PROPOSITION 202
(VOTE FOR) 1

YES / SI.	72	45.86	72
NO.	85	54.14	85

CITY OF TUCSON
PROPOSITION 203
(VOTE FOR) 1

YES / SI.	70	43.21	70
NO.	92	56.79	92

CITY OF TUCSON
PROPOSITION 204
(VOTE FOR) 1

YES / SI.	57	36.31	57
NO.	100	63.69	100

CITY OF TUCSON
PROPOSITION 406
(VOTE FOR) 1

YES / SI.	23	14.29	23
NO.	138	85.71	138

PREC REPORT-GROUP DETAIL
REPORT-EL30A PAGE 3192-02

CONSOLIDATED 2017

FINAL RESULTS

RUN DATE:11/13/17 05:11 PM

3192 248

TOTAL VOTES

%

EARLYS

SUNNYSIDE UNIFIED SCHOOL DISTRICT

PROPOSITION 457

(VOTE FOR) 1

YES / SI.	63	38.65	63
NO.	100	61.35	100

←E