

State Data

State Data to determine number **losing eligibility for SNAP** based on HR1 & recent USDA Guidance

MARICOPA COUNTY:

Refugees =6030

Asylees=241

Victims of Human Trafficking =27

Afghan Humanitarian Parolees = 1536

Ukrainian HPs= 619

Special Immigrant Visa holders =649

TOTAL: 9101 men, women, children

PIMA COUNTY:

Refugees = 3122

Asylees=104

Victims of Human Trafficking = 5

Afghan Humanitarian Parolees = 543

Ukrainian HPs= 143

Special Immigrant Visa holders =275

TOTAL: 4192 men, women, children

Potentially Eligible Clients - Past 5 Years

Immigration Status	Number of Arrivals Maricopa County	Number of Arrivals Pima County	Number of Arrivals Other Counties	Total Number of Arrivals: Arizona
Cuban/Haitian Entrant	10,809	321	780	11,910
Refugee	6,030	3,122	343	9,495
Afghan Humanitarian Parolee	1,585	543	117	2,245
Ukrainian Humanitarian Parolee	619	143	131	893
Special Immigrant Visa	649	275	48	972
Asylee	241	104	6	351
US-born child of ORR-eligible clients	142	34	3	179
Amerasian	60	-	2	62
URM	39	-	-	39
Human Trafficking	27	5	3	35
Other	-	1	2	3
Total	20,201	4,548	1,435	26,184

IRC Data

IRC Tucson Surveyed 1,192 individuals

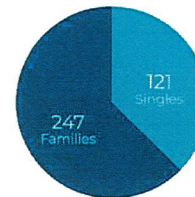
- Developed Survey
- Survey Conducted by Staff and Interns
- A lot of confusion and concerns expressed by Clients

IRC Phoenix Surveyed 509 (893 attempted) individuals

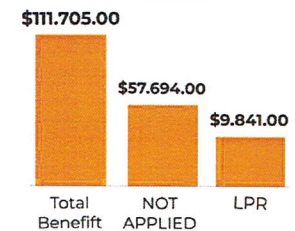
- More than 20% on SNAP
- 82% of SNAP Recipients without LPR
- Survey Conducted by Staff

Tucson Summary

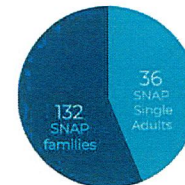
Survey Totals



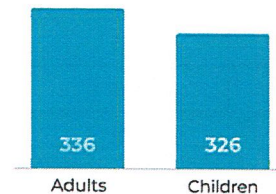
Benefit Amounts Based on Status




SNAP Participation



Adults vs Children on SNAP



LPR Status During Survey



Adults vs Children Impacted (No LPR & On SNAP)

